TSUNAMI HAZARD IN TURKEY AND SURROUNDINGS

by

Öcal Necmioğlu

B.Sc., Geophysical Engineering, İstanbul Technical University, 1997

Submitted to the

Kandilli Observatory and Earthquake Research Institute

in partial fulfillment of

the requirements for the degree of

Doctor of Philosophy

Graduate Program in Geophysics Department

Boğaziçi University

2014



... an image from the tsunami disaster in Japan after 11 March 2011 Tohoku earthquake…

This work is dedicated to all tsunami victims and especially to the fortitudinous and noble citizens of Japan…

FOREWORD

With a moment magnitude (Mw) of 9.0, the Tohoku-Oki earthquake was among the largest ever recorded with an estimated fault area of 400 km length by 200 km width (Avouac, 2011) and was the largest earthquake in the history of Japan. More importantly in fact, it was not a characteristic earthquake for that region, and the size and spatial extent far exceeded the forecast (Satake, 2011). The 2011 Tohoku earthquake, after the 2008 Wenchuan and 2010 Haiti earthquakes, was another important example of highly destructive earthquakes that occurred in areas predicted by earthquake hazard maps to be relatively safe. In the case of Tohoku event, this underestimation led to a lower level of tsunami alert that result in lost of lives that could have been perhaps saved otherwise. (Stein *et al.*, 2012). All these fundamental complexities indicate that we are still far away from having an adequate theory to use in earthquake and tsunami hazard assessment (Avouac, 2011). The Tohoku disaster showed that the long-term forecast should be based on only prehistoric paleoseismological data, and tsunami hazard maps may need to be prepared for infrequent gigantic earthquakes as well as more frequent smaller-sized earthquakes (Satake, 2011).

According to the "Sendai Report – Managing Disaster Risks for a resilient future" published by the World Bank (2012), economic losses from disasters over the past 30 years are estimated at $3.5 trillion. The economic losses in Japan from the Tohoku earthquake and tsunami in 2011 were estimated as equivalent to 4% of GDP, whereas the economic impact of the Haiti earthquake in 2010 was equal to 120% of its GDP. Historical and instrumental studies reveal the complex nature of plate interactions and crustal deformation in an around Turkey, that are mainly presented by devastating earthquakes accompanied sometimes by catastrophic tsunamis. In addition to earthquakes as tsunami sources, massive land movements, such as in the case of the Santorini event around 1600 BC or the Fatsa Tsunami triggered by the Erzincan (Turkey) earthquake in 1939 gives a clear indication that the entire Eastern Mediterranean and its Connected Seas region is prone to tsunami events. A 365-type earthquake could be expected every ~800 yr and the fact that there has been only one other such event (in 1303) in the past 1,650 yr, the modern-day tsunami hazard in the Eastern Mediterranean requires more attention (*Shaw et al.*, 2008).

Therefore, it is evident that a comprehensive tsunami hazard analysis is needed covering the Eastern Mediterranean, Aegean and Black Seas, since future tsunamis in the region could be even more damaging than the past events, when considering increased population density and economic activity in the coastal zones, such as ports, shipyards, marinas, nuclear and thermoelectric power plants, oil refineries and coastal airports. In addition, the increased technological and organizational complexities of the modern societies accompanied by the limitation of the resources require both short- and long-term hazard assessment as an integrated element of sustainable development.

ACKNOWLEDGEMENTS

I would like to thank wholeheartedly my supervisor Prof. Nurcan Meral Özel for all continued and committed support she has provided throughout my studies. This study was a great challenge for both of us in many ways, and her wisdom and vision was a crucial element in overcoming them.

I would like to thank EC-JRC, in particular to Alessandro Annunziato, for his support during the realization of the modeling database, which was possible through a Collaborative Agreement between KOERI and EC-JRC. I would like to thank especially to Roberto Basili (INGV) and Doğan Kalafat (KOERI) for their supports providing the SHARE Active Faults and Seismogenic Sources and KOERI Moment Tensor databases, respectively. I would also like to thank to Prof. Ahmet Cevdet Yalçıner for his feedback throughout the study and Dr. Ceren Özer Sözdinler for her valuable feedback and support during the conduct of this study, especially in the quality control of the tsunami scenario database.

I would like to thank my undergraduate Thesis supervisor Prof. Tuncay Taymaz, who has inspired me during my undergraduate years to continue a career in Geophysics. I am also grateful to all my undergraduate professors at the Istanbul Technical University who has helped me to develop a sound scientific basis, which proved its importance in a Graduate Study started after 11 years of working experience. I am naturally grateful to all my graduate professors at the Boğaziçi University – Kandilli Observatory and Earthquake Research Institute, namely Prof. Mustafa Aktar, Esen Arpat, Prof. Mustafa Erdik, Prof. Semih Ergintav, Prof. Cemil Gürbüz, Prof. Hayrullah Karabulut, and Prof. Niyazi Türkelli for their invaluable contribution to my knowledge and skills throughout my enrollment in the PhD program.

I would like to thank Ahmet C. Yalçıner, Nobuo Shuto, Fumihiko Imamura, Efim Pelinovsky and Andrey Kurkin for their valuable efforts and support for developments of the numerical simulation code of TUNAMI-N2.

I would like to thank all tsunami scientist I have had the privilege to interact with during my study in one way or another, namely Prof. Yıldız Altınok, Prof. Jörn Behrens, Dr. E. Geist, Prof. Francis X. Giraldo, Prof. F. Imamura, Prof. Utku Kanoğlu, Prof. Randall J. LeVeque, Prof. Emile A. Okal, Dr. G. A. Papadopoulos, Dr. Amos Salamon, Prof. K. Satake, Prof. Costas Synolakis, Prof. Stefano Tinti, and Dr. Vasily Titov. They directly or indirectly contributed a lot to my knowledge in tsunami science.

I would like to thank Dr. Wayne Richardson, Dr. Robert Pearce and Dr. Ivan Kitov whom I had the privilege to work with at the Comprehensive Nuclear Test Ban Treaty Organization during 2001-2008. Through my interaction with them, I learnt much about the logic of scientific questioning and reasoning.

Last but not least, I would like thank Nilay Başarır, Yasemin Korkusuz, Esra Tekcan Şahin, and Nick LiBassi for their support during my thesis work; Mustafa Çomoğlu from KOERI for his assisstance in IT related issues related to the tsunami scenario database, to Dr. Mehmet Yılmazer for his support in the creation of TTT maps, Dr. Onur Tan for his concise GMT lecture notes and Andrea Gerhardinger for the introductory ArcGIS training he has provided.

ABSTRACT

TSUNAMI HAZARD IN TURKEY AND SURROUNDINGS

This study is an attempt to provide an overall assessment of the earthquake origin tsunami hazard in Turkey and its surroundings (Eastern Mediterranean, Aegean and Black Seas). To achieve this, I have first investigated the earthquake focal mechanism parameter variations effect into tsunami generation with special focus on Eastern Mediterranean. My analysis shows that, given the difficulty in accurately determining all focal mechanism parameters, tsunami hazard studies should look at a range of parameters, taking into consideration the maximum generated tsunami. If this broad study scope is not possible due to computational limitations, at least sensitivity studies, should be conducted, and parameters should be selected that would lead to maximum tsunami generation. An option would be to consider only strike and rake variations in the scenario databases as the key criteria in determining the worst-case scenario for a given forecast point, and if applicable, various earthquake depth ranges should be considered.

Following this work, I have compiled all available information concerning earthquake source parameters and their regional characterization and attempted to define characteristic static earthquake source parameters for all tsunamigenic earthquakes in the region. I have identified a set of tsunami scenario input parameters in a 0.5° x 0.5° uniformly gridded area in the Eastern Mediterranean (both for shallow and intermediate depth earthquakes), Aegean and Black Seas (only shallow earthquakes) and calculated tsunami scenarios using SWAN-JRC (Annunziato, 2007) with 2-arcmin resolution bathymetry data for the range of 6.5 – Mw_{max} with a Mw increment of 0.1 at each grid in order to realize a comprehensive earthquake origin tsunami hazard analysis in the region based on the definition of the characteristic earthquake source parameters from a compiled set of sources such as existing moment tensor catalogs and various reference studies, together with the Mw_{max} assigned in the literature, where possible. Results from 2415 scenarios show that in Eastern Mediterranean and its connected seas (Aegean and Black Sea), shallow earthquakes with already Mw ≥ 6.5 may result in 0.5m coastal wave height, whereas same level of wave height could be expected only with Mw ≥ 7.0 for intermediate

depth earthquakes. The distribution of maximum wave heights calculated indicate that tsunami wave heights up to 1m could be expected in northern Aegean, whereas in Black Sea, Cyprus, Levantine coasts, northern Libya, eastern Sicily, southern Italy, and western Greece, up to 3m wave height could be possible. Crete, southern Aegean, and the area between northeast Libya and Alexandria (Egypt) is prone to high level of tsunami hazard with H_w > 3m wave heights calculated. Considering that calculations are performed at a minimum bathymetry depth of 20 m, these wave heights may amplify by a factor of 2 at the coastline according to Green's Law. On the other hand, it should be emphasized that while the Green's Law provide an empirical approximation, the non-linear dynamics of the tsunami at the coastal zones may lead to deviations in actual wave heights. As an overall conclusion, my analysis indicate that in Black Sea, locations in the southern coasts of Crimea, northwestern coast of Turkey, Bulgarian coast and southeastern coasts of Romania are prone to considerable (1m < H_w < 3m) level of tsunami hazard, whereas the eastern Black Sea coasts could be considered as low (H_w < 1m) tsunami hazard zones. Concerning Eastern-Central Mediterranean and Aegean Seas, my study indicate that locations in, around and orthogonal to the Hellenic Arc are prone to high (H_w > 3m) level of tsunami hazard, whereas the tsunami hazard should be identified as considerable (1m < H_w < 3m) for the rest of the Eastern Mediterranean, Southern Aegean, Tripoli (Libya), eastern Sicily, Calabria, western coasts Greece, Antalya Peninsula and Bay western and southern Cyprus and southern Levantine coast. Tsunami hazard can be classified as relatively low for the northern Aegean, Tunisia, western Sardinia, southwest coasts of Italy, and western and northern coasts of Sicily. The results of the modeling are in accordance with the historical tsunami events in the study area. It should be emphasized that these conclusions are valid only for the earthquake sources considered in this study excluding any possibility of a triggered submarine landslide.

In addition to the work describe above, I have also exploited several reliable tsunami catalogs (Ambraseys, 1962 and 2009; Soloviev, 2000; Fokaefs and Papadopoulos, 2007; Altinok *et al.*, 2011, Papadopoulos *et al.*, 2012) by performing a cross-comparison of the events in order to create a harmonized database for the study area. The reliability of the tsunami occurrence has been defined as Unlikely (U), Questionable (Q), Probable (P) and Definite (D), where improbable events were removed. There are 145 events in the harmonized database, where 41 events are defined as definite, 30 events as possible, 58

events as questionable and 16 events as unlikely. 44 events include contradicting information from selected source databases.

ÖZET

TÜRKİYE VE ÇEVRESİNDE TSUNAMİ TEHLİKESİ

Bu çalışmada, Türkiye ve çevresinde (Doğu Akdeniz, Ege Denizi ve Karadeniz) deprem kaynaklı tsunami tehlikesinin kapsamlı bir değerlendirmesinin yapılması amaçlanmıştır. Çalışmanın ilk bölümünde, deprem kaynak parametrelerinin tayinindeki belirsizliklerin, tsunami tehlike analizlerine olan olası etkilerinin incelenmesi hedeflenmiş, bu bağlamda yapılan modelleme çalışmaları sonucunda, deprem kaynak parametrelerinin kesin olarak belirlenmesindeki zorluklar dikkate alınarak, tsunami tehlike analizlerinin bu parametrelerdeki değişimleri mümkün olduğu kadar dikkate alınarak yapılması önerilmiştir. Bunun yapılamadığı durumlarda ise, en azından tehlike analizi yapılacak bölge için yapılan çalışma tarzında hassasiyet analizleri yapılmasının önemi vurgulanmış, özellikle doğrultu ve sapma açılarındaki değişimlerin dikkate alınması ve eğer uygulanabilir ise farklı derinliklerdeki depremler için modelleme çalışmaları yapılması önerilmiştir.

Çalışmanın ikinci bölümünde, çalışma alanına ait deprem kaynak parametreleri ile ilgili mümkün olduğu kadar kaynaktan yararlanarak depremlerin bölgesel olarak karakterize edilmesi sağlanmış ve ilgili deprem kaynak parametreleri tayin edilmiştir. Bu bağlamda kapsamlı bir tsunami tehlike analizi yapılabilmesi amacı ile çalışma alanında sığ (0-40 km; tüm çalışma alanı için) ve orta derinlikte (40-100km; sadece Güney Ege ve Doğu Akdeniz için) depremler için 0.5° x 0.5° büyüklüğünde düzenli olarak tanımlanmış alancıklarda 6.5 ve literatür taraması sonucu elde edilen Mw_{max} manyitüd aralığında fay parametreleri atanmış ve SWAN-JRC tsunami modelleme yazılımı kullanılarak her bir alancıkta 0.1 Mw arttırımla tsunami senaryoları üretilmiştir. Üretilen 2415 senaryonun değerlendirilmesi sonucunda; Ege ve Doğu Akdeniz'de $Mw \geq 6.5$ büyüklüğünde sığ depremlerin kıyılarda 0.5m dalga yüksekliğinde tsunamiye neden olabileceği, derin depremlerde ise aynı tsunami seviyeleri için $Mw \geq 7.0$ büyüklüğünde depremlerin meydana gelmesi gerektiği görülmüştür. En büyük dalga yüksekliklerinin incelenmesi sonucunda; Kuzey Ege'de 1 m'ye varan tsunamilerin görülebileceği, Karadeniz, Kıbrıs, Levanten kıyıları, Tarblusgarp, Doğu Sicilya, Güney İtalya ve Batı Yunanistan'da 3 m'ye

varan dalgaların oluşabileceği değerlendirmesi yapılmıştır. Girit, Güney Ege, Kuzey-Doğu Libya ve İskenderiye (Mısır) arasında kalan bölgede ise, tsunami dalga yüksekliklerinin H_w > 3 m olabileceği görülmüştür. Hesaplamaların en sığ 20 m derinlikte gerçekleştiği dikkate alınacak olursa, Green yasası uyarınca yukarıda değinilen değerlerin iki katı değerlerin söz konusu olabileceği hususu önem taşımaktadır. Öte yandan, deneysel bir bağıntı olan Green yasasının, tsunami dalgasının kıyı bölgelerindeki doğrusal olmayan davranışları temsil etmekte yetersiz kalabileceği de unutulmamalıdır. Genel bir değerlendirme olarak Karadeniz'de Kırım yarımadasının güneyi, Bulgaristan kıyıları ve Romanya'nın güney kıyılarında dikkate değer (1m < H_w < 3 m) seviyede tsunami tehlikesinden sözedilebilirken, Karadeniz'in diğer bölgelerinde tsunami tehlikesinin düşük (H_w < 1 m) olduğu vurgulanabilir. Orta-Doğu Akdeniz ve Ege Denizi'nde ise Helen yayı, çevresi ve ona dik olan Güney Akdeniz-Kuzey Afrika sahillerinde tsunami tehlikesinin yüksek (H_w > 3 m) olduğu, Güney Ege, Trablusgarp, Doğu Sicilya ve Güney İtalya, Batı Yunanistan, Kıbrıs'ın batı ve güney kıyıları, Türkiye'de Kaş yarımadası ve Antalya körfezi ile Lübnan-İskenderiye (Mısır) arasındaki bölgede dikkate değer (1m < H_w < 3 m) seviyede tsunami tehlikesinden söz edilebileceği düşünülmektedir. Kuzey Ege, Tunus, İtalya'nın güney-batı kıyıları, batı ve kuzey Sicilya ile Mersin ile Lübnan arasında İskenderun körfezini de içine alan bölge ve Kuzey Kıbrıs sahillerinde tsunami tehlikesinin düşük (H_w < 1 m) olduğu değerlendirmesi yapılmıştır. Tüm bu değerlendirmeler, çalışmada dikkate alınan deprem kaynakları ile ilişkili olup, deprem tarafından tetiklenmesi olası denizaltı heyelanlarının oluşturabileceği tsunamiler bu çalışmada dikkate alınmamıştır.

Yukarıda değinilen çalışmalara ek olarak, güvenilir olduğu kabul edilen bazı tarihsel tsunami katalogları (Ambraseys, 1962 ve 2009; Soloviev, 2000; Fokaefs ve Papadopoulos, 2007; Altinok vd., 2011, Papadopoulos vd., 2012) çapraz olarak ayrıca sorgulanmış ve kataloglar arasındaki bazı tutarsızlıklara dikkat çekilerek yeni ve güncel bir değerlendirme yapılmıştır. Tarihsel tsunamilerin güvenilirliği beklenmedik (U), tartışmaya açık (Q), olası (P) ve kesin (D) olarak tanımlanmış, olasılık dahilinde olmadığı düşünülen tsunamilere üretilen katalogda yer verilmemiştir. Nihai katalogda, 145 tsunami olayı yer almakta olup, bunlardan 41'i kesin, 30'u olası, 58'i tartışmaya açık, ve 16'sı beklenmedik olarak tanımlanmıştır. Kataloga dahil edilen 44 tsunami olayında, referans kataloglar arasındaki uyumsuzluklar tanımlanmıştır.

TABLE OF CONTENTS

FOREWORD……..…… iv

ACKNOWLEDGEMENTS……..….. vi

ABSTRACT……..…..... viii

ÖZET……..… xi

LIST OF FIGURES……..... xvi

LIST OF TABLES……..... xl

LIST OF SYMBOLS……..… xli

LIST OF ACRONYMS/ABBREVIATIONS……..….. xlii

1. INTRODUCTION…….……..…... 1

1.1. Seismotectonic Setting of the Study Area……..... 4

1.1.1. Black Sea……..… 5

1.1.2. Eastern Mediterranean and Aegean Sea……...… 6

1.2. An Overview of Previous Tsunami Hazard Studies in the Study Area…..... 20

1.2.1. Black Sea……..… 20

1.2.2. Eastern Mediterranean and Aegean Sea…….…….…… 21

2. REVIEW OF TECTONIC ORIGIN HISTORICAL TSUNAMIS IN THE EASTERN MEDITERRANEAN, AEGEAN AND BLACK SEAS……..… 28

2.1. Introduction. ……. 28

2.2. Selected Contradictory Cases From The Historical Catalogs Reviewed….. 29

3. TSUNAMI MODELING…….……...…….. 42

3.1. The Main Parameters and Secondary Effects of a Seismotectonic Source of a Tsunami……... 42

3.2. Numerical Tsunami Models Used In This Thesis……..... 50

3.2.1. Shallow Water Theory……..… 50

3.2.2. Shallow Water Equations……...….. 53

3.2.3. NAMI DANCE…….… 56

3.2.4. SWAN-JRC……...…….…….…. 62

4. EARTHQUAKE SOURCE PARAMETER UNCERTAINTIES IN TSUNAMI GENERATION AND PROPAGATION…….……...……..….. 71

4.1. Uncertainties In Earthquake Source Parameters…….…... 71

4.2. Earthquake Source Parameter Sensitivity In Tsunami Generation and Propagation……..... 80

4.3. Tsunami Modeling……...……... 82

4.3.1. Effect Of Strike (Φ) Variation In Tsunami Generation……..... 84

4.3.2. Effect Of Dip (δ) Variation In Tsunami Generation…….…… 84

4.3.3. Effect Of Rake (λ) Variation In Tsunami Generation……..… 89

4.3.4. Effect Of Depth (h) Variation In Tsunami Generation……..... 89

5. EARTHQUAKE ORIGIN DETERMINISTIC TSUNAMI HAZARD ANALYSIS FOR EASTERN MEDITERRANEAN AND ITS CONNECTED SEAS…….. 91

5.1. Parameterization of Tsunamigenic Earthquake sources……..... 91

5.2. Tsunami Modeling and Computational Infrastructure…….……..... 99

5.3. Case Studies…….……...…….…….…….…..... 99

5.3.1. 365 A.D. Event….…….…….…….……..…... 99

5.3.2. 1303 A.D. Event…….…….……..…... 103

5.4 Evaluation of the Tsunami Scenario Database…….…….……...….. 106

6. CONCLUSIONS…….…….…….……...…….. 123

APPENDIX A: TECTONIC ORIGIN HISTORICAL TSUNAMI CATALOGUE.. 133

APPENDIX B: COMPILED MOMENT TENSOR DATABASE FOR EACH 172

ANALYSIS BIN IN 0-40 KM DEPTH.……..……..……..……...

APPENDIX C: COMPILED MOMENT TENSOR DATABASE FOR EACH ANALYSIS BIN IN 40-100 KM DEPTH…….……..……..……. 285

APPENDIX D: STRIKE/DIP/RAKE DISTRIBUTIONS FOR EACH ANALYSIS BIN IN 0-40 KM DEPTH…….……..……..……..... 293

APPENDIX E: STRIKE/DIP/RAKE DISTRIBUTIONS FOR EACH ANALYSIS BIN IN 40-100 KM DEPTH…….……..……..……..... 371

APPENDIX F: EARTHQUAKE SOURCE PARAMETERS ASSIGNED AT EACH ANALYSIS BIN IN 0-40 KM DEPTH…….……..……...….. 395

APPENDIX G: EARTHQUAKE SOURCE PARAMETERS ASSIGNED AT EACH ANALYSIS BIN IN 40-100 KM DEPTH…….……..…..... 403

APPENDIX H: EARTHQUAKE SOURCE PARAMETERS FOR EACH SCENARIO AT EACH ANALYSIS BIN IN 0-40 KM DEPTH.……..….... 407

APPENDIX I: EARTHQUAKE SOURCE PARAMETERS FOR EACH SCENARIO AT EACH ANALYSIS BIN IN 40-100 KM DEPTH…….…….. 434

REFERENCES…….……..……..……..……..……..……..…….. 448

LIST OF FIGURES

Figure 1.1. General tectonic map of the study area (USGS, 2000; modified from Barka (1992) and Rockwell, 2001))…… 7

Figure 1.2. Sum of moment tensors in Aegean Region on a regular grid with mesh of half a degree, for earthquakes with depth < 50 km (Vannucci *et al.*, 2004).…… 10

Figure 1.3. Structure of modeled oceanic (African) and continental (Aegean) Moho proposed in Snopek *et al.* (2007) …….. 11

Figure 1.4. 3D visualization of the subducting Nubian slab model (Ganas and Parsons, 2009)…….. 12

Figure 1.5. Figure 1.5: Lower hemisphere projection of all fault plane solutions analyzed and polygons showing the surface boundaries of the subvolumes identified based on types of faulting and spatial clustering of faulting mechanisms (Bohnhoff *et al.*, 2005)…… 15

Figure 1.6. Schematic representation of Western Crete and Eastern Crete showing the main tectonic units and segmentation of the Hellenic Arc (Meier *et al.*, 2007).…… 16

Figure 1.7. Lithospheric boundaries and plate motions in Cyprus and surrounding area (Papazachos and Papaioannou, 1999)……. 17

Figure 1.8. Types of faulting in the Aegean region as indicated in Sboras *et al.* (2011).…… 18

Figure 1.9. Map of the maximum earthquake tectonic magnitude $M_{max(tectonic)}$ and ratio of seismic to tectonic moment release rate (η) or the different tectonic zones in the Aegean area given in Koravos *et al.* (2009).…….. 19

Figure 1.10. Fault plane solutions assigned to seismogenic source zones in the Greece-Aegean Sea-Western Turkey (left) and smoothed magnitude distribution after the application of discretization to

	the seismicity data (M≥5.0 and depth ≤50 km) of the Greece catalogue given in Papazachos (2002) (Moratto *et al.*,2007)…..	19
Figure 1.11.	Map of the seismogenic sources in the Northern Aegean region provided in Caputo *et al.* (2012) …….	20
Figure 1.12.	Initial conditions (coinciding with the vertical coseismic displacement of the seafloor) for two hypothetical earthquakes sources in the western and the eastern Hellenic Arc considered by Tinti *et al.* (2005)……...…	22
Figure 1.13.	Extreme water elevation fields computed for the western Hellenic Arc Scenario by Tinti *et al.* (2005)……...	22
Figure 1.14.	Sketch map of the known tsunamigenic zones in the Eastern Mediterranean Sea region provided by Yolsal *et al.* (2007)…...	23
Figure 1.15.	Western Hellenic Arc Source Zone (left) and corresponding map of the maximum wave height (right) for the tsunami generated by the selected typical fault (Lorito *et al.*, 2008)…….	24
Figure 1.16.	Distribution of the maximum tsunami wave heights of 1956 Amorgos event as simulated by Okal *et al.* (2009)…….	25
Figure 1.17.	Zonation used for tsunami hazard assessment in Sørensen *et al.* (2012)….	26
Figure 1.18.	Tsunamigenic zones defined by Papadopoulos *et al.* (2014) from documentary sources and their relative tsunami potential classification……....	28
Figure 2.1.	Tectonic origin tsunami events and their occurrence years in Black Sea included in the compiled database in this study……..	30
Figure 2.2.	Locations in Black Sea with reference to the tectonic origin tsunami events occurred in the past……	32
Figure 2.3.	Tectonic origin tsunami events and their occurrence years in Aegean Sea included in the compiled database in this study…..	34

Figure 2.4.	Locations in Aegean Sea with reference to the tectonic origin tsunami events occurred in the past.……..……....	36
Figure 2.5.	Tectonic origin tsunami events and their occurrence years in Eastern Mediterranean included in the compiled database in this study.....	37
Figure 2.6.	Locations in Eastern Mediterranean with reference to the tectonic origin tsunami events occurred in the past…….	39
Figure 3.1.	Coordinate system and important parameters for hydrodynamic computations of tsunamis as shown in Satake (2002).……	43
Figure 3.2.	Definition of tsunami height on land as shown in Satake (2007)…….	43
Figure 3.3.	Mw – Tsunami Intensity relation (left) according to Soloviev–Imamura scale (Levin and Nosov; 2009).……	44
Figure 3.4.	The area of the fault at the source of the earthquake (solidline) versus the seismic moment adapted from Kanamori and Brodsky (2004) (Levin and Nosov; 2009).……	47
Figure 3.5.	Timescales of a tsunami source as functions of the earthquake magnitude (Levin and Nosov, 2009).…….	48
Figure 3.6.	The schematic view of staggered leag-frog scheme in time and space domain (Ozer, 2012).…….	58
Figure 3.7.	Description of the calculation cells in SWAN (Mader, 2004).…	67
Figure 4.1.	(a) Characterization of the fault orientation by its strike (Φ; the azimuth of the fault's projection onto the surface measured from North), dip (δ; angle between the Earth's surface and the fault plane), and rake (λ; the direction of the slip vector measured in the fault plane). Hypocenter of the earthquake is shown with a red star. Block diagrams and corresponding focal mechanisms for (b) left-lateral strike slip fault, (c) normal fault and (d) thrust fault modified from Stein and Wysession, 2003	72

and Eakins, 1987…….

Figure 4.2. Fault types in the Eastern Mediterranean, Aegean and Black Seas according to Zoback (1992) derived from ISC moment tensor catalogue…….. 73

Figure 4.3. Fault types in the Eastern Mediterranean, Aegean and Black Seas according to Zoback (1992) derived from EMMA-Vannucci and Gasperini, 2004 moment tensor catalogue…….. 75

Figure 4.4. Fault types in the Eastern Mediterranean, Aegean and Black Seas according to Zoback (1992) derived from Kalafat *et al.*, 2009 moment tensor catalogue…… 76

Figure 4.5. Focal mechanism parameters for 14 selected cases composed of various combinations of strike (Φ; 45°,60°,75°), dip (δ;15°,45°,30°,60°) rake (λ;30°,50°,70°,90°,110°,130°,150°) and depth (30km, 50km, 70km) values and corresponding beach-ball displays……. 81

Figure 4.6. Gauge points (GP) in the Eastern Mediterranean used in this study and the epicenter of the 1303 Crete earthquake assumed for this study…….. 83

Figure 4.7. Initial tsunami sources for all the cases considered in this study showing the effect of the focal parameter variation…… 85

Figure 4.8. Maximum wave height distributions and arrival times of all the cases considered in this study showing the effect of the focal parameter variation……. 86

Figure 4.9. Simulated tsunami recordings at selected Gauge Points (GP) shown in Figure 4.6 in red showing the effect of the changes in the strike and dip…… 87

Figure 4.10. Simulated tsunami recordings at selected Gauge Points (GP) shown in Figure 4.6 in red showing the effect of the changes in the rake and depth……...…… 88

Figure 5.1. The consolidated seismicity maps from ISC, EMMA

(Vannucci, G. and Gasperini, P., 2004) and Kalafat *et al.* (2009) catalogs with no magnitude restriction……. 94

Figure 5.2. The consolidated seismicity maps from ISC, EMMA (Vannucci, G. and Gasperini, P., 2004) and Kalafat *et al.* (2009) catalogs with M > 4……. 94

Figure 5.3. Fault types in the Eastern Mediterranean, Aegean and Black Seas according to Zoback (1992) derived from ISC, EMMA and Kalafat *et al.* (2009) moment tensor catalogs for the depth range of 0-40 km…….. 95

Figure 5.4. Figure 5.4: Fault types in the Eastern Mediterranean, Aegean and Black Seas according to Zoback (1992) derived from ISC, EMMA and Kalafat *et al.* (2009) moment tensor catalogs for the depth range of 40-100 km……. 96

Figure 5.5. Locations of 0.5° x 0.5° bins at 0-40 km (red squares) and 40-100 km depth (green squares) layers to be used in the source characterization and corresponding tsunami scenario creation.... 97

Figure 5.6. Example for the evaluation of the strike, dip and rake values for a given bin……... 97

Figure 5.7. Representation of characteristic earthquake focal mechanism parameters for 0-40 km depth layer provided. Beach-ball sizes are proportional to the Mw_{max} assigned to each bin…… 98

Figure 5.8. Representation of characteristic earthquake focal mechanism parameters for 40-100 km depth layer. Beach-ball sizes are proportional to the Mw_{max} assigned to each bin……..... 98

Figure 5.9. Tsunami initiation and propagation maps for the 365 AD event for a) initial wave b) 10 min c) 20 min d) 30 min e) 60 min f) 90 min g) 120 min and h) 180 min calculated with SWAN-JRC (Annunziato, 2007) with 2 arcmin resolution bathymetry data…….. 101

Figure 5.10. Tsunami travel time maps for the 365 AD event obtained with

NOAA-TTT…… 102

Figure 5.11. Maximum wave height distribution for the 365 AD event… 102

Figure 5.12. Maximum impact map for the 365 AD event. Source parameters are provided in Figure 5.9……. 103

Figure 5.13. Tsunami initiation and propagation maps for the 1303 AD event for a) initial wave b) 10 min c) 20 min d) 30 min e) 60 min f) 90 min g) 120 min and h) 180 min calculated with SWAN-JRC (Annunziato, 2007) with 2 arcmin resolution bathymetry data……. 104

Figure 5.14. Tsunami travel time maps for the 1303 AD event obtained with NOAA-TTT……. 105

Figure 5.15. Maximum wave height distribution for the 1303 AD event. Source parameters are provided in Figure 5.13……... 106

Figure 5.16. Maximum impact map for the 1303 AD event…… 106

Figure 5.17. Bathymetry depths of the calculation points in Black Sea used in the scenario calculations…….. 108

Figure 5.18. Bathymetry depths of the calculation points in Eastern Mediterranean used in the scenario calculations for shallow earthquakes sources (top) and deep earthquakes (bottom)…….. 109

Figure 5.19. The distribution of the bathymetry depths of the calculations for all depths (left) and for the depth range of 20-100m (right)... 109

Figure 5.20. The distribution of the calculated wave heights with respect to the bathymetry depth of the calculation point for all bathymetry ranges (top) and for calculations performed only within the 20-100m bathymetry range (bottom)……. 110

Figure 5.21. The distribution of the calculated wave heights with respect to the distance between the calculation point and associated earthquake epicenter for all bathymetry ranges (top) and for calculations performed only within the 20-100m bathymetry 110

range (bottom)…….

Figure 5.22. Statistical representation of the calculated wave height distribution of the calculations for all depths (left) and for the depth range of 20-100m (right), which shows that the vast majority of the calculated waves are within 0-1m range……. 111

Figure 5.23. The distribution of the calculated wave heights with respect to Mw for all bathymetry ranges (left) and for calculations performed only within the 20-100m bathymetry range (right)……... 111

Figure 5.24. Maximum wave heights calculated in Black Sea for the shallow earthquakes defined in Figure 5.7…… 113

Figure 5.25. Maximum wave heights calculated in the Central and Eastern Mediterranean for the shallow earthquakes defined in Figure 5.7……. 114

Figure 5.26. Maximum wave heights calculated in the Central and Eastern Mediterranean for the deep earthquakes defined in Figure 5.8……. 115

Figure 5.27. Maximum wave height calculated in Black Sea for the shallow earthquakes defined in Figure 5.7 and associated earthquake magnitudes……...…. 116

Figure 5.28. Maximum wave heights calculated in the Central and Eastern Mediterranean for the shallow earthquakes defined in Figure 5.7 and associated earthquake magnitudes…….. 117

Figure 5.29. Maximum wave heights calculated in the Central and Eastern Mediterranean for the deep earthquakes defined in Figure 5.8 and associated earthquake magnitudes…….... 119

Figure 5.30. Minimum value of earthquake magnitudes leading to 50cm coastal wave height at the Black Sea costs for the shallow earthquakes defined in Figure 5.7 and associated earthquake magnitudes…….. 120

Figure 5.31. Minimum value of earthquake magnitudes leading to 50cm coastal wave height at the Eastern Mediterranean and Aegean costs for the shallow earthquakes defined in Figure 5.7 and associated earthquake magnitudes……..…. 121

Figure 5.32. Minimum value of earthquake magnitudes leading to 50cm coastal wave height at the Eastern Mediterranean and Aegean costs for the deep earthquakes defined in Figure 5.8 and associated earthquake magnitudes……...…..... 122

Figure 6.1. Simplified tsunami hazard map for Black Sea derived in this study……. 131

Figure 6.2. Simplified tsunami hazard map for Central-Eastern Mediterranean and Aegean Sea derived in this study…….. 132

Figure D1. Strike/Dip/Rake variations in bin 4575307540…… 291

Figure D2. Strike/Dip/Rake variations in bin 4475287540……... 291

Figure D3. Strike/Dip/Rake variations in bin 447535240……..……... 291

Figure D4. Strike/Dip/Rake variations in bin 4475372540……... 291

Figure D5. Strike/Dip/Rake variations in bin 4475377540 ……...….... 292

Figure D6. Strike/Dip/Rake variations in bin 4425332540……... 292

Figure D7. Strike/Dip/Rake variations in bin 4425342540……... 292

Figure D8. Strike/Dip/Rake variations in bin 4425372540……... 292

Figure D9. Strike/Dip/Rake variations in bin 4425382540……... 293

Figure D10. Strike/Dip/Rake variations in bin 4375382540……... 293

Figure D11. Strike/Dip/Rake variations in bin 4325277540……... 293

Figure D12. Strike/Dip/Rake variations in bin 4325282540……... 293

Figure D13. Strike/Dip/Rake variations in bin 4325287540……... 294

Figure D14. Strike/Dip/Rake variations in bin 4325292540……... 294

Figure D15. Strike/Dip/Rake variations in bin 4325357540……... 294

Figure D16. Strike/Dip/Rake variations in bin 4275277540…….. 294
Figure D17. Strike/Dip/Rake variations in bin 4275282540…….. 295
Figure D18. Strike/Dip/Rake variations in bin 4275287540…….. 295
Figure D19. Strike/Dip/Rake variations in bin 4275327540…….. 295
Figure D20. Strike/Dip/Rake variations in bin 4275357540…….. 295
Figure D21. Strike/Dip/Rake variations in bin 4225282540…….. 296
Figure D22. Strike/Dip/Rake variations in bin 4225317540…….. 296
Figure D23. Strike/Dip/Rake variations in bin 4225322540…….. 296
Figure D24. Strike/Dip/Rake variations in bin 4225327540…….. 296
Figure D25. Strike/Dip/Rake variations in bin 4225322540…….. 297
Figure D26. Strike/Dip/Rake variations in bin 4225337540…….. 297
Figure D27. Strike/Dip/Rake variations in bin 4225342540…….. 297
Figure D28. Strike/Dip/Rake variations in bin 4225347540…….. 297
Figure D29. Strike/Dip/Rake variations in bin 4225352540…….. 298
Figure D30. Strike/Dip/Rake variations in bin 4225357540…….. 298
Figure D31. Strike/Dip/Rake variations in bin 4225362540…….. 298
Figure D32. Strike/Dip/Rake variations in bin 4175282540…….. 298
Figure D33. Strike/Dip/Rake variations in bin 4175287540…….. 299
Figure D34. Strike/Dip/Rake variations in bin 4175307540…….. 299
Figure D35. Strike/Dip/Rake variations in bin 4175312540…….. 299
Figure D36. Strike/Dip/Rake variations in bin 4175317540…….. 299
Figure D37. Strike/Dip/Rake variations in bin 4175322540…….. 300
Figure D38. Strike/Dip/Rake variations in bin 4175357540…….. 300
Figure D39. Strike/Dip/Rake variations in bin 4175362540…….. 300
Figure D40. Strike/Dip/Rake variations in bin 4175412540…….. 300

Figure D41. Strike/Dip/Rake variations in bin 4175417540…….. 301
Figure D42. Strike/Dip/Rake variations in bin 4125287540…….. 301
Figure D43. Strike/Dip/Rake variations in bin 4125292540…….. 301
Figure D44. Strike/Dip/Rake variations in bin 4125297540…….. 301
Figure D45. Strike/Dip/Rake variations in bin 4125302540…….. 302
Figure D46. Strike/Dip/Rake variations in bin 4125307540…….. 302
Figure D47. Strike/Dip/Rake variations in bin 4125312540…….. 302
Figure D48. Strike/Dip/Rake variations in bin 4125317540…….. 302
Figure D49. Strike/Dip/Rake variations in bin 4125362540…….. 303
Figure D50. Strike/Dip/Rake variations in bin 4125372540…….. 303
Figure D51. Strike/Dip/Rake variations in bin 4125377540…….. 303
Figure D52. Strike/Dip/Rake variations in bin 4125382540…….. 303
Figure D53. Strike/Dip/Rake variations in bin 4125387540…….. 304
Figure D54. Strike/Dip/Rake variations in bin 4125392540…….. 304
Figure D55. Strike/Dip/Rake variations in bin 4125397540…….. 304
Figure D56. Strike/Dip/Rake variations in bin 4125402540…….. 304
Figure D57. Strike/Dip/Rake variations in bin 4125407540…….. 305
Figure D58. Strike/Dip/Rake variations in bin 4125412540…….. 305
Figure D59. Strike/Dip/Rake variations in bin 4075227540…….. 305
Figure D60. Strike/Dip/Rake variations in bin 4075237540…….. 305
Figure D61. Strike/Dip/Rake variations in bin 4075242540…….. 306
Figure D62. Strike/Dip/Rake variations in bin 4075247540…….. 306
Figure D63. Strike/Dip/Rake variations in bin 4075252540…….. 306
Figure D64. Strike/Dip/Rake variations in bin 4075257540…….. 306
Figure D65. Strike/Dip/Rake variations in bin 4075262540…….. 307

Figure D66. Strike/Dip/Rake variations in bin 4075267540…….. 307
Figure D67. Strike/Dip/Rake variations in bin 4025227540…….. 307
Figure D68. Strike/Dip/Rake variations in bin 4025232540…….. 307
Figure D69. Strike/Dip/Rake variations in bin 4025237540…….. 308
Figure D70. Strike/Dip/Rake variations in bin 4025242540…….. 308
Figure D71. Strike/Dip/Rake variations in bin 4025247540…….. 308
Figure D72. Strike/Dip/Rake variations in bin 4025252540…….. 308
Figure D73. Strike/Dip/Rake variations in bin 4025257540…….. 309
Figure D74. Strike/Dip/Rake variations in bin 4025262540…….. 309
Figure D75. Strike/Dip/Rake variations in bin 3975227540…….. 309
Figure D76. Strike/Dip/Rake variations in bin 3975232540…….. 309
Figure D77. Strike/Dip/Rake variations in bin 3975237540…….. 310
Figure D78. Strike/Dip/Rake variations in bin 3975242540…….. 310
Figure D79. Strike/Dip/Rake variations in bin 3975247540…….. 310
Figure D80. Strike/Dip/Rake variations in bin 3975252540…….. 310
Figure D81. Strike/Dip/Rake variations in bin 3975257540…….. 311
Figure D82. Strike/Dip/Rake variations in bin 3975262540…….. 311
Figure D83. Strike/Dip/Rake variations in bin 3925227540…….. 311
Figure D84. Strike/Dip/Rake variations in bin 3925232540…….. 311
Figure D85. Strike/Dip/Rake variations in bin 3925232540…….. 312
Figure D86. Strike/Dip/Rake variations in bin 3925242540…….. 312
Figure D87. Strike/Dip/Rake variations in bin 3925247540…….. 312
Figure D88. Strike/Dip/Rake variations in bin 3925252540…….. 312
Figure D89. Strike/Dip/Rake variations in bin 3925257540…….. 313
Figure D90. Strike/Dip/Rake variations in bin 3925262540…….. 313

Figure D91. Strike/Dip/Rake variations in bin 3925267540…….. 313
Figure D92. Strike/Dip/Rake variations in bin 3875227540…….. 313
Figure D93. Strike/Dip/Rake variations in bin 3875232540…….. 314
Figure D94. Strike/Dip/Rake variations in bin 3875237540…….. 314
Figure D95. Strike/Dip/Rake variations in bin 3875242540…….. 314
Figure D96. Strike/Dip/Rake variations in bin 3875247540…….. 314
Figure D97. Strike/Dip/Rake variations in bin 3875252540…….. 315
Figure D98. Strike/Dip/Rake variations in bin 3875257540…….. 315
Figure D99. Strike/Dip/Rake variations in bin 3875262540…….. 315
Figure D100. Strike/Dip/Rake variations in bin 3875262540…….. 315
Figure D101. Strike/Dip/Rake variations in bin 3875272540…….. 316
Figure D102. Strike/Dip/Rake variations in bin 3825232540…….. 316
Figure D103. Strike/Dip/Rake variations in bin 3825232540…….. 316
Figure D104. Strike/Dip/Rake variations in bin 3825242540…….. 316
Figure D105. Strike/Dip/Rake variations in bin 3825247540…….. 317
Figure D106. Strike/Dip/Rake variations in bin 3825252540…….. 317
Figure D107. Strike/Dip/Rake variations in bin 3825257540…….. 317
Figure D108. Strike/Dip/Rake variations in bin 3825262540…….. 317
Figure D109. Strike/Dip/Rake variations in bin 3825267540…….. 318
Figure D110. Strike/Dip/Rake variations in bin 3825272540…….. 318
Figure D111. Strike/Dip/Rake variations in bin 3775232540…….. 318
Figure D112. Strike/Dip/Rake variations in bin 3775237540…….. 318
Figure D113. Strike/Dip/Rake variations in bin 3775242540…….. 319
Figure D114. Strike/Dip/Rake variations in bin 3775247540…….. 319
Figure D115. Strike/Dip/Rake variations in bin3775252540 …….. 319

Figure D116. Strike/Dip/Rake variations in bin 3775257540…….. 319
Figure D117. Strike/Dip/Rake variations in bin 3775262540…….. 320
Figure D118. Strike/Dip/Rake variations in bin 3775262540…….. 320
Figure D119. Strike/Dip/Rake variations in bin 3775272540…….. 320
Figure D120. Strike/Dip/Rake variations in bin 3725227540…….. 320
Figure D121. Strike/Dip/Rake variations in bin 3725232540…….. 321
Figure D122. Strike/Dip/Rake variations in bin 3725237540…….. 321
Figure D123. Strike/Dip/Rake variations in bin 3725242540…….. 321
Figure D124. Strike/Dip/Rake variations in bin 3725247540…….. 321
Figure D125. Strike/Dip/Rake variations in bin 3725252540…….. 322
Figure D126. Strike/Dip/Rake variations in bin 3725257540…….. 322
Figure D127. Strike/Dip/Rake variations in bin 3725262540…….. 322
Figure D128. Strike/Dip/Rake variations in bin 3725267540…….. 322
Figure D129. Strike/Dip/Rake variations in bin 3725272540…….. 323
Figure D130. Strike/Dip/Rake variations in bin 3725277540…….. 323
Figure D131. Strike/Dip/Rake variations in bin 3675222540…….. 323
Figure D132. Strike/Dip/Rake variations in bin 3675227540…….. 323
Figure D133. Strike/Dip/Rake variations in bin 3675232540…….. 324
Figure D134. Strike/Dip/Rake variations in bin 3675242540…….. 324
Figure D135. Strike/Dip/Rake variations in bin 3675242540…….. 324
Figure D136. Strike/Dip/Rake variations in bin 3675247540…….. 324
Figure D137. Strike/Dip/Rake variations in bin 3675252540…….. 325
Figure D138. Strike/Dip/Rake variations in bin 3675257540…….. 325
Figure D139. Strike/Dip/Rake variations in bin 3675262540…….. 325
Figure D140. Strike/Dip/Rake variations in bin 3675267540…….. 325

Figure D141. Strike/Dip/Rake variations in bin 3675272540…….. 326
Figure D142. Strike/Dip/Rake variations in bin 3675277540…….. 326
Figure D143. Strike/Dip/Rake variations in bin 3675282540…….. 326
Figure D144. Strike/Dip/Rake variations in bin 3675287540…….. 326
Figure D145. Strike/Dip/Rake variations in bin 3675292540…….. 327
Figure D147. Strike/Dip/Rake variations in bin 3675312540…….. 327
Figure D146. Strike/Dip/Rake variations in bin 3675307540…….. 327
Figure D148. Strike/Dip/Rake variations in bin 3675317540…….. 327
Figure D149. Strike/Dip/Rake variations in bin 3675342540…….. 328
Figure D150. Strike/Dip/Rake variations in bin 3675347540…….. 328
Figure D151. Strike/Dip/Rake variations in bin 3675352540…….. 328
Figure D152. Strike/Dip/Rake variations in bin 3675357540…….. 328
Figure D153. Strike/Dip/Rake variations in bin 3675362540…….. 329
Figure D154. Strike/Dip/Rake variations in bin 3625222540…….. 329
Figure D155. Strike/Dip/Rake variations in bin 3625227540…….. 329
Figure D156. Strike/Dip/Rake variations in bin 3625232540…….. 329
Figure D157. Strike/Dip/Rake variations in bin 3625237540…….. 330
Figure D158. Strike/Dip/Rake variations in bin 3625242540…….. 330
Figure D159. Strike/Dip/Rake variations in bin 3625247540…….. 330
Figure D160. Strike/Dip/Rake variations in bin 3625252540…….. 330
Figure D161. Strike/Dip/Rake variations in bin 3625257540…….. 331
Figure D162. Strike/Dip/Rake variations in bin 3625262540…….. 331
Figure D163. Strike/Dip/Rake variations in bin 3625267540…….. 331
Figure D164. Strike/Dip/Rake variations in bin 3625272540…….. 331
Figure D165. Strike/Dip/Rake variations in bin 3625277540…….. 332

Figure D166. Strike/Dip/Rake variations in bin 3625282540…….. 332
Figure D167. Strike/Dip/Rake variations in bin 3625287540…….. 332
Figure D168. Strike/Dip/Rake variations in bin 3625292540…….. 332
Figure D169. Strike/Dip/Rake variations in bin 3625292540…….. 333
Figure D170. Strike/Dip/Rake variations in bin 3625302540…….. 333
Figure D171. Strike/Dip/Rake variations in bin 3625307540…….. 333
Figure D172. Strike/Dip/Rake variations in bin 3625317540…….. 333
Figure D173. Strike/Dip/Rake variations in bin 3625322540…….. 334
Figure D174. Strike/Dip/Rake variations in bin 3625327540…….. 334
Figure D175. Strike/Dip/Rake variations in bin 3625347540…….. 334
Figure D176. Strike/Dip/Rake variations in bin 3625352540…….. 334
Figure D177. Strike/Dip/Rake variations in bin 3625357540…….. 335
Figure D178. Strike/Dip/Rake variations in bin 3575222540…….. 335
Figure D179. Strike/Dip/Rake variations in bin 3575227540…….. 335
Figure D180. Strike/Dip/Rake variations in bin 3575232540…….. 335
Figure D181. Strike/Dip/Rake variations in bin 3575237540…….. 336
Figure D182. Strike/Dip/Rake variations in bin 3575242540…….. 336
Figure D183. Strike/Dip/Rake variations in bin 3575247540…….. 336
Figure D184. Strike/Dip/Rake variations in bin 3575252540…….. 336
Figure D185. Strike/Dip/Rake variations in bin 3575252540…….. 337
Figure D186. Strike/Dip/Rake variations in bin 3575262540…….. 327
Figure D187. Strike/Dip/Rake variations in bin 3575267540…….. 337
Figure D188. Strike/Dip/Rake variations in bin 3575272540…….. 337
Figure D189. Strike/Dip/Rake variations in bin 3575277540…….. 338
Figure D190. Strike/Dip/Rake variations in bin 3575282540…….. 338

Figure D191. Strike/Dip/Rake variations in bin 3575287540…….. 338
Figure D192. Strike/Dip/Rake variations in bin 3575292540…….. 338
Figure D193. Strike/Dip/Rake variations in bin 3575297540…….. 339
Figure D194. Strike/Dip/Rake variations in bin 3575302540…….. 339
Figure D195. Strike/Dip/Rake variations in bin 3575307540…….. 339
Figure D196. Strike/Dip/Rake variations in bin 3575312540…….. 339
Figure D197. Strike/Dip/Rake variations in bin 3575317540…….. 340
Figure D198. Strike/Dip/Rake variations in bin 3575322540…….. 340
Figure D199. Strike/Dip/Rake variations in bin 3575327540…….. 340
Figure D200. Strike/Dip/Rake variations in bin 3575332540…….. 340
Figure D201. Strike/Dip/Rake variations in bin 3575342540…….. 341
Figure D202. Strike/Dip/Rake variations in bin 3575347540…….. 341
Figure D203. Strike/Dip/Rake variations in bin 3575352540…….. 341
Figure D204. Strike/Dip/Rake variations in bin 3575357540…….. 341
Figure D205. Strike/Dip/Rake variations in bin 3525222540…….. 342
Figure D206. Strike/Dip/Rake variations in bin 3525227540…….. 342
Figure D207. Strike/Dip/Rake variations in bin 3525232540…….. 342
Figure D208. Strike/Dip/Rake variations in bin 3525237540…….. 342
Figure D209. Strike/Dip/Rake variations in bin 3525242540…….. 343
Figure D210. Strike/Dip/Rake variations in bin 3525247540…….. 343
Figure D211. Strike/Dip/Rake variations in bin 3525252540…….. 343
Figure D212. Strike/Dip/Rake variations in bin 3525257540…….. 343
Figure D213. Strike/Dip/Rake variations in bin 3525262540…….. 344
Figure D214. Strike/Dip/Rake variations in bin 3525267540…….. 344
Figure D215. Strike/Dip/Rake variations in bin 3525272540…….. 344

Figure D216. Strike/Dip/Rake variations in bin 3525277540…….. 344
Figure D217. Strike/Dip/Rake variations in bin 3525282540…….. 345
Figure D218. Strike/Dip/Rake variations in bin 3525287540…….. 345
Figure D219. Strike/Dip/Rake variations in bin 3525292540…….. 345
Figure D220. Strike/Dip/Rake variations in bin 3525297540…….. 345
Figure D221. Strike/Dip/Rake variations in bin 3525307540…….. 346
Figure D222. Strike/Dip/Rake variations in bin 3525312540…….. 346
Figure D223. Strike/Dip/Rake variations in bin 3525317540…….. 346
Figure D224. Strike/Dip/Rake variations in bin 3525322540…….. 346
Figure D225. Strike/Dip/Rake variations in bin 3525327540…….. 347
Figure D226. Strike/Dip/Rake variations in bin 3525332540…….. 347
Figure D227. Strike/Dip/Rake variations in bin 3525337540…….. 347
Figure D228. Strike/Dip/Rake variations in bin 3525342540…….. 347
Figure D229. Strike/Dip/Rake variations in bin 3525347540…….. 348
Figure D230. Strike/Dip/Rake variations in bin 3525352540…….. 348
Figure D231. Strike/Dip/Rake variations in bin 3525357540…….. 348
Figure D232. Strike/Dip/Rake variations in bin 3475222540…….. 348
Figure D233. Strike/Dip/Rake variations in bin 3475227540…….. 349
Figure D234. Strike/Dip/Rake variations in bin 3475232540…….. 349
Figure D235. Strike/Dip/Rake variations in bin 3475237540…….. 349
Figure D236. Strike/Dip/Rake variations in bin 3475242540…….. 349
Figure D237. Strike/Dip/Rake variations in bin 3475247540…….. 350
Figure D238. Strike/Dip/Rake variations in bin 3475252540…….. 350
Figure D239. Strike/Dip/Rake variations in bin 3475257540…….. 350
Figure D240. Strike/Dip/Rake variations in bin 3475262540…….. 350

Figure D241. Strike/Dip/Rake variations in bin 3475267540…….. 351
Figure D242. Strike/Dip/Rake variations in bin 3475272540…….. 351
Figure D243. Strike/Dip/Rake variations in bin 3475277540…….. 351
Figure D244. Strike/Dip/Rake variations in bin 3475282540…….. 351
Figure D245. Strike/Dip/Rake variations in bin 3475292540…….. 352
Figure D246. Strike/Dip/Rake variations in bin 3475297540…….. 352
Figure D247. Strike/Dip/Rake variations in bin 3475312540…….. 352
Figure D248. Strike/Dip/Rake variations in bin 3475317540…….. 352
Figure D249. Strike/Dip/Rake variations in bin 3475322540…….. 353
Figure D250. Strike/Dip/Rake variations in bin 3475327540…….. 353
Figure D251. Strike/Dip/Rake variations in bin 3475332540…….. 353
Figure D252. Strike/Dip/Rake variations in bin 3475337540…….. 353
Figure D253. Strike/Dip/Rake variations in bin 3475342540…….. 354
Figure D254. Strike/Dip/Rake variations in bin 3475347540…….. 354
Figure D255. Strike/Dip/Rake variations in bin 3475352540…….. 354
Figure D256. Strike/Dip/Rake variations in bin 3425222540…….. 354
Figure D257. Strike/Dip/Rake variations in bin 3425227540…….. 355
Figure D258. Strike/Dip/Rake variations in bin 3425232540…….. 355
Figure D259. Strike/Dip/Rake variations in bin 3425237540…….. 355
Figure D260. Strike/Dip/Rake variations in bin 3425242540…….. 355
Figure D261. Strike/Dip/Rake variations in bin 3425247540…….. 356
Figure D262. Strike/Dip/Rake variations in bin 3425252540…….. 356
Figure D263. Strike/Dip/Rake variations in bin 3425257540…….. 356
Figure D264. Strike/Dip/Rake variations in bin 3425262540…….. 356
Figure D265. Strike/Dip/Rake variations in bin 3425267540…….. 357

Figure D266. Strike/Dip/Rake variations in bin 3425272540…….. 357
Figure D267. Strike/Dip/Rake variations in bin 3425282540…….. 357
Figure D268. Strike/Dip/Rake variations in bin 3425287540…….. 357
Figure D269. Strike/Dip/Rake variations in bin 3425317540…….. 358
Figure D270. Strike/Dip/Rake variations in bin 3425322540…….. 358
Figure D271. Strike/Dip/Rake variations in bin 3425327540…….. 358
Figure D272. Strike/Dip/Rake variations in bin 3425332540…….. 358
Figure D273. Strike/Dip/Rake variations in bin 3425337540…….. 359
Figure D274. Strike/Dip/Rake variations in bin 3425342540…….. 359
Figure D275. Strike/Dip/Rake variations in bin 3425352540…….. 359
Figure D276. Strike/Dip/Rake variations in bin 3425357540…….. 359
Figure D277. Strike/Dip/Rake variations in bin 3375227540…….. 360
Figure D278. Strike/Dip/Rake variations in bin 3375232540…….. 360
Figure D279. Strike/Dip/Rake variations in bin 3375237540…….. 360
Figure D280. Strike/Dip/Rake variations in bin 3375242540…….. 360
Figure D281. Strike/Dip/Rake variations in bin 3375247540…….. 361
Figure D282. Strike/Dip/Rake variations in bin 3375252540…….. 361
Figure D283. Strike/Dip/Rake variations in bin 3375257540…….. 361
Figure D284. Strike/Dip/Rake variations in bin 3375262540…….. 361
Figure D285. Strike/Dip/Rake variations in bin 3375267540…….. 362
Figure D286. Strike/Dip/Rake variations in bin 3375277540…….. 362
Figure D287. Strike/Dip/Rake variations in bin 3375322540…….. 362
Figure D288. Strike/Dip/Rake variations in bin 3375327540…….. 362
Figure D289. Strike/Dip/Rake variations in bin 3375332540…….. 363
Figure D290. Strike/Dip/Rake variations in bin 3375352540…….. 363

Figure D291. Strike/Dip/Rake variations in bin 3325297540…….. 363
Figure D292. Strike/Dip/Rake variations in bin 3325342540…….. 363
Figure D293. Strike/Dip/Rake variations in bin 3325347540…….. 364
Figure D294. Strike/Dip/Rake variations in bin 3325352540…….. 364
Figure D295. Strike/Dip/Rake variations in bin 3275242540…….. 364
Figure D296. Strike/Dip/Rake variations in bin 3275297540…….. 364
Figure D297. Strike/Dip/Rake variations in bin 3275342540…….. 365
Figure D298. Strike/Dip/Rake variations in bin 3275347540…….. 365
Figure D299. Strike/Dip/Rake variations in bin 3225297540…….. 365
Figure D300. Strike/Dip/Rake variations in bin 3225302540…….. 365
Figure D301. Strike/Dip/Rake variations in bin 3225342540…….. 366
Figure D302. Strike/Dip/Rake variations in bin 3225347540…….. 366
Figure D303. Strike/Dip/Rake variations in bin 3175302540…….. 366
Figure D304. Strike/Dip/Rake variations in bin 3175342540…….. 366
Figure D305. Strike/Dip/Rake variations in bin 3175347540…….. 367
Figure D306. Strike/Dip/Rake variations in bin 3125272540…….. 367
Figure D307. Strike/Dip/Rake variations in bin 3125277540…….. 367
Figure E1. Strike/Dip/Rake variations in bin 44753725100……. 369
Figure E2. Strike/Dip/Rake variations in bin 44253825100……..... 354
Figure E3. Strike/Dip/Rake variations in bin 43252475100……. 354
Figure E4. Strike/Dip/Rake variations in bin 37752325100…… 354
Figure E5. Strike/Dip/Rake variations in bin 37252275100……. 354
Figure E6. Strike/Dip/Rake variations in bin 37252375100……..... 355
Figure E7. Strike/Dip/Rake variations in bin 37252425100……..... 355
Figure E8. Strike/Dip/Rake variations in bin 36752275100……..... 355

Figure E9. Strike/Dip/Rake variations in bin 36752425100..... 355
Figure E10. Strike/Dip/Rake variations in bin 36752575100..... 355
Figure E11. Strike/Dip/Rake variations in bin 36752625100..... 356
Figure E12. Strike/Dip/Rake variations in bin 36752675100..... 356
Figure E13. Strike/Dip/Rake variations in bin 36752725100..... 356
Figure E14. Strike/Dip/Rake variations in bin 36752775100..... 356
Figure E15. Strike/Dip/Rake variations in bin 36752825100..... 356
Figure E16. Strike/Dip/Rake variations in bin 36752875100..... 357
Figure E17. Strike/Dip/Rake variations in bin 36753075100..... 357
Figure E18. Strike/Dip/Rake variations in bin 36753125100..... 357
Figure E19. Strike/Dip/Rake variations in bin 36753175100..... 357
Figure E20. Strike/Dip/Rake variations in bin 36252225100..... 357
Figure E21. Strike/Dip/Rake variations in bin 36252275100..... 358
Figure E22. Strike/Dip/Rake variations in bin 36252325100..... 358
Figure E23. Strike/Dip/Rake variations in bin 36252425100..... 358
Figure E24. Strike/Dip/Rake variations in bin 36252625100..... 358
Figure E25. Strike/Dip/Rake variations in bin 36252725100..... 358
Figure E26. Strike/Dip/Rake variations in bin 36252775100..... 359
Figure E27. Strike/Dip/Rake variations in bin 36252825100..... 359
Figure E28. Strike/Dip/Rake variations in bin 36252875100..... 359
Figure E29. Strike/Dip/Rake variations in bin 36252925100..... 359
Figure E30. Strike/Dip/Rake variations in bin 36253075100..... 359
Figure E31. Strike/Dip/Rake variations in bin 36253125100..... 360
Figure E32. Strike/Dip/Rake variations in bin 36253175100..... 360
Figure E33. Strike/Dip/Rake variations in bin 35752225100..... 360

Figure E34. Strike/Dip/Rake variations in bin 35752275100..... 360
Figure E35. Strike/Dip/Rake variations in bin 35752325100..... 360
Figure E36. Strike/Dip/Rake variations in bin 35752375100..... 361
Figure E37. Strike/Dip/Rake variations in bin 35752525100..... 361
Figure E38. Strike/Dip/Rake variations in bin 35752575100..... 361
Figure E39. Strike/Dip/Rake variations in bin 35752625100..... 361
Figure E40. Strike/Dip/Rake variations in bin 35752675100..... 361
Figure E41. Strike/Dip/Rake variations in bin 35752725100..... 362
Figure E42. Strike/Dip/Rake variations in bin 35752775100..... 362
Figure E43. Strike/Dip/Rake variations in bin 35752825100..... 362
Figure E44. Strike/Dip/Rake variations in bin 35752875100..... 362
Figure E45. Strike/Dip/Rake variations in bin 35752925100..... 362
Figure E46. Strike/Dip/Rake variations in bin 35752975100..... 363
Figure E47. Strike/Dip/Rake variations in bin 35753075100..... 363
Figure E48. Strike/Dip/Rake variations in bin 35753125100..... 363
Figure E49. Strike/Dip/Rake variations in bin 35753175100..... 363
Figure E50. Strike/Dip/Rake variations in bin 35753225100..... 363
Figure E51. Strike/Dip/Rake variations in bin 35252225100..... 364
Figure E52. Strike/Dip/Rake variations in bin 35252275100..... 364
Figure E53. Strike/Dip/Rake variations in bin 35252325100..... 364
Figure E54. Strike/Dip/Rake variations in bin 35252375100..... 364
Figure E55. Strike/Dip/Rake variations in bin 35252425100..... 364
Figure E56. Strike/Dip/Rake variations in bin 35252475100..... 365
Figure E57. Strike/Dip/Rake variations in bin 35252525100..... 365
Figure E58. Strike/Dip/Rake variations in bin 35252575100..... 365

Figure E59. Strike/Dip/Rake variations in bin 35252625100……..... 365
Figure E60. Strike/Dip/Rake variations in bin 35252675100……..... 365
Figure E61. Strike/Dip/Rake variations in bin 35252725100……..... 366
Figure E62. Strike/Dip/Rake variations in bin 35252775100……..... 366
Figure E63. Strike/Dip/Rake variations in bin 35252825100……..... 366
Figure E64. Strike/Dip/Rake variations in bin 35252925100……..... 366
Figure E65. Strike/Dip/Rake variations in bin 35253125100……..... 366
Figure E66. Strike/Dip/Rake variations in bin 35253125100……..... 367
Figure E67. Strike/Dip/Rake variations in bin 35253325100……..... 367
Figure E68. Strike/Dip/Rake variations in bin 34752275100……..... 367
Figure E69. Strike/Dip/Rake variations in bin 34752325100……..... 367
Figure E70. Strike/Dip/Rake variations in bin 34752375100……..... 367
Figure E71. Strike/Dip/Rake variations in bin 34752425100……..... 368
Figure E72. Strike/Dip/Rake variations in bin 34752475100……..… 368
Figure E73. Strike/Dip/Rake variations in bin 34752525100……..... 368
Figure E74. Strike/Dip/Rake variations in bin 34752575100……..... 368
Figure E75. Strike/Dip/Rake variations in bin 34752625100……..... 368
Figure E76. Strike/Dip/Rake variations in bin 34752675100……..... 369
Figure E77. Strike/Dip/Rake variations in bin 34752725100……..... 369
Figure E78. Strike/Dip/Rake variations in bin 34752775100……..... 369
Figure E79. Strike/Dip/Rake variations in bin 34753225100……..... 369
Figure E80. Strike/Dip/Rake variations in bin 34252325100……..... 369
Figure E81. Strike/Dip/Rake variations in bin 34252375100……..... 370
Figure E82. Strike/Dip/Rake variations in bin 34252425100……..... 370
Figure E83. Strike/Dip/Rake variations in bin 34252475100……..... 370

Figure E84. Strike/Dip/Rake variations in bin 34252525100……..... 370

Figure E85. Strike/Dip/Rake variations in bin 34252625100……..... 370

Figure E86. Strike/Dip/Rake variations in bin 34252675100……..... 371

Figure E87. Strike/Dip/Rake variations in bin 34253225100……..... 371

Figure E88. Strike/Dip/Rake variations in bin 34253325100……. 371

Figure E89. Strike/Dip/Rake variations in bin 33752625100……..... 371

Figure E90. Strike/Dip/Rake variations in bin 33753275100……..... 371

LIST OF TABLES

Table 2.1.	Cross-examination of the events from the selected catalogs……..	40
Table 4.1.	Classification of the focal mechanisms based on the P, T and B axes plunges according to Zoback (1992) as shown in Kiratzi *et al.*, 2007……	74
Table 4.2.	Source parameters for case 1 used as a reference for comparison with 13 other cases in terms of tsunami generation with respect to the source parameter variation……	81
Table 4.3.	Descriptive information on Gauge Points (GP) in the Eastern Mediterranean used in this study together with the summary results of the simulations…….……..	83
Table 5.1.	Calculation of L, W, D from a given Mw and L, D and from a given Mw and W according to Leonard (2010). ……	93
Table B.1.	Compiled moment tensor database for each analysis bin in 0-40 km depth……..	167
Table C.1.	Compiled moment tensor database for each analysis bin in 40-100 km depth…….	277
Table F.1.	Earthquake source parameters assigned at each analysis bin in 0-40 km depth…….	367
Table G.1.	Earthquake source parameters assigned at each analysis bin in 40-100 km depth……..	375
Table H.1.	Table H.1. Earthquake source parameters for each scenario at each analysis bin in 0-40 km depth…….	379
Table I.1.	Table I.1. Earthquake source parameters for each scenario at each analysis bin in 40-100 km depth…….	407

LIST OF SYMBOLS

c_{max}	Maximum speed of the tsunami
C	DeChezy coefficient
D	Oceanic depth
ξ_0	Displacement amplitude
F	Coriolis parameter
$F(^{x)}$	Forcing functions of wind stress and barometric pressure in x direction
$F^{(y)}$	Forcing functions of wind stress and barometric pressure in y direction
f	Friction coefficient
g	Gravitational acceleration
h	Tsunami height
H_{av}	Average wave height along the nearest coast
I	Tsunami Intensity
λ	Tsunami wavelength
M	Magnitude
M	Discharge flux in the x direction
Mw	Moment Magnitude
M	Discharge flux in the y direction
η	Water surface elevation above still water level
n	Manning's coefficient
ω	Angular velocity of the Earth
P	Pressure
R	Radius of the Earth
R_{TS}	Mean radius of the tsunami source
ρ	Water density
τ_0	Propagation time of a long gravitational wave
τ_b	Bottom stress
τ_{ij}	Shear stress in i direction on the j normal plane
T_0	Maximum period of normal elastic oscillations of a water layer
T_{EQ}	Earthquake rupture duration
T_{hd}	Half the duration of the process at an earthquake source
T_S	Propagation time of a hydroacoustic wave

T_{TS}	Propagation time of a long gravitational wave
u	Depth averaged velocity of water particles in x direction
v	Depth averaged velocity of water particles in y direction
w	Depth averaged velocities of water particles in z direction
W_k	Kinetic energy
W_p	Potential Energy
x	Axis of Cartesian coordinate in horizontal direction
y	Axis of Cartesian coordinate in horizontal direction orthogonal to x
z	Axis of Cartesian coordinate in vertical direction

LIST OF ACRONYMS/ABBREVIATIONS

CFL	Courant-Friedrichs-Lewy
CIESM	Mediterranean Science Commission
EC	European Commission
EMMA	Database of Earthquake Mechanisms of the Mediterranean Area
FP6-SUSTDEV	Sustainable Development, Global Change and Ecosystems: thematic priority 6 under the Focusing and Integrating Community Research programme 2002-2006
JRC	Joint Research Center
MTD	Moment Tensor Database
NAMI DANCE	Tsunami modeling code – see references
TRANSFER	EC/FP6-SUSTDEV Project "Tsunami Risk and Strategies for the European Region"
TUNAMI-N2	Tsunami modeling Code – see references
SWAN	Tsunami modeling code by C. Mader (2004)
SWAN-JRC	Modified version of SWAN by EC-JRC

1. INTRODUCTION

Tsunamis, as infrequent events, has the potential to result in massive loss of life and destruction of the infrastructure, including critical facilities, causing in large economic losses that may require long recovery periods (Lovholt *et al.*, 2014). Indonesian Tsunami led to the death of approximately 250.000 people, caused damage of property and business in more than $4.4billion, and left around 700,000 people homeless, leaving an unprecedented of damage in the economy and infrastructures of the region (Ozel *et al.*, 2011). The Tohoku event resulted in approximately 20.000 casualties and around 300.000 refugees with and economic cost of around $122 billion. The critical damage at the Fukushima Daiichi Nuclear Power Plant resulted in severe releases of radioactivity, which resulted in serious concerns on the long-term health and environmental hazard.

According to the "Sendai Report – Managing Disaster Risks for a resilient future" published by the World Bank (2012), economic losses from disasters over the past 30 years are estimated at $3.5 trillion. The report "Lessons Learned From the Fukushima Nuclear Accident for Improving Safety of U.S. Nuclear Plants" by a committee of the U.S. National Research Council calls for nuclear plant licensees and regulators to continually look for new scientific information about nuclear plant hazards and methodologies for estimating their magnitudes, frequencies, and potential impacts and to incorporate new findings and methodologies as they become available. The report also emphasizes to take timely actions to implement countermeasures when new information results in substantial changes to the risk profiles at nuclear plants and also focuses on "beyond-design-basis events," which include low-frequency but high-magnitude "extreme" events—such as the earthquake and tsunami that damaged the Fukushima Daiichi plant on 11 March 2011 (Showstack, 2014).

With a moment magnitude (Mw) of 9.0 the Tohoku-Oki earthquake was among the largest ever recorded with an estimated fault area of 400 km length by 200 km width (Avouac, 2011) and was the largest earthquake in the history of Japan. Historical data showed that M<8 earthquakes have repeated in Miyagi-oki since 1793 with an average

recurrence interval of 37 years and since the most recent event took place in 1978, the probability of an earthquake in the next 30 years was forecasted as 99 %, which is the highest number of such a long-term forecast around Japan. The Tohoku event was, however not a characteristic earthquake for that region, and the size and spatial extent far exceeded the forecast (Satake, 2011). It is assumed that the slip along the plate interface at depth must have exceeded the 27-metre peak slip inferred from the GeoNet data, reaching maybe more than 50 metres, which is about twice the peak slip determined for the giant earthquakes in Sumatra in 2004 (Mw 9.4) and in Chile in 2010 (Mw 9.0) and larger than that estimated for the biggest earthquake ever recorded, the Mw 9.5 event of 1960, which ruptured more than 1,000 km of the plate boundary off the coast of southern Chile. The estimated slip due to earthquakes over the past few centuries along the plate boundary off the coast of northern Honshu is thought to be not enough to balance the slip deficit that should have accumulated over that period owing to interseismic locking, which might have led to the conclusion that the large earthquake is overdue and according to the published interseismic models, fast interseismic strain builds up should take only a few centuries to accumulate enough strain to generate an Mw 9.0 earthquake. In contrast, large earthquakes would be predicted to return only once every 1,000 years, or even less frequently on the basis of historical and paleo-tsunami records (Avouac, 2011). The 2011 Tohoku earthquake, after the 2008 Wenchuan and 2010 Haiti earthquakes, was another important example of highly destructive earthquakes that occurred in areas predicted by earthquake hazard maps to be relatively safe. In the case of Tohoku event, this underestimation led to a lower level of tsunami alert that result in lost of lives that could have been perhaps saved otherwise. It should be emphasized that the real earthquake is typically more complicated than the models on which hazard maps are based and the available history of seismicity is almost always too short to reliably establish the spatiotemporal pattern of large earthquake occurrence (Stein *et al.*, 2012). These observations are and should be accepted as valid for tsunami hazard maps. Therefore, such maps and data should be communicated to the scientific community and the public decision makers with the uncertainties associated. All these fundamental complexities indicate that we are still far away from having an adequate theory to use in earthquake and tsunami hazard assessment (Avouac, 2011). The Tohoku disaster showed that the long-term forecast should be based on only prehistoric paleoseismological data, and tsunami hazard maps may need to be prepared for infrequent gigantic earthquakes as well as more frequent smaller-sized earthquakes (Satake, 2011).

In a statement during the annual meeting of the American Geophysical Union (AGU) in December 2013, Susan Hough, of the U.S. Geological Survey, stated that the number of great earthquakes experienced in the past may be higher than previously thought and as a result of this, the global community may be underestimating the risk of the next big one. Hough argued that whether many of the past big earthquakes — such as those now classified between about a magnitude-8.0 and a magnitude-8.5 — were underestimated, based on the fact that after the invention of the seismometers there were 12 earthquakes with magnitudes larger than 8.5 in the 20th century but only three similar size earthquakes in the previous century. Among many, one example Hough provided was that the Lesser Antilles earthquake of 1843 was listed as a magnitude-8.3 earthquake by the National Earthquake Information Center, but was felt all along the Atlantic coast, thousands of miles away in a similar way to the magnitude-8.6 2012 earthquake in Sumatra from an equivalent distance, according to the USGS' "Did You Feel It" Sensor network.

According to the available tsunami catalogues, tsunamis are most frequently generated by large submarine earthquakes (about 75% of the cases according to tsunami catalogues), and less frequently by volcanic activity and by landslides (~5 and 10% respectively) and 10-15% of the known tsunamis did occur in the Mediterranean (CIESM, 2011). Despite the fact that that 65% of the referenced events in the historical catalogues should be considered as doubtful (Salamon *et al.*, 2007) and a critical evaluation of these catalogues is a necessity (Ambraseys and Synolakis, 2010), reliable sources of information, including catalogue information with full confidence, paleotsunami and paleoseismology evidences still confirms the bitter truth: Eastern Mediterranean and its connected Seas (Aegean, Marmara and Black Seas) are prone to tsunami hazard. Since the basins and sub-basins in the Eastern Mediterranean and its connected seas are small in comparison with large oceans, the challenges are greater than other parts of the world due to the short arrival times (less than 5-10 minutes) of the leading tsunami waves. With a fully developed infrastructure along the coast and with millions of tourists around, it is imperative that tsunami hazard needs to be quantified.

This study is an attempt to provide an overall assessment of the earthquake origin tsunami hazard in Turkey and its surroundings (Eastern Mediterranean, Aegean and Black Seas). In the first part of this study, several reliable sources (Ambraseys, 1962 and 2009;

Soloviev, 2000; Fokaefs and Papadopoulos, 2007; Altinok *et al.*, 2011, Papadopoulos *et al.*, 2012) have been exploited by performing a cross-comparison of the events in order to create a harmonized database for the study area. In the second part of Thesis, I have investigated the earthquake focal mechanism parameter variations effect into tsunami generation with special focus on Eastern Mediterranean. In the final stage of my study, I have compiled all available information concerning earthquake source parameters and their regional characterization and attempted to define characteristic static earthquake source parameters for all tsunamigenic earthquakes in the region. I have identified a set of tsunami scenario input parameters in a 0.5° x 0.5° uniformly gridded area in the Eastern Mediterranean (both for shallow and intermediate depth earthquakes), Aegean and Black Seas (only shallow earthquakes) and calculated tsunami scenarios using SWAN-JRC (Annunziato, 2007) with 2-arcmin resolution bathymetry data for the range of 6.5 – Mw_{max} with a Mw increment of 0.1 at each grid in order to realize a comprehensive earthquake origin tsunami hazard analysis in the region based on the definition of the characteristic earthquake source parameters from a compiled set of sources such as existing moment tensor catalogues and various reference studies, together with the Mw_{max} assigned in the literature, where possible. Tsunami scenarios are useful means for the definition and evaluation of the tsunami hazard and constitute the primary step in the tsunami risk mitigation and preparedness, leading to the possibility of defining the risk and hence contributing to the sustainable coastal zone development (Tinti *et al.*, 2005).

1.1. Seismotectonic Setting of the Study Area

In this section, I provide a brief overview of the general seismotectonic characteristics of the study area as compiled from various studies, as these studies, together with the databases to be referenced at the later sections, are utilized in the assessment of the characteristic earthquake source properties in the study region. Various other studies other than presented below provide information on the seismotectonic setting and crustal deformation of the study region and it is beyond the scope of this study to reflect them all. Nevertheless, the main aim here is to reflect the complexity and to focus on general conclusions that contribute to the assessment of the characteristic earthquake source parameters defined in this study.

1.1.1. Black Sea

The Black Sea Basin is composed of two main geological parts, Western and Eastern namely, separated by the Mid Black Sea Ridge (Andrusov Ridge), that is formed from continental crust and overlain by 5 – 6 km thickness of sedimentary cover (Tari *et al.*, 2000; Nikishin *et al.*, 2003). The Western Black Sea basin is underlain by oceanic to suboceanic crust and contains a sedimentary cover of up to 19 km thick, whereas the Eastern Black Sea basin is underlain by thinned continental crust approximately 10 km in thickness and up to 12 km thickness of sediments (Nikishin *et al.*, 2003). The rifting age has been suggested as the Aptian-Albian period (125-100.5 Million Year-Myr) for the entire Black Sea (Görur, 1997; Tari *et al.*, 2000). The Black Sea began to close in the Eocene-Oligocene (56-23 Ma) time following the closure of the Neotethys. Wheras the Eastern Black Sea continued its closure from Miocene up to the present (20-5Myr), the central and the western parts of the Black Sea undergoes a more complex neotectonics controlled by the by the northward motion of the African Plate, the western escape of the Anatolian block and Aegean extension, but with a low-moderate seismic activity in the present times. Earthquakes took place on the borders of the deep-water basin in general with an average hypocentral depth of 5-20 km with a magnitude up to 6-8 mainly as a result of compressional stresses (Volvovsky, 1989; Nikishin *et al.*, 2003). This dominant compressional nature, as a result of the collision between the Eurasian and Arabian plates, has been verified by the stress fields obtained from the structural data such as thrusts in the Pontides and the Crimean part of the Black Sea, earthquake data such as Barka and Reilinger (1997) and Reilinger *et al.* (1997), stress field measurements in the Crimean and the Caucasus regions (Rastsvetaev, 1987) and Global Positioning System (GPS) data (Barka and Reilinger, 1997; Reilinger *et al.*, 1997) (Nikishin *et al.*, 2003). GPS velocities indicate that there is a slight north-south shortening of the eastern half of southern Black Sea coast, whereas a westward movement can be seen in the southwestern coast. The north-south motions in the Black Sea region are in the range of a few millimetres per year (mm/yr) in contrast to the velocities in the Anatolian region with 10-20 mm/yr approximately. Geological and geophysical studies including offshore seismic reflection profiles, offshore morphology and recent seismicity indicates an active compressional tectonic regime in the Eastern Black Sea region, which is also supported with the fault plane solution of studied events that took place in the last century (Tari *et al.*, 2000).

Alptekin *et al.* (1986) provided the first evidence for active thrust faulting at the southern margin of the Black Sea in their analysis of the strongest instrumentally recorded 3 September 1968 Bartın earthquake to occur along the Black Sea margin in northwestern Turkey.

1.1.2. Eastern Mediterranean and Aegean Sea

The history of the Eastern Mediterranean begins with the early Mesozoic breakup of Gondwana and controlled by the collision of the African and Eurasian plates, the Arabian Eurasian convergence and the displacement of the Anatolian-Aegean microplates currently. The general agreement is that plate convergence takes place in this area (McKenzie, 1970). A good summary of the development of tectonic research for the region together with main references on the tectonic processes and tectonic setting of the Eastern Mediterranean is given in Robertson and Mountrakis, 2006. The Eastern Mediterranean and the Levantine Basin are a remnant of the Mesozoic Neo-Tethys Ocean (Robertson and Dixon, 1984; Stampfli and Borel, 2002; Garfunkel, 2004), where its northern arm is the Alpine chain between the African-Arabian and Eurasian plates as a result of convergence (Biju-Duval *et al.*, 1978). It accommodates important geomorphological features such as the Hellenic-Pliny-Strabo trenches, Eastern Mediterranean Ridge, Herodotus Basin, Florence Rise and Levantine Basin. A detailed discussion on the origin of the Eastern Mediterranean basin is provided in various publications (Garfunkel, 2004; Aksu *et al.*, 2005).

The Eastern Mediterranean region accommodates the Anatolia, Arabia, Nubia plates and the Aegean microplate, which moves 30 ± 1 mm/yr to the southwest relative to Eurasia (Ebeling *et al.*, 2012; McClusky *et al.*, 2000, 2003) and at a slightly lower velocity to the southwest relative to Nubia (Ebeling *et al.* 2012; Kreemer and Chamot-Rooke, 2004; Reilinger *et al.*, 2006). Aegean tectonics are characterized by 35–40 mm/yr north–south extension in central and southern Aegea (Ebeling *et al.*, 2012; Kiratzi and Louvari, 2003; Kiratzi and Papazachos, 1995; LePichon and Angelier, 1979; McClusky *et al.*, 2000; McKenzie, 1978); east–west extension in the inner Hellenic Arc (Ebeling *et al.*, 2012; Kreemer and Chamot-Rooke, 2004; McClusky *et al.*, 2003); and thrust faulting in the outer Hellenic Arc (Ebeling *et al.*, 2012; Benetatos *et al.*, 2004; McKenzie, 1972, 1978). The

western end of the Pliny and Strabo trenches lies southeast of Crete, however their eastern end are not well defined, but the broad deformation of the Pliny-Strabo zone has been correlated with the Burdur-Fethiye Fault Zone in southwestern Turkey (Ebeling *et al.*, 2012; Hall *et al.*, 2009).

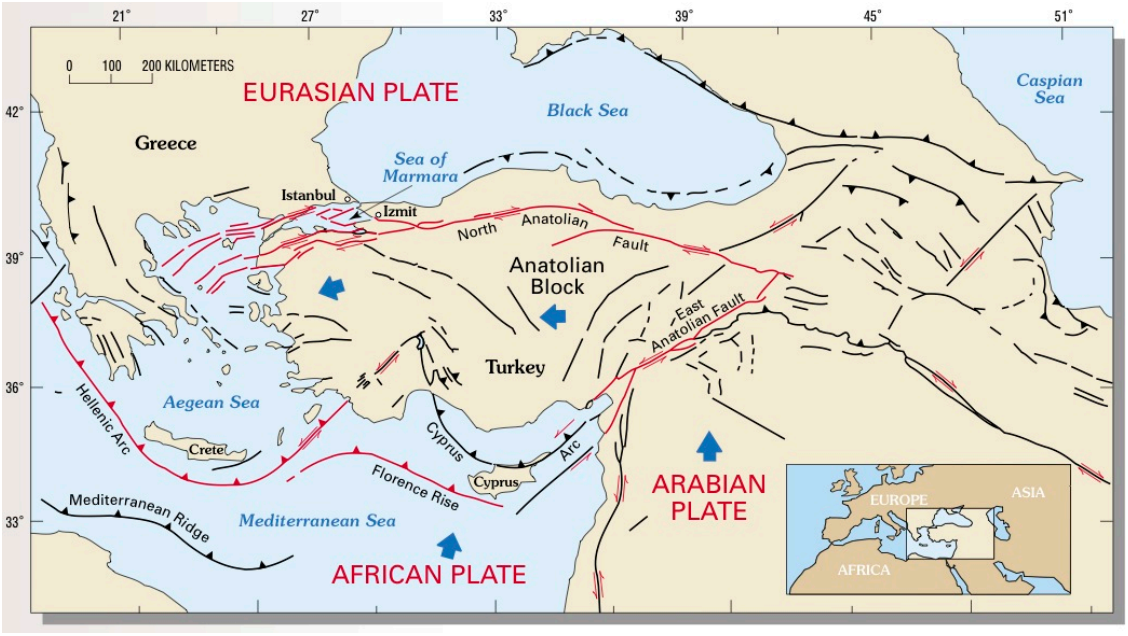

Figure 1.1. General tectonic map of the study area. The westward movement of the Anatolian block results from (1) differences in rates of motion between the Arabian and African plates, (2) different directions of motion between the Anatolian block and Eurasian plate to the north, and (3) subduction of the African plate beneath the Anatolian block at the Hellenic and Florence trenches. The Arabian plate is moving to the north faster than the African plate, both relative to a stable Eurasian plate. The result is a westward moving wedge incorporating most of Turkey (USGS, 2000; modified from Barka (1992) and Rockwell, 2001).

GPS-derived velocity field for the interaction zone of the Arabian, African (Nubian, Somalian), and Eurasian plates 7rans a counterclockwise rotation of Arabian plate, adjacent parts of the Zagros and central Iran, Turkey, and the Aegean/Peloponnesus at rates of 20–30 mm/yr occurring within the framework of relatively slow moving (5 mm/yr) Eurasian, Nubian, and Somalian plates (Reilinger *et al.*, 2006). On the basis of the observed kinematics, the deformation in the Africa- Arabia-Eurasia collision zone is driven

in large part by rollback of the subducting African lithosphere beneath the Hellenic and Cyprus trenches aided by slab pull on the southeastern side of the subducting Arabian plate along the Makran subduction zone and the the separation of Arabia from Africa is a response to plate motions induced by active subduction (Reilinger *et al.*, 2006).

A fundamental discussion on the active tectonics of the Aegean Sea and surrounding regions is given in McKenzie (1978). The Aegean and its surroundings form the most active part of the Africa–Eurasia collision zone responsible for the high level of seismicity in this region. It constitutes more than 60% of the expected seismicity in Europe up to Mw=8.2 (Moratto *et al.*, 2007; Papazachos, 1990) as a result of the compressional motion between the Europe and Africa and resulting tectonic processes such as subduction of the eastern Mediterranean lithosphere under the Aegean along the Hellenic Arc and the westward motion of the Anatolian Block along the North Anatolia Fault (Moratto *et al.*, 2007; McKenzie, 1970.) The whole Aegean Back Arc is mainly represented with normal faults (Moratto *et al.*, 2007; McKenzie, 1978), whereas the dense shallow seismicity with low-angle thrust faults occurs along the Hellenic arc (Moratto *et al.*, 2007; Papazachos, 1990).

The western branch of the Northern Anatolian Fault has a ENE-WSW strike entering the North Aegean Sea and broaden into a 150 km wide zone, characterised by a complex basin system, composed by both NE-trending rhomb-shaped pull-apart basins and NW-trending rift basins, typically to the NW side of the Northern Anatolian Fault branch (Vannucci *et al.*, 2004). In the western termination of the North Anatolian Fault, the microseismicity is associated with well-known active faults, such as the North Aegean Thrust, whereas in some other areas such activity is not clearly correlated with specific faults. These observation implies that brittle deformation is distributed over broad areas or associated with hidden faults and not confined in important individual surface faults (Hatzfeld *et al.*, 1999). In the northern Aegean, the characteristic of the faults identified in the Gulf of Saroz represent normal faults in the middle of the Saroz graben, where the observed vertical slips within the stratigraphic reflection levels change irregularly with depth, probably due to the variation of the crustal extension rate in geologic time. This NE-SW trending Graben is bordered on its NW and SE sided by normal and strike faults, where the latter is simply due to the continuation of North Anatolian Fault crossing Sea of

Marmara and continuing as the right-lateral strike-slip Ganos fault. (Saatçılar *et al*., 1998). Focal mechanism solutions given in Papazachos *et al.* (1991) and Taymaz *et al.* (1991) suggest also that the fault has both normal and lateral components. A relatively deep seismogenic zone reaching to the depth of 20 km in the Gulf of Saros (Northern Aegean) has been noted by Karabulut *et al.* (2006) from the investigation of the July 2003 sequence. Based on the focal mechanisms of the main shock and of the largest aftershocks, they also concluded that the principle deformation zone consists of a major strike-slip fault lying close to the northern margin of the Saros depression, which could be regarded as the continuation of the northern branch of the North Anatolian Fault into the Saros Gulf and North Aegean Trough in accordance with the regional tectonic models. Towards SW, the depression is widening and merging into North Aegean Through dominated with strike-slip focal plane solutions (Saatçılar *et al.*, 1999). Eastern Central Aegean Sea is dominated with active normal faults with minor lateral slip component in mainly NE-SW orientation. The fault plane solutions of earthquakes with M>5 in this region, however, indicate that lateral movements on strike-slip faults are mainly responsible for the deformation. In Biga peninsula and to the west, the number of normal faults decreases, whereas the number of active faults increases to the west and south of Midilli (Lesvos). Large slips are grouped to the NW and small slips are grouped to SE for the normal faults with a NW-SE direction trend. When applied to the SW-NE trending normal faults, large slips are in the SW and small slips are in the NE. A few active normal faults mapped in the SE part of the Central Aegean Sea are in the NW-SE direction, in contrary to the dominant NE-SW directions in the northern part of the Aegean Sea (Saatçılar *et al.*, 1999). This observation could be an indicator of the presence in the change of the style of the deformation, such as Gediz and Greater Menderes Grabens on the western Anatolia, where both are controlled by normal faulting (Eyidoğan and Jackson, 1985; Şengör *et al.*, 1985). Saatçılar *et al.* (1999) suggest that this deformation style is due to the activity of the westernmost branches of the NAF in the North Aegean Sea. This incompatibility between the Fault Plane Solutions and the inferred character of active faults based on reflection seismic data can be resolved only based on the principle that the fault plane solutions are indicators of active deformation whereas seismic reflection data reflect cumulative effect of geologic occurrances in the past. Saatçılar *et al.* (1999) proposed that the alignment of major faults may facilitate instantaneous strike-slip movements along these active normal faults, where these temporary strike-slip movements may create earthquakes with M > 5.



Figure 1.2. Sum of moment tensors in Aegean Region on a regular grid with mesh of half a degree, for earthquakes with depth < 50 km. The focal mechanism plots are scaled with magnitude and located in the barycentre of the epicenters distributions weighted with magnitude (Vannucci *et al.*, 2004).

The crustal deformation in the Aegean backarc has localised progressively during slab retreat from Late Eocene to Present and the extension is localized in Western Turkey, the Corinth Rift and the external Hellenic arc after Messinian times. The direction and style of extension have not changed considerably through the time, except in terms of localization. The fundamental element of the driven tectonic regime is the slab retreat, where successive slab tearing episodes are the main causes of strain localization and heterogeneity of the crust is a major factor for localised detachments. The strain localisation in the upper plate is also influenced by the dynamics of slabs at depth and the asthenospheric flow due to slab retreat (Jolivet *et al.*, 2013).

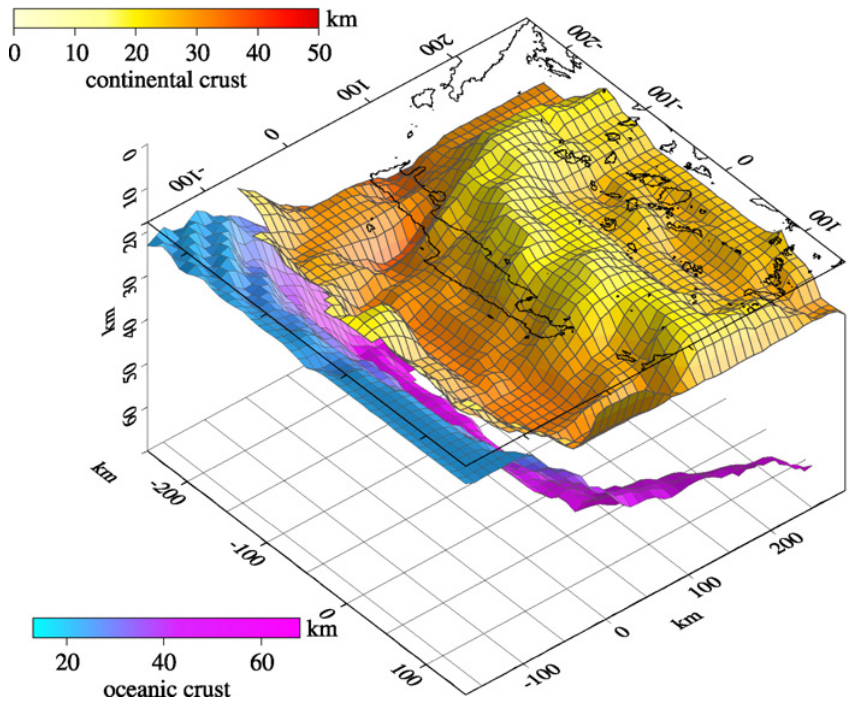

Figure 1.3. Structure of modeled oceanic (African) and continental (Aegean) Moho proposed in Snopek *et al.* (2007).

Seismic constrains obtained by wide-angle seismic, receiver function and surface wave studies indicate that the interface between the Aegean continental lithosphere and the African one is located at a depth of about 50 km below Crete, where the thickness of the Aegean crust in central Crete is 30 km (Snopek *et al.*, 2007). The deformation model produced by Ganas and Parsons (2009) suggested that the deformation in the south Aegean is primarily driven by the fast moving (~33 mm a^{-1}) Aegean upper plate overriding a nearly stalled (~5 mm a^{-1}) Nubian lower plate and the corresponding tectonic setting closely resembles a continental thrust than a typical oceanic subduction zone .

Taymaz *et al.* (1990) categorized earthquake mechanism groups in the Hellenic Arc south of Crete as a) normal faults with a N-S strike in the overriding material above the subduction zone; b) low-angle thrusts with an E-W strike at a depth of about 40km; c) high-angle reverse faults with the same strike but shallower focal depths than (b); d) events within the subducting lithosphere with approximately E-W P axes, and associated thrusting in groups (b) and (c) to a probable mechanism by which the sediments of the Mediterranean Sea underplate and uplift Crete. Earthquakes along the Hellenic subduction

zone are classified by Yolsal-Çevikbilen and Taymaz (2012) in three categories; i) earthquakes exhibiting E-W 12ranspire within the overriding Aegean plate, ii) earthquakes related to the African–Aegean convergence, and iii) earthquakes lying within the subducting African plate. Normal faults dominate inside the Hellenic Arc whereas reverse faulting occurs in the external part. This distributed deformation is not localized on few faults indicating that the brittle deformation, which could represent only 10% of the total deformation, is accommodated by small deformation on numerous pre-existing faults (Hatzfeld *et al.*, 1993). All faults along the Hellenic trench are low angle thrust faults, except the northwesternmost part, which is attributed to an overthrust of the Aegean lithosphere on the Eastern Mediterranean lithosphere. Seismic faults of the intermediate depth earthquakes in the shallow part of the Benioff zone (h=40-100km) as strike-slip with a thrust component and the longest faults in the shallow part are responsible for the 365 Crete and 1303 Rhodes earthquakes and associated tsunami, whereas the longest faults in the intermediate depth layer associated with the 1856 Crete and 1926 Rhodes earthquakes were not associated with a tsunami despite the fact that they caused considerable earthquake damage in the region (Papazachos, 1996). Seismicity is shallow (<20 km) in Heraklion (central Crete) and concentrated in the Messara graben to the south and along the eastern margin of the Heraklion Basin (Delibasis *et al.*, 1999).

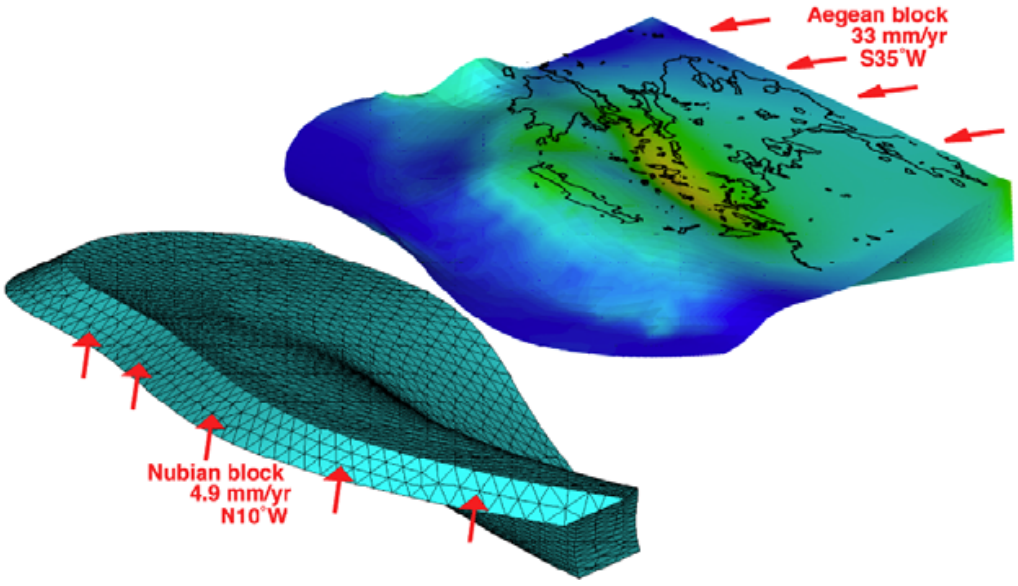

Figure 1.4. 3D visualization of the subducting Nubian slab model. Deformation of the upper plate is shown exaggerated 100 times. Color shading is differential stress in the upper plate (Ganas and Parsons, 2009).

The island of Crete is characterized with a rugged topography of local relief exceeding 2 km. The previously estimated rates of rock uplift during the Late Holocene as 1 and 4 mm/a in different parts of the island based on the elevation of marine shorelines may not be representative for longer timeframes, since subduction earthquakes with up to 9 m of vertical coseismic displacement have affected Crete in the Late Holocene. Upper crustal shortening can be ruled out as a cause for rock uplift, since the tectonics of Crete during the last several million years have been dominated by normal faulting. Hence, one explanation for the uplift of the island could be a result of continuous underplating of sediments transferred from the subducting African plate to the base of the crust beneath Crete (Strobl *et al.*, 2014).

Howe and Bird (2010) computed long-term crustal flow with model predictions including long-term velocities, fault slip rates, and distributed permanent strain rates between faults in the Alpine-Aegean 13ranspi. Among two models considered, one assumes that geodetic velocities measured in the Hellenic Arc reflect a temporarily locked subduction zonewith a long-term subduction velocity average of 45 mm/yr and a predicted rapid crustal extension in the southern Aegean Sea, whereas the other assumes a steady creeping subduction with a velocity average of only 29 mm/yr and a nearly rigid eastern Aegean Seafloor. They further argued that while neither model accurately predicts earthquake rates at all magnitudes considered in their study, the creeping subduction model is found to be more accurate for strong M>6 events dominating the seismic hazard.

Eight regions with significantly varying characteristic types of faulting has been identified by Bohnhoff *et al.* (2005) from the analysis of the fault plane solutions for earthquakes in the central Hellenic arc to determine the deformation and stress regimes in the Hellenic subduction zone by examining a dataset consisting of 264 source mechanisms. Substantial aseismic slip along the plate interface below Crete, consistent with the low level of historic, subduction-type earthquakes along this segment of the subduction zone, is also an explanation for the low present-day strain rate along the southern edge of the Aegean micro-plate (Reilinger *et al.*, 2010).

Shaw and Jackson (2010) examined the tectonics of the Hellenic subduction zone using improved focal mechanisms and centroid depth estimates of earthquakes, combined

with GPS velocities, especially focusing on the processes taking place at both ends of the Hellenic Arc. They indicated that the shallowly dipping thrust-faulting accommodates the convergence along the subduction–zone interface accompanied with steeper splay faults in the overriding material. Another main conclusion of their study was the supporting observation on the aseismic accommodation of the convergence based on the comparison of observed and expected seismic moment release over the last 100 yr; which shows that the subduction is uncoupled. In fact, another study pointed out that the subduction velocity could not account for the potential earthquake magnitude diversity that was observed along the trenches worldwide (Heuret *et al.*, 2011). Shaw and Jackson (2010) further argued that the existing system is capable of allowing very large but rare earthquakes on splay faults, such as the one occurred in 365, together with the contribution of small earthquakes. A divergence of slip vectors round the arc, supported with the GPS measurements show that shallow thrust-faulting earthquakes on the subduction interface is accommodated mainly by E–W extension on normal faults in the overriding Aegean material. South of Rhodes on the eastern end of the subduction zone presents a complex setting with distributed deformation in the overriding material including a mixture of strike-slip and splay-thrust faulting (Shaw and Jackson, 2010). Furthermore, Shaw and Jackson (2010) associates the few number of earthquakes shallower than 15 km depth to probability of the thick unconsolidated sediment on the downgoing plate and the interface deeper than ~45 km becomes aseismic because of thermal or dewatering effects (Hyndman *et al.*, 1997; Scholz 1998; Stern 2002). In that respect, Shaw and Jackson (2010) comment that the Hellenic subduction zone represents a typical distribution of interplate seismicity.

Bayrak and Bayrak (2011) studied the spatial distributions of seismicity and earthquake hazard parameters for the different regions in western Anatolia and eastern Aegean divided in 15 different seismic regions using a maximum likelihood method and estimated earthquake hazard parameters including the maximum regional magnitude Mmax. In their probabilistic assessment, Bayrak and Bayrak (2011) also concluded that the eastern end of the Hellenic Arc and southwest Turkey are the regions for the occurrence of a large earthquake due to the computed Mmax > 7.5 values and probabilities with $M \geq 6.5$ in the next 50 years is greater than 90% with mean return periods lower than 20 years.

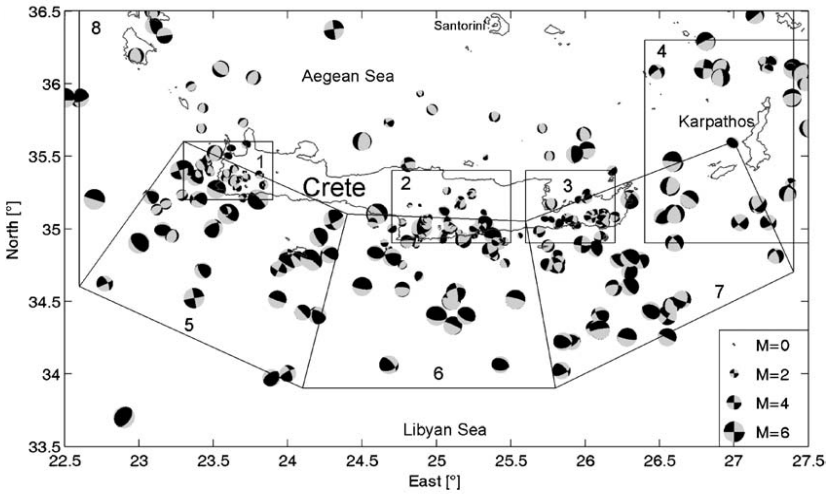

Figure 1.5. Lower hemisphere projection of all fault plane solutions 15ranspir and polygons showing the surface boundaries of the subvolumes 1–8 identified based on types of faulting and spatial clustering of faulting mechanisms (1 = Aegean plate, Western Crete; 2 = Aegean plate, Central Crete; 3 = Aegean plate, Eastern Crete; 4 = Aegean plate, Karpathos area; 5 = interplate seismicity, Western Hellenic arc; 6 = interplate seismicity, Central Hellenic arc; 7 = interplate seismicity, Eastern Hellenic arc; 8 = seismicity within the dipping African lithosphere) (Bohnhoff *et al.*, 2005).

Analysis of receiver function, surface wave and microseismicity using temporary seismic networks show that the depth of the Moho of the subducting African Plate is about 50-60 km beneath Crete, whereas the overriding Aegean lithosphere has a 35 km thick continental crust in eastern and central Crete with typical crustal velocities down to the upper surface of the downgoing slab beneath western Crete. The interplate seismicity is spread out about 100km updip updip from the southern coastline of Crete and this seismically active zone corresponds to the assumed rupture plane of the AD 365 earthquake to the south of western Crete. On the other hand, the interplate motion is assumed to be largely aseismic beneath Crete (Meier *et al.*, 2007).

Limited azimuthal station coverage resulting in not well-contrained fault plane solutions of small events poses a considerable obstacle to their use in the interpretation concerning the tectonic setting of the Hellenic Arc, as the results differ from other sources such as the Harvard group or EMSC (Jost *et al.*, 2002).

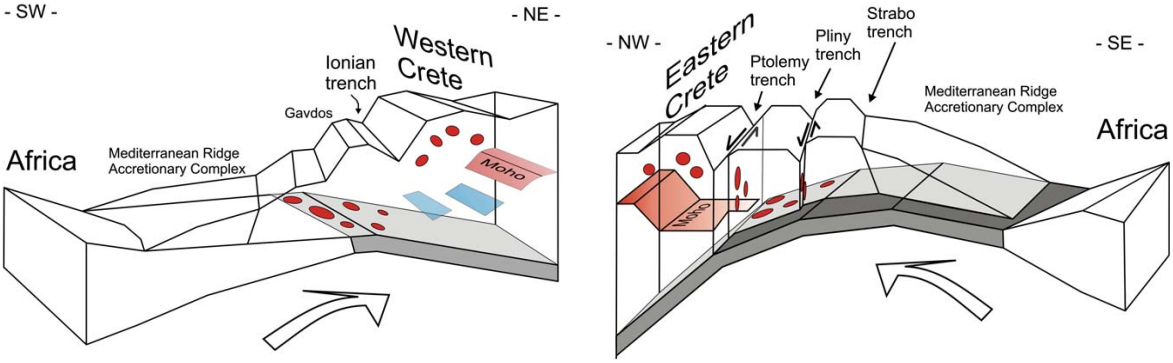

Figure 1.6. Schematic representation of Western Crete (left) and Eastern Crete (right) showing the main tectonic units and segmentation of the Hellenic Arc. Blue surfaces indicate negative phases observed in receiver functions beneath western Crete suggesting low-velocity zones in the overriding lithosphere (Meier *et al.*, 2007).

Cyprus is located in the southern margin of the Anatolian microplate, adjacent to the African plate boundary (Dewey *et al.*, 1973). Because of the African plate's northward-directed movement, the Levant oceanic segment is subducting beneath the Tauric arc south of Cyprus. Both the Cyprian and Hellenic arcs are dominated by compression, whereas to the east of Cyprus, a left lateral motion with an eastward increase of the tensional component (near the DSF) is predominant (Saleh, 2013). A sinistral transpressional Dead Sea Transform (DST) accommodates the differential motion of Africa and Arabia relative to Eurasia in this region (Ben Avraham *et al.*, 2008). 3D Bouguer and elevation data analysis supported with earthquake focal depth data showed that the crustal type beneath the Levantine basin is typically oceanic and covered by sedimentary sequences more than 14 km thick and a constant shallow Moho depth of 22–24 km below the Levantine Basin, indicating thinning of the crust beneath this region, whereas the thickness of Moho is around 28-30 km below Cyprus (Saleh, 2013).

The similarity of the Paphos Transform Fault (PTF), which defines the western boundary of the Cyprean area, and Cephalonia Transform Fault (CTF) located in the westernmost part of the Hellenic Arc shows that south Cyprus moves southwestwards and overrides the African lithospheric plate as in the case of south Aegean (Papazachos and Papaioannou, 1999). Seismicity is weak in the southern part of Cyprus along the Cyprean Arc and strong events are associated with the the Paphos transform fault and Lemessos and

Larnaka thrust fault zones (Papadimitriou and Karakostas, 2006). The accurate pattern of the Cyprian Arc exhibiting its convergent nature by thrust focal mechanism has been recognized by Salamon *et al.* (2003). Compared with the Hellenic Arc and the Aegean Sea, the seismic activity is considerably less and although being a convergent zone, it lacks the typical characteristics of the subduction zone. Neither a descending slab nor a Benioff zone was identified in that study and earthqukes, clearly with thrust mechanisms), are not deeper than 150 km (Salamon *et al.*, 2003). Both 9 October 1996 Mw=6.8 earthquake and its principal aftershock in the Cyprian Arc have been found as considerably deeper (76-85 km rather than 20-30 km) unlike suggested earlier by different studies indicating a east-west compression of the Mediterranean lithosphere south of the Hellenic and Cyprian Arcs as they are subducting to the north and northeast (Pilidou *et al.*, 2004).

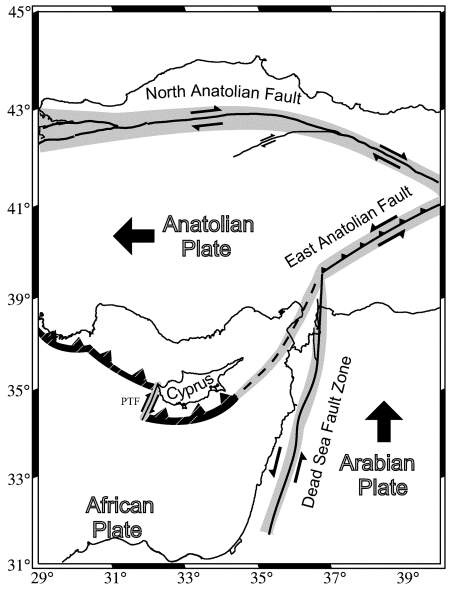

Figure 1.7. Lithospheric boundaries and plate motions in Cyprus and surrounding area (Papazachos and Papaioannou, 1999).

The tectonic setting of the Aegean and Eastern Mediterranean is complex; so is the associated discussion. Several other sources of information used in this study are related to studies focusing on fault classification and seismic zonation. A zonation for seismogenic sources of intermediate-depth earthquakes in the southern Aegean area is given by Papazachos and Papaioannou (1993). The maximum expected ground motion in Greece using a deterministic seismic hazard analysis based on an homogeneous earthquake catalogues for the period of 426 BC–2003 applied on a seismogenic source model with representative focal mechanisms and a set of velocity models after applying a smoothing

algorithm to the main shocks in the catalogue have been estimated by Moratto *et al.* (2007). Papaioannou and Papazachos (2000) provide a map of shallow earthquake sources based on previous work on seismic zonation in the Aegean and surrounding area, active tectonics and geological and geomorphological information. Maximum credible earthquake magnitudes (in the range 6.7– 7.6Mw) in the Aegean area constrained by tectonic moment release rates based on zonation corresponding to recent determinations of deformation rate from satellite data through the use of a merged historical and instrumental earthquake catalogue for the Aegean is provided by Koravos *et al.* (2009) . A fault classification for the Aegean region is provided in Sboras *et al.* (2011). Caputo *et al.* (2012) provides a repository of geological, tectonic and active-fault data for Northern Greece and Northern Aegean Sea based on collection of all available published and unpublished historical and instrumental seismicity data supported with the seismogenic sources recognized on the basis of geological, structural, morphotectonic, paleo-seismological and geophysical investigations, which was followed by the critical examination of all collected data with the aim of identifiying as many as possible seismogenic source as possible, as well as the parameters and the characateristics associated. Both Sboras *et al.* (2011) and Caputo *et al.* (2012) are part of the SHARE Project (Basili *et al.*, 2013). Mitsakaki *et al.* (2013) provide geometric characteristics of selected tectonic segments in the Hellenic Arc and Northern Aegean.

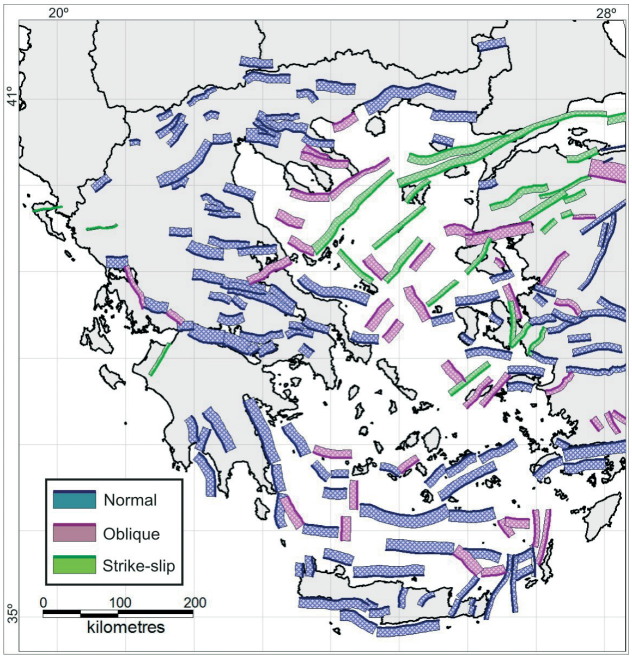

Figure 1.8. Types of faulting in the Aegean region as indicated in Sboras *et al*. (2011).

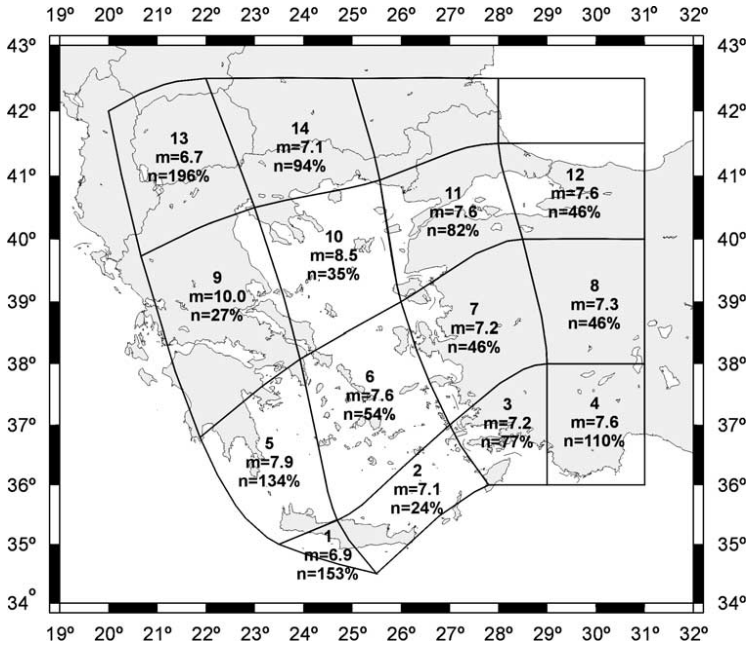

Figure 1.9. Map of the maximum earthquake tectonic magnitude Mmax(tectonic) and ratio of seismic to tectonic moment release rate (η) or the different tectonic zones in the Aegean area given in Koravos *et al.* (2009). Maximum earthquake seismic magnitude Mmax(seismic) for the same zones are as follow: (1) 6.35 (±0.25) (2) 6.20 (±0.40) (3) 7.20 (±0.10) (4) 7.10 (±0.10) (5) 7.00 (±0.20) (6) 7.50 (±0.10) (7) 7.00 (±0.10) (8) 7.10 (±0.20) (9) 7.20 (±0.10) (10) 7.40 (±0.40) (11) 7.50 (±0.20) (12) 7.40 (±0.20) (13) 6.70 (±0.20) (14) 7.00 (±0.20).

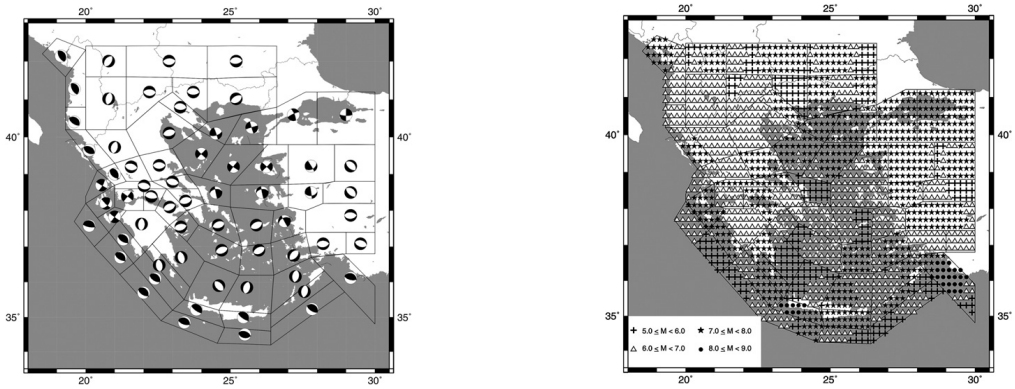

Figure 1.10. Fault plane solutions assigned to seismogenic source zones in the Greece-Aegean Sea-Western Turkey (left) and smoothed magnitude distribution after the application of discretization to the seismicity data (M≥5.0 and depth≤50 km) of the Greece catalogue given in Papazachos (2002) (Moratto *et al.*, 2007).

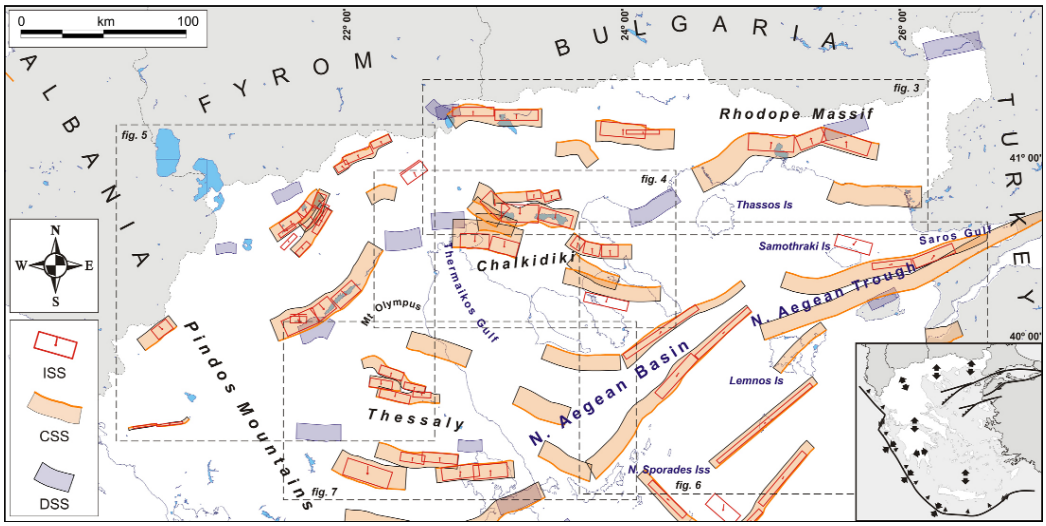

Figure 1.11. Map of the seismogenic sources in the Northern Aegean region provided in Caputo *et al.* (2012) [ISS: individual seismogenic sources; CSS: composite seismogenic sources; DSS: debated seismogenic sources].

1.2. An Overview of Previous Tsunami Hazard Studies in the Study Area

In addition to the earthquake and moment tensor catalogues and various individual references on earthquakes and seismic hazard analysis in the study region, information from studies specifically targeting tectonic origin tsunami hazard has also been added to the compiled database.

1.2.1. Black Sea

Dotsenko and Ingerov (2007) revised the quantitative characteristics of four historical events in Black Sea based on spectral analysis of the digitized mareograms. They concluded that while the maximum heights of the recorded tsunami waves tide-gauge locations do not exceed 52 cm, an increase in the wave height with the increase of the magnitude is observed, as expected. They also reported that the typical periods of tsunami waves lie within the intervals 8–39 min (Dotsenko and Ingerov, 2007).

In their tsunami modeling study for Black Sea, Dotsenko and Ingerov (2010) concluded that the highest waves are formed at the sites of the coast closest to the seismic source. They simulated mareogram records at 27 locations in the northern part of Black Seas based on 24 possible source zones and concluded that the maximum wave height should not exceed 3m at any site while for most of the sites a maximum of 1.5 m is reasonable to expect for M=7.

1.2.2. Eastern Mediterranean and Aegean Sea

A review of the terrestrial geologic records with the Aegean region showing that little geologic evidence has been identified for large number of tsunamis reported in the catalogues has been provided in Dominey-Howes (2002). In an attempt to develop some simple scenarios of earthquake-generated tsunamis in the Mediterranean, Tinti *et al.* (2005) identified four different seismogenic areas in the western, central and eastern sections of the basin and defined a seismic fault capable of generating an earthquake with magnitude equal or larger than the highest magnitude registered throughout the history.

Altinok *et al.* (2005) studied the 1881 Chios-Cesme (Mw 6.5) and 1949 Chios-Karaburun (Mw 6.7) earthquakes where associated earthquakes and co-seismic underwater failure originated tsunamis affected Chios Island and Cesme. Salamon *et al.* (2007) collected and investigated ancient and modern tsunami reports in the Eastern Mediterranean to understand and model the typical tsunamigenic sources with possible characterization of the tsunami hazard along the Levant coasts. Their analysis indicated that only 35% of the tsunami reports could be traced back to primary sources. In addition to critical compilation and assessment of the tsunami reports, they have also modeled three typical scenarios and examined the more likely severe magnitudes, which leads toward the upper range of expected run-ups. They concluded that an offshore slump produced by a strong Dead Sea Transform system earthquake may lead to 4- to 6- m run-up flooding the Syrian, Lebanese, and Israeli coasts, whereas tsunamis from remote earthquakes produce only 1- to 3-m run-ups in these coasts, but are more regional in extent. Yolsal *et al.* (2007) attempted to synthesize historical tsunamis and tsunami propagation in the Eastern Mediterranean Sea region, focusing specifically to the Hellenic and the Cyprus arcs and the Levantine basin, and provided focal mechanism parameters for the 11 May 1222

Paphos and 8 August 1303 Crete earthquakes while at the same time providing their interpretation of tsunami source zones in the Eastern Mediterranean and Aegean Seas.

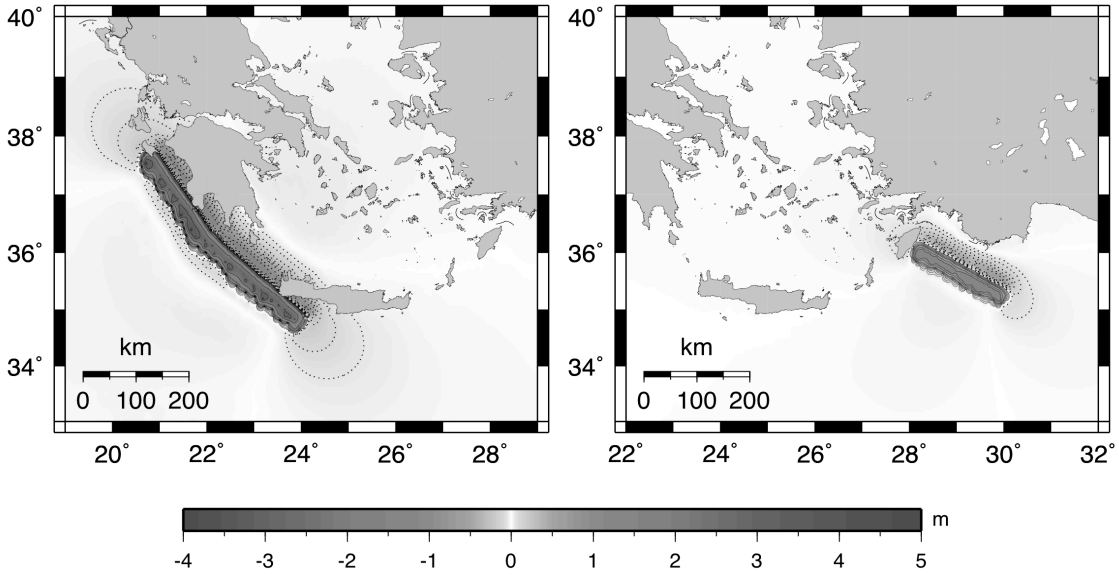

Figure 1.12. Initial conditions (coinciding with the vertical coseismic displacement of the seafloor) for two hypothetical earthquakes sources in the western and the eastern Hellenic Arc considered by Tinti *et al.* (2005).

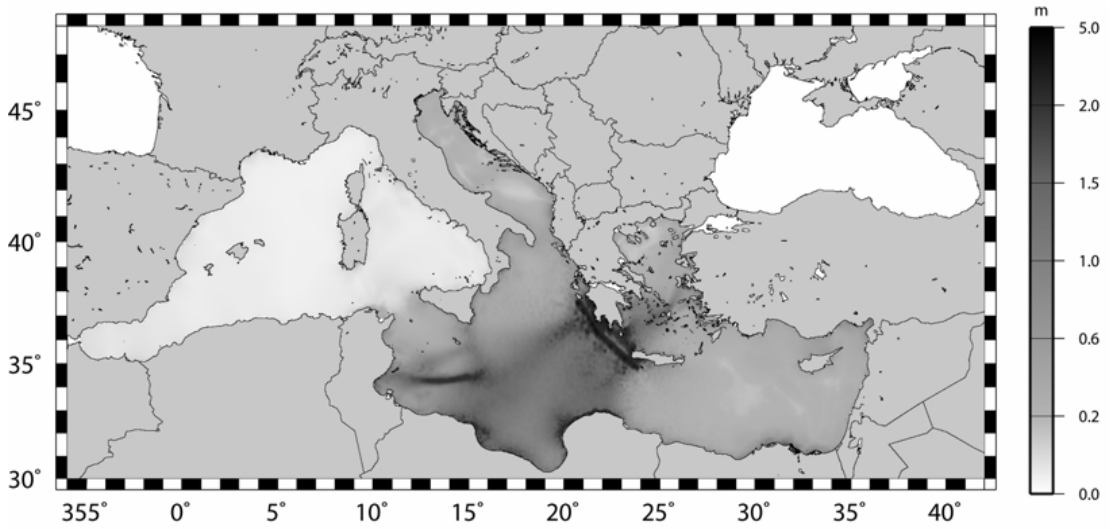

Figure 1.13. Extreme water elevation fields computed for the western Hellenic Arc Scenario by Tinti *et al.* (2005).

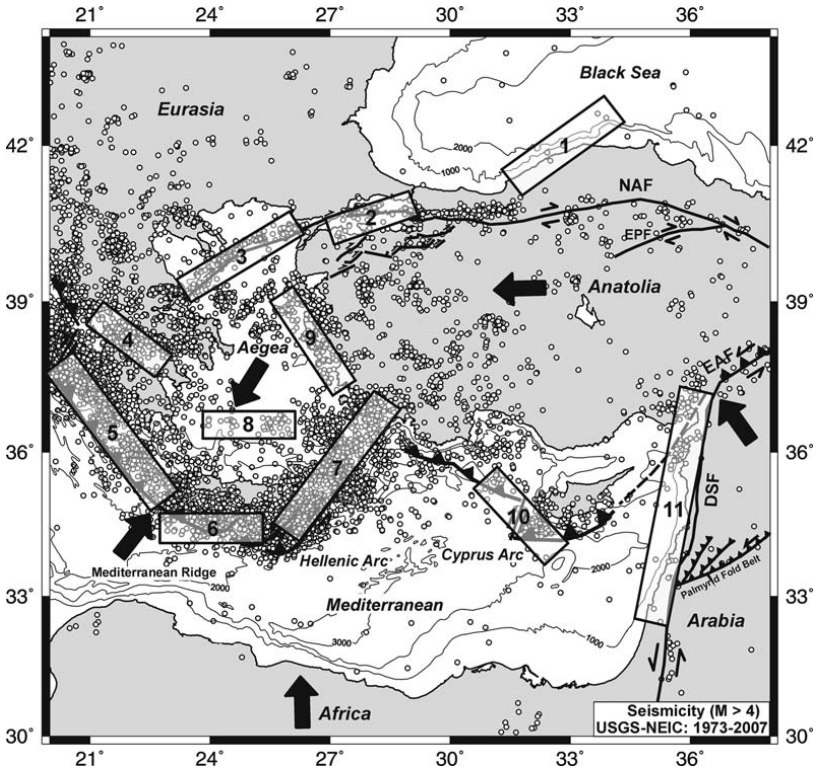

Figure 1.14. Sketch map of the known tsunamigenic zones in the Eastern Mediterranean Sea region provided by Yolsal *et al.* (2007). Rectangular boxes with numbers refer to the tsunamigenic zones in an around Turkey as the following: 1, Bartın–Amasra shelf, SW Black Sea; 2, Sea of Marmara; 3, North Aegean trough; 4, Gulf of Corinth; 5, western Hellenic arc; 6, south of Crete; 7, eastern Hellenic arc; 8, the Cyclades; 9, Seferihisar-Kuşadası, W Turkey; 10, SW of Cyprus arc; 11, Dead Sea Fault Zone and Levantine Sea. Large black arrows show relative motions of plates with respect to Eurasia (McClusky *et al.* 2000, 2003). Bathymetric contours are shown at 1000 m interval, and are from GEBCO (1997). Seismicity of the region reported by USGS–NEIC during 1973–2007 for M>4 is shown by small open circles (Yolsal *et al.*, 2007).

In their study, Lorito *et al.* (2008) selected three potential source zones located at short, intermediate and large distance from Southern Italy to study the impact of a large set of tsunamis resulting from earthquakes generated by major fault zones of the Mediterranean Sea. They argued that only a systematic identification of all possible sources along with their correlative tsunami scenarios is needed to deal with the uncertainties source-impact zones and there is a need for considering both distant and local sources.

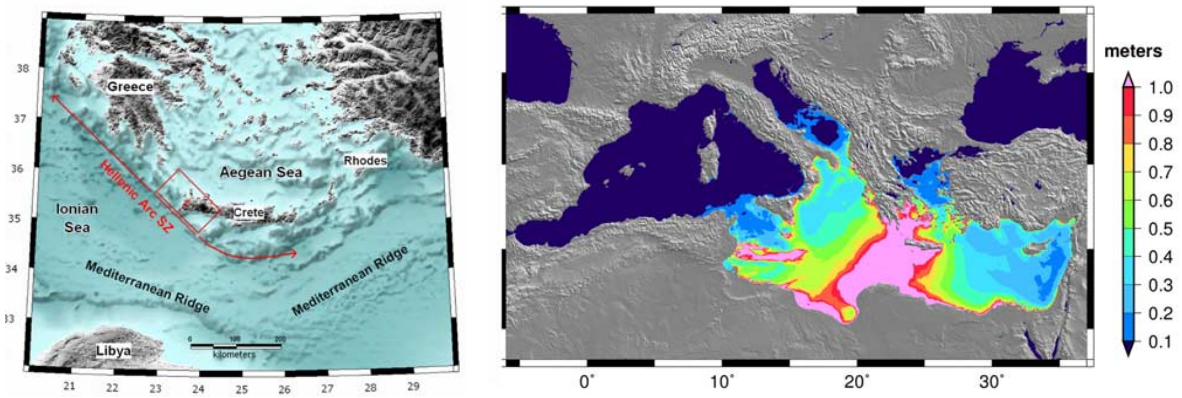

Figure 1.15. Western Hellenic Arc Source Zone (left) and corresponding map of the maximum wave height (right) for the tsunami generated by the selected typical fault (Lorito *et al.*, 2008).

Okal *et al.* (2009) conducted a study on the 1956 Amorgos earthquake based on a normal mechanism fault with a rupture area of 75 x 40 km derived from the systematic relocation of the main shock and 34 associated events expressing extensional tectonics in the Hellenic subduction zone back-arc. Also supported with eyewitness reports, they argued that the observed tsunami is incompatible with a seismic dislocation source only and demonstrated this through hydrodynamic simulations using both the dislocation and landslide source models. This conclusion has been somehow further supported by Beisel *et al.* (2009) based on the spectral analysis of the tide-gauge record in the port of Yafo (Israel), as the coseismic tsunami source failed to capture significant spectral energy components while simulations resulted in tsunami waves with their wave height close to that obtained from the record measured at Yafo. In fact, Beisel *et al.* (2009) succeeded to obtain harmonics with frequencies very close to those measured at the tide gauge station when landslide movement, triggered by the main shock and/or by the largest aftershock, is suggested as a source of these tsunami waves.

Basili *et al.* (2012) states that while tsunamis generated by Mw = 8 earthquakes affect the entire basin, the impact of tsunamis generated by Mw = 7 earthquakes should be expected to be strong at many localities and conclude that a set of scenarios with regard of the epistemic uncertainties in the parametric fault characterization in terms of geometry, kinematics, and assessment of activity rates should be considered in tsunami hazard analysis.

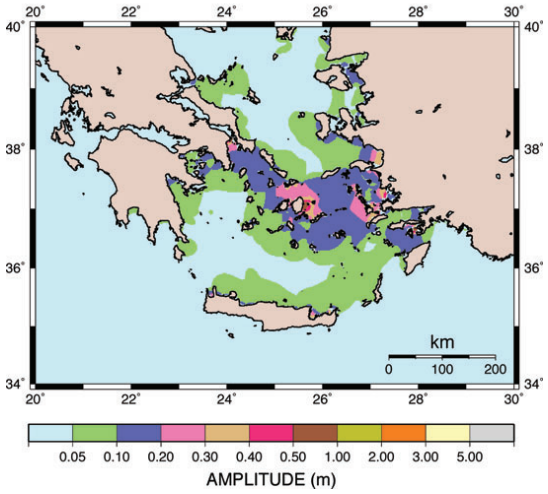

Figure 1.16. Distribution of the maximum tsunami wave height of 1956 Amorgos event as simulated by Okal *et al.* (2009).

Ebeling *et al.* (2012) reassessed four large (M~7) historical earthquakes occurring in various regions of the Hellenic Arc (on 6 October 1947, in the Peloponnesus; 9 February 1948, near Karpathos; and a couplet east of Rhodos on 24 and 25 April 1957), where the first two are associated with the damaging near-field tsunamis involving submarine slumping. A systematic assessment of the earthquake-generated tsunami hazard for the Rhodes Island in the SE Aegean Sea based on several hypothetical, credible, near-field 'worst case' scenarios associated with seismic events of magnitude 8.0 to 8.4 has been presented in Mitsouidis *et al.* (2012).

Sørensen *et al.* (2012) provided the first probabilistic estimate of earthquake-generated tsunami hazard for the entire Mediterranean Sea based on deterministic tsunami wave propagation scenarios corresponding to earthquake activity rates estimated from the observed seismicity. Their results indicated that while the highest hazard in the eastern Mediterranean is due to the earthquakes along the Hellenic Arc, in fact most of the Mediterranean coastline is prone to tsunami impact the probability of a tsunami wave exceeding 1 m somewhere in the Mediterranean in the next 30 years is close to 100% (Sørensen *et al.*, 2012). Their source model consists of 21 homogeneous zones chosen to be small enough to represent regions of relatively homogeneous earthquake activity while at the same time sufficiently large enough allowing to perform a stable statistical analysis for the source zone characteristics. However, the sizes of the zone areas they have

determined would not allow capturing the complexity of the seismo-tectonic setting presented in Figures 5.1. to 5.4. in my point of view.

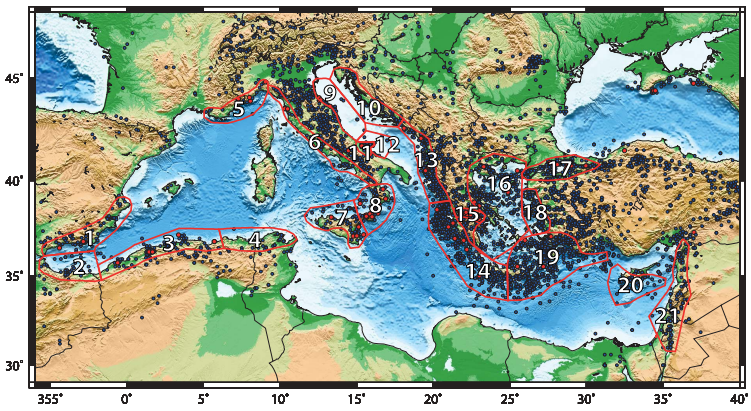

Figure 1.17. Zonation used for tsunami hazard assessment in Sørensen et al. (2012). Blue dots are earthquakes with M ≥ 5 from the European-Mediterranean Earthquake Catalogue (EMEC), and red dots are historical tsunami events (Tinti *et al.*, 2001).

Yolsal-Çevikbilen and Taymaz (2012) simulated numerically the major and well-known earthquake-induced Eastern Mediterranean tsunamis of 365, 1222, 1303, 1481, 1494, 1822 and 1948 and proposed several hypothetical tsunami scenarios to demonstrate the characteristics of tsunami waves, propagations and effects of coastal topography. While they argue that the Cyprus Island acts as a natural barrier for tsunami waves in case of the occurrence of earthquakes along the Hellenic, Cyprus Arc and Levantine Basin, they also emphasized the need for better geophysical, seismological and geological observations in the future for the improvement of the tsunami simulations.

In their PTHA study, Løvholt *et al.* (2014) argued that in the Hellenic Arc, at the southern parts of Peloponnese and Crete, the run-up height for a return period of 500 years might well exceed 10 meters.

A map of tsunamigenic zones in the Mediterranean region and its connected seas, including the Marmara Sea, the Black Sea and the SW Iberian Margin in the NE Atlantic Ocean, is provided in Papadopoulos *et al.* (2014) based on combined analysis of various sources such as historical documents, onshore and offshore geological signatures,

geomorphological imprints, observations from selected coastal archeological sites, as well as instrumental records, eyewitnesses accounts and pictorial material concerning both seismic and non-seismic origin with a variable tsunamigenic potential.

Various other studies such as Soloviev (1990), Ranguelov and Gospodinov (1995), Dotsenko and Konovalov (1996), Yalçıner *et al.* (2004), Papadopoulos *et al.* (2007), Pararas-Carayannis (2011), Mitsoudis *et al.*, 2012 provide information on the tsunamis observed and/or analyzed in Black Sea, Aegean Sea and Eastern Mediterranean . All of these studies, whether presented here or not (except Sørensen *et al.*, 2012), provide conclusions based on one or several selected earthquake triggered tsunami scenarios. In this study, I have attempted to go beyond all of theses previous studies by not only considering all of the possible tsunamigenic earthquake sources but also considering their possible magnitude ranges.

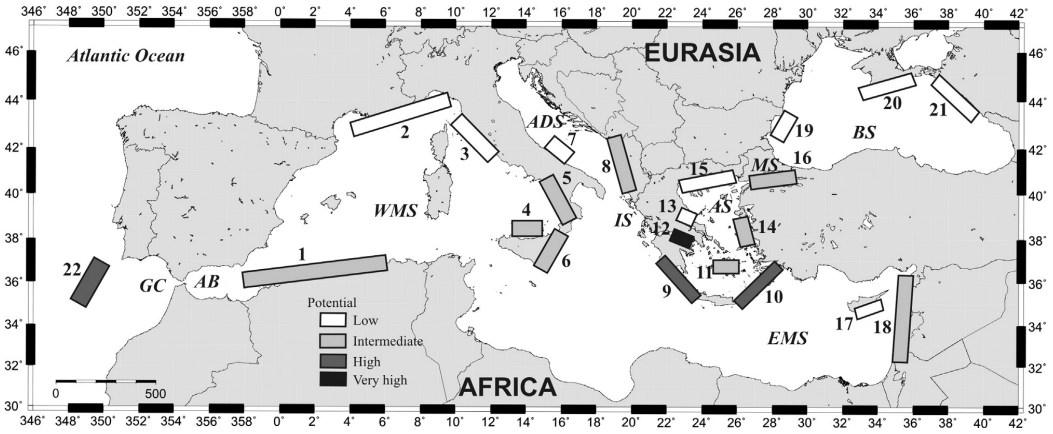

Figure 1.18: Tsunamigenic zones defined by Papadopoulos et al. (2014) from documentary sources and their relative tsunami potential classification: WMS = Western Mediterranean Sea, GC = Gulf of Cádiz, AB = Alboran Basin, EMS = Eastern Mediterranean Sea, AS = Aegean Sea, ADS = Adriatic Sea, MS = Marmara Sea, BS = Black Sea. Zonation key: 1 = East Alboran Sea/North Algerian Margin Sea, 2 = Liguria and Côte d'Azur, 3 = Tuscany, 4 = Aeolian islands, 5 = Tyrrhenian/Calabria, 6 = Eastern Sicily and Messina Straits, 7 = Gargano, 8 = East Adriatic Sea, 9 = West Hellenic Arc, 10 = East Hellenic Arc, 11 = Cyclades, 12 = Corinth Gulf, 13 = Maliakos Bay, 14 = East Aegean Sea, 15 = North Aegean Sea, 16 = Marmara Sea, 17 = Cyprus, 18 = Levantine Sea, 19 = Bulgaria, 20 = Crimea, 21 = East Black Sea, 22 = SW Iberia (Papadopoulos *et al.*, 2014).

2. REVIEW OF TECTONIC ORIGIN HISTORICAL TSUNAMIS IN THE EASTERN MEDITERRANEAN, AEGEAN AND BLACK SEAS

2.1. Introduction

The first starting point of any hazard assessment is the historical catalogs. This is perhaps both the strongest and weakest point of such study. It's the strongest point, since a well-documented historical event may directly inform us on the likelihood of such event occurring in our present day. In this sense, perhaps we could reverse the very famous quote by James Hutton as "The past is the key for present." On the other hand, events which lack detailed information and historical records do constitute a major problem in the reliability of such catalogs, since their interpretation and analysis by different experts is also a source of error subject to the abilities of researchers equipped with the ordinary deficiencies of the human nature.

Eastern Mediterranean and Aegean Seas, in particular, can be considered as a living natural laboratory in terms of associated scientific research, which is also supported by a relatively well-documented history thanks to the early civilizations blossomed in the region. The primary purpose of historical research in natural hazard related studies is in fact to derive an as accurate as possible picture of the region from the impact point of view. This picture, in one way, could be considered as a guide that connects the past to our present and provides indicators for the assessment of vulnerability due to natural hazards in our times.

There are various historical catalogs and relevant studies available in terms of tsunami hazard around the globe. Perhaps not surprisingly, in the case of the Eastern Mediterranean, Salamon *et al.* (2007) found that 65% of the referenced events are doubtful. As soon as I have decided to study on this topic, my instant reaction was to gather all available information and perform a cross-examination of the catalogs in order to identify their resemblances and deviations. To do that, I have exploited several reliable sources (Ambraseys, 1962 and 2009; Soloviev, 2000; Fokaefs and Papadopoulos, 2007; Altınok *et al.*, 2011, Papadopoulos *et al.*, 2012) by performing a cross-comparison of the

events in order to create a harmonized database for the study area, which is provided in Appendix A. During the course of my analysis, two monumental names of Tsunami Science have published a very good article on the critical comparison of the tsunami catalogs for the Eastern Mediterranean (Ambraseys and Synolakis, 2010). This was, however, very encouraging for me personally since all my conclusions were included in that study. In fact, Ambraseys and Synolakis (2010) also informs that three of the most comprehensive and authorative earthquake catalogs for events in the eastern Mediterranean region before 1500 consist of more than 30% spurious entries and for the same region, especially for the BC period, 75% of the entries in Sieberg (1932) and 70% in Ben-Menahem (1979) are false.

Hence, in this chapter, since the whole database has been provided as an Appendix, I will provide examples of unique and very interesting cases in chronological order and finalize the chapter with conclusion that are also mostly to be found in Ambraseys and Synolakis (2010). The locations of the events and tsunami and/or earthquake observations are shown through Figures 2.1-2.6, respectively.

It should be re-emphasized that, while the study area covers Eastern Mediterranean, Aegean and Black Seas, it excludes Marmara Sea and the western boundary of the study area has been set as 22° E.

2.2. Selected Contradictory Cases from the Historical Catalogs Reviewed

Despite being referenced as a possible tsunami event in earlier studies (Ambraseys, 1962; Soloviev *et al*., 2000), a recent publication by Ambraseys (2009) makes no reference to a tsunami for the event in 760 B.C. in Levantine Sea. This was the first example also in my own critical evaluation: even publications of scientific monuments should be dealt with great criticism. In other words, this single and simple case was the intriguing point to proceed with the aimed work and was a very good reminder of the need for well established and unbiased scientific questioning.

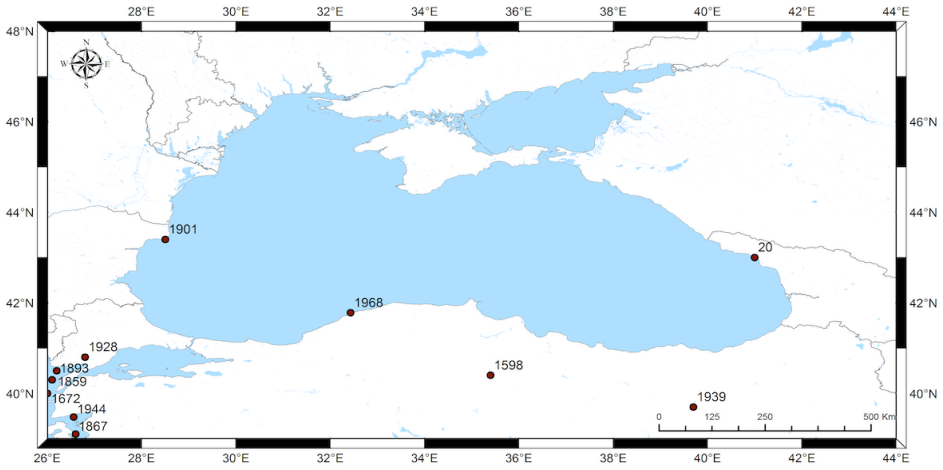

Figure 2.1. Tectonic origin tsunami events and their occurrence years in Black Sea included in the compiled database in this study.

Perhaps a more interesting case was the second, namely 590 B.C. event again in Levantine Sea. Again, despite being referenced as a possible tsunami by Soloviev *et al.* (2000) based on Ambraseys (1962), a recent publication by Ambraseys (2009) makes no reference to a tsunami and actually the corresponding information in Ambraseys (1962) also does not exist. Nevertheless, Altınok *et al.* (2011), most probably based on Soloviev *et al.* (2000), catalogs this event as a tsunami event at Tyre (Sur) and on the Lebanese coast.

The event in 525 B.C. in Levantine Sea has been referenced as a tsunami event (Soloviev, 2000) with references to Sieberg (1932) and Ambraseys (1962), despite the fact that the latter questions the lack of the authority quotation and indicates also that no mention of a seismic sea-wave by chroniclers describing the earthquake was provided (Ambraseys, 1962). Nevertheless, Altınok *et al.* (2011) catalogs this event as a tsunami event at Bisri (probably Sidon today) on the Lebanese coast.

The assumption of a tsunami in the Aegean Sea in 330 B.C. is associated with the disappearance of the Chrysi Island with the volcano of Moschylos as a result of an underground shock near the western shore of Limnos Island (Ambraseys, 1962; Soloviev, 2000). Nevertheless, Altınok *et al.* (2011) classifies this event as a strong tsunami.

A strong earthquake destroyed the lighthouse – statue of Colossus of Helius (one of the seven wonders of the world), the fortress and the landing pier in 227 B.C. in Rhodes. There is no evidence of a tsunami, however many ships were destroyed on the northern

shore of the islands of Rhodes and Tilos (Soloviev, 2000; Ambraseys 2009; Papadopoulos, 2011). However, Altınok *et al.* (2011) classifies this event as a tsunami, again referring to the destroyed ships.

During the 139 B.C. Levantine Sea event, the sea overflowed the shore between the cities of Akka (Acre) and Sur (Tyre) (Ambraseys, 1962; Soloviev, 2000; Ambraseys, 2009), and Silifke region in Turkey was affected by the tsunami (Altınok *et al.*, 2011). According to Strabo, a pile of fish was left among the dead bodies of Sarpedon's army, who was marching towards Ptolemais (Acre). Despite the fact that there is no evidence that this event was connected with an earthquake, Ambraseys criticizes modern writers associating both a seismic origin and a magnitude of 7.0 (Ambraseys, 2009).

The examples do get more and more interesting until modern times where an escape from the historical fact is merely not possible. The 92 B.C. event in Levantine Sea was criticized by Ambraseys (2009) arguing that this event was classified as a tsunami and/or earthquake event based on the missing references and/or sources. On the other hand, Altınok *et al.* (2011) reports that a tsunami hit Levantine coastal cities, mostly Syrian-Lebanese coast. This event is not listed in Soloviev (2000).

The 26 B.C. event in Pelisium is listed by Altınok (2011) as a tsunami event effecting Pelusium-Egypt (Tell el-Farama) and Paphos-Cyprus. However, Ambraseys (2009) criticizes this event (shown as 27 B.C. Thebes) strongly and claims that historical records have been misinterpreted. According to Ambraseys, the destruction has been reported by many authors, for which none of them attributes the destruction to an earthquake, except Strabo, which seems to be the source of this spurious event. This event is not listed in Soloviev (2000).

The event in 68 in Lycia is associated to a tsunami, where namely the sea retreated along the coast of Alexandria, Egypt and covered the coast of Lycia (Altınok and Ersoy 2000; Altınok *et al.*, 2011). Soloviev (2000) does not refer to this event and Ambraseys (2009) considers this event as unlikely.

In the case of Cyprus 76 event, there was a destructive earthquake and the shock was felt even in Antioch (Antakya) and caused considerable concern (Ambraseys, 2009). Both Soloviev (2000) and Ambraseys (2009) question the reliability of the tsunami associated to this event, but, on the other hand, they both agree that there was a tsunami, either from this

or from another event, which were seen mostly on the south-western, southern and south-eastern coasts of the island, namely Kition (Kityon, Larnaca), Paphos and Salamis. Altınok *et al.* (2011) is, however, certain on this association.

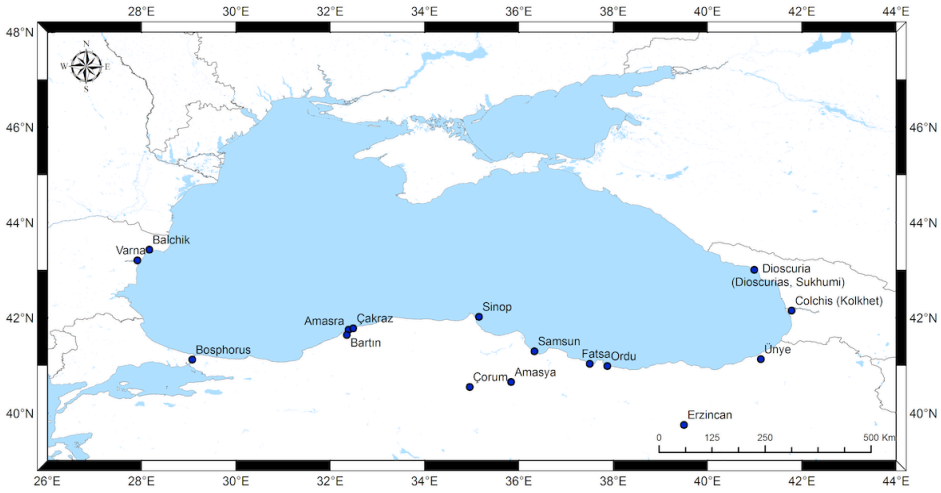

Figure 2.2. Locations in Black Sea with reference to the tectonic origin tsunami events occurred in the past.

Altınok *et al.* (2011) associates a tsunami to the 115 Antioch (Antakya) earthquake generated on the Cyprian Arc fault system, triggering also a possible landslide, where tsunami waves hit Caesaria (Caesarea), the Lebanese coast and Yavne. There is no information on this event in Soloviev (2000), and even though the effects of the earthquake in and around Antioch have been described in great detail by Ambraseys (2009), there is no reference of whatsoever to a tsunami associated.

One special case is useful in terms of appreciation of self-criticism and scientific growth. According to Soloviev (2000), a series of strong earthquakes occurred in Asia Minor and on the island of Rhodes in 262 and the sea flooded many cities, possibly due to a tsunami. Altınok *et al.* (2011) reaffirms this event, whereas according to Ambraseys (2009) this is an earthquake in Libya destroying Cyrene. Ambraseys even accuses modern writers by adding Asia Minor and a seismic sea wave to this event, whereas Ambraseys (1962) himself had included this event as a tsunami.

The city of Paphos was completely destroyed by the Cyprus earthquake in 342 (Soloviev, 2000). This event is reported by Altınok *et al.* (2011) as a tsunami event with high reliability, where tsunami waves were observed on the SW, S and SE shores of

Cyprus and in the Bay of Famagusta. Modern catalogers' (Oberhummer 1903, Guidoboni 1989) reading of the Greek text results in an associated seismic wave, whereas Ambraseys (1962, 2009) claims that his reading of this text does not imply the occurrence of a seismic wave.

Both Soloviev (2000) and Altınok *et al.* (2011) reports that a tsunami was observed on the Arwad Island, the Syrian coast and in Beirut in the 348 Levantine Sea earthquake, for which the former refers to Ambraseys (1962), where it has been commented as not being reported by the contemporary writers. It is interesting to note that Altınok *et al.* (2011) includes also Soloviev (2000) in their study and the other primary reference to tsunami (Sbeinati *et al.*, 2005) refers only to Sieberg (1932) among four references used with a question mark following the tsunami. Ambraseys (2009) reports on an earthquake in Beirut with no association to a tsunami.

Concerning the 362 Dead Sea case, Soloviev (2000) reports a tsunami event with reference to Ambraseys (1962) among other, where the latter clearly informs the reader that no authority is quoted and chronographers of the time who describe the earthquake do not mention a seismic sea-wave. This case, among some others, is perhaps a very simple and efficient proof of the need for cross-examining historical catalogs.

A destructive sea wave flooded the coast of Thrace in Black Sea in 544, inundating Varna and Balchik, advancing 6 km inland (Ambraseys, 2009; Altınok *et al.*, 2011). Many people were drowned by the waves along the Bosphorus shores (Altınok *et al.*, 2011). There is no reliable reference for the associated earthquake despite the fact that Guidoboni (1994) associates this event to a seismic sea wave (Ambraseys, 2009) but the event is not reported in Soloviev (2000). Papadopoulos *et al.* (2011) classifies this event as a definite tsunami.

The 551 Lebanon-Syria event occurred as two successive earthquakes and a seismic sea wave following the first one. The shocks even caused landslides (Ambraseys, 2009). In Bitrys (Botrys, Batroun) Mt. Lithoprosopon (Theoprosopon) broke off and fell into the sea forming a new harbour. The sea retreated for a mile and then was restored to its original bed after leaving many ships destroyed. Tsunami waves destroyed many houses (Altınok *et al.*, 2011). Soloviev (2000) reports in addition on an event at the same time in the Strait of Euobea (Eastern Greece), where he concludes that the descriptions of these two events are

related to the same event. Ambraseys (1962) reports on an event in the Malian Gulf (approximately 50 km NW of the Euobean Gulf), whereas he makes no reference to that event in his 2009 publication in terms of tsunami. It could be very well that this and the previous event in Kos could all be the same event.



Figure 2.3. Tectonic origin tsunami events and their occurrence years in Aegean Sea included in the compiled database in this study.

The event in Kos, occurred on 15 August 554, was even felt as far as Constantinople (Istanbul), Mesopotamia, and Alexandria. Many houses, temples, city walls were destroyed and many people were killed. Aftershocks lasted for 40 days (Soloviev, 2000). The event caused tsunami where all the buildings near shore in the Island of Kos were engulfed (Altınok *et al.*, 2011). According to Ambraseys (2009), however, this is a duplicate of the 551 A.D. event in Kos (see above), thus spurious.

In 746, Tsunami was observed in the Levantine Sea in Lebanon and Egypt after a destructive earthquake in Syria, where ships near the coast were lost (Soloviev, 2000). The sea boiled, overflowed and destroyed most of the cities and villages along the coast. Heavy liquefaction was observed with a landslide at Mt. Tabor (Altınok *et al.*, 2011). Ambraseys (2009), however, criticized the reports on this event, based on his observation that

considerable confusion surrounds the dating of earthquakes in the Middle East during the middle of the 8th century and the associated phenomena may not be event specific.

The strong earthquake occurred on the coast of Antioch (Antakya) to Akko (Akka, Acre) in January 860 in Levantine Sea caused large rockfalls and landslides, where in the region of Samandağ, the sea receded and then flooded the coast (Soloviev, 2000). According to Altınok *et al.* (2011), the tsunami source is the partial sinking of Mt. Casius into the sea. Ambraseys (2009) reports on the event but with no reference to a tsunami.

Another event is reported by Altınok *et al.* (2011) as occurred on 5 April 991 where tsunami was observed in Syria. Ambraseys (2009) reports on the event but with no reference to a tsunami.

Concerning the 1050 Island of Thera (Santorini) event, Soloviev (2000) reports on a small tsunami caused by the underwater eruption of the Santorini volcano, referencing Ambraseys (1962), where the latter informs the reader that the date 1050 is a possible misprint for 1650. Indeed, Ambraseys (2009) does not refer to this event.

The event occurred on 18 March 1068 in Levantine Sea resulted in killing 25.000 people in Ramallah. Tsunami was observed in Holon, Ashdod and Yavne. The sea retreated from the coast of Palestine, and many people were killed after the tidal wave arrived when they were rushed to gather fish left on the dry ground (Soloviev, 2000; Altınok *et al.*, 2011). According to Ambraseys (2009), there may be two earthquakes separated by two months, based on his conclusion that a single earthquake in the region of the Dead Sea fault zone is unlikely to produce damage effects such as those portrayed in the historical sources. According to Ambraseys (2009), the withdrawal of the sea may have happened in Gulf of Aqaba after the first earthquake in March 1068. Ambraseys (2009) also claims that the number of lost lives is greatly exaggerated, since correspondence between leader of the Jewish communities in Ramla and Jerusalem appears to include no references to a major calamity in the 1060s.

Another earthquake occurred on 20 November 1114 in Antioch (Antakya) affected Ceyhan, Antakya, Maraş and Samandağ, resulted in landslide and tsunami in Palestine according to Altınok *et al.* (2011). According to Ambraseys (2009), the information on tsunami should be regarded as spurious.



Figure 2.4. Locations in Aegean Sea with reference to the tectonic origin tsunami events occurred in the past.

A large earthquake occurred on 29 December 1408 in the Western Syria region and tsunami in Latakia was observed, where tsunami threw boats onto the shore. Strong tsunami was observed also along Syrian coast (Altınok *et al.*, 2011). Ambraseys (2009) argues that the tsunami associated with this earthquake is actually connected with an event in 1408 occurred in the Gulf of Corinth, due to an error introduced by Perrey (1850), whose source clearly states that Greece (not Syria) was the area worst affected. This event is not reported in Soloviev (2000).

A destructive earthquake occurred in Palestine in 1534. There was a report in Jaffa on a tsunami wave (Soloviev, 2000) referencing it to Sieberg (1932) and Ambraseys (1962), where the latter informs the reader that this information is not found in contemporary writers. This event is not included in Ambraseys (2009) and Altınok *et al.* (2011).

The earthquake in Crete occurred on 26 November 1595 caused damage in Heraklion (Heracleon, Candia). The exceptionally severe storms and high seas which followed the

earthquake flooded Heraklion and Chania without damage. Three galleys and other vessels moored in the harbour of Suda (Souda) sank (Ambraseys, 2009). This event is not reported in Soloviev (2000). Papadopoulos (2011) provides detailed information on this event, where he also informs that "some boats coming from Rhodes, more than 50 miles in the open sea were very close to sunk…", apparently describing a hearty seaquake than a tsunami.

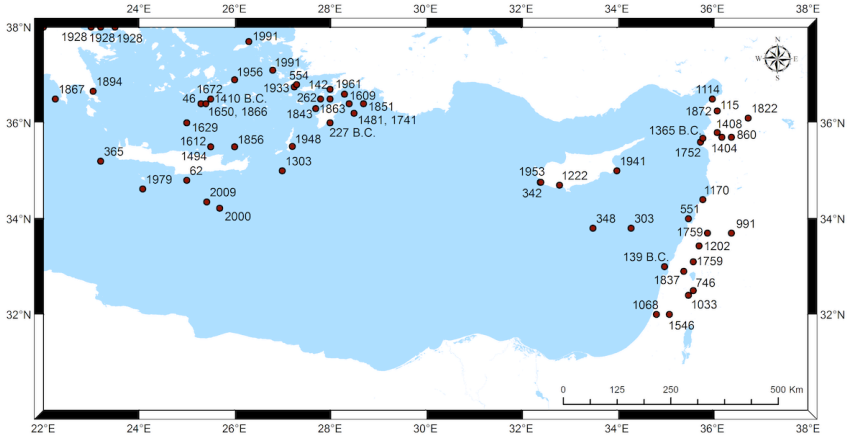

Figure 2.5. Tectonic origin tsunami events and their occurrence years in Eastern Mediterranean included in the compiled database in this study.

A very interesting case is the 1612 Crete event. A destructive earthquake took place on 8 November, including Heracleon. Many sailing vessels were either thrown ashore, or sunk (Soloviev, 2000; Altınok *et al.*, 2011). According to Ambraseys (2009), however, the primary information regarding a destructive earthquake in Heracleon is related in the Parisian journal Mercure Français immediately after a record of the German earthquake of 8 or 9 November. Also, Venetian archives from Heracleon (Candia), which tend to keep careful records of events that cause damage to military and public buildings make no mention of an earthquake in this period. Ambraseys claims further that the information received by the correspondent of the Mercure Français was on the destruction of Lefkas on 2 October 1611, and was erroneously located to Heracleon (Ambraseys, 2009). There is no reference to a tsunami associated to this event in Ambraseys (2009). According to Ambraseys (2009), this is a spurious event, despite the fact that he makes no reference to his earlier study (Ambraseys, 1962), which lists this event as a tsunami. Papadopoulos (2011) provides useful insight to the associated debate, but with no clear conclusion. This event has also been criticized by Ambraseys and Synolakis (2010).

Soloviev (2000) reports on a large earthquake occurred in the middle of April 1672 in the Aegean Sea causing great damage to the Island of Tenedos (Bozcaada), where some houses disappeared in waves. Ambraseys (2009) reports that on the Island Bozcaada (Tenedos), almost all houses and the Venetian fort and church were destroyed. In Altınok *et al.* (2011) this is the only event in the Aegean Sea in 1672 and they report on some houses disappearing in waves in Bozcaada (Tenedos) and according to them no tsunami was observed on the Island of Kos but the Island has sunk. It is quite possible that Altınok *et al.* (2011) failed to differentiate two events (this and the previous one reported), since there is no way that both the Islands of Kos and Tenedos, approximately 400 km apart from each other, may have been effected at a comparable level by the same earthquake, unless the magnitude of the earthquake is considerable higher and the epicenter is located in the southern part of the Biga peninsula, which in fact would necessitate considerable damage along the Aegean coast on the Asia Minor and Islands in the eastern part of the Aegean Sea.

One further interesting case is the earthquake occurred on 21 July 1752 on the shore of Syria, after which harbour constructions suffered possibly from the tsunami. Extensive damage was observed in Latakia. The number of victims was estimated around 20,000 (Soloviev, 2000; Altınok *et al.*, 2011). Ambraseys claims that this is a spurious event originating from Seyfart, who reports a felt earthquake in Tripoli, Lebanon, on 21 July 1752. This is a misreading part of a report in Gazette de France of 19 August 1752, which, on the basis of a report from Rome, records an earthquake in the similar-sounding Tivoli, in Italy, on 21 July 1752 (Ambraseys, 2009).

The event occurred on 25 November 1759 in Bekaa-Syria is a result of faulting along the Bekaa valley causing landslides near Mukhtara and Deir Marjrjos (Deir Mar Georges) with a tsunami in Akka (Altınok *et al.*, 2011). This event is not reported in Soloviev (2000) or Ambraseys (2009) and the single reference for that event is Ambraseys and Barazanghi (1989), where it has been reported that seismic sea wave flooded Acre (Akka, Akko) and the docks at Tripoli with no apparent damage and a seismic wave associated with the earthquake was noted as far south as the Nile Delta, where the sea was discolored for many days without causing again any damage. Nevertheless, it is interesting to note that Ambraseys (2009) does not report on a tsunami for this event.

A destructive earthquake took place on 13 August 1822 in Levantine Sea, the largest to occur at the junction of the Dead Sea fault zone with the East Anatolian fault during the last five centuries, in particular in Antiochia (Antakya), where two thirds of the towns were destroyed and thousands of the inhabitants were killed. Tsunami was observed in Beirut, Iskenderun and on the Island of Cyprus (Soloviev, 2000; Altınok *et al.*, 2011). Ambraseys (2009), however, argues that there is no evidence that this event was associated with a seismic wave in the Eastern Mediterranean or with an abnormal fluctuation of sea level. In fact, authors associating this event to a tsunami rely only on one source (Karnik, 1971).

Last but not least, two successive destructive earthquakes occurred in the Island of Chios on 3 April 1881 resulted in sea wave based on the interpretation of fresh sand spots in the wall of a garden (Soloviev, 2000). Altınok *et al.* (2011) indicated that aftershocks created waves on the sea surface. Ambraseys (2009) argues, however, that near the fortress of Hora beach sands liquefied and water was ejected from cracks in the ground to a height of 1 m. He also adds that just offshore from the southern end of the fortress, the sea floor sank into the sea by more than 60 cm, presumably as the result of slumping of the seabed. Ambraseys (2009) concludes that there is no evidence that the shocks were associated with a seismic wave and the presence of the wet sand some distance from the shore was due to a local liquefaction of the ground. This event is also included in Ambraseys and Synolakis (2010).

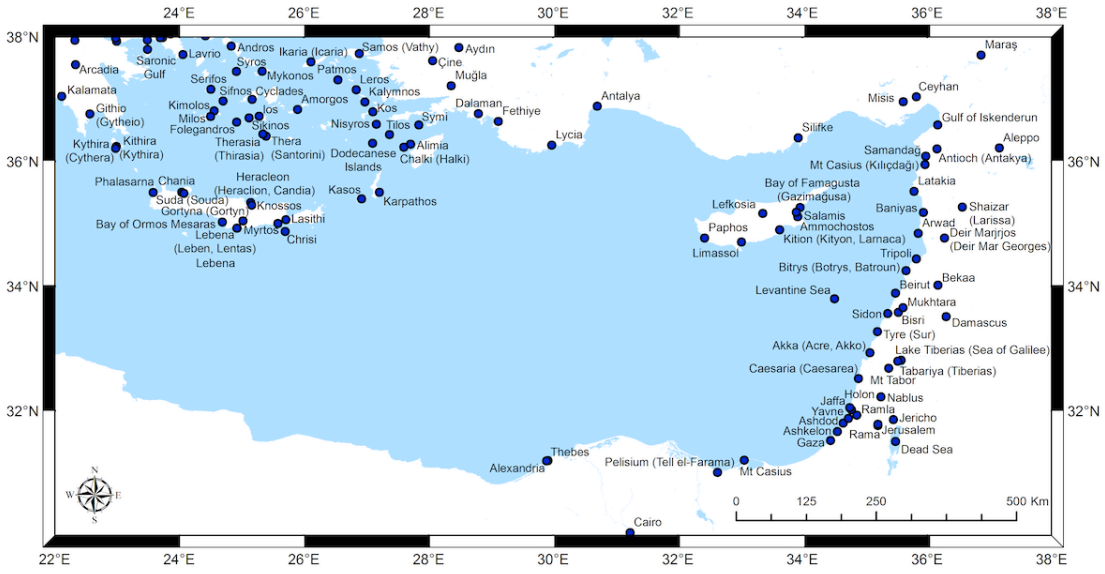

Figure 2.6. Locations in Eastern Mediterranean with reference to the tectonic origin tsunami events occurred in the past.

Table 2.1. Cross-examination of the events from the selected catalogs.

No	Date	Location	Soloviev (2000)	Ambraseys (2009)	Altinok et al. (2011)	Other Sources	Event Class	Contradiction between catalogues
1	1410 BC	Island of Thera	o		o		D	
2	1365 BC	Aegean Sea	o				U	
3	1365 BC	Syria			o		Q	
4	1300 BC	Ionian and Aegean Seas	o		o		Q	
5	760 BC	Levantian Sea	o				Q	yes
6	590 BC	Levantian Sea	o		o		Q	yes
7	525 BC	Levantian Sea	o		o		U	yes
8	479 BC	Aegean Sea	o	o			D	
9	426 BC	Aegean Sea	o	o			D	
10	373 BC	Ionian Sea	o	o			D	
11	330 BC	Aegean Sea	o	o	o		D	yes
12	229 BC	Larymna		o			Q	
13	227 BC	Rhodes	o	o	o	o	Q	yes
14	198 BC	Island of Thera	o	o		o	Q	
15	139 BC	Levantian Sea	o	o	o	o	P	yes
16	92 BC	Levantian Sea		o	o	o	Q	yes
17	26 BC	Pelisium		o	o		Q	yes
18	20 BC	Pelisium		o			Q	
19	<1	Arcadia		o			Q	
20	20	Colchis			o		Q	
21	46	Island of Thera	o	o	o		D	
22	62	Crete	o	o	o		Q	
23	68	Lycia		o	o		Q	yes
24	76	Cyprus	o	o	o		P	yes
25	79	Lesbos		o			Q	
26	115	Antioch		o	o	o	Q	yes
27	142	Rhodes	o	o	o		D	
28	262	South-West of Asia Minor	o	o	o		Q	yes
29	303	Sidon		o	o	o	Q	
30	342	Cyprus	o	o	o		Q	yes
31	348	Levantian Sea	o	o	o		Q	yes
32	362	Dead Sea	o	o			U	yes
33	365	Eastern Mediterranean	o	o			D	
34	426	Aegean Sea - Gulf of Euboea	o				Q	
35	541	Alexandria		o			Q	
36	544	Black Sea		o	o		Q	yes
37	551	Cos		o			Q	
38	551	Lebanon,Syria	o	o	o	o	P	yes
39	551	Strait of Euboea	o	o			P	
40	554	Kos	o	o	o	o	Q	yes
41	746	Levantian Sea		o	o	o	Q	yes
42	803	Gulf of Iskenderun		o	o		Q	
43	860	Levantian Sea	o	o	o		P	yes
44	881	Palestine-Egypt	o	o			Q	
45	991	Syria		o	o		Q	yes
46	1033	Palestine	o	o	o		P	
47	1036	Cilicia		o	o		Q	
48	1050	Island of Thera	o				U	yes
49	1068	Levantian Sea	o	o	o	o	P	yes
50	1114	Antioch		o	o		Q	yes
51	1170	Shaizar		o	o		U	
52	1202	Levantian Sea	o	o	o	o	D	
53	1202	Cyprus		o	o		D	
54	1303	Eastern Mediterranean	o	o	o	o	D	
55	1389	Aegean Sea - Island of Chios	o	o	o		D	
56	1403	Aegean Sea	o		o		D	
57	1404	Syria		o	o		Q	yes
58	1408	Western Syria		o	o	o	Q	yes
59	1481	Rhodes	o	o	o	o	D	
60	1481	Rhodes		o			Q	
61	1489	Antalya			o		Q	yes
62	1494	Crete	o	o	o		P	
63	1534	Levantian Sea	o			o	U	yes
64	1546	Levantian Sea	o	o	o		D	
65	1577	Cyprus		o			Q	
66	1585	Mt Athos (Northern Greece)		o			Q	
67	1595	Crete	o	o			Q	yes
68	1598	Amasya		o	o		P	
69	1609	Rhodes	o	o	o	o	P	
70	1612	Crete	o	o	o		Q	yes
71	1629	Crimea				o	P	
72	1629	Crete	o	o			P	
73	1650	Aegean Sea	o	o	o		D	
74	1650	Azov Sea				o	P	

Table 2.1 (cont'd): Cross-examination of the events from the selected catalogs.

No	Date	Location	Soloviev (2000)	Ambraseys (2009)	Altinok et al. (2011)	Other Sources	Event Class	Contradiction between catalogues
75	1667	Aegean Sea	o	o	o		U	
76	1672	Aegean Sea	o	o			P	
77	1672	Aegean Sea	o	o	o		Q	yes
78	1688	Aegean Sea	o	o	o		Q	
79	1733	Aegean Sea		o			Q	
80	1741	Rhodes	o	o	o	o	D	
81	1743	Antalya		o			Q	
82	1752	Levantian Sea	o	o	o	o	U	yes
83	1759	Levantian Sea	o	o	o	o	D	
84	1759	Bekaa-Syria			o	o	U	yes
85	1772	Foça		o	o		P	
86	1818	Athens	o	o			Q	
87	1822	Levantian Sea	o	o	o		Q	yes
88	1837	Palestine and Syria		o	o	o	Q	yes
89	1838	Odesa				o	P	
90	1843	Dodecanese Islands	o		o		Q	
91	1846	Aegean Sea	o		o		U	
92	1851	Fethiye	o	o	o	o	D	
93	1851	Fethiye	o	o	o		Q	
94	1851	Fethiye	o		o		Q	
95	1852	Izmir	o	o	o		P	
96	1852	Izmir	o	o	o		Q	yes
97	1853	Aegean Sea	o	o			D	
98	1856	Crete	o	o		o	Q	yes
99	1856	Chios	o	o	o		D	yes
100	1859	Gulf of Saros	o	o	o		U	
101	1863	Hellenic Arc	o	o		o	U	
102	1866	Island of Chios	o	o	o		U	
103	1866	Island of Thera	o	o	o		Q	yes
104	1866	Island of Chios	o		o		U	yes
105	1866	Island of Kithira	o	o			U	yes
106	1867	Island of Lesvos	o	o	o		P	yes
107	1867	Island of Kithira	o	o			D	
108	1870	Hellenic Arc	o	o		o	P	
109	1872	Antakya		o	o	o	D	
110	1881	Island of Chios	o	o	o		Q	yes
111	1893	Aegean Sea	o	o	o		D	
112	1894	Aegean Sea	o	o			D	
113	1901	Bulgaria		n/a	o		D	
114	1902	Aegean Sea	o	n/a			D	
115	1927	South Crimea				o	D	
116	1928	Aegean Sea	o	n/a			P	
117	1928	Aegean Sea	o	n/a			P	
118	1928	Aegean Sea	o	n/a			D	
119	1928	Aegean Sea	o	n/a			P	
120	1928	Aegean Sea	o	n/a			P	
121	1928	Aegean Sea	o	n/a			P	
122	1929	Aegean Sea	o	n/a			Q	
123	1932	Aegean Sea	o	n/a			D	
124	1933	Island of Kos	o	n/a	o		U	yes
125	1939	Fatsa		n/a	o		D	
126	1941	Cyprus		n/a	o	o	D	
127	1944	Gulf of Edremit		n/a	o		D	
128	1948	Dodecanese Islands	o	n/a	o	o	D	
129	1949	Island of Chios	o	n/a	o		D	
130	1953	Cyprus	o	n/a	o		P	
131	1956	Aegean Sea	o	n/a	o	o	D	
132	1956	Aegean Sea	o	n/a			P	
133	1959	Aegean Sea	o	n/a			P	
134	1961	Izmir	o	n/a	o		Q	
135	1961	Aegean Sea	o	n/a			P	
136	1968	Aegean Sea	o	n/a	o		D	
137	1968	Bartın-Amasra		n/a	o		D	
138	1979	Crete	o	n/a			Q	
139	1983	Island of Limnos	o	n/a	o		P	
140	1991	Aegean Sea	o	n/a	o		Q	
141	1991	Island of Leros	o	n/a			P	
142	2000	Crete	n/a	n/a		o	D	
143	2002	Rhodes				o	D	
144	2009	Crete	n/a	n/a		o	D	
145	2104	Northern Aegean	n/a	n/a	n/a	o	D	

3. TSUNAMI MODELING

3.1. The Main Parameters and Secondary Effects of a Seismotectonic Source of a Tsunami

The Physical Processes at the Source of a Tsunami of Seismotectonic Origin has been discussed in various sources (Okal 1988; Geist, 2002; Okal and Synokalis, 2008; Levin and Nosov, 2009). Here, I refer mainly to Levin and Nosov (2009). There are three stages of the tsunami phenomenon related to the existence of essential differences in the physical processes controlling. These are the generation of the tsunami wave, its propagation in the open ocean and its interaction with and amplification at the coast. Even though the phenomena is a 3D process, application of complete three-dimensional (3D-Navier Stokes based) Equations for describing concrete tsunamis is irrational and not easily feasible concerning the present-day status of the development of computational technologies. The feasible approach is, thus, to describe certain stages of this evolutionary process as a combination of inter-related complex models.

In case of a tsunamigenic earthquake, part of the seismic source energy is transmitted via the water column to various wave motions. Both physical processes at the earthquake and tsunami source are therefore complementary to each other. An earthquake is the abrupt release of strain accumulated in the Earth's crust, characterized by the seismic moment resulting from the relatively slow motion of lithosphere plates (Kanamori and Brodsky; 2004) and the source of an earthquake can be represented as a displacement that occurs owing to a fault along one or several planes. Some seismic events (e.g. Sanriku, 1896, the Aleutian earthquake, 1946) caused tsunamis with higher intenstities than what could have been anticipated. Kanamori (1972) named such earthquakes as 'tsunami earthquakes' and related them to the unusually slow development of the earthquake source process. Such a case is characterized by a low emission efficiency of the high-frequency component of seismic waves, which is negligible for the process of tsunami generation.

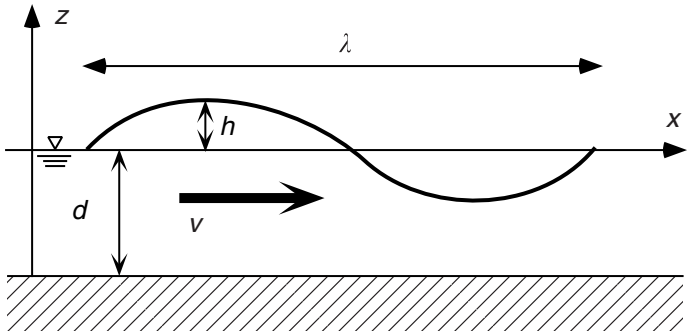

Figure 3.1. Coordinate system and important parameters for hydrodynamic computations of tsunamis as shown in Satake (2002). D: oceanic depth, h: tsunami height, λ: tsunami wavelength; v: propagation velocity in the direction shown with the arrow.

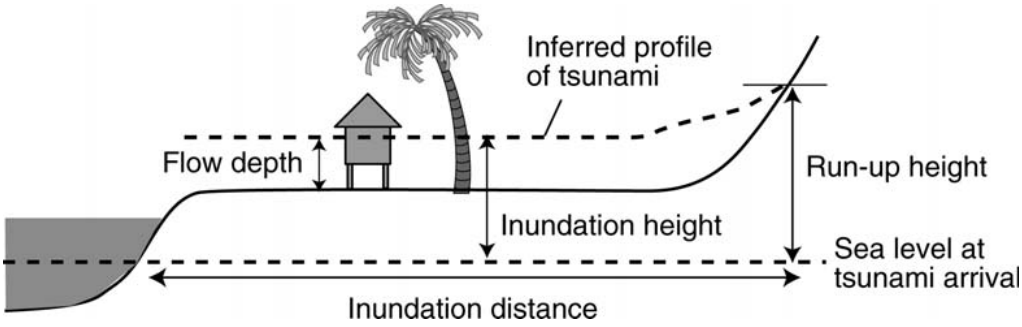

Figure 3.2. Definition of tsunami height on land as shown in Satake (2007).

Figure 3.3 presents the relationship between the tsunami intensity (Soloviev–Imamura scale; $I=0.5+\log_2 H_{av}$, where H_{av} is the average wave height along the nearest coast) and the earthquake magnitude for the Pacific region constructed by means of the Pacific tsunami database, which clearly illustrates the complex relationship between tsunamis and earthquakes. The intensity of a tsunami may depend on many parameters besides earthquake depth, shape and orientation of the fault area, rupture duration, ocean depth, etc. From this it could be easily concluded that the investigation of tsunami generation is related not only to resolution of the hydrodynamic part of the problem, but also to the accurate determination of the earthquake source. The only easy conclusion from the relationship could be that earthquakes of higher magnitudes are generally accompanied by tsunamis of higher intensities. The figure clearly illustrates that formation of practically all significant tsunamis ($I > 2$) was due to earthquakes of magnitudes $Mw > 7$.

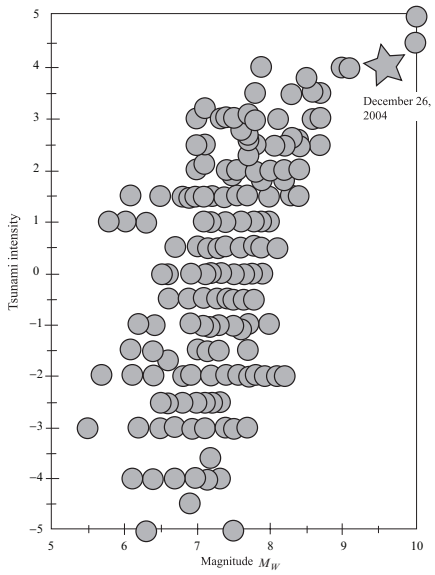

Figure 3.3. Mw – Tsunami Intensity relation (left) according to Soloviev–Imamura scale (Levin and Nosov, 2009).

The description of the generation process is not straightforward concerning the tsunami of a seismic origin. An earthquake is described as a sudden occurrence of deformations at the ocean bottom (in case of a tsunamigenic earthquake), where actually the duration of the process at the source may amount to a minute and more. The residual deformations of the bottom are deduced from the parameters of the earthquake source followed by the assumption that the displacement of the bottom is simultaneously accompanied by formation at the surface of the ocean of a perturbation almost replicating a shape fully similar to the residual deformations of the ocean bottom. The initial tsunami is then the perturbation of the water surface, which could be then applied as the initial condition in the problem of tsunami propagation. From the physical point of view, indeed it would be not correct to transfer the sea-floor deformations up to the surface directly. In the case of a long deformation process of the sea-floor when a long wave has time to propagate over a noticeable distance, in comparison with the horizontal dimension of the source, elevation of the surface will never coincide with the residual displacements of the sea-floor. This effect could be taken into account within the framework of the long-wave theory. If the duration of the deformation is small on the other hand, then the motion of the water layer must be described within the framework of the theory of a compressible liquid. In such a case, the theory of long waves is inapplicable. The non-linear effects will play an additional role in the case of a sudden sea-floor displacement.

Assume that an earthquake resulting in area S ($\sqrt{S} \gg H$) of the sea-floor being displaced vertically with a constant velocity by a quantity η_0 during a time interval τ. According to the theory of an incompressible liquid, the water layer immediately above the moving part of the sea-floor acquires a vertical velocity $\eta_0\tau^{-1}$, and, consequently, the kinetic energy will be

$$W_k = \frac{\rho S H \eta_0^2}{2\tau^2} \tag{3.1}$$

This displacement results in a perturbation forming on the water surface identical to the deformation of the sea-floor containing the potential energy

$$Wp = \frac{\rho S g \eta_0^2}{2} \tag{3.2}$$

The kinetic energy involved in the process described above has a fixed value, but disappears without leaving a trace but immediately after its completion. This paradox is resolved if the condition $Wp \gg Wk$ is applied; however, in reality the kinetic energy may not only be comparable to the potential energy, but even significantly exceed it. From the formulae given above we can see that

$$\left(\frac{Wk}{Wp}\right) = \left(\frac{\tau_0^2}{\tau^2}\right) \tag{3.3}$$

where $\tau_0 = (H/g)^{1/2}$ is the propagation time of a long gravitational wave over a distance equal to the depth of the ocean. In many cases $\tau < \tau_0$, and consequently $Wk > Wp$. An accurate resolution of this paradox is possible within the framework of the theory of compressible liquids.

A clear idea of the characteristic values of the main parameters defining the problem is necessary for an adequate mathematical description of the processes occurring when waves are generated. The depth of the ocean in area of a tsunami source may vary from several kilometers to zero (when the area of the sea-floor deformation extends onto the land), whereas the horizontal size of the tsunami source usually amounts to tens and even

hundreds of kilometers. The empirical dependence that relates the mean radius R_{TS} [km] of the tsunami source and the earthquake magnitude M is given as

$$\lg R_{TS} = (0.50\pm0.07)M-(2.1\pm0.6) \quad (3.4)$$

In reality the tsunami sources do not exhibit a circular but a more complex shape. The source of a tsunami of seismic origin can be defined as the area, within which an earthquake has resulted in residual deformations of the sea-floor.

The displacement amplitude ξ_0 [m] of the oceanic surface at the source is another essential parameter characterizing tsunami generation by an earthquake, which approximately follows the vertical residual deformations of the ocean bottom. The relationship of the displacement amplitude and magnitude is given in Levin and Nosov (2009) as the following

$$\lg\xi_0 = (0.8\pm0.1)M - (5.6\pm1.0) \quad (3.5)$$

as derived by Dotsenko and Soloviev (1990) for magnitudes within the range of $6.7 < M < 8.5$ by analysis of the wave field at the source, reconstructed from measurements at the coast. The estimates for intervals correspond to an 80% probability and the last formula seems to yield overestimated values of residual displacements in the case of large magnitudes. For instance, the catastrophic tsunamigenic earthquake occurred on December 26, 2004 with Mw = 9.3 exhibited maximal vertical residual displacements of 8.6 m for the elevation area and of 3.8 m for the depression area (Grilli *et al.,* 2007).

The duration of processes at the tsunami source is also an important parameter of the phenomenon. In addition to the the timescale $\tau_0 = (H/g)^{1/2}$ introduced earlier, there also exists the propagation time of a long gravitational wave over a distance, equal to the horizontal extension of the source, $T_{TS} = R_{TS}(gH)^{-1/2}$. The order of the tsunami wave period depends precisely on the quantity T_{TS}. The propagation time of a hydroacoustic wave along the source can also be introduced as $T_S = R_{TS}/c$, where c is the speed of sound in water. The maximum period of normal elastic oscillations of a water layer, $T_0 = 4H/c$, is also related to hydroacoustic waves.

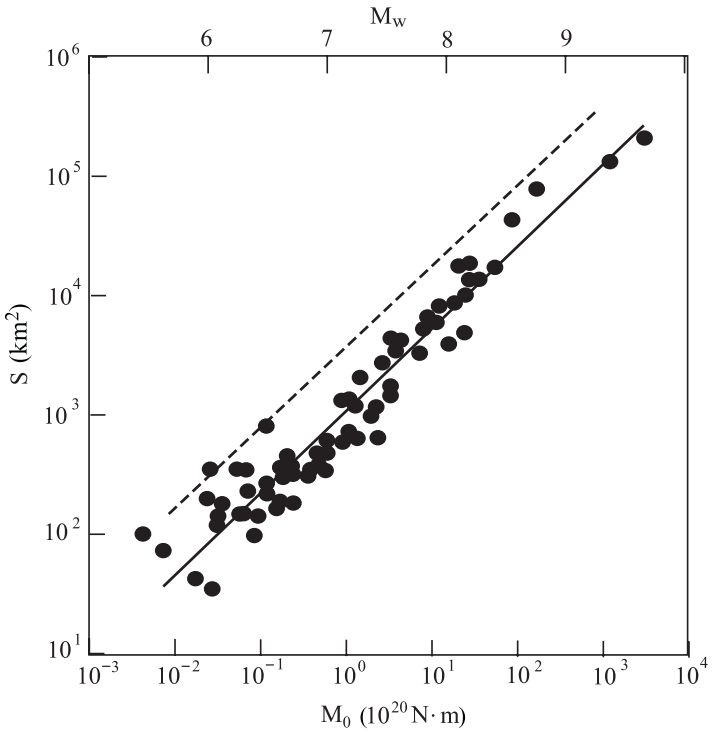

Figure 3.4. The area of the fault at the source of the earthquake (solidline) versus the seismic moment adapted from Kanamori and Brodsky (2004). The dotted line represents an estimation of the area of the tsunami source in accordance with formula given in Eq.3.6. (Levin and Nosov; 2009).

The earthquake rupture duration (T_{EQ}) is the ultimate parameter to consider. It's important to recall that the deformation of the sea-floor does not proceed simultaneously over the entire area of the tsunami source, but propagates horizontally following the fault that forms at the earthquake source. Therefore, the duration of the sea-floor deformation at a certain point may turn out to be significantly shorter than the quantity T_{EQ}. A temporal characteristic termed 'half duration' is presented in the Harvard seismic catalogue which corresponds to half the duration of the process at an earthquake source, defined as T_{hd} [s]

$$\lg T_{hd} = (0.42\pm0.02)Mw - (1.99\pm0.14) \qquad (3.6)$$

based on the analysis of all the earthquakes of magnitude Mw > 7,presented in the Harward catalogue for the period between January 1976 and March 2005 (370 events) Levin and Nosov; 2009). Figure 3.5 demonstrates the relation between the above temporal scales and the earthquake magnitude.

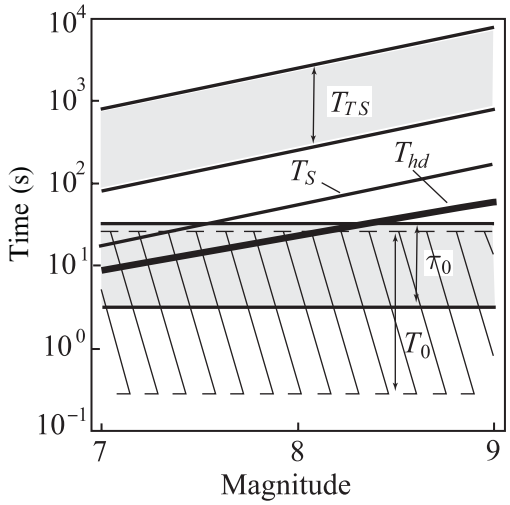

Figure 3.5. Timescales of a tsunami source as functions of the earthquake magnitude. T_{TS} is the tsunami period, T_{hd} is the duration of the process at the earthquake source (the "half duration"), T_S is the propagation time of the hydroacoustic wave along the tsunami source, T_0 is the maximal period of normal elastic oscillations of the water layer, τ_0 is the time scale for gravitational waves. The ranges correspond to the interval of oceanic depths, 102–104 m (Levin and Nosov, 2009).

From the figure it can be seen that the duration of processes at the earthquake source, T_{hd}, is significantly inferior to the period of the tsunami wave, T_{TS}, that lies within the range 102–104 s. This allows the derivation of the conclusion that the generation of waves is generally a relatively rapid process. The quantity τ_0 (within the considered range of magnitudes) is always smaller than the period of the tsunami wave, T_{TS}. From this perspective, a tsunami can be considered a long wave with certain restrictions such as in the case of small-size sources phase dispersion is certain to be manifested.

T_S, on the other hand, always lies between the quantities T_{TS} and T_{hd} which reflects the fact that the speed of hydroacoustic waves is always superior to the speed of long waves, but inferior to the speed of the rupture initiation. T_0 and T_{hd} have very close values, so that effective excitation of elastic oscillations of the water layer is possible at the tsunami source.

Levin and Nosov (2009) describes in detail the secondary effects of a seismotectonic source of a Tsunami. The setting of the boundary conditions on hard surfaces in hydrodynamic problems require distinguishing between the normal and tangential components of the flow velocity of the liquid. In the problem of tsunami generation such a hard surface is represented by the ocean bottom, which in the case of an earthquake can undergo motion both in its own plane, and in a perpendicular direction; tangential and normal displacements. The ocean bottom has a complex structure, therefore the normal is constructed in a averaged plane. Levin and Nosov show that for the excitation of motions in a water layer, normal displacements of the ocean bottom are essentially more effective than tangential ones. The vertical motion of water particles has no effect on the pressure distribution due to the fact that the curvature of trajectories of water particles is relatively small except for oceanic propagation of a tsunami. This allows the assumption for the approximation that the pressure is hydrostatic. Tsunami waves travel outwards in all directions from the source area, with the direction of the main energy propagation generally being orthogonal to the direction of the earthquake rupture zone, at various speeds depending on the depth of water propagated. Near shorelines, the tsunami-wave speed slows to just a few tens of kilometres per hour, but the height of the waves increases to tens of metres. For the propagation of tsunami waves in shallow water, the horizontal eddy turbulence can be negligible compared with bottom friction except for the run-up on land. Therefore, it can be assumed that horizontal velocities of water particles are vertically uniform.

The overall assumption is that the vertical acceleration of water particles is neglected compared to the gravitational acceleration, i.e., the water mass from the ocean bottom to the surface moves uniformly in horizontal direction. In addition, wave theory supposing that a wave travels as a package of energy through the water column is dealt by the tsunami wavelength, wave height and water depth. Tsunami waves are called shallow water waves simply because the wavelength of the tsunami wave is much greater than the water depth. Basically, tsunami wave speeds depend upon the water depth, and consequently the waves undergo accelerations or decelerations in passing respectively over an ocean bottom of increasing or decreasing depth (Bryant 1991, 2001). It is reported that non-linear convection terms of shallow water wave Equations can be neglected when water depths are greater than approximately D = 50 m (Shuto 1991; Satake 1995; Geist 2002).

However, non-linear and dispersion effects become important and may not be neglected, and therefore improved grids of bathymetry and Boussinesq type Equations to eliminate the vertical coordinate from the flow Equations while retaining some of the influences of the vertical structure of the flow under water waves, will be necessary in tsunami wave simulations.

3.2. Numerical Tsunami Models Used in this Thesis

There are many numerical models available for the analysis of the tsunami wave propagation. Most commonly used numerical models are are COMCOT (Liu et al, 1994; 1998), TUNAMI-N2 (Imamura, 1996), MOST (Titov and Synolakis, 1998) NAMI DANCE (Yalçıner *et al.*, 2001; Zaitsev *et al.*, 2008) and SWAN-JRC (Annunziato, 2007), which solve non-linear shallow water Equations (NSWE) with finite difference method (Özer, 2012). Some other numerical models making use of finite-volume methods, such as HyFlux2, GeoClaw, and HySea are also being developed recently (Franchello and Krausmann, 2008; Zamora et al, 2014; Berger *et al.*, 2011; Macías *et al.*, 2014; Özer, 2012)

3.2.1. Shallow Water Theory

The Shallow Water Theory or alias Long Wave Theory is derived from the Navier-Stokes Equations, which are governed to predict the motion of all fluids (Vreugdenhil, 1994). This theory is widely used in tsunami numerical calculations according to some assumptions. In this theory, the vertical component of water particle acceleration is negligible compared to the gravitational acceleration, which means that the vertical motion of water particles does not contribute to the pressure distribution, thus, the pressure is said to be hydrostatic. Based on the present approximations and assumptions, the Equations for conservation of mass and momentum in two-dimensional unsteady solution are as follows:

$$\frac{1}{h+\eta}\frac{\delta\eta}{\delta t}+\frac{\delta u}{\delta x}+\frac{\delta v}{\delta y}=0 \tag{3.7}$$

$$\frac{\delta u}{\delta t} + u\frac{\delta u}{\delta x} + v\frac{\delta u}{\delta y} + \frac{1}{\rho}\frac{\delta p}{\delta x} + \frac{1}{\rho}\left(\frac{\delta \tau_{xx}}{\delta x} + \frac{\delta \tau_{xy}}{\delta y}\right) = 0 \tag{3.8}$$

$$\frac{\delta v}{\delta t} + u\frac{\delta v}{\delta x} + v\frac{\delta v}{\delta y} + \frac{1}{\rho}\frac{\delta p}{\delta y} + \frac{1}{\rho}\left(\frac{\delta \tau_{xy}}{\delta x} + \frac{\delta \tau_{yy}}{\delta y}\right) = 0 \tag{3.9}$$

$$g + \frac{1}{\rho}\frac{\delta p}{\delta z} = 0 \tag{3.10}$$

where x, y and z are the axes of Cartesian coordinate system that z is in vertical direction, t is time, η is water surface elevation above still water level up to free surface, u and v are the depth averaged velocities of water particles in x and y directions, τ_{ij} is the shear stress in i direction on the j normal plane, g is gravitational acceleration, p pressure and ρ is the water density.

The tsunami motion is calculated by solving Equations (3.7), (3.8), (3.9) and (3.10) numerically by applying proper boundary conditions. The following are the dynamic and kinematic boundary conditions at the sea surface:

$$p = 0 \text{ at } z = \eta \tag{3.11}$$

$$w = \frac{\delta \eta}{\delta t} + u\frac{\delta \eta}{\delta x} + v\frac{\delta \eta}{\delta y} \quad \text{at } z = \eta \tag{3.12}$$

The kinematic boundary condition at the impermeable sea bottom is given as

$$w = -u\frac{\delta h}{\delta x} - v\frac{\delta h}{\delta y} \quad \text{at } z = -h \tag{3.13}$$

where w is the depth averaged velocities of water particles in z direction. As a result of boundary condition at the free surface and the assumption of hydrostatic pressure, the equation of momentum in z-direction is derived as in the following:

$$p = \rho g(\eta - z) \tag{3.14}$$

After applying Leibnitz Rule and using boundary conditions at the sea surface and bottom (Vreugdenhil, 1994), the two-dimensional Shallow Water Equations become

$$\frac{\delta \eta}{\delta t} + \frac{\delta M}{\delta x} + \frac{\delta N}{\delta y} = 0 \tag{3.15}$$

$$\frac{\delta M}{\delta t} + \frac{\delta}{\delta x}\left(\frac{M^2}{D}\right) + \frac{\delta}{\delta y}\left(\frac{MN}{D}\right) + gD\frac{\delta \eta}{\delta x} + \frac{\tau_x}{\rho} = A\left(\frac{\delta^2 M}{\delta x^2} + \frac{\delta^2 M}{\delta y^2}\right) \tag{3.16}$$

$$\frac{\delta N}{\delta t} + \frac{\delta}{\delta x}\left(\frac{MN}{D}\right) + \frac{\delta}{\delta y}\left(\frac{N^2}{D}\right) + gD\frac{\delta \eta}{\delta y} + \frac{\tau_y}{\rho} = A\left(\frac{\delta^2 N}{\delta x^2} + \frac{\delta^2 N}{\delta y^2}\right) \tag{3.17}$$

where D is the total water depth alias flow depth described by $D=h+\eta$, τ_x and τ_y are the bottom shear stresses in x- and y- directions, A is the eddy viscosity which is assumed to be constant in space, and M and N are the discharge fluxes in the x- and y- directions. The solutions of Eq. (3.15) – (3.17) are more stable comparing to Eq. 3.7 to 3.9, where the numerical scheme of tsunami calculations in NAMI DANCE is also based on. The control or limitation of velocity is carried out by limiting of discharge fluxes. They are defined by

$$M = \int_{-h}^{\eta} u dz = u(h + \eta) = uD \tag{3.18}$$

$$N = \int_{-h}^{\eta} v dz = v(h + \eta) = vD \tag{3.19}$$

where u and v are the depth average velocities in x and y directions. The shear stress terms are generally defined for the uniform flow with bottom friction as

$$\frac{\tau_x}{\rho} = \frac{1}{2g}\frac{f}{D^2} M\sqrt{M^2 + N^2} \tag{3.20}$$

$$\frac{\tau_y}{\rho} = \frac{1}{2g}\frac{f}{D^2} N\sqrt{M^2+N^2} \tag{3.21}$$

where f is the friction coefficient. Manning's roughness n is preferable to dealing with the value of friction coefficient f in most of the engineering problems. Manning's coefficient n is expressed as follows:

$$n = \sqrt{\frac{fD^{1/3}}{2g}} \tag{3.22}$$

The calculations performed in Chapter 4 of this Thesis have been performed with the Manning's roughness coefficient of 0.025. When substituded in (3.20) and in (3.21), the shear stress terms become

$$\frac{\tau_x}{\rho} = \frac{n^2}{D^{7/3}} M\sqrt{M^2+N^2} \tag{3.23}$$

$$\frac{\tau_y}{\rho} = \frac{n^2}{D^{7/3}} N\sqrt{M^2+N^2} \tag{3.24}$$

3.2.2. Shallow Water Equations

According to the shallow water theory for the propagation of tsunamis, the horizontal eddy viscosity can be neglected since its effect can be ignored comparing with that of the bottom friction. Therefore, after substituting Eq. (3.23) and (3.24) with Eq. (3.15), (3.16) and (3.17) and neglecting the horizontal eddy viscosity, the following Equations, named as Non-Linear Shallow water Equations (NLSW), are the fundamental Equations in the calculation of tsunami propagation and inundation in NAMI DANCE.

$$\frac{\delta\eta}{\delta t} + \frac{\delta M}{\delta x} + \frac{\delta N}{\delta y} = 0 \tag{3.25}$$

$$\frac{\delta M}{\delta t} + \frac{\delta}{\delta x}\left(\frac{M^2}{D}\right) + \frac{\delta}{\delta y}\left(\frac{MN}{D}\right) + gD\frac{\delta\eta}{\delta x} + \frac{n^2}{D^{7/3}} M\sqrt{M^2+N^2} = 0 \tag{3.26}$$

$$\frac{\delta M}{\delta t}+\frac{\delta}{\delta x}\left(\frac{MN}{D}\right)+\frac{\delta}{\delta y}\left(\frac{N^2}{D}\right)+gD\frac{\delta \eta}{\delta y}+\frac{n^2}{D^{7/3}}N\sqrt{M^2+N^2}=0 \tag{3.27}$$

The governing Equations for tsunami propagation and coastal amplification are not limited with the Eq. (3.25), (3.26) and (3.27). The dispersion, linearity and coordinate systems obtain these Equations in different forms. By omitting the non-linear terms in the previous Equations, the Linear Shallow Water Equations are obtained. NAMI DANCE can use these Equations in deep sea propagation up to the water depth of 50m, when the simulation area is so large i.e. in an entire ocean basin. These LSWE are therefore expressed as in the following:

$$\frac{\delta \eta}{\delta t}+\frac{\delta M}{\delta x}+\frac{\delta N}{\delta y}=0 \tag{3.28}$$

$$\frac{\delta M}{\delta t}+gD\frac{\delta \eta}{\delta x}=0 \tag{3.29}$$

$$\frac{\delta N}{\delta t}+gD\frac{\delta \eta}{\delta y}=0 \tag{3.30}$$

It should be noted that both Linear and Non-Linear SWE are non-dispersive. If we include the dispersion terms in Eq. (3.26) and (3.27) in Chapter 3, Non-Linear Dispersive Shallow Water Equations known as the Boussinesq Model are obtained (Peregrine, 1972), as the following:

$$\frac{\delta \eta}{\delta t}+\frac{\delta M}{\delta x}+\frac{\delta N}{\delta y}=0 \tag{3.31}$$

$$\frac{\delta M}{\delta t}+\frac{\delta}{\delta x}\left(\frac{M^2}{D}\right)+\frac{\delta}{\delta y}\left(\frac{MN}{D}\right)+gD\frac{\delta \eta}{\delta x}+\frac{\tau_x}{\rho}=\frac{\delta \psi}{\delta x} \tag{3.32}$$

$$\frac{\delta N}{\delta t}+\frac{\delta}{\delta x}\left(\frac{MN}{D}\right)+\frac{\delta}{\delta y}\left(\frac{N^2}{D}\right)+gD\frac{\delta \eta}{\delta y}+\frac{\tau_y}{\rho}=\frac{\delta \psi}{\delta y} \tag{3.33}$$

where

$$\psi=\frac{h^2}{3}\left(\frac{\delta^2 u}{\delta x \delta t}+\frac{\delta^2 v}{\delta y \delta t}\right) \tag{3.34}$$

The dispersion term may be important when the wave amplifies near the shore and also when the waves propagate very long distances in the ocean.

The previous given NSWE are derived in Cartesian coordinate system. For far-field tsunamis, it is more reliable to formulate the governing Equations in spherical coordinates. When the tsunami propagation distance is longer, Coriolis force which triggers the effect caused by the rotation of the Earth and the inertia of the mass experiencing the effect may be important and affect wave height values and arrival time of first wave. Therefore, the NSWE are governed in spherical coordinate system expressed as:

$$\frac{\delta \eta}{\delta t}+\frac{1}{R\cos\phi}\left[\frac{\delta M}{\delta \lambda}+\frac{\delta(N\cos\phi)}{\delta \phi}\right]=0 \tag{3.35}$$

$$\begin{aligned}&\frac{\delta M}{\delta t}+\frac{1}{R\cos\phi}\frac{\delta}{\delta\lambda}\left(\frac{M^2}{D}\right)+\frac{1}{R}\frac{\delta}{\delta\phi}\left(\frac{MN}{D}\right)+\frac{gd}{R\cos\phi}\frac{\delta\eta}{\delta\lambda}+\frac{\tau_\lambda}{\rho}=\\&\frac{gd}{R\cos\phi}\frac{\delta h}{\delta\lambda}+(2\omega\sin\phi)N+\frac{1}{R\cos\phi}\frac{\delta d\omega}{\delta\lambda}\end{aligned} \tag{3.36}$$

$$\begin{aligned}&\frac{\delta N}{\delta t}+\frac{1}{R\cos\phi}\frac{\delta}{\delta\lambda}\left(\frac{MN}{D}\right)+\frac{1}{R}\frac{\delta}{\delta\phi}\left(\frac{N^2}{D}\right)+\frac{gd}{R\cos\phi}\frac{\delta\eta}{\delta\lambda}+\frac{\tau_\phi}{\rho}=\\&\frac{gd}{R}\frac{\delta h}{\delta\phi}-(2\omega\sin\phi)M+\frac{1}{R}\frac{\delta d\psi}{\delta\phi}\end{aligned} \tag{3.37}$$

where R is the radius of earth taken as 6378.137km and ω is the angular velocity of the earth taken as 7.27x10-3 rad/s.

3.2.3. NAMI DANCE

NAMI DANCE is an improved version of TUNAMI-N2 (Imamura *et al*., 2001*)*, which was originally written for the Tsunami Inundation Modeling Exchange (TIME) program under the umbrella of UNESCO (Goto *et al.*, 1997; Shuto *et al.*, 1990; Imamura, 1989) in Disaster Control Research Center, Tohoku University in Sendai, Japan. Subsequently, the code was modified, improved and registered in USA granting copyright to Professors Imamura, Yalçıner and Synolakis in 2000 (Yalçıner *et al.*, 2001; Yalçıner et al, 2002; Yalçıner *et al.*, 2003; Yalçıner *et al.*, 2004; Kurkin *et al.*, 2003; Zahibo *et al.*, 2003; Zaitsev *et al.*, 2002; Yalçıner and Pelinovsky, 2007; Özer, 2012). The program has been applied to several tsunami events and used in more than 10 institutes worldwide (Zaitsev et al, 2008; Özer *et al.*, 2008, 2011; Yalçıner *et al.*, 2010, 2012; Özer, 2012).

TUNAMI-N2 (Imamura *et al*., 2001*)* solves the tsunami motion by using explicit numerical solution of shallow water wave Equations with finite-difference technique and leap frog scheme that provides stable solution and shortens the computation time in reasonable error limits. The model develops the initial wave based on Okada (1985) calculations for co-seismic tsunamis. The user can control the shape of initial wave and dynamic inputs of the wave at a specified location in the study domain. The model is developed with FORTRAN language and can be used in Windows operating system with Visual Studio interface (Özer, 2012). The numerical simulation model NAMI DANCE, used in the sensitivity analysis as a part of this study, is a computational tool developed in collaboration with Ocean Engineering Research Center, Middle East Technical University, Turkey and Institute of Applied Physics, Russian Academy of Science, and Special Research Bureau for Automation of Marine Researches, Far Eastern Branch of Russian Academy of Sciences, Russia by the scientists Andrey Zaytsev, Ahmet Yalçıner, Anton Chernov, Efim Pelinovsky and Andrey Kurkin, particularly for tsunami simulation and visualization (NAMI DANCE, 2011; Özer, 2012). It is developed by C++ programming language by following the staggered leap frog scheme numerical solution procedures based on the calculation principals of TUNAMI-N2 (Imamura *et al*., 2001; Özer, 2012). The

added modules of NAMI DANCE made it an improved form of TUNAMI N2 (Imamura *et al*., 2001*)* while providing direct simulations in nested domains with selective coordinate system (Cartesian and spherical) and with selective equation type (as linear or non-linear), and efficient visualization in multiprocessor environment. NAMI DANCE calculates the principal tsunami hydrodynamic parameters, namely water surface elevation, current velocities and theirs directions, flow depth and Froude number in selected output time intervals throughout the study domain. In addition to TUNAMI-N2 (Imamura *et al*., 2001*)*, the model creates the initial wave by using not only tsunamigenic rupture parameters of earthquake but also user defined dimensions and shapes of the initial water surface disturbance. The model can make the calculations using either static source inputted as an initial wave or dynamic source (time history of water surface fluctuation) inputted from an arbitrary location. The initial tsunami source can also be inputted as water surface elevation and discharge fluxes in x and y directions throughout the domain. NAMI DANCE has been used in the sensitivity analysis presented in Chapter 4 of this Thesis.

NAMI DANCE solves the NSWE and calculates the tsunami motion by using finite difference technique with staggered-leap frog scheme. Let us first consider linear one-dimensional long wave equation without bottom frictions:

$$\frac{\delta\eta}{\delta t} + \frac{\delta M}{\delta x} = 0 \tag{3.38}$$

$$\frac{\delta M}{\delta t} + gD\frac{\delta\eta}{\delta x} = 0 \tag{3.39}$$

Finite difference method is used to solve Eq. (3.38) and (3.39), which is based on the Taylor expansion series including a specified grid interval dt. The forward difference scheme can be obtained from Taylor Expansion series as

$$\frac{\delta\eta(x,t)}{\delta t} = \frac{\eta(x,t+dt) - \eta(x,t)}{dt} + O(dt) \tag{3.40}$$

where O(dt) is the truncation error in the order of dt. If dt is replaced by dt/2 and –dt/2, then the scheme is obtained by the central-difference method including the second order of truncation error as shown below:

$$\frac{\delta\eta(x,t)}{\delta t} = \frac{\eta(x,t+\frac{dt}{2}) - \eta(x,t-\frac{dt}{2})}{dt} + O(dt^2) \tag{3.41}$$

The second order truncation error is smaller and neglected although it is more realistic to use than the first order one in the calculations. Therefore, the central difference method is used in the numerical scheme for further calculations.

The leap frog scheme is used in the computation technique in order to have more accurate results by increasing the calculation points and decreasing the truncation error.

Figure 3.6 shows the locations in space and time where the water elevation η and the fluxes M and N are calculated. Water elevation η is not calculated at the same grid with the fluxes M and N both in space and time. In order to increase the accuracy, NAMI DANCE calculates the fluxes M and N in the half-time and half-space while water elevation η is calculated in one-time and one-space. The flow depth D is also calculated at the same place and time with η.

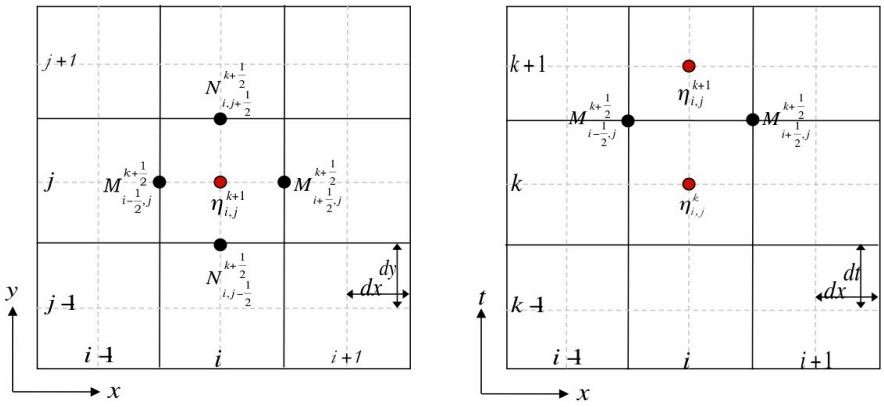

Figure 3.6. The schematic view of staggered leag-frog scheme in time and space domain (Özer, 2012).

Hence, the expression of Eq. (3.38) and (3.39) by applying central difference method can be given as

$$\frac{1}{dt}\left(n_i^{k+1}-n_i^k\right)+\frac{1}{dx}\left(M_{i+\frac{1}{2}}^{k+\frac{1}{2}}-M_{i-\frac{1}{2}}^{k+\frac{1}{2}}\right)+O(dx^2)=0 \tag{3.42}$$

$$\frac{1}{dt}\left(M_{i+\frac{1}{2}}^{k+\frac{1}{2}}-M_{i+\frac{1}{2}}^{k-\frac{1}{2}}\right)+g\frac{(D_{i+1}^k+D_i^k)}{2}\frac{1}{dx}(n_{i+1}^k-n_i^k)+O(dx^2)=0 \tag{3.43}$$

where dx is grid size in x direction, dt is the time step, I and j are the increments in x and y directions, and k is the increment in time. It should be noted that since staggered leap-frog scheme is applied in the central difference method, the expressions η(x,t) and M(x,t)are not represented at the same grid location. The notation η(x,t) indicates η_i^k while the notation M(x,t) represents $M_{i+\frac{1}{2}}^{k+\frac{1}{2}}$. Finally, the numerical scheme for the flow depth D is as follows:

$$D_i^k=\eta_i^k+h_i^k \tag{3.44}$$

NAMI DANCE assumes no motion in the time k-1 as the water elevation and fluxes in the sea are described by the following equation:

$$n_{i,j}^{k-1}=M_{i+\frac{1}{2},j}^{k-\frac{1}{2}}=N_{i,j+\frac{1}{2}}^{k-\frac{1}{2}}=0 \tag{3.45}$$

The initial condition for water elevation is changed when the waves are inundated on the land. The initial water elevation on land at time k-1 is assumed to be equal to the ground level h, which takes negative sign on the land. The initial condition of water elevation on the land is given below:

$$n_{i,j}^{k-1}=-h_{i,j} \tag{3.46}$$

During the propagation of waves, the actual motion on the offshore boundary is not the same with the regular one. If the motion of waves at the boundary is assumed to be purely sinusoidal, a forced oscillation is defined at the boundary that does not allow the reflected waves to pass through the boundary. Nevertheless, the reflected waves should pass from the boundary for not having additional water elevations during the simulation that would prevent the production of reliable solutions. The open boundary conditions are used in order to avoid this problem. Lets consider the total derivative of water surface elevation with time to explain the boundary condition. The total derivative of water surface elevation is constant and given as in the following equation:

$$\underset{TotalDerivative}{\frac{D\eta}{Dt}} = \underset{LocalDerivative}{\frac{\delta\eta}{\delta t}} + \underset{ConvectiveDerivative}{u\frac{\delta\eta}{\delta x} + v\frac{\delta\eta}{\delta y}} \tag{3.47}$$

It should be noted that if the constant in Eq. (3.47) is zero, the boundary is open boundary (outgoing boundary), and if it is 1, the boundary is a reflective boundary. As seen from Eq. (3.47), the partial derivative component includes the current velocities in x and y direction. Although it does not represent the exact values, the u and v can be taken as equal to $\sqrt{gh}$ at the open boundaries for simplicity. Hence, the numerical scheme for the open boundaries can be derived considering Eq (3.47):

$$\frac{\eta_{i,j}^{k+1} - \eta_{i,j}^{k}}{dt} + \sqrt{gh_{i,j}^{k}}\frac{\eta_{i+1,j}^{k} - \eta_{i,j}^{k}}{dx} + \sqrt{gh_{i,j}^{k}}\frac{\eta_{i,j+1}^{k} - \eta_{i,j}^{k}}{dy} = 0 \tag{3.48}$$

In another term, the numerical scheme of the water elevation at the open boundaries can be defined as follows:

$$\eta_{i,j}^{k+1} = \eta_{i,j}^{k} - \sqrt{gh_{i,j}^{k}}(\eta_{i+1,j}^{k} - \eta_{i,j}^{k})\frac{dt}{dx} - \sqrt{gh_{i,j}^{k}}(\eta_{i,j+1}^{k} - \eta_{i,j}^{k})\frac{dt}{dy} \tag{3.49}$$

It should be stated that the second and third terms at the right side of the Eq. (3.49) are omitted depending on the direction of the boundary. For the bottom and top boundaries

of the study basin, the velocity in x direction is omitted and therefore the numerical scheme of water elevation can be reduced to

$$\eta_{i,j=1}^{k+1} = \eta_{i,j=if}^{k+1} = \eta_{i,j}^{k} - \sqrt{gh_{i,j}^{k}}(\eta_{i,j+1}^{k} - \eta_{i,j}^{k})\frac{dt}{dy} \tag{3.50}$$

where j is the number of grids in y direction. In the same manner, the velocity v in y direction is omitted and numerical scheme at the left and right boundaries can be given by

$$\eta_{i=1,j}^{k+1} = \eta_{i=if,j}^{k+1} = \eta_{i,j}^{k} - \sqrt{gh_{i,j}^{k}}(\eta_{i+1,j}^{k} - \eta_{i,j}^{k})\frac{dt}{dx} \tag{3.51}$$

where i is the number of grids in x direction.

When the waves reach the land, the wave front condition should be controlled in order to have the wave runup. This control is performed by defining each cell whether submerged or dry in every time step. Since the linearity is not allowed in shallow zone, the runup calculation is carried out only in non-linear calculations. The submerged and dry cell decision is made according to the evaluation of flow depth at an arbitrary cell as in the following representation:

$$\text{if } D = h+\eta > 0, \quad \text{the cell is wet;} \tag{3.52}$$

$$\text{if } D = h+\eta \leq 0, \quad \text{the cell is dry.} \tag{3.53}$$

NAMI DANCE inserts the wave front between the dry and wet cells. In the staggered leap-frog scheme of the model, control of the dry and submerged cell is done at the half-grids, i.e. at j+1/2. It is difficult to define moving boundary conditions on land. In inundation calculations, NAMI DANCE calculates discharge fluxes if the ground height at the dry cell is lower than the water level in the wet cell. Otherwise, the discharge is estimated as zero. In other words, if the water level of a cell is higher than the subsequent one, the water will move into the next cell.

The stability of calculations with NAMI DANCE is achieved by using leap-frog scheme in finite difference technique and by following Courant-Friedrichs-Lewy (CFL) condition in simulations which defines that the numerical speed $(\frac{\Delta x}{\Delta t})$ must be faster than the maximum speed of the tsunami (c_{max}) the calculations. In other words, during one time step, the waves in the simulation should pass one grid in x or y direction faster than the maximum speed of the real wave passing through that grid. This condition is given by the relation

$$\frac{\Delta x}{\Delta t} > c_{\max}, \quad \frac{\Delta y}{\Delta t} > c_{\max} \tag{3.54}$$

where $c_{\max} = \sqrt{gD_{\max}}$ and $D_{max}=(h+\eta)_{max}$

After inputting the bathymetry file of the study domain, NAMI DANCE automatically calculates the stability condition given in Eq. (3.54) and suggests the time step satisfying the stability. The user can secure the stability in the calculations by selecting the time step of the simulation smaller than the suggested value.

NAMI DANCE can calculate tsunami motion by inputting static source in two ways, namely as defining initial wave to the model by defining the coordinates of its center, its length and width, and the initial wave height (user defined source) or a source generated by an earthquake based on Okada (1985) formulation that calculates sea bottom deformation and the initial water surface state. Required parameters are Lat, Lon, Depth, L, W, slip, strike, dip, rake. NAMI DANCE can also calculate tsunami motion by inputting the user defined static sources with special shapes or dynamic source from the specified borders.

3.2.4. SWAN-JRC

SWAN-JRC code (Annunziato, 2007) solves the shallow water Equations by the finite difference numerical scheme based on SWAN code by C.L. Mader (2004). Initial conditions for the tsunami modeling is obtained using an analytical solution for surface deformation in an elastic half-space (Okada, 1985) embedded in SWAN-JRC by

estimating the distribution of coseismic uplift and subsidence using the earthquake source parameters (Zamora *et al*., 2014). The validated code (Zamora *et al.*, 2014) initializes the calculation space, performs the travel time propagation calculation, verify at each step if there are locations reached by the wave and thus update the visualization and animation files. SWAN-JRC code has been used in the creation of the tsunami scenario database presented in Chapter 5 of this Thesis.

The bottom stress (τ_b) is proportional to the squared velocity and hence affects the behavior of the long waves considerably. The frictional resistance factor used to establish the relation between the squared velocity and the bottom stress can only be found by observation. This coefficient depends on the roughness of the bottom, the bottom material, and the depth. The relation for flow in one direction can be expressed as

$$\tau_b = \frac{\rho g U |U|}{C^2} \tag{3.55}$$

where

ρ = density of the fluid,

U = velocity, and

C = DeChezy coefficient.

As an example, the experimental friction coefficient f, determined from the damping of wind waves, is 0.015 and $f = g/C^2$, so a typical value for C is 25.

Long-wave Equations in two dimensional system are defined as the following by Mader (2004):

$$\frac{\delta Ux}{\delta t} + U_x \frac{\delta Ux}{\delta x} + U_y \frac{\delta Ux}{\delta y} - FU_y + g\frac{\delta H}{\delta x} + g\frac{U_x(U_x^2 + U_y^2)^{1/2}}{C^2(D+H)} = F^{(x)} \tag{3.56}$$

$$\frac{\delta Uy}{\delta t} + U_x \frac{\delta Uy}{\delta x} + U_y \frac{\delta Uy}{\delta y} + FU_x + g\frac{\delta H}{\delta y} + g\frac{U_y(U_x^2 + U_y^2)^{1/2}}{C^2(D+H)} = F^{(y)} \tag{3.57}$$

where $F^{(x)}$ and $F^{(y)}$ are the forcing functions of wind stress and barometric pressures in the x and y directions. The equation of the continuity can be integrated over the vertical domain. The boundary condition for the free surface is

$$\omega(H) = \frac{\delta H}{\delta t} + u_x \frac{\delta H}{\delta x} + u_y \frac{\delta H}{\delta y} \tag{3.58}$$

and at the bottom,

$$\omega(-D) + u_x \frac{\delta D}{\delta x} + u_y \frac{\delta D}{\delta y} = 0 \tag{3.59}$$

The vertical integration of the continuity equation can be written as

$$\frac{\delta H}{\delta t} + \frac{\delta[(D+H)U_x]}{\delta x} + \frac{\delta[(D+H)U_y]}{\delta y} = 0 \tag{3.60}$$

If the bottom motion I to be included in the Eq. (3.56), (3.57) and (3.60), then the terms (D+H) would become (D+H-R). Flooding is described using positive values of depths below normal water level and negative values for elevations above normal water level. Only positive values of (D+H) terms are allowed. This result in describing both flooding and receding of water surfaces.

As mentioned earlier, the long wave theory applies when the depth relative to the wavelength is small and when the vertical component of motion does not influence the pressure distribution that is assumed to be hydrostatic. The long wave theory results in waves that become steeper as they move down a channel, that are too steep as they shoal, and hence they break too early. This is called the “long wave paradox” and is more serious as the distance and time of interest increases. Although the “long wave paradox” is a severe limitation on the accuracy of the results, the code can be very useful and inexpensive if applied cautiously to problems appropriate for the method such as tsunami wave formation, propagation, and early shoaling behavior

The long wave Equations solved by SWAN code are

$$\frac{\delta Ux}{\delta t} + U_x \frac{\delta Ux}{\delta x} + U_y \frac{\delta Ux}{\delta y} + g\frac{\delta H}{\delta x} = FU_y + F^{(x)} - g\frac{U_x(U_x^2 + U_y^2)^{1/2}}{C^2(D + H - R)} \tag{3.61}$$

$$\frac{\delta U_y}{\delta t} + U_x \frac{\delta U_y}{\delta x} + U_y \frac{\delta U_y}{\delta y} + g\frac{\delta H}{\delta y} = -FU_x + F^{(y)} - g\frac{U_y(U_x^2 + U_y^2)^{1/2}}{C^2(D + H - R)} \tag{3.62}$$

and

$$\frac{\delta H}{\delta t} + \frac{\delta(H + D - R)U_x}{\delta x} + \frac{\delta(D + H - R)U_y}{\delta y} - \frac{\delta R}{\delta t} = 0 \tag{3.63}$$

where

Ux = velocity in x direction (I index)

Uy = velocity in y direction (j index)

g = gravitational acceleration (9.8 m/s^2)

t = time

H = wave height above mean water level

R = bottom motion

F = Coriolis parameter

C = coefficient of DeChezy for bottom stress

$F^{(x)}$,$F^{(y)}$ = forcing functions of wind stress and barometric pressure in x and y directions

D = depth

The wave height H and depth D are taken as cell centered and the velocities are centered at cell boundaries. When we change the nomenclature where U = Ux and V = Uy, the numerical scheme can be presented as the following:

$$H_{i,j}^{n+1} = H_{i,j}^{n} - \Delta t\left[\frac{U_{i+1,j}^{n}}{\Delta x}(TD1) - \frac{U_{i,j}^{n}}{\Delta x}(TD2) + \frac{V_{i,j+1}^{n}}{\Delta y}(TV1) - \frac{V_{i,j}^{n}}{\Delta y}(TV2)\right] + R_{i,j}^{n+1} - R_{i,j}^{n} \tag{3.64}$$

$$TD1 = D_{i+1,j} + H_{i+1,j}^{n} - R_{i+1,j}^{n} \qquad (U_{i+1,j} < 0) \tag{3.65}$$

$$TD2 = D_{i+1,j} + H^n_{i,j} - R^n_{i,j} \qquad (U_{i,j} < 0) \tag{3.66}$$

$$TV1 = D_{i,j+1} + H^n_{i,j+1} - R^n_{i,j+1} \qquad (V_{i,j+1} < 0) \tag{3.67}$$

$$TV2 = D_{i,j} + H^n_{i,j} - R^n_{i,j} \qquad (V_{i,j} < 0) \tag{3.68}$$

$$TD1 = D_{i,j} + H^n_{i,j} - R^n_{i,j} \qquad (U_{i+1,j} > 0) \tag{3.69}$$

$$TD2 = D_{i-1,j} + H^n_{i-1,j} - R^n_{i-1,j} \qquad (U_{i,j} > 0) \tag{3.70}$$

$$TV1 = D_{i,j} + H^n_{i,j} - R^n_{i,j} \qquad (V_{i,j+1} > 0) \tag{3.71}$$

$$TV2 = D_{i,j-1} + H^n_{i,j-1} - R^n_{i,j-1} \qquad (V_{i,j} > 0) \tag{3.72}$$

$$U^{n+1}_{i,j} = U^n_{i,j} - \Delta t\left[\frac{U^n_{i,j}}{\Delta x}(TU1) + \frac{TV}{\Delta y}(TU2)\right] - g\frac{\Delta t}{\Delta x}[THU] - \Delta t[-FV^n_{i,j} - F^{(x)}_{i,j} + S^B_{i,j}] \tag{3.73}$$

$$TV=0.25(V_{i,j}+V_{i,j+1}+V_{i-1,j+1}+V_{i-1,j}) \tag{3.74}$$

$$TU1=U_{i+1,j}-U_{i,j} \qquad (U_{i,j} < 0) \tag{3.75}$$

$$TU2=U_{i,j+1}-U_{i,j} \qquad (TV<0) \tag{3.76}$$

$$TU1=U_{i,j}-U_{i-1,j} \qquad (U_{i,j}>0) \tag{3.77}$$

$$TU2=U_{i,j}-U_{i-1,j} \qquad (TV>0) \tag{3.78}$$

$$THU=H_{i,j}-H_{i-1,j} \tag{3.79}$$

$$V^{n+1}_{i,j} = V^n_{i,j} - \Delta t\left[\frac{TU}{\Delta x}(TV1) + \frac{V^n_{i,j}}{\Delta y}(TV2)\right] - g\frac{\Delta t}{\Delta y}[THV] - \Delta t[FU^n_{i,j} - F^{(y)}_{i,j} + S^A_{i,j}] \tag{3.80}$$

$$TU=0.25(U_{i,j}+U_{i+1,j}+U_{i,j-1}+U_{i+1,j-1}) \quad (3.81)$$

$$TV1=V_{i+1,j}-V_{i,j} \qquad (TU < 0) \quad (3.82)$$

$$TV2=V_{i,j+1}-V_{i,j} \qquad (V_{i,j} < 0) \quad (3.83)$$

$$TV1=V_{i,j}-V_{i-1,j} \qquad (TU > 0) \quad (3.84)$$

$$TV2=V_{i,j}-V_{i,j-1} \qquad (V_{i,j} > 0) \quad (3.85)$$

$$THV=H_{i,j}-H_{i,j-1} \quad (3.86)$$

$$S_{i,j}^{A} = \frac{gV_{i,j}^{n}\left[(U_{i,j}^{n})^2 + (V_{i,j}^{n})^2\right]^{1/2}}{C^2(D_{i,j} + H_{i,j}^{n})} \quad (3.87)$$

$$S_{i,j}^{B} = \frac{gU_{i,j}^{n}\left[(U_{i,j}^{n})^2 + (V_{i,j}^{n})^2\right]^{1/2}}{C^2(D_{i,j} + H_{i,j}^{n})} \quad (3.88)$$

The cell whose indices are (1,1) is the southwest corner of the grid, so left, right, bottom, and top refer to the west, east, south, and north sides, respectively. The grid has an artificial boundary so the actual grid spans the indices (((I,j), i=2, ip+1), j=2, jp+1). The depth grid should fill the grid plus the artificial boundaries [i.e., a grid dimensioned (ip + 2, jp + 2)].

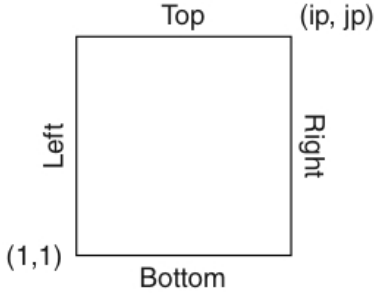

Figure 3.7. Description of the calculation cells in SWAN (Mader, 2004).

As discussed also earlier, to obtain stable numerical solutions, the finite-difference Equations must not have negative diffusion. The difference Equations are stable but require that the time step be kept near the maximum, or the numerical results will become smeared. When choosing the time increment, the time step must also be sufficiently small so a signal takes more than one time step to traverse one grid cell (Mader, 2004).

Boundary conditions of piston, continuum, or reflective are available in the SWAN code. The problem mesh is surrounded by a layer of boundary cells whose H, U, and V are prescribed by setting the H of the boundary cell to the nearest neighbor for continuum or reflective boundaries and to the calculated value appropriate for the piston boundary. The appropriate U or V boundary velocity is calculated from the prescription for piston boundaries and is set to zero for reflective boundaries and to the nearest neighbor value for continuum boundaries. The prescription for the boundary velocity for a shallow water wave is included in the SWAN code:

$$U_x = A\sin((B)(TIME)) \tag{3.89}$$

$$A = H\sqrt{\frac{g}{D}},\ B=2\pi/T \tag{3.90}$$

$$H = \frac{(U_x\sqrt{gD})}{g} \tag{3.91}$$

Mader (2004) provides a comparison of the Shallow Water Code (SWAN), the incompressible Navier Stokes Code (ZUNI) and Linear Gravity Wave Code (LGW) for the modeling the development of a tsunami wave from an initial sea surface displacement, the propagation of a tsunami wave, and the resulting shoaling and flooding, quantifying the discepencies between the shallow water and the more realistic Navier-Stokes Model. Mader (2004) observed that if the initial displacement is approximately Gaussian and the wave length is very long compared to the depth, similar waves were formed for all three methods. However, dispersion effects resulted in Navier-Stokes and linear gravity waves

with decreasing front slopes and wave heights, and followed by a train of small waves. Wheras the shallow water wave has a constant velocity, the Navier-Stokes and linear gravity waves have more realistic variable vertical velocity; nevertheless, for long wave length tsunamis, the constant vertical velocity closely reproduces the velocity characteristics of Navier-Stokes and linear gravity waves, which slowly decrease with depth. On the other hand, with decreasing periods and wave lengths, the discrepancy between the shallow water and the Navier-Stokes and linear gravity waves formed from initial sea surface displacement increases.

In terms of tsunami propagation, Mader (2004) concluded that the nonlinear shallow water wave becomes less realistic the further it travels from its source and the smaller the width-to-depth ratio and adds that tsunami wave propagation from and generation by earthquakes with small areas and periods of a few minutes are not realistically described using shallow water models. Either the linear gravity wave model or better the Navier-Stokes model should be used for accurate modeling of long distance propagation of tsunamis with small (less than 40) width to depth ratios. The shorter wave length tsunamis are dispersive that as they propagate long distances, their wave height decreases by an order of magnitude. The development and application of three-dimensional Navier-Stokes models including a realistic bottom friction treatment will be required for significant improvement in our ability to realistically model tsunami generation, propagation and flooding (Mader, 2004). In terms of shoaling and flooding, Mader (2004) concludes that the shallow water waves shoal higher, steeper and faster than the Navier-Stokes waves and due to this distortion, the wave interaction and resulting second and third runups are inaccurately modeled. On the other hand, while friction can be considered in the shallow water model, this is not possible in the Navier-Stokes model. Since three-dimensional Navier-Stokes solutions to tsunami flooding problems currently have limited practical application, many tsunami flooding studies will need to be performed using the shallow water model (Mader, 2004). In this Thesis, both in Chapter 3 and 4, the limits of tsunami propagation were selected as the early shoaling area where the minimum bathymetry depth of calculation point was around 50 m and 20 m, respectively.

Last but not least, it should be noted that any mathematical model used to study the behavior of a physical phenomena includes a priori errors related to the set of Equations

that are assumed to be governing the system, which may correspond only to a simplification of the true physical system, and numerical computations for the analytical approximations. Tsunamis are commonly and historically been modeled with shallow water Equations, a system of nonlinear hyperbolic PDEs, since they begin as very long wavelength disturbances. Solutions to the shallow water Equations present diverse flow features and the Equations may serve only as an approximation to the global wave propagation regime. As an example, the beginning of a tsunami can be represented as a tiny perturbation to the motionless steady state due to the fact that ocean depths can approach thousands of meters and the wave height of a deep ocean tsunami is on the order of centimeters and accurate modeling of the wave propagation requires resolving of this tiny deviation. As a result, as the waves approach shore, small errors can be amplified. As the tsunami wave approaches shallow coastal waters, its wavelength, and thus its energy is compressed and its wave height increases. In this region, nonlinearities lead to steepening waves, or even breaking waves and propagating bores and modeling this regime accurately with the shallow water Equations requires fine resolution bathymetry and a numerical method that can handle steep gradients and discontinuities in a consistent manner (George, 2006).

4. EARTHQUAKE SOURCE PARAMETER UNCERTAINTIES IN TSUNAMI GENERATION AND PROPAGATION

4.1. Uncertainties In Earthquake Source Parameters

The physical processes controlling the generation, propagation and its interaction with the coast are controlled by different parameters in the tsunami phenomenon. Accurate earthquake source parameters are essential for any tsunami hazard assessment and mitigation, including early warning systems. In the absence of high-resolution coastal bathymetry data, these parameters are most important to consider. The question I study here is the degree of the uncertainty in the earthquake source parameters in terms of their effect on tsunami generation and propagation; thus the coastal amplification due to bathymetry effects and inundation is not discussed here. The orientation of the fault is characterized by its strike (Φ; the azimuth of the fault's projection onto the surface measured from North), dip (δ; angle between the Earth's surface and the fault plane), and rake (λ; the direction of the slip vector measured in the fault plane) at its hypocenter defined with lat, lon and depth (Figure 4.1). In addition to the length (L), width (W) and the slip (u) of the faults, these parameters are of especially important in the determination of the actual sea-bottom displacement as a result of the fault movement in the Earth's crust. In real life, and for each new earthquake source, many, if not all, such parameters are expected to vary (Okal and Synolakis, 2004).

The T (minimum compressive stress axes), P (maximum compressive stress axes) and B (intermediate stress axes or null axes) axes of earthquake moment tensors are often used to evaluate regional stress directions and other tectonic parameter, but up to 15° uncertainty should be expected (Frohlich and Davis, 1999). Satake (1985) studied the effects of station distribution and focal mechanism on moment tensor inversion by means of numerical experiment. In his study, far-field displacements of P and Rayleigh waves computed from fault models were inverted to the moment tensor after the error corresponding to the observation error is added to the displacement and experiments were made for both ideal and actual station coverage distributions. His results showed that for

the actual station distribution, the rms errors vary significantly with the location and mechanism of the events for the actual station distribution. Thus, his experiments indicated that the station coverage causes serious effects on moment tensor inversion, and special care should be given in the interpretation of the routinely determined results. This is still a live issue in seismology especially considering the fact that a uniform global station distribution has not been achieved since that time.

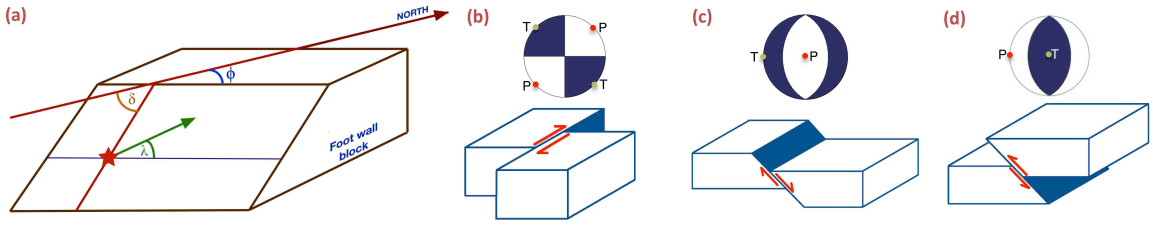

Figure 4.1. (a) Characterization of the fault orientation by its strike (Φ; the azimuth of the fault's projection onto the surface measured from North), dip (δ; angle between the Earth's surface and the fault plane), and rake (λ; the direction of the slip vector measured in the fault plane). Hypocenter of the earthquake is shown with a red star. Block diagrams and corresponding focal mechanisms for (b) left-lateral strike slip fault, (c) normal fault and (d) thrust fault modified from Stein and Wysession, 2003 and Eakins, 1987.

In an attempt to address how good the typical fault-plane solutions are, Hellfrich (1997) looked simply at differences between the parameters given by different organizations for the same earthquake as a useful way to characterize uncertainties in earthquake focal-mechanism parameters as an empirical approach. In addition, Hellfrich (1997) based the uncertainties associated with quantities derived from a focal mechanism on the expected mechanism correlation coefficient for different earthquake depths or sizes, whereas he also points out that small, shallow mechanisms are less likely to correlate well than the deep and large ones. In fact, when looking at the focal mechanisms provided by different catalogs for the study area, as shown in Figure 4.2 - 4.4, one can easily observe a certain degree of mismatch between the datasets. Through Figure 4.2 - 4.4, moment tensor catalogs by ISC, EMMA-Vannucci and Gasperini (2004) and Kalafat *et al.* (2009) are presented according to the fault type classification of Zoback (1992) given in Table 1. While the maps displayed here do not provide a one-to-one earthquake comparison such as

suggested by Hellfrich (1997), it can be clearly seen that the interpretation of the fault mechanism based on different moment tensor catalogs may lead to different conclusions.

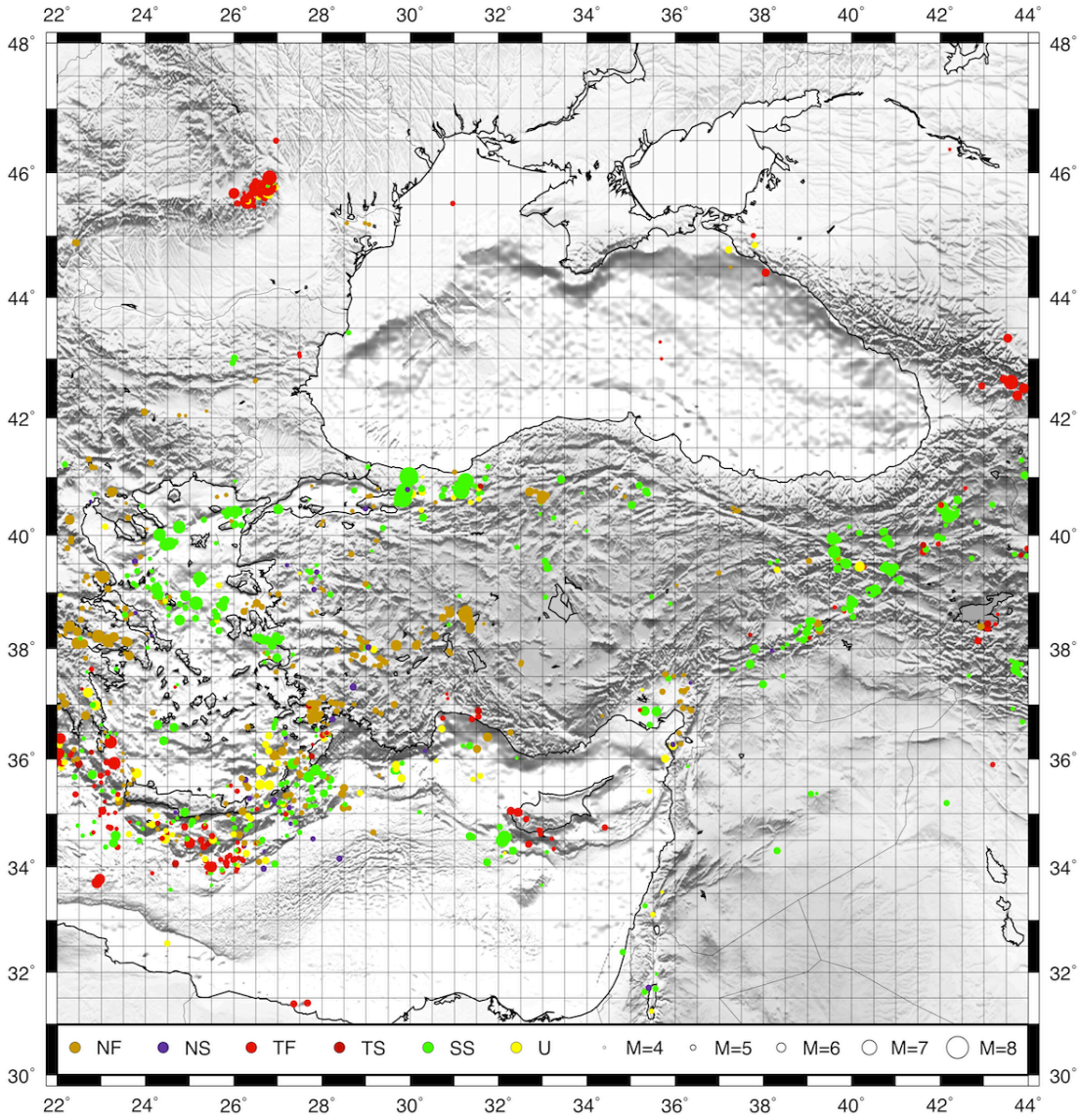

Figure 4.2. Fault types in the Eastern Mediterranean, Aegean and Black Seas according to Zoback (1992) derived from ISC moment tensor catalogue. NF = Normal faulting. NS = Normal faulting combined with considerable strike-slip component. TF = Thrust faulting. TS = Thrust faulting combined with considerable strike-slip component. SS = Strike-slip faulting. U = Unclassified type of faulting. See Table 4.1 for the description of fault types according to Zoback (1992).

Table 4.1. Classification of the focal mechanisms based on the P, T and B axes plunges according to Zoback (1992) as shown in Kiratzi *et al.*, 2007.

Plunge of axes		Faulting type
P axis	T axis	
pl ≥ 52°	pl ≤ 35°	Normal Faulting [NF]
40° ≤ pl ≤ 52°	pl ≤ 20°	Normal faulting combined with considerable strike-slip component [NS]
pl ≤ 35°	pl ≥ 52°	Thrust faulting [TF]
pl ≤ 20°	40° ≤ pl ≤ 52°	Thrust faulting combined with considerable strike-slip component [TS]
pl ≤ 40° (and plunge of B axis pl ≥ 45°)	pl ≤ 40°	Strike-slip faulting [SS]
All P, T and B axis plunge in the range 25° < pl < 45° or both P and T axes plunge in the range 40° < pl < 50°		Unclassified type of faulting [U]

The initial tsunami wave carries the most valuable information about its source especially with reference to the changes in the bathymetric structures at the earthquake source considering the fact that they change the shape and velocity of the initial tsunami wave (Yolsal and Taymaz, 2010). Okal (1988) examined the influence of focal depth on tsunami waves, and explained that the source depth plays only a minor role in the generation of tsunamis with an example showing that the tsunami wave height is reduced by a factor of 2 when focal depth ranges from 20 km to 100 km. The effects of deviation in earthquake location in the far and near fields were also studied previously (Okal 1988; Gica *et al.* 2007; Okal and Synolakis 2008), as one of the commonly accepted crucial earthquake parameters determining the characteristics of final tsunami waves arriving at the coasts (Yolsal and Taymaz, 2010). McCloskey *et al.* (2007) argued that the slip-distribution or even the magnitude of an earthquake has no effect on the arrival time of the tsunami and the maximum wave height is directly proportional to the vertical coseismic displacement at the source location. Furthermore, Abe and Okada (1995) indicated the importance of fault area size on tsunami spectra in numerical simulations.

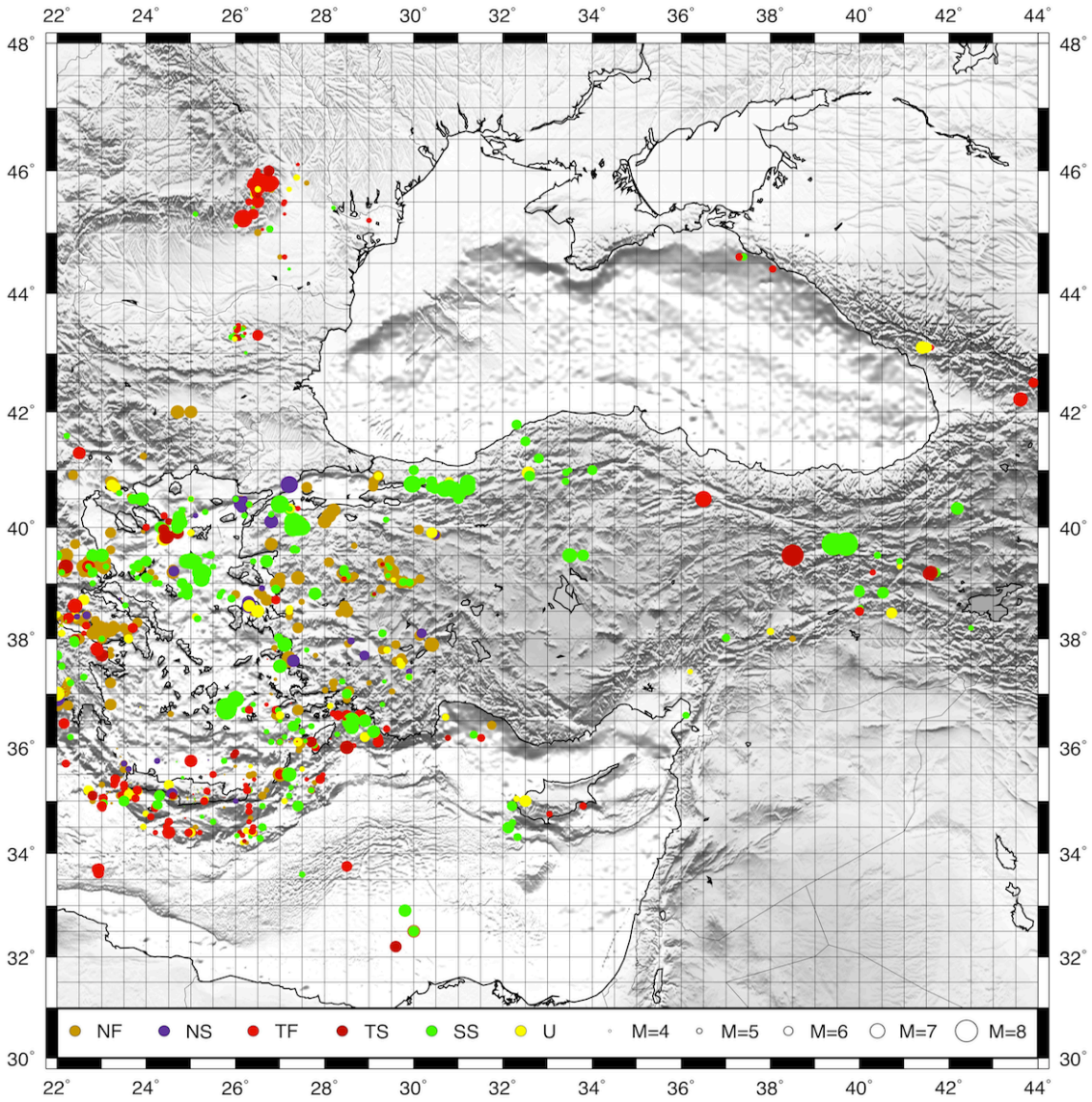

Figure 4.3. Fault types in the Eastern Mediterranean, Aegean and Black Seas according to Zoback (1992) derived from EMMA-Vannucci and Gasperini, 2004 moment tensor catalogue. NF = Normal faulting. NS = Normal faulting combined with considerable strike-slip component. TF = Thrust faulting. TS = Thrust faulting combined with considerable strike-slip component. SS = Strike-slip faulting. U = Unclassified type of faulting. See Table 4.1 for the description of fault types according to Zoback (1992).

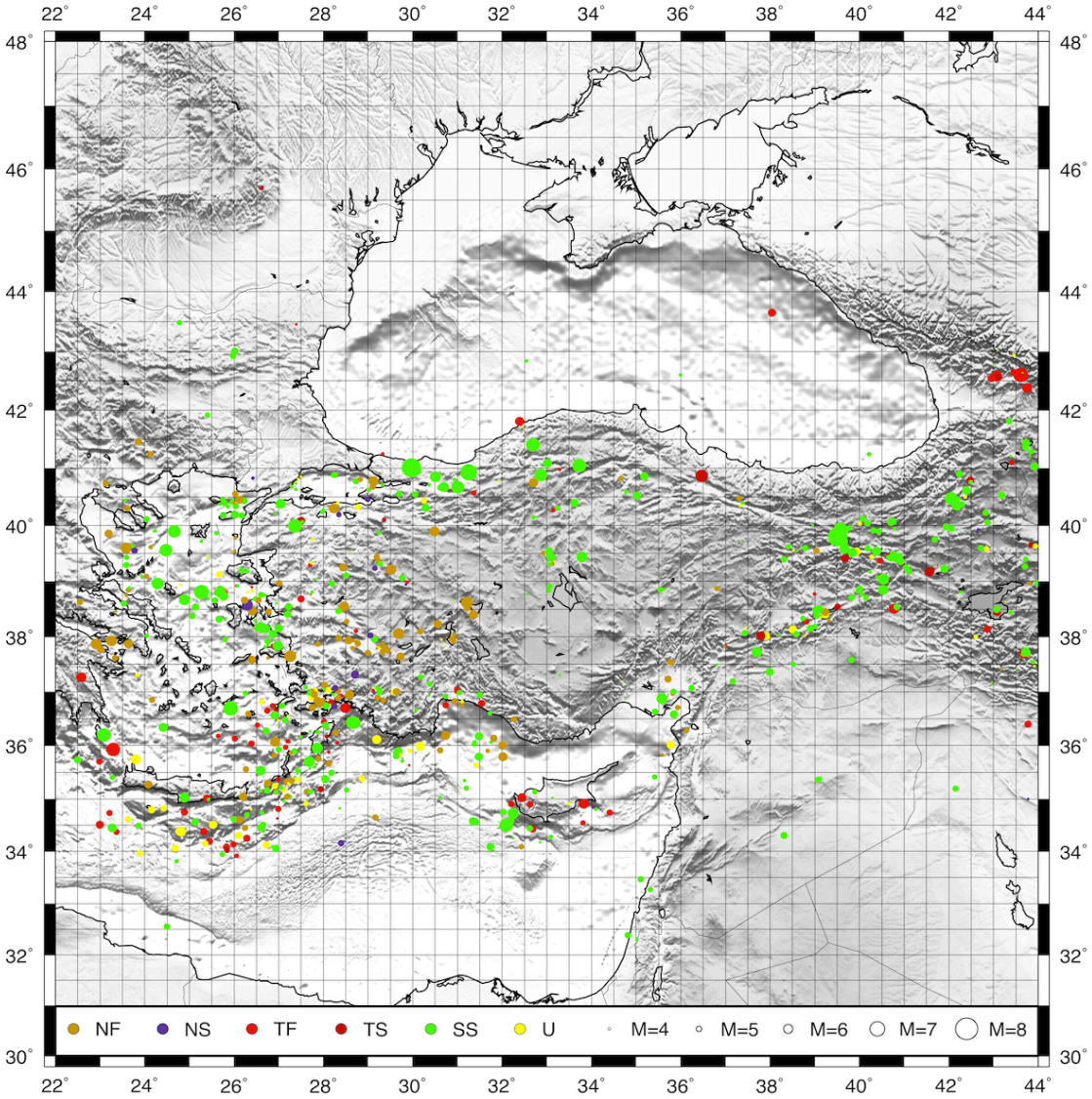

Figure 4.4. Fault types in the Eastern Mediterranean, Aegean and Black Seas according to Zoback (1992) derived from Kalafat *et al.*, 2009 moment tensor catalogue. NF = Normal faulting. NS = Normal faulting combined with considerable strike-slip component. TF = Thrust faulting. TS = Thrust faulting combined with considerable strike-slip component. SS = Strike-slip faulting. U = Unclassified type of faulting. See Table 4.1 for the description of fault types according to Zoback (1992).

They suggested that increasing the fault length contributes to a large predominant period, while also increasing the fault width accelerates a sharpness of the spectral peak. However, other studies conducted by Titov *et al.* (1999) and Okal and Synolakis (2008) implied that the tsunami waves exhibit minor sensitivity to the dimensions of the rupture plane in the far field. Several numerical experiments were conducted in Titov *et al.* (1999)

to study the influence of small variations in dip and rake angles on the tsunami waves which indicated that lowering the dip angle from 20° to 10° led to a 30% decrease in the wave heights of leading tsunami waves, whereas the period and the shape of the first wave stayed very much the same for all dip angles (Yolsal and Taymaz, 2010). They also reported that variations in the rake angle do not affect the tsunami waves significantly. In particular, they considered five different rake angles ranging from pure dip-slip mechanism (rake = 90°) to a 50% strike-slip component in the fault motion (rake = 135°) and concluded that the smallest wave height (for rake = 135°) is only 20% less than the largest (for rake = 90°).

Okal and Synolakis (2004) provided the first comprehensive attempt to understand the effect of the source parameter variation in the tsunami generation. They let each parameter (Mo - size of the earthquake, hypocentral depth h, fault slip λ, fault dip δ, fault strike Φ, distance L, ocean depth H and beach slope β) in their simulation vary separately in order to isolate and study its individual influence on the wave height and distribution of run-up along the coast. Their main was to identify potential discriminants between landslide and dislocation (earthquake) sources based on two dimensionless quantities I1 and I2, where I1 scales the maximum run-up on the beach to the amplitude of seismic slip on the fault and I2 characterizes the aspect ratio of the distribution of run-up on the beach. They found that a reduction in dip angle could result in a modest increase in the discriminants, primarily because a lower value of δ results in a shallower average depth of the rupture area, and thus a larger static displacement above the source. In their investigation of the fault slip (λ) variation, they observed that the strike-slip component lowers the value of I1 as it reduces vertical static displacement. Finally, fault strike (Φ) was found to have only a minimal impact on the discriminants.

Dao and Tkalich (2007) investigated the effect of astronomic tide, sea-bottom friction, Coriolis effect, spherical coordinates and wave dispersion, which showed that astronomic tide and bottom friction may have large impact to tsunami propagation in shallow waters, whereas dispersion can lead to a notable change in tsunami wave height propagating a large distance in deep water and effects of Coriolis force and spherical coordinates are smaller compared to others.

Okal and Synokalis (2008) evaluated far-field tsunami hazard in the Indian Ocean Basin based on numerical simulations of ten case studies of possible mega earthquakes at the major seismic zones surrounding the basin. In a series of numerical experiments in which the source parameters of the 2004 Sumatra tsunami were allowed to vary one by one, while keeping the seismic moment and the fault orientation unchanged, they documented that the main patterns of far-field tsunami wave heights are remarkably robust with respect to the nominal variations in such parameters as hypocentral depth, exact centroid location and slip distribution on the fault plane.

Yolsal and Taymaz (2010) have applied numerical sensitivity tests in order to check the effects of earthquake source parameters on tsunami generation and wave characteristics resembling the historical 1303 Crete (M ~8.0) earthquake. They considered three scenario events with different set of fault plane parameters ($\Phi/\delta/\lambda$ as 115°/45°/110°, 220°/40°/140° and 150°/40°/95°, respectively) and established the major effects of focal depths on tsunami wave characteristics in the far field by changing the earthquake focal depths to be 5 km, 10 km and 20 km keeping the other parameters same in each case. To indicate the significance of earthquake location, they have selected two possible locations for the historical 1303 Crete earthquake (M~8.0) and calculated synthetic tsunami waves at selected locations for the comparison of the deviation of their characteristics such as wave heights, shapes and travel times, whereas other earthquake source parameters such as focal mechanisms, source depth and vertical displacement were fixed. In their analysis, they have observed that the final tsunami wave heights can be affected by variations in bathymetry along the propagation direction, despite identical initial wave heights, meaning that the variation of the earthquake location has an effect on tsunami wave heights, wave energy distribution and arrival times of initial waves calculated at the same pseudo-tide gauge points. In their investigation of the variation of the focal mechanism parameters, their observation was limited to the orthogonal tsunami propagation with respect to the fault plane direction. Concerning the variation of the vertical displacement, their simulation results showed increasing tsunami wave heights with increasing vertical displacements, as could be expected from the theory. Yolsal and Taymaz (2010) concluded also that tsunami wave heights changed considerably by varying focal depths as 5 km, 10 km and 20 km. When fixed at 5 km focal depth, the calculated tsunami wave height was ~2 m at a given location with respect to ~1.7 m and ~1.5 m wave height focal calculated with

depths fixed at values of 10 km and 20 km, respectively. In their conclusion, they indicated that the most critical parameter effecting tsunami wave characteristics is seismic moment (Mo) because wave height and shapes of tsunami waves develop in direct proportion to the variation of magnitude and seismic moment of tsunamigenic earthquake. They also provided a discussion on the effect of the bathymetry and local topography on tsunami wave propagation in both near and far fields, but considering the fact that their study did not benefit from a high-resolution bathymetry or topography data, and does not provide a direct justification for this straight forward conclusion. In consideration of the influence of the focal mechanism solutions to the wave height, frequency contents and arrival times of tsunami waves in the far field, Yolsal and Taymaz (2010) pointed out that the dip and rake angles are the key parameters that control the crest/through for the [leading] tsunami waves and finally with the variation in maximum displacement, focal depth and faulting area, tsunami wave heights were evidently changed keeping the theoretical arrival times almost the same.

GPS studies are major contributor to the understanding of the regional tectonics, yet observed seismicity may not always play along – differences in micro-plate boundaries or singularities are quite common. Complex tectonic setting makes the a priori accurate assumptions of earthquake source parameters difficult and characterization of the nature of the seismicity is a challenge. In addition, as justly argued by Okal (2010), in the wake of the 2004 Sumatra event, the scientific community have had to abandon the paradigm of a ‘‘maximum earthquake’’ predictable from simple tectonic parameters (Ruff and Kanamori, 1980). The uncertainties and challenges for tsunami hazard assessment and mitigation are also described in detail in Synolakis and Bernard (2006) and Bernard *et al.* (2006). All of these lead to the conclusion that the investigation of the variation of all parameters controlling the tsunami phenomenon is a necessity to develop a better understanding of the relationship between the impact and source. In this study, I have investigated the sensitivity of earthquake source parameters in tsunami generation and propagation using NAMI DANCE Tsunami Simulation and Visualization Code utilizing non-linear shallow water equations with spherical coordinates with special focus on Eastern Mediterranean (NAMIDANCE, 2011).

4.2. Earthquake Source Parameter Sensitivity in Tsunami Generation and Propagation

The large lower-crust earthquake occurred on 8 August 1303 causing wide spread damage in the Eastern Mediterranean has been selected as the reference event (case 1) in this study, which proves to be one of the largest and best-documented seismic events in the history of the Mediterranean area (Yolsal *et al.*, 2007). It has been suggested that the epicenter was probably near the island of Crete, and after this event Tsunami waves were reported to be seen as far as the coastlines of Crete, the Peloponnese, Rhodes, Antalya (SW Turkey), Cyprus, Acre and Alexandria–Nile delta (Egypt). In addition, this earthquake and associated damage distributions are listed in most descriptive and parametric catalogs for the Mediterranean basin (Özel *et al.*, 2011; Taymaz *et al.*, 1990, 1991). In this historical event, in Alexandria, the worst damage was caused by the combination of the earthquake, the sea and a high wind, which drove ships onto the coast and demolished part of the rampart, killing 46 people. The seismic sea wave, which is associated with this earthquake and reported from other parts of the Eastern Mediterranean region, does not seem to have affected Cyprus (Ambraseys, 2009). On the Island of Crete, the sea rushed toward Candia (Heracleon) with such a force that many buildings were collapsed and many people were killed. In Akko (Israel today), the sea receded far off, more than 1.6 km. The sea retreated also in many Harbors of Syria, Lebanon and Palestine. The tsunami was observed on the Island of Rhodes and in the Adriatic Sea (Soloviev, 2000). In Egypt, ships sailing in the middle of the Nile and lying at anchor were thrown up into the banks (Soloviev, 2000; Altınok *et al.*, 2011). Papadopoulos (2011) provides a detailed discussion on the earthquake and associated tsunami. However, the orientations of active faults vary along the concave part of the Hellenic arc (e.g. Pliny and Strabo trenches) in accordance with the subduction of remnants of old lithospheric slab (Taymaz *et al.*, 1990, 1991). Hence, the Hellenic trench in the vicinity of Crete should be considered as a seismogenic zone of considerable importance in the Mediterranean region. In total, 14 different cases (Figure 4.5) composed of various strike (Φ; 45°, 60°, 75°), dip (δ; 15°, 45°, 30°, 60°) and rake (λ) (30°, 50°,70°, 90°, 110°, 130°, 150°) values were considered in this study to investigate in detail the effect of the fault orientation - focal mechanism variation in the tsunami generation and propagation - in the Eastern Mediterranean. All source parameters defined

for the reference event based on my interpretation of the historical 1303 Crete event (case 1) is given in Table 4.2.

Table 4.2. Source parameters for case 1 used as a reference for comparison with 13 other cases in terms of tsunami generation with respect to the source parameter variation.

Lat	Lon	Mw	Depth	Displacement	Strike	Dip	Rake
34.7925° N	26.2093 ° E	8.0	30 km	9 m	60°	30°	110°

L=100 km, W=30 km, Fault Area: 3000 km2 Rock rigidity 5E+11 dyne/centimeter^2
Seismic Moment= 1.35E+21 newton-meter = 1.35E+28 dyne-centimeter

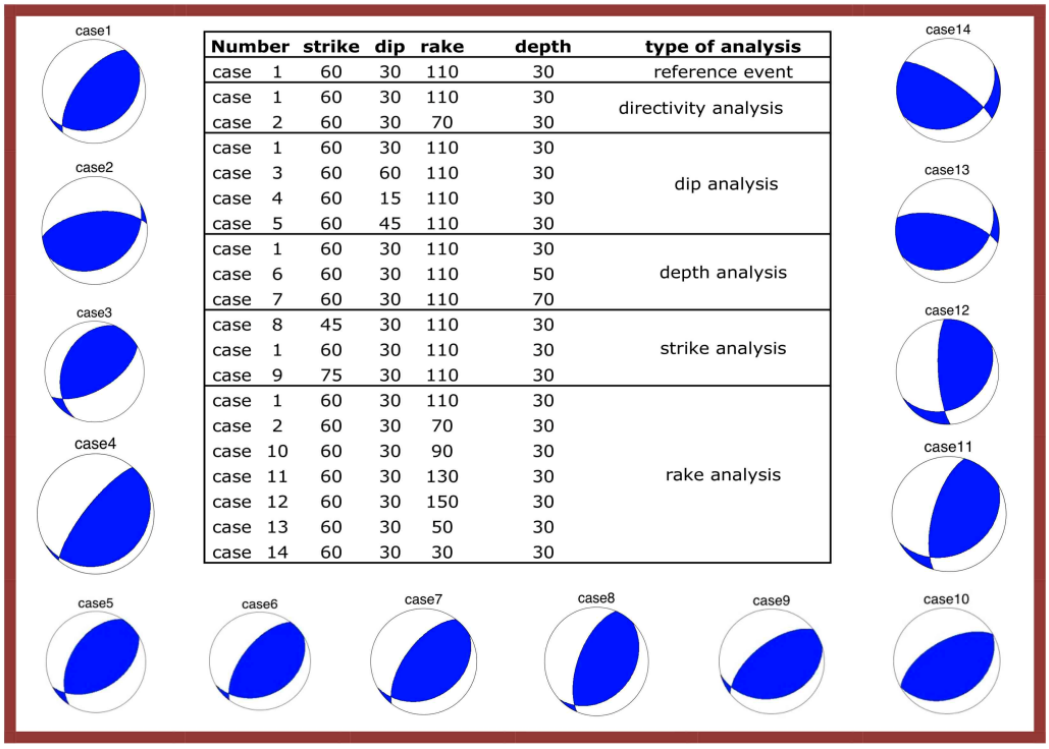

Number	strike	dip	rake	depth	type of analysis
case 1	60	30	110	30	reference event
case 1	60	30	110	30	directivity analysis
case 2	60	30	70	30	
case 1	60	30	110	30	dip analysis
case 3	60	60	110	30	
case 4	60	15	110	30	
case 5	60	45	110	30	
case 1	60	30	110	30	depth analysis
case 6	60	30	110	50	
case 7	60	30	110	70	
case 8	45	30	110	30	strike analysis
case 1	60	30	110	30	
case 9	75	30	110	30	
case 1	60	30	110	30	rake analysis
case 2	60	30	70	30	
case 10	60	30	90	30	
case 11	60	30	130	30	
case 12	60	30	150	30	
case 13	60	30	50	30	
case 14	60	30	30	30	

Figure 4.5. Focal mechanism parameters for 14 selected cases composed of various combinations of strike (Φ; 45°,60°,75°), dip (δ;15°,45°,30°,60°) rake (λ;30°,50°,70°,90°,110°,130°,150°) and depth (30km, 50km, 70km) values and corresponding beach-ball displays. Case 1 is the reference case used as a reference for comparison with 13 other cases in terms of the tsunami generation with respect to the source parameter variation. See Table 2 for all source parameters defined for case 1. Cases 6 and 7 refer to different depths with respect to Case1. In Cases 2-5 and 8-14, one of the Φ/δ/λ values have been modified and the depth was kept as the same.

4.3. Tsunami Modeling

Tsunami Modeling has been realized using NAMI DANCE Tsunami Simulation and Visualization Code solving the non-linear shallow water equations both with Cartesian and spherical coordinates. This code is based on the solution of linear and nonlinear form of the long wave equations with respect to the related initial and boundary conditions. The most important development in tsunami modeling has been achieved by Shuto and Imamura by developing model TUNAMI N2 and opened to the use of tsunami scientists under the umbrella of UNESCO (Imamura, 1989; Shuto, Goto, Imamura, 1990; Goto and Ogawa, 1991). TUNAMI N2 determines the tsunami source characteristics from earthquake rupture parameters. It can compute all necessary parameters of tsunami behavior in shallow water and in the inundation zone allowing for a better understanding of the effect of tsunamis according to the bathymetric and topographical conditions. NAMI DANCE has been developed by Profs. Zaytsev, Chernov, Yalciner, Pelinovsky and Kurkin based on the computational procedures of TUNAMI N2. Further details have been provided in Chapter 3.

In this part of the study, 30 arc-sec (approximately 900 m) resolution bathymetry data is obtained from GEBCO and has been gridded using Surfer Programme. Source files are created in NAMI DANCE and exact locations of the numerical Gauge Points (GP) are determined using Surfer. Calculations are performed at the nearest possible locations to the selected Tsunami Forecast Points (TFP) within ≈50-100 m bathymetry level. Time interval for the simulation initiated by the source overlaid to the input bathymetry is defined by NAMI DANCE automatically according to the Courant-Friedrichs-Levy (CFL) conditions, for which a value of 2 sec has been assigned in the analysis. The duration of the simulation was chosen as 120 min to try to cover the considerable part of the tsunami propagation and output GRD files showing the snapshots of the sea state are produced at every 60 seconds. Further details and mathematical background for NAMIDANCE is provided in Chapter 3. More info about NAMI DANCE is available at http://namidance.ce.metu.edu.tr.

Initial tsunami sources (Figure 4.7), maximum wave height distributions and arrival times of the initial tsunami for all the cases considered in this study (Figure 4.8) showing the effect of the focal parameter variation given in Figure 4.5 is presented here. Simulated

tsunami recordings at selected Gauge Points (GP) shown in Figure 4.6 in red are presented in Figures 4.9 and 4.10 showing the effect of the changes in the strike, dip, rake and depth parameters. Each parameter has been discussed separately.

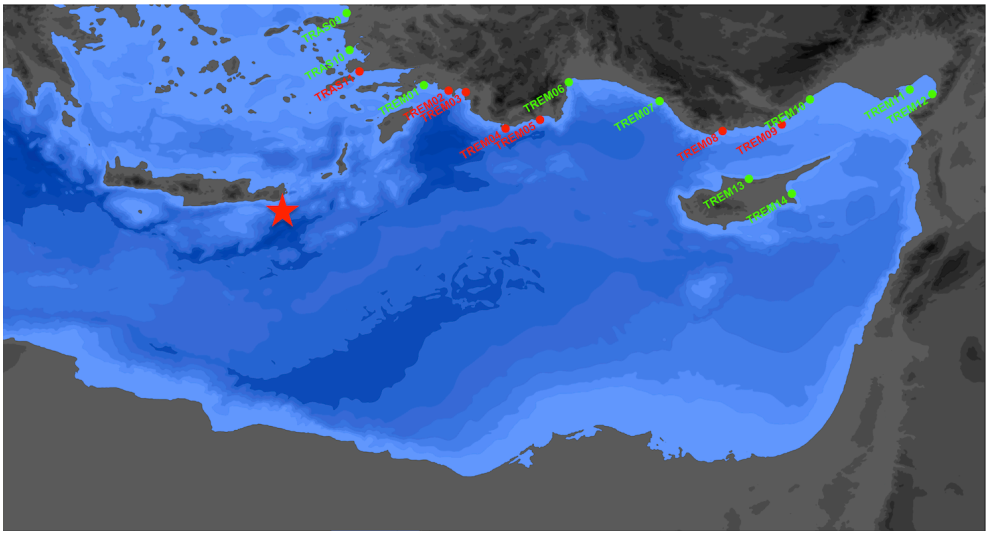

Figure 4.6. Gauge points (GP) in the Eastern Mediterranean used in this study and the epicenter of the 1303 Crete earthquake assumed for this study. Selected GPs shown in red are used for comparison purposes.

Table 4.3. Descriptive information on Gauge Points (GP) in the Eastern Mediterranean used in this study together with the summary results of the simulations such as arrival times of the initial and maximum waves and maximum crest and through amplitudes. Indices (M) indicate that an actual tide gauge station is located at the site. Simulated mareograms for a subset of GPs based on different focal mechanisms are shown in Figures 4.9 and 4.10 for comparison purposes.

Gauge Point Code	Gauge Point Name	Gauge Point Depth (m)	Lon (E)	Lat (N)	Arrival time of initial wave (min)	Arrival time of max.wave (min)	Maximum (+) amp.(m)	Maximum (-) amp.(m)
TRAS09	Kusadasi	61.2	27.228°	37.8608°	91	91	0.01	-0.02
TRAS10	Didim	53.1	27.2736°	37.2964°	70	85	0.09	-0.03
TRAS11	Bodrum (M)	56.2	27.4227°	36.9739°	36	89	0.45	-0.61
TREM01	Aksaz (M)	68.9	28.4013°	36.7645°	21	43	0.33	-0.31
TREM02	Dalaman	103.9	28.7784°	36.6793°	15	37	0.32	-0.2
TREM03	Fethiye	68.0	29.0405°	36.6597°	19	41	0.37	-0.44
TREM04	Kas	52.4	29.6421°	36.1052°	13	37	0.21	-0.16
TREM05	Finike	50.2	30.1661°	36.2418°	20	43	0.21	-0.17
TREM06	Antalya (M)	57.8	30.6052°	36.8088°	39	112	0.29	-0.21
TREM07	Alanya	55.2	31.9859°	36.5248°	40	62	0.21	-0.13
TREM08	Mersin Bozyazi (M)	62.7	32.9437°	36.069°	51	75	0.23	-0.19
TREM09	Mersin Tasucu (M)	53.6	33.8431°	36.1692°	76	97	0.15	-0.14
TREM10	Mersin Erdemli (M)	55.1	34.2712°	36.5491°	93	115	0.18	-0.01
TREM11	Yumurtalik	49.6	35.7855°	36.6989°	0	0	0	0
TREM12	Iskenderun	53.1	36.1281°	36.6325°	0	0	0	0
TREM13	Girne	58.7	33.3407°	35.3431°	54	78	0.19	-0.15
TREM14	Gazimagusa	54.0	33.9941°	35.1188°	80	99	0.07	-0.09

4.3.1. Effect of Strike (Φ) Variation in Tsunami Generation

I have used Cases 1,8 and 9 for the analysis of the dip variation's effect to the tsunami generation by changing the strike (Φ) as 45°, 60° and 75° and keeping other parameters (dip, rake and depth) as constant. The simulations indicated that the corresponding effect is only on the arrival time at the range of 5 min approximately when only Gauge Points are considered. It should be noted, however, that the range of changes applied in the strike analysis is narrower in comparison to other parameters investigated in this study and mainly correspond to a minor deviation from the fault plane orthogonal, which is perpendicular to the main bathymetric structure in the region, namely the Eastern section of the Hellenic Arc between Crete and Rhodes Islands. Wider ranges of strike parameter could naturally lead to different conclusions, but in general it could be argued that the strike of a tsunamigenic fault in a tectonic setting would incorporate the least uncertainty among the parameters selected in this study. However, even though in this narrow band of variation, one can clearly see that a change in strike has a strong effect on the impact zone due to orthogonality property of the tsunami controlled by the strike direction, as demonstrated in Figure 4.8. This would indicate the necessity to consider the variation of strike parameter in the tsunami hazard assessment.

4.3.2. Effect of Dip (δ) Variation in Tsunami Generation

I have used Cases 1,3,4 and 5 for the analysis of the dip variation's effect to tsunami generation by changing the rake (δ) as 15°, 30°, 45° and 60° and keeping other parameters (strike, rake and depth) as constant. The maximum wave height was lower for the lower dip value (≈50% in the near field) and no effect in the arrival time has been observed, which is a result in accordance with Titov *et al.* (1999). On the other hand, these results are contradictory to the argument provided by Okal and Synolakis (2004) that a lower value of δ would result in a shallower average depth of the rupture area, and thus a larger static displacement above the source.



Figure 4.7. Initial tsunami sources for all the cases considered in this study showing the effect of the focal parameter variation. Strike of the fault controls the direction and focusing of the tsunami propagation due to its orthogonality property.

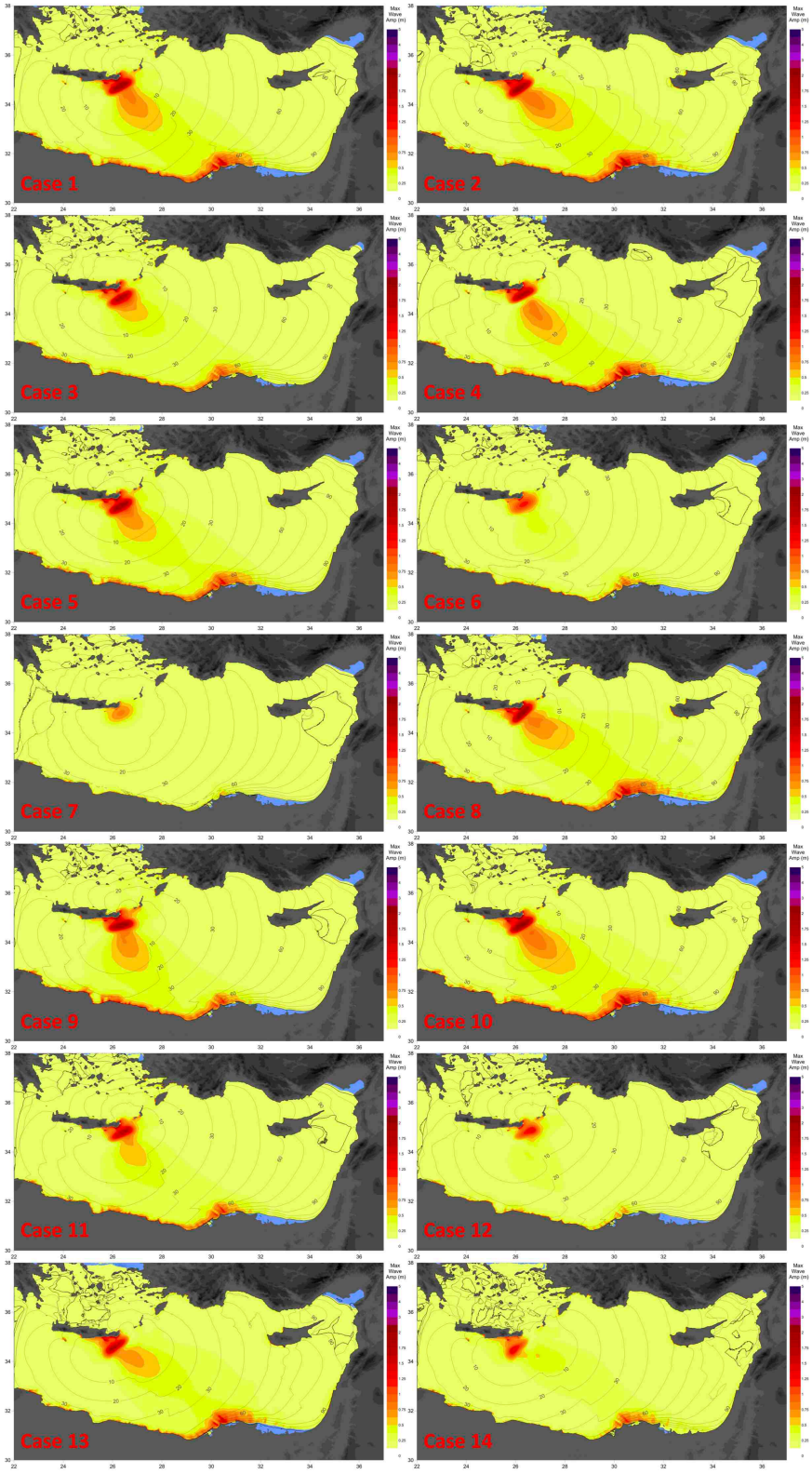

Figure 4.8. Maximum wave height distributions and arrival times of all the cases considered in this study showing the effect of the focal parameter variation. Strike of the fault controls the direction and focusing on the tsunami propagation due to its orthogonality property.

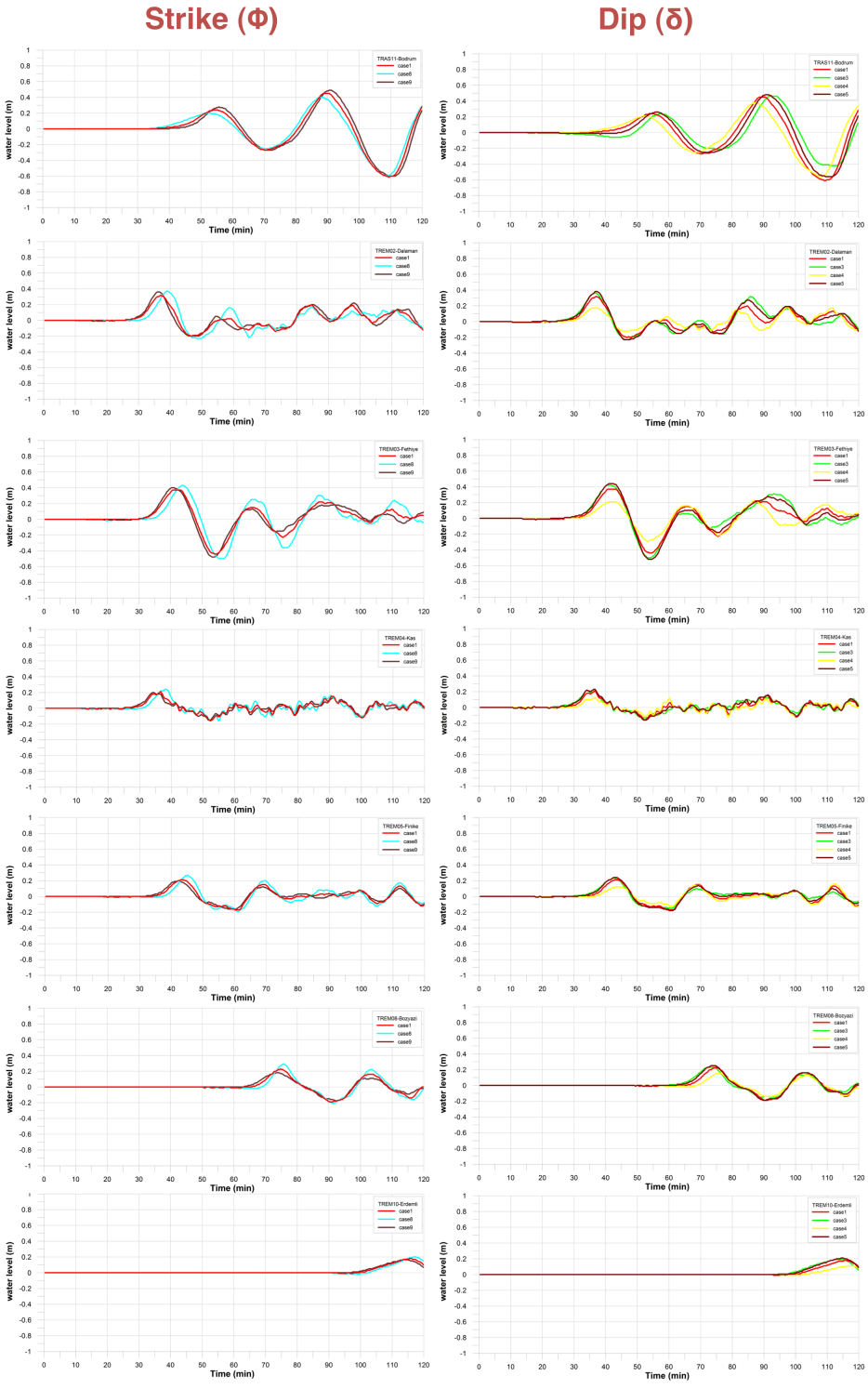

Figure 4.9. Simulated tsunami recordings at selected Gauge Points (GP) shown in Figure 4.6 in red showing the effect of the changes in the strike and dip. Simulated mareograms are sorted from top to bottom by the distance from the source to the Gauge Points. See text for the corresponding discussion.

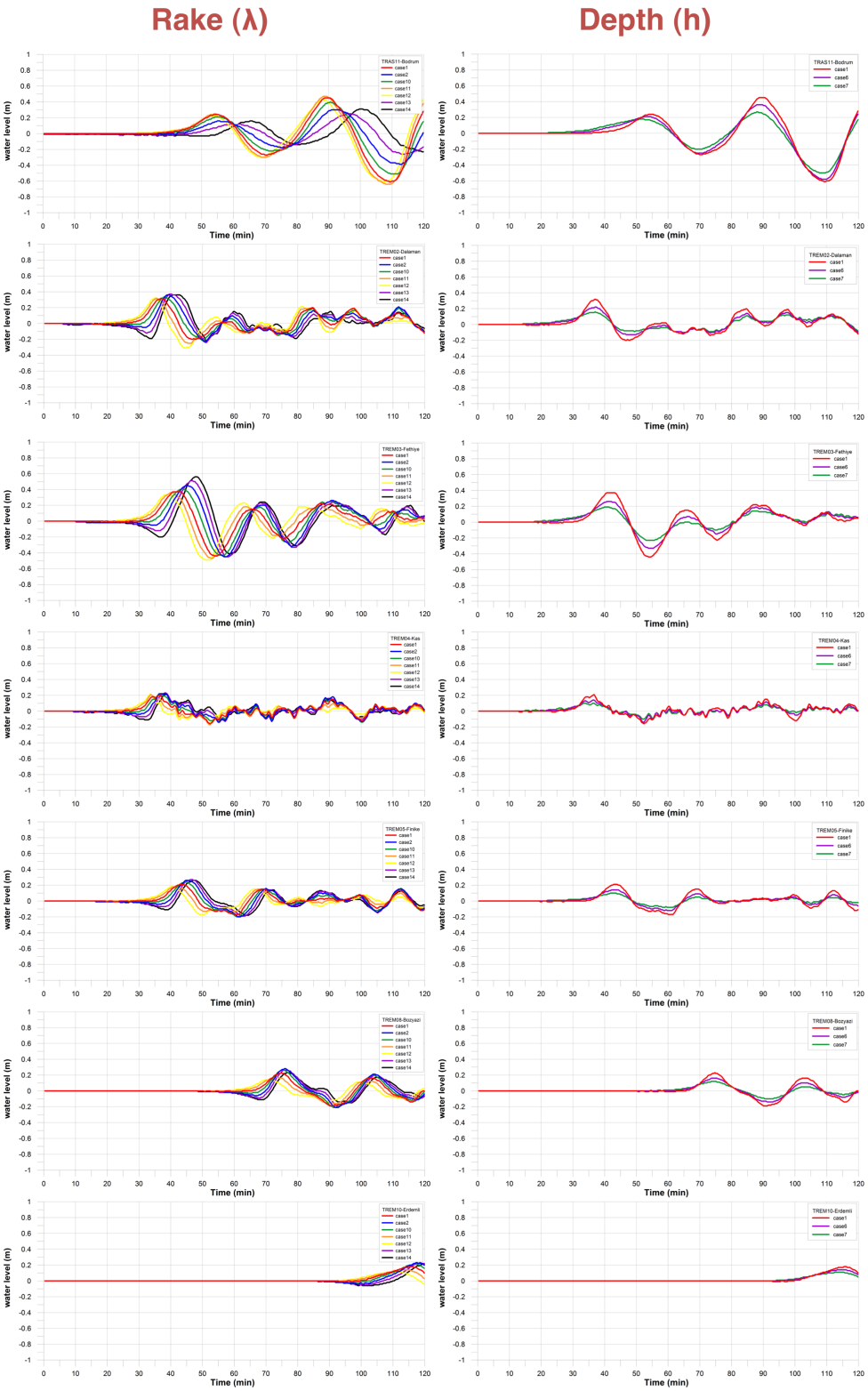

Figure 4.10. Simulated tsunami recordings at selected Gauge Points (GP) shown in Figure 4.6 in red showing the effect of the changes in the rake and depth. Simulated mareograms are sorted from top to bottom by the distance from the source to the Gauge Points. See text for the corresponding discussion.

4.3.3. Effect of Rake (λ) Variation in Tsunami Generation

I have used Cases 1,2,10,11,12,13 and 14 for the analysis of the rake variation's effect to the tsunami generation by changing the rake (λ) as 30°, 50°, 70°, 90°,110°,130°,150° representing thrust / thrust oblique faulting and keeping other parameters (strike, dip and depth) as constant. Simulated mareogram recordings indicated that the arrival time of the initial wave remains constant and is not affected from the variation in the rake. On the other hand, a change of 120° causes a %50 increase in the maximum wave height in the near field and a 10 min delay in the arrival time. This phenomenon is also observed in the far field if significant wave arrival occurs. Rake variations representing normal/normal oblique faulting (λ= -30°, -50°, -70°,-90°,-110°,-130°,-150) would lead to a mirror image of what has been simulated for thrust/thrust oblique faulting. This could also lead to the conclusion that for a given magnitude, the expected maximum and minimum tsunami wave heights could be evaluated from a waveform envelope rather limited to a single point of time or wave height to derive the worst-case scenario. This may be of especially important to accommodate the rake uncertainties in the tsunami hazard studies especially in regions, such as Eastern Mediterranean, where devastating historical tsunamis took place but no modern day tsunami disaster has been witnessed.

4.3.4. Effect of Depth (h) Variation in Tsunami Generation

Finally, I have used Cases 1,6 and 7 for the analysis of the depth variation's effect to tsunami generation by changing the depth as 30km, 50 km and 70 km and keeping other parameters (strike, dip and rake) as constant. The simulations indicated that the maximum wave height was approximately %50 lower for the case with 70 km depth in comparison to the case with 30km depth. These results are considerably different than Okal (1988), where it was shown that the tsunami wave height is reduced by a factor of 2 when focal depth was increased by a factor of 5, from 20 km to 100 km, namely. This ambiguity shows that the assessment of the depth variation's effect to tsunami generation could be specific to ocean depth and bathymetric conditions and similar assessments need to be made in each basin prone to tsunami hazard. My second conclusion is that special emphasis should be given to the identification of depth phases in regional distances to better determine the

actual depth of the hypocenter. Last but not least, tsunami scenario databases used in hazard assessment or tsunami early warning systems should be developed considering various earthquake source ranges in accordance with the tectonic setting that these sources are located.

5. EARTHQUAKE ORIGIN DETERMINISTIC TSUNAMI HAZARD ANALYSIS FOR EASTERN MEDITERRANEAN AND ITS CONNECTED SEAS

5.1. Parameterization of Tsunamigenic Earthquake Sources

The uncertainties in the earthquake source parameters and the effect of the variations in some of these, such as strike, dip, rake and depth, in tsunami wave propagation and calculated wave heights offshore coastal locations has been discussed in Chapter 4, also published in Necmioğlu and Özel (2014). Among the various sources that have been used to assign characteristics of earthquake sources at each source point in this study, the first and the main group was moment tensor catalogues available (ISC Focal Mechanism Database; Vannucci and Gasperini, 2004; Kalafat *et al.*, 2009). The seismicity maps from ISC, EMMA and Kalafat *et al.* (2009) catalogues are given in Figure 5.1 for all events and in Figure 5.2 for events with M>4. The events selected from the Reviewed ISC Bulletin focal mechanism database, which includes also important datasets such as the Global Centroid Moment Tensor (GCMT) Project, has a total of 466 events with M ≥ 4.0 defined strike/dip/rake values out of 4233 events for the range of 1 January 1911 – 1 January 2011 in the study area (30°-48°N / 22°-44° E). The second release of the database of Earthquake Mechanisms of the Mediterranean Area (EMMA) (Vannucci and Gasperini, 2004) is a very detailed and comprehensive compilation of earthquake source parameters. 735 events from the EMMA catalogue have been considered in this study. 827 events with M ≥ 4.0 are to be found in Kalafat (2009), where earthquake source parameters of 46% of the events included are originally calculated for that study and the rest were complied from other sources. The interpretation of the fault mechanism based on different moment tensor catalogues may lead to different conclusions. On the other hand, when combined, the catalogues may be used to identify the zones with similar properties, as shown in Figure 5.3 and Figure 5.4. Figures 5.3 and 5.4 helped to identify the locations of 0.5° x 0.5° bins at 0-40 km and 40-100 km depth layers to be used in the source characterization and corresponding tsunami scenario creation (Figure 5.5). The reason to consider two depth layers was to study the generation of tsunamis by intermediate depth sources as suggested by Necmioğlu and Özel (2014). The variation of strike, dip and rake values through polar

plots have been evaluated subjectively at 312 0.5° x 0.5° uniformly gridded bins for 0-40 km shallow depth layer and 92 bins for 40-100 km intermediate depth layer in order to determine the dominant strike/dip/rake parameters in each bin (Figure 5.5). An example of such representation is provided in Figure 5.6 These plots helped in identifying the dominant values of strike, dip and rake for a given bin, whenever possible. An additional database was the European Database of Seismogenic Faults (EDSF) compiled in the framework of the EU Project SHARE (Basili *et al.*, 2013, Sboras *et al.*, 2011), which includes only faults that are deemed to be capable of generating earthquakes of magnitude equal to or larger than 5.5 with the aims at ensuring a homogenous input for use in ground-shaking hazard assessment in the Euro-Mediterranean area. Faults considered from the EDSF are shown in Figures 5.3 and 5.4. Last but not least, a total of 2733 events compiled and provided within the TRANSFER Project (http://www.transferproject.eu/) have also been considered in this study.

The characteristic earthquake sources database derived in this study for 0-40 km (Appendix F) and 40-100 km depth layers (Appendix G) is a result of evaluation of the compiled source databases (Appendices B and C) referenced above supported with the strike/dip/rake distribution analysis (Appendices D and E) and interpretation of the tectonic setting of the study region. Corresponding maps with representative focal mechanisms are given in Figure 5.8 and Figure 5.9, respectively. The derived database includes strike, dip, rake, depth, Mw_{max} and corresponding fault length (L), fault width (W) and slip (D) values for each bin together with associated parameters. Several parameters within the characteristic database are referenced directly from ISC Moment Tensor Catalogue, EMMA Moment Tensor Catalogue (Vannucci and Gasperini, 2004), Kalafat *et al.* (2009), SHARE database (Basili *et al.*, 2013; Caputo *et al.,* 2012), TRANSFER database (Constantinescu *et al.*, 1966; Dineva *et al.*, 1993; Dziewonski *et al.*, 1981; ETHZ Moment Tensor Catalogue, Radulian *et al.*, 2002; Udias *et al.*, 1989) and the literature (Alptekin *et al.*, 1986; Beisel *et al.*, 2009; Bernardi *et al.*, 2004; Bohnhoff *et al.*, 2005; Ebeling *et al.*, 2012; Eva *et al.*, 1988; Koravos *et al.*, 2003; Jost *et al.*, 2002; Lorito *et al.*, 2008; McKenzie, 1978; Mitsakaki *et al.*, 2013; Mitsoudis *et al.*, 2012; Moratto *et al.*, 2007; Okal *et al.*, 2009; Papaioannou and Papazachos, 2000; Papazachos, 1996; Parke, 2001; Pilidou *et al.*, 2004; Salamon *et al.*, 2003; Salamon *et al.*, 2007; Shaw *et al.*, 2008; Shaw and Jackson, 2010; Sorensen *et al.*, 2012; Taymaz *et al.*, 1990; Tinti *et al.*, 2005; Yolsal *et al.*,

2007). Further studies on moment tensor catalogues, such as Kiratzi and Louvari (2003), Pondrelli *et al.* (2004, 2007, 2011), Benetatos *et al.* (2004) have also been considered. If not provided in the references, L, W and D values are mostly calculated from Leonard (2010) for the Mw_{max} earthquakes with strike/dip/rake parameters slightly modified; in certain cases copied from individual studies such as Lorito *et al.* (2008), Mitsoudis *et al.* (2012) etc. or scaled from Mw-Mo relation $\log M_o = 1.5Mw + 16.1$ provided in Hanks and Kanamori (1979) based on Kanamori (1977). Within the range of 6.5-Mw_{max}, excluding the case corresponds to Mw_{max}, L and W parameters are scaled exponentially with respect to L and W parameters defined for Mw 6.5 scenario in consideration of the thickness of the seismogenic layer. Slip parameters have been inversely derived than from the Moment calculated with the given Mw, L, and W parameters where μ=3.25E+11 dyn/cm^2. Reference formulas used from Leonard (2010) are given in Table 1. In cases where no Mw_{max} information was available from the literature or other sources used in this study, a hypothetical value has been assigned in accordance with the Mw_{max} value defined in the neighbouring bin. The corresponding tsunami scenario input parameters are provided in Appendices H and I.

Table 5.1. Calculation of L, W, D from a given Mw and L, D and from a given Mw and W according to Leonard (2010). In the latter, W correspond to the assumed thickness of the seismogenic layer for the Mwmax defined. Fault classification based on the rake angle is the following: Dip Slip (DS): thrust faults where $15° < \lambda < 165°$) and normal faults where $195° < \lambda < 345°$; Strike Slip (SS): strike-slip faults where $345° \leq \lambda \leq 15°$ and $165° \leq \lambda \leq 195°$.

Mw -> L,W,D			
		a	*b*
Mw= a x log (RA) + b	DS	1.00	4
	SS	1.00	3.99
Mw= a x log(L) + b	DS	1.67	4.24
	SS	1.67	4.17
$\log(D_{AV})$= a x log(L) + b	DS	0.833	-1.30
	SS	0.833	-1.34
Mw,W -> L,D			
Mw= a x log (RA) + b	DS	1.00	4
	SS	1.00	3.99
$\log(D_{AV})$= a x log(L) + b	DS	0.833	-1.30
	SS	0.833	-1.34

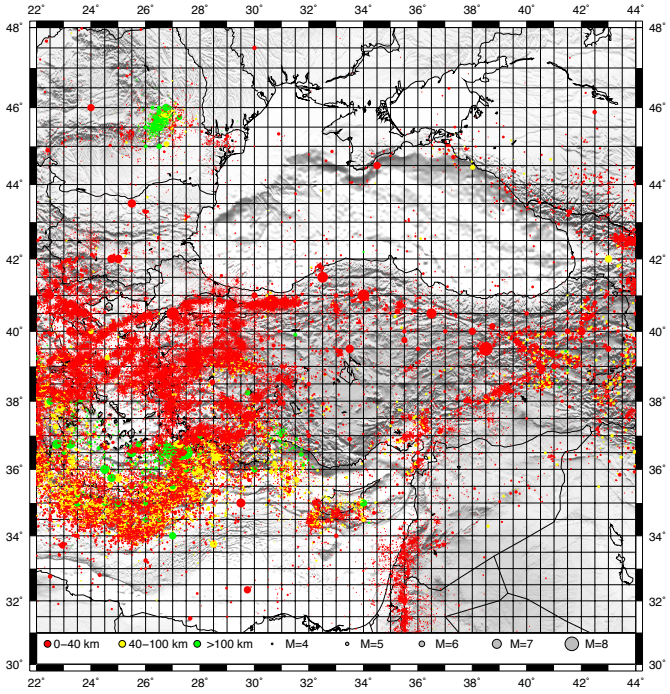

Figure 5.1. The consolidated seismicity maps from ISC, EMMA (Vannucci, G. and Gasperini, P., 2004) and Kalafat *et al.* (2009) catalogues with no magnitude restriction.

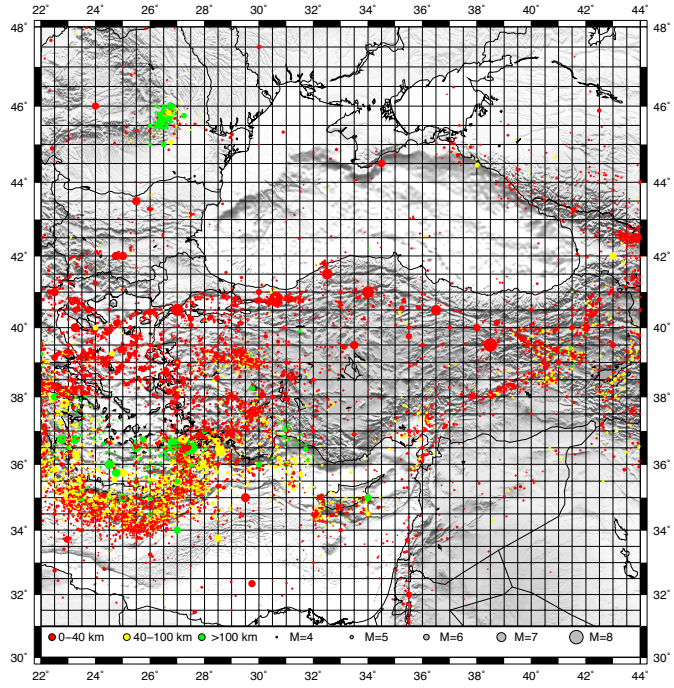

Figure 5.2. The consolidated seismicity maps from ISC, EMMA (Vannucci, G. and Gasperini, P., 2004) and Kalafat *et al.* (2009) catalogues with M > 4.

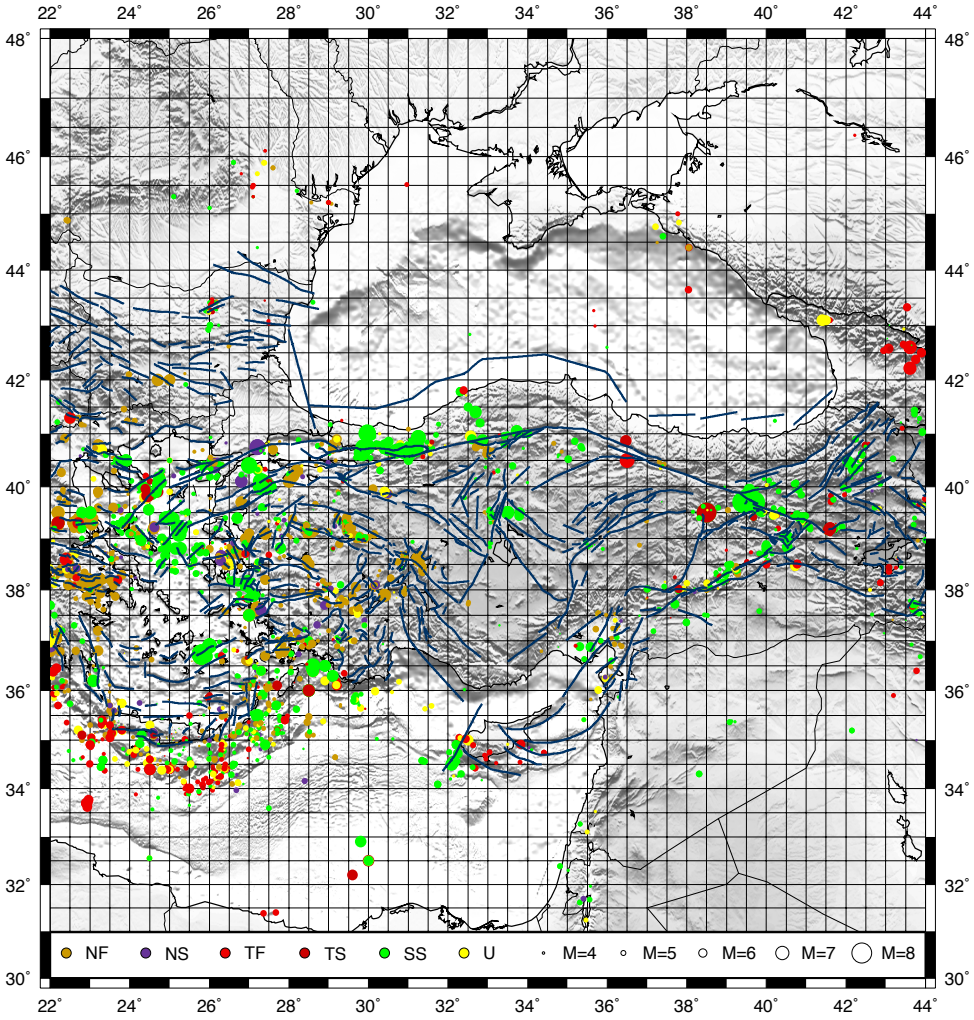

Figure 5.3. Fault types in the Eastern Mediterranean, Aegean and Black Seas according to Zoback (1992) derived from ISC, EMMA and Kalafat *et al.* (2009) moment tensor catalogues for the depth range of 0-40 km. NF = Normal faulting. NS = Normal faulting combined with considerable strike-slip component. TF = Thrust faulting. TS = Thrust faulting combined with considerable strike-slip component. SS = Strike-slip faulting. U = Unclassified type of faulting. Fault lines are taken from Basili *et al.* (2013). Figure modified from Necmioğlu and Özel (2014).

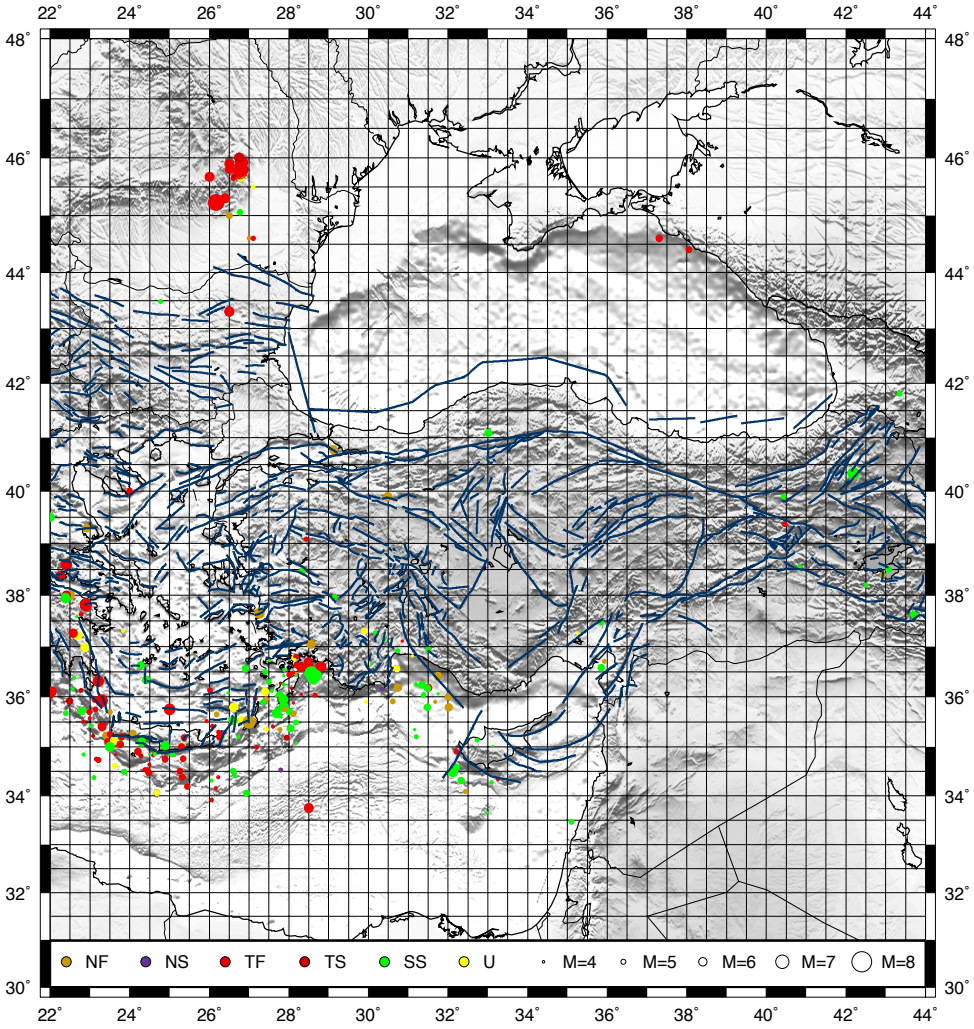

Figure 5.4. Fault types in the Eastern Mediterranean, Aegean and Black Seas according to Zoback (1992) derived from ISC, EMMA and Kalafat *et al.* (2009) moment tensor catalogues for the depth range of 40-100 km. NF = Normal faulting. NS = Normal faulting combined with considerable strike-slip component. TF = Thrust faulting. TS = Thrust faulting combined with considerable strike-slip component. SS = Strike-slip faulting. U = Unclassified type of faulting. Fault lines are taken from Basili *et al.* (2013). Figure modified from Necmioğlu and Özel (2014).

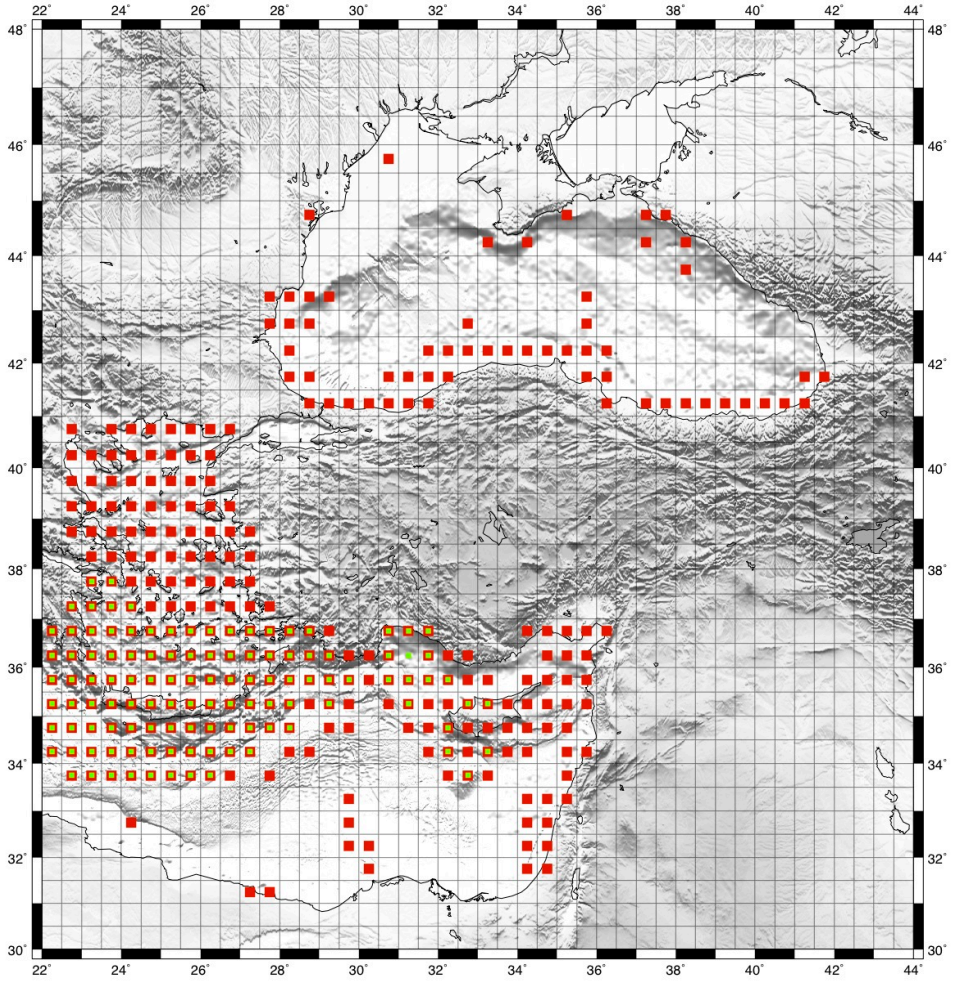

Figure 5.5. Locations of 0.5° x 0.5° bins at 0-40 km (red squares) and 40-100 km depth (green squares) layers to be used in the source characterization and corresponding tsunami scenario creation.

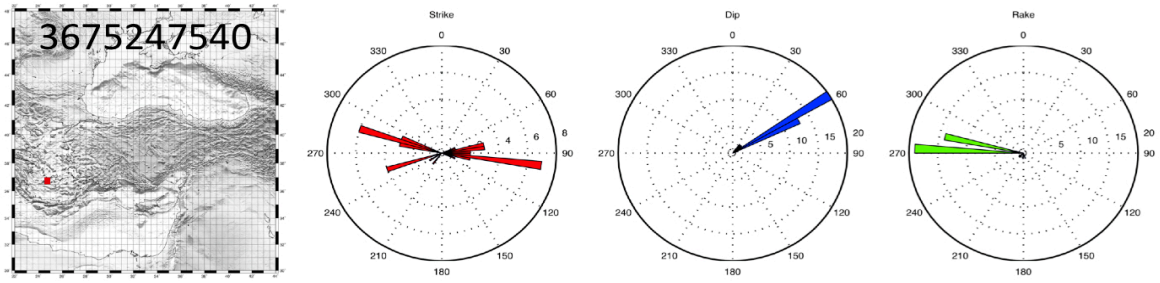

Figure 5.6. Example for the evaluation of the strike, dip and rake values for a given bin. The variation of parameters is shown on a polar diagram for bin 3675247540 (bin corresponds to 0-40 km depth layer with its center located at 36.75°N/24.75°E) in this case. Such polar diagrams have been used for all analysis bins.

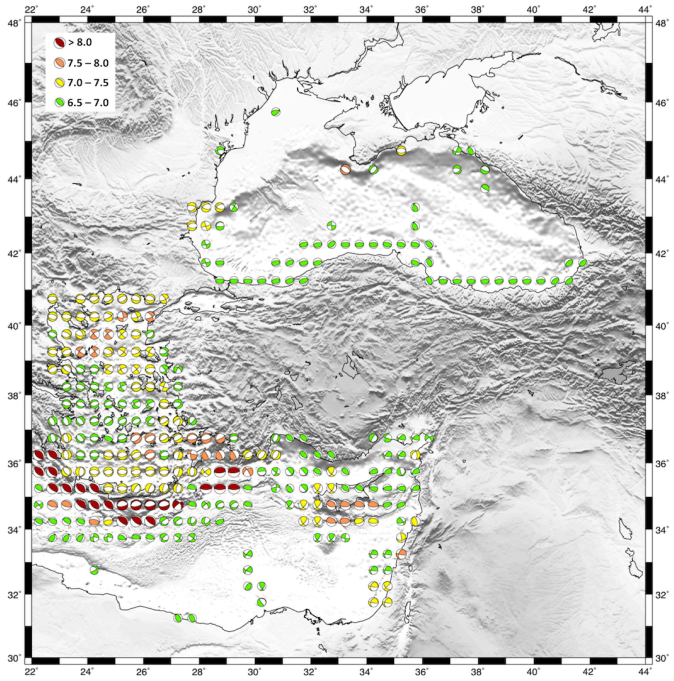

Figure 5.7. Representation of characteristic earthquake focal mechanism parameters for 0-40 km depth layer provided. Beach-ball sizes are proportional to the Mw_{max} assigned to each bin.

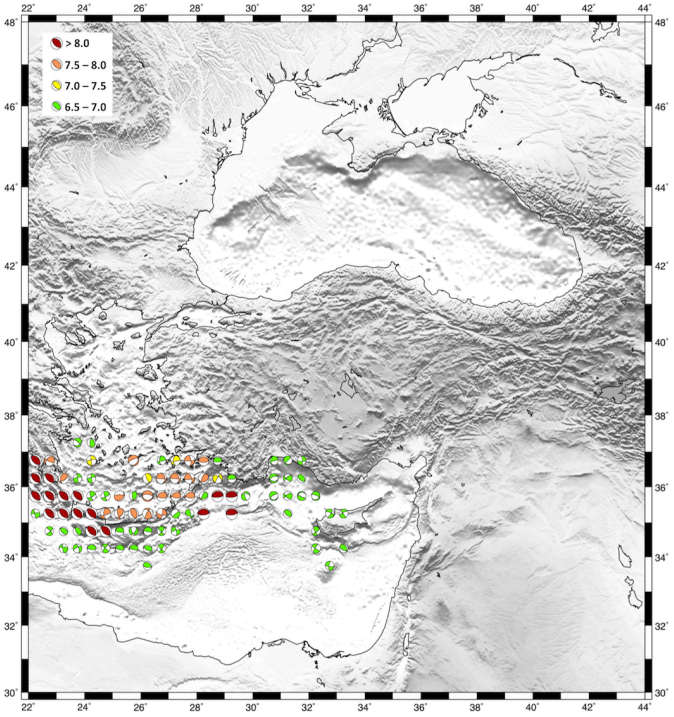

Figure 5.8. Representation of characteristic earthquake focal mechanism parameters for 40-100 km depth layer. Beach-ball sizes are proportional to the Mw_{max} assigned to each bin.

5.2. Tsunami Modeling and Computational Infrastructure

I have calculated tsunami scenarios with the SWAN-JRC code (Annunziato, 2007) which solves the shallow water equations by the finite difference numerical scheme based on SWAN code by C.L. Mader (2004). Initial conditions for the tsunami modelling is obtained using an analytical solution for surface deformation in an elastic half-space (Okada, 1985) embedded in SWAN-JRC by estimating the distribution of coseismic uplift and subsidence using the earthquake source parameters (Zamora et al, 2014). The validated code (Zamora *et al.*, 2014) initializes the calculation space, performs the travel time propagation calculation, verify at each step if there are locations reached by the wave and thus update the visualization and animation files. The calculations have been performed in EC-JRC using an IBM System 12850 MAX5 with the following computational characteristics: 8x Intel Xeon E7-4850 CPU, 24M cache 2.4 GHz (10 core-20 thread) and 1TB PC3-10600 DDR-3L RAM. The sequencing of the cases to be analysed has been performed through an ad-hoc programme written in vb.net (ScenarioManager), which prepares the parameters to be used by the script for its execution on the server. ScenarioManager was also used for quality checks and for the creation of specific statistical files. The whole matrix of 2415 cases including coarse (2 arcmin), medium (1 arcmin) and fine (0.25 arcmin) bathymetry resolution modelling is composed of 34447 folders, 2.8 million files and 5.88 TB of data and is organized in Magnitude>Location>Depth so that for example the folder MAG_770\P02475^P03475^0770\0040 corresponds to magnitude 7.7 event with a location of 25.75 E 34.75 N and depth (top of the fault) at 40 km. Please note that since more time is required for the evaluation of medium and fine calculations, only coarse bathymetry resolution 99odelling results are presented here.

5.3. Case Studies

5.3.1. 365 A.D. Event

The earthquake of 21 July 365 A.D. was a significant event in the Hellenic Arc affecting a large area in the Eastern Mediterranean, where most of the associated damage

was due to the seismic sea wave that played havoc with coastal settlements in Egypt, Peloponnese and Sicily (Ambraseys, 2009). First the sea was driven back and then huge masses of water flowed back, shipwrecks were found 2 km off the coastal line on the south-western shore of Peloponnesus near Methoni; tsunami was observed in Asia Minor and the coast of Sicily was flooded (Soloviev *et al.*, 2000; Altınok *et al.*, 2011). Papadopoulos (2011) provides a detailed discussion on this event. According to Ambraseys (2009), there is evidence that this rather shallow earthquake was produced by thrust faulting off the southwest coast of Crete, which extended for about 100 km to the northwest, striking at 320°. The uplifting of the west coast of the island of Crete by 4-9 m may be associated with this or other earthquakes during that period. The seismic sea wave was caused by the offshore fault rupture, by (a) large-scale landslide(s) from the bathymetric escarpments, or both. In their interpretation of the Eastern Mediterranean tectonics and tsunami hazard based on detailed investigation of the 365 AD earthquake, Shaw *et al.* (2008) presented evidence from field observations and radiocarbon data that western Crete was lifted by up to 10m above sea level during the earthquake and suggested that the earthquake occurred on a fault dipping at around 30° within the overriding plate and not on the subduction interface. Their tsunami modelling provided open-ocean wave heights of tsunami waves that are comparable to that of observed and modelled in the open ocean for the Sumatra 2004 tsunami. Furthermore, Lorito *et al.* (2008) argued that up to 5m tsunami wave could be produced by the western Hellenic Arc source (365 AD event). The 365 AD events has been considered by many publications such as Tinti *et al.* (2005), Fokaefs and Papadopoulos (2007), Lorito *et al.* (2008), Papadimitriou, E.E., and Karakostas (2008), Shaw and Jackson (2010), and Pararas-Carayannis, G. (2011).

Strike, dip, rake and depth parameters (strike 315°, dip 35°, rake 90°, depth 27.3 km) of for the associated earthquake source model used in the tsunami modelling for the 365 AD event in this study has been assigned from Lorito *et al.* (2008) with a slight modification, whereas I considered also a Mw 8.4 event with a smaller rupture area and displacement (L 120 km, W 77 km, and slip 16.7 m). Tsunami initiation and propagation maps for the 365 AD event for the initial wave and 10, 20, 30, 60, 90, 120 and 180 min calculated with SWAN-JRC (Annunziato, 2007) with 2 arcmin resolution bathymetry data is shown in Figure 5.9 and travel times computed with NOAA-TTT can be found in Figure 5.10. The epicentre of the source is selected as 35.25°N 23.25°E. My modelling indicates

that tsunami reaches north-eastern Libya and western Peloponnese in half an hour, whereas the arrival time for eastern Sicily, Calabria and Rhodes is one hour. Waves arrive to Antalya, western Cyprus, Alexandria, and Tripoli in 90 minutes and reaches Levantine coast in 2 hours.

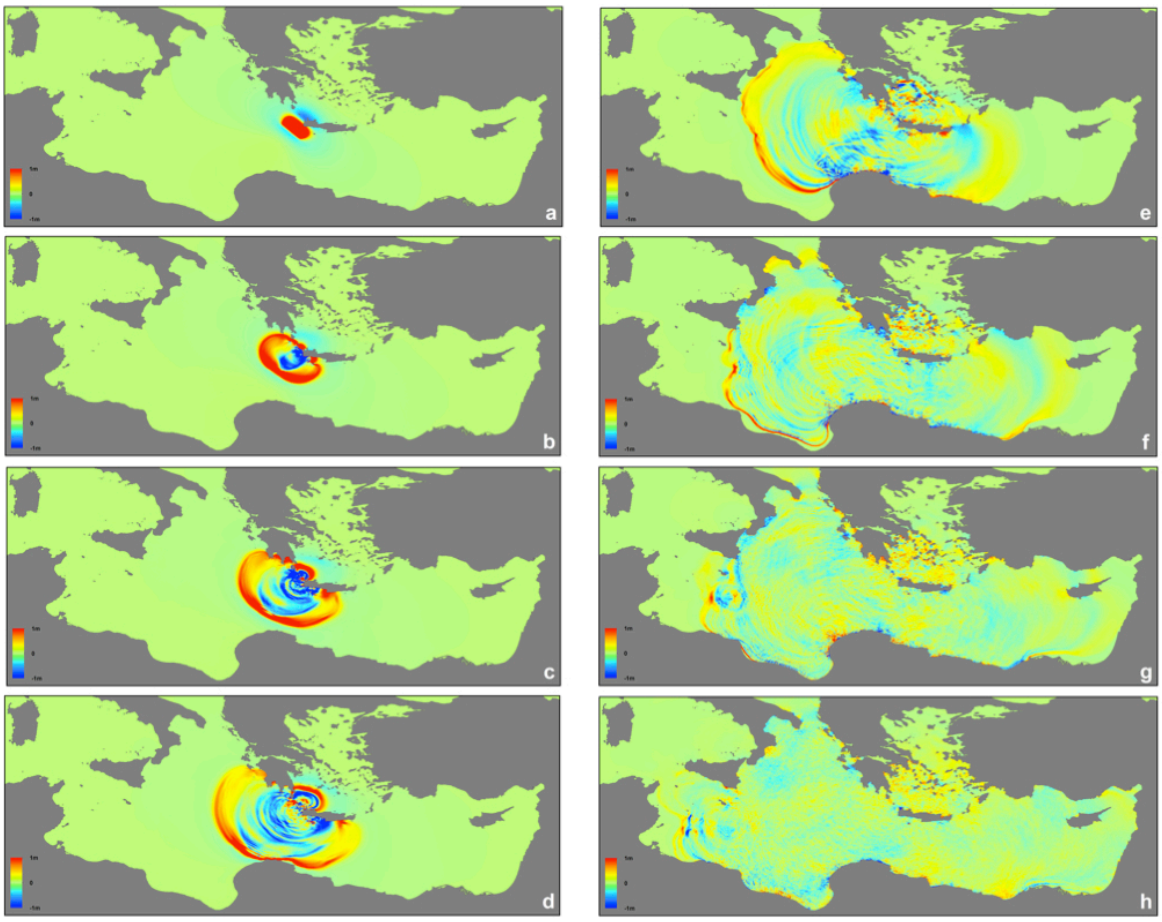

Figure 5.9: Tsunami initiation and propagation maps for the 365 AD event for a) initial wave b) 10 min c) 20 min d) 30 min e) 60 min f) 90 min g) 120 min and h) 180 min calculated with SWAN-JRC (Annunziato, 2007) with 2 arcmin resolution bathymetry data. Source parameters are epicenter 35.25°N 23.25°E, Mw 8.4, hypocenter depth 27.3 km, strike 315°, dip 35°, rake 90°, L 120 km, W 77 km, and slip 16.7 m. Tsunami reaches northeastern Libya and western Peloponnese in half an hour, whereas the arrival time for eastern Sicily, Calabria and Rhodes is one hour. Waves arrive to Antalya, western Cyprus, Alexandria, and Tripoli in 90 minutes and reaches Levantine coast in 2 hours. Colour scale is set between -1 m and +1 m to reflect the propagation efficiently.

Maximum wave height distribution for the 365 AD event, shown in Figure 5.11, indicates a strong focusing between Benghazi and Darna provinces in the eastern part of the Libya and a minimum of 1 m offshore wave height can be observed throughout Eastern Mediterranean from Alexandria (Egypt) to Sicily and southern coasts of Italy. Extreme impact is evident in the western Crete, eastern Peloponnese and Attica, and eastern part of Libya between Benghazi and Darna provinces (Figure 5.12). Considerable impact is evident in the southern Aegean, central and eastern Crete, Rhodes and Turkish coasts opposite Rhodes, north-western coasts of Egypt, in the northern Libya between Tripoli and Benghazi provinces, eastern Sicily, southern Italy and western Peloponnese. The impact is relatively low in the Levantine and almost no impact is associated with Northern Aegean, eastern Cyprus, Tunisia, western Sicily and beyond, and Albania. The results are consistent with the historical records indicating the reliability of the tsunami model used in this study.

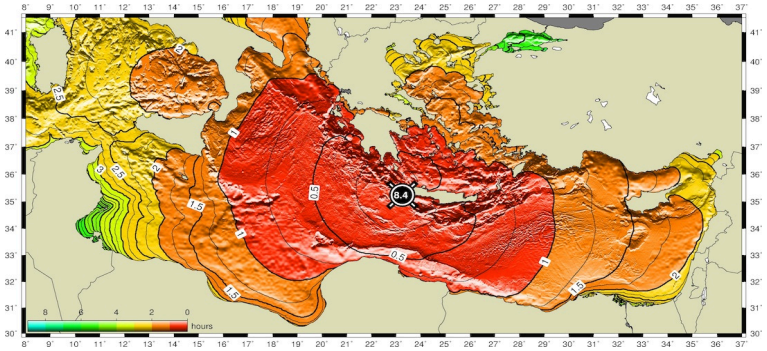

Figure 5.10. Tsunami travel time maps for the 365 AD event obtained with NOAA-TTT.

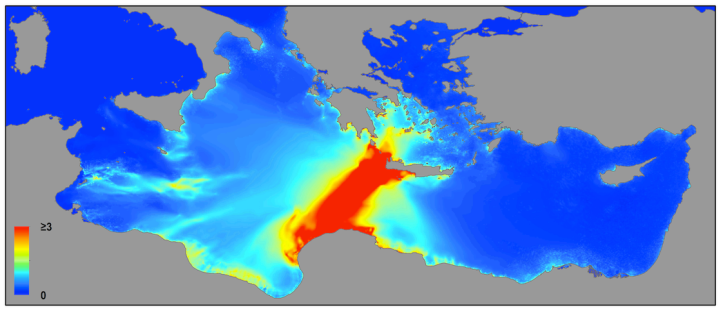

Figure 5.11. Maximum wave height distribution for the 365 AD event. Source parameters are provided in Figure 5.9. Strong focusing between Benghazi and Darna provinces in the eastern part of the Libya is evident and a minimum of 1 m offshore wave height can be observed throughout Eastern Mediterranean from Alexandria (Egypt) to Sicily and southern coasts of Italy.

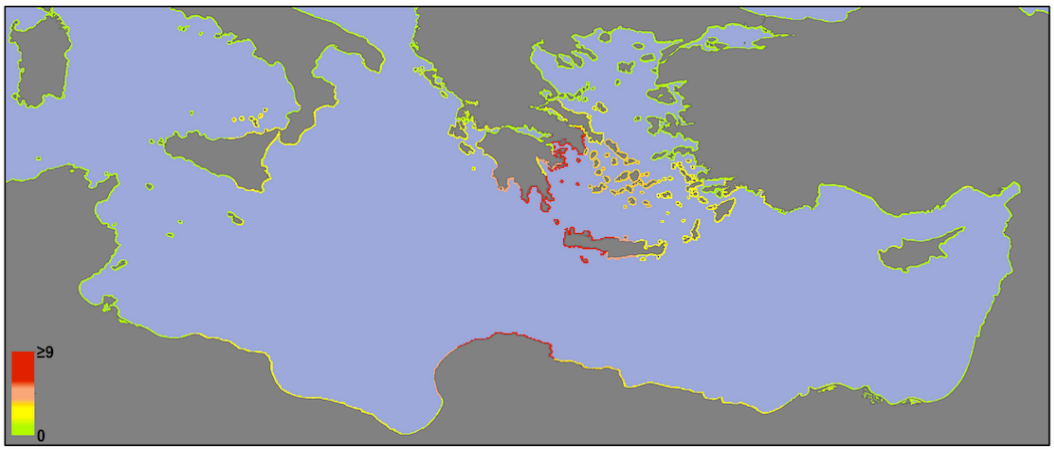

Figure 5.12. Maximum impact map for the 365 AD event. Source parameters are provided in Figure 5.9. Extreme impact is evident in the western Crete, eastern Peloponnese and Attica, and eastern part of Libya between Benghazi and Darna provinces. Considerable impact is evident in the southern Aegean, central and eastern Crete, Rhodes and Turkish coasts opposite Rhodes, northwestern coasts of Egypt, in the northern Libya between Tripoli and Benghazi provinces, eastern Sicily, southern Italy and western Peloponnese. The impact is relatively low in the Levantine and almost no impact is associated with Northern Aegean, eastern Cyprus, Tunisia, western Sicily and beyond, and Albania.

5.3.2. 1303 A.D. Event

A large lower-crust earthquake occurred on 8 August 1303 causing, at certain places quite serious, wide spread damage in the Eastern Mediterranean. In Alexandria, for example, the worst damage was caused by the combination of the earthquake, the sea and a high wind, which drove ships onto the coast and demolished part of the rampart, killing 46 people. The seismic sea wave, which is associated with this earthquake and reported from other parts of the Eastern Mediterranean region, does not seem to have affected Cyprus (Ambraseys, 2009). On the Island of Crete, the sea rushed toward Candia (Heracleon) with such a force that many buildings were broken down and many people were killed. In Akko, the sea receded far off, more then 1.6 km. The sea retreated also in many Harbors of Syria, Lebanon and Palestine. The tsunami was observed on the Island of Rhodes and in the Adriatic Sea (Soloviev, 2000). In Egypt, ships sailing in the middle of the Nile and lying at anchor were thrown up into the banks (Soloviev, 2000; Altınok *et al.*, 2011). Papadopoulos

(2011) provides a detailed discussion on the earthquake and associated tsunami. Further information on the 1303 AD event can be found in Guidoboni and Comastri (1997) and Hamouda (2006).

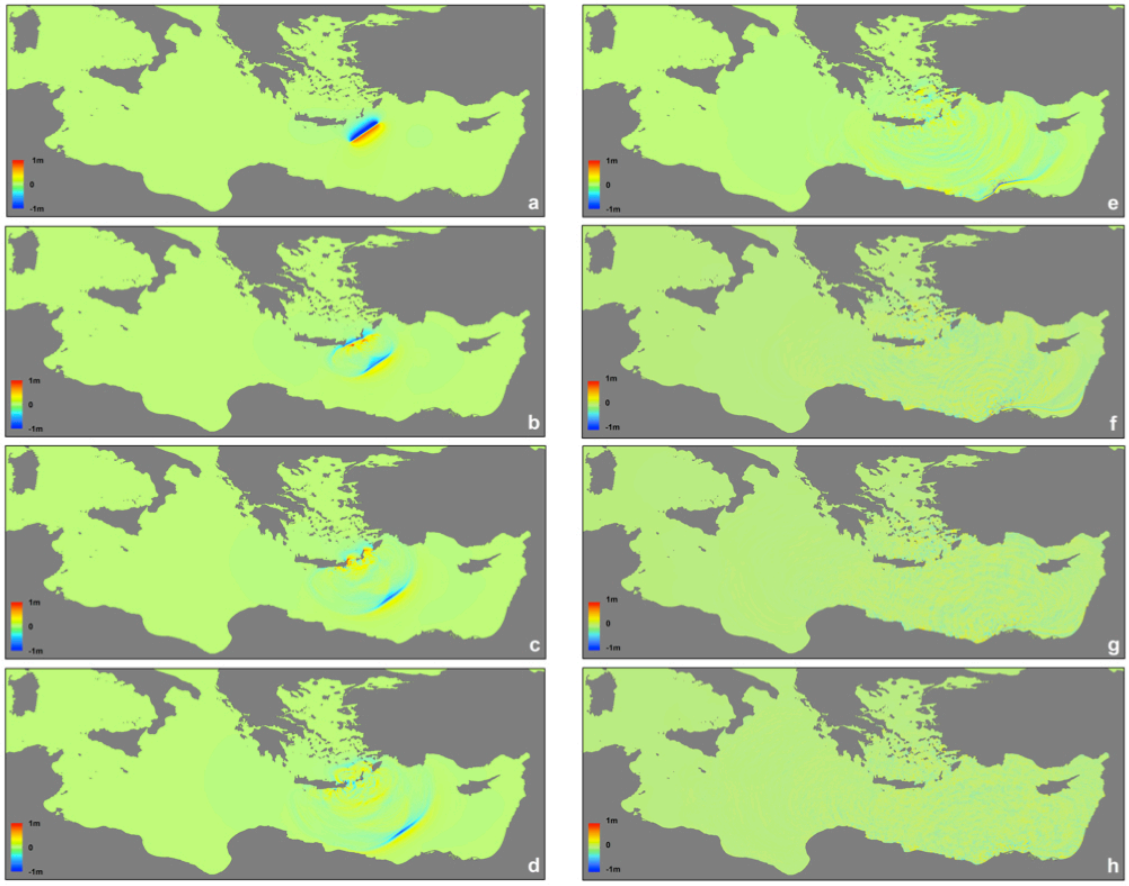

Figure 5.13. Tsunami initiation and propagation maps for the 1303 AD event for a) initial wave b) 10 min c) 20 min d) 30 min e) 60 min f) 90 min g) 120 min and h) 180 min calculated with SWAN-JRC (Annunziato, 2007) with 2 arcmin resolution bathymetry data. Source parameters are epicenter 34.75°N 27.25°E, Mw 8.0, hypocenter depth 32.6 km, strike 230°, dip 80°, rake 320°, L 178 km, W 56 km, and slip 3.8 m. Tsunami reaches Cyprus and Alexandria in around 75 min the Levantine coast in maximum of 2 hours. Color scale is set between -1m and +1m to reflect the propagation efficiently.

Earthquake source parameters used in tsunami modelling are assigned from ISC MT Catalogue and Moratto *et al.* (2007) where L, W and slip parameters were assigned based on Leonard (2010). The following parameters have been used in the modelling: strike 230°, dip 80°, rake 320°, depth 32.6 km, Mw 8, L=178, W=56, slip 3.8 m. Based on the

historical records, I assigned the epicentre as 34.75°N 27.25°. Tsunami initiation and propagation maps for the 1303 AD event for the initial wave and 10, 20, 30, 60, 90, 120 and 180 min calculated with SWAN-JRC (Annunziato, 2007) with 2 arcmin resolution bathymetry data is shown in Figure 5.13 and travel times computed with NOAA-TTT can be found in Figure 5.14. The modelling shows that tsunami reaches Cyprus and Alexandria in around 75 min the Levantine coast in maximum of 2 hours.

Maximum wave height distribution for the 1303 AD event is given in Figure 5.15 showing strong focusing in Alexandria and other parts of the northern Egypt and a minimum of 1 m offshore wave height can be observed throughout Alexandria, eastern Crete, Kasos, Karpathos and Rhodes. Maximum impact map for the 1303 AD event (Figure 5.16) also indicates that extreme impact is evident in the eastern Crete, Kasos and Karpathos. And considerable impact is observed in southern Rhodes and western parts of Alexandria, Egypt. The impact is relatively low in the southern Aegean and almost no impact is associated with remaining parts of the Eastern Mediterranean. These results also comply with the historical records.

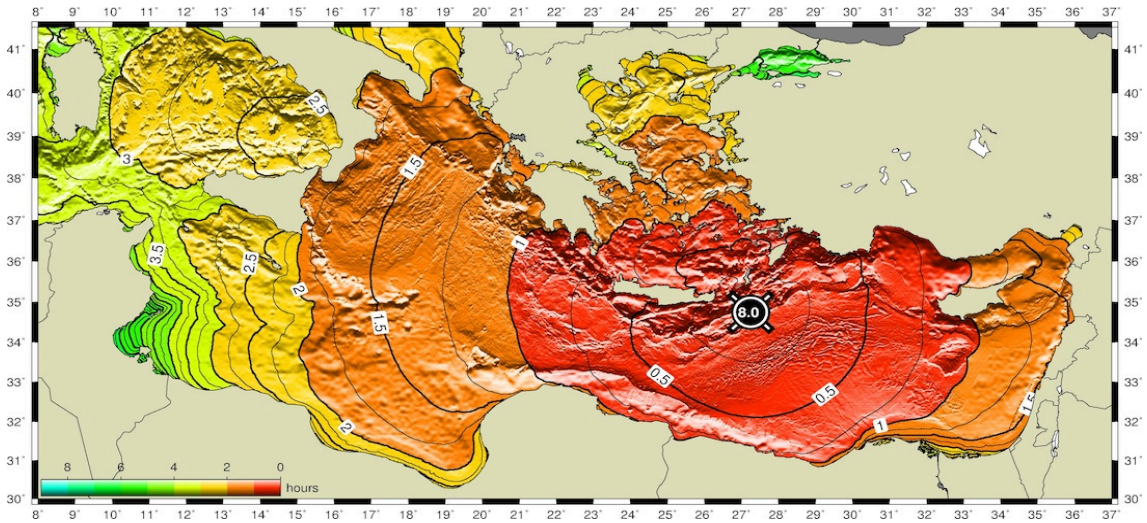

Figure 5.14. Tsunami travel time maps for the 1303 AD event obtained with NOAA-TTT.

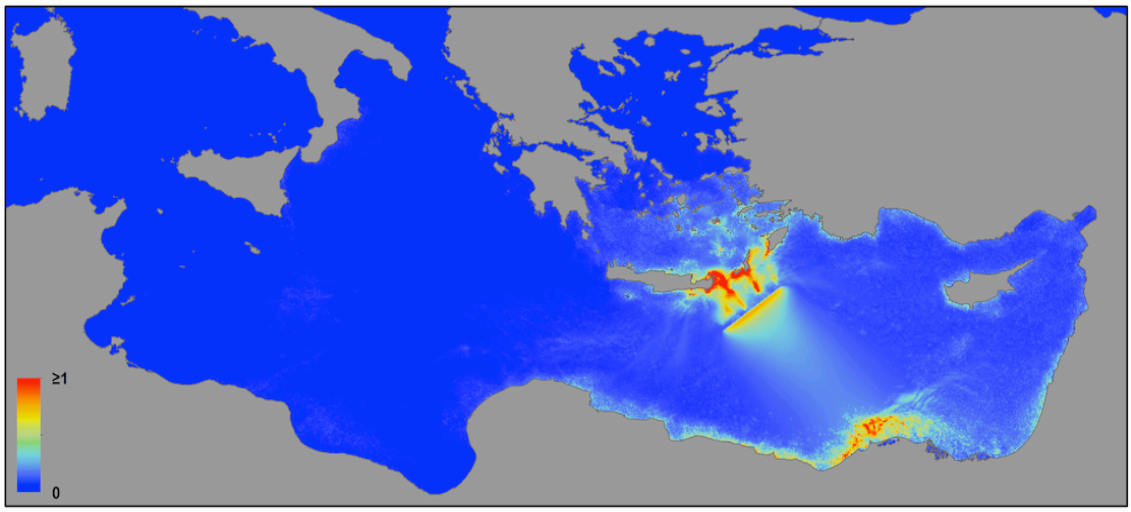

Figure 5.15. Maximum wave height distribution for the 1303 AD event. Source parameters are provided in Figure 5.13. Strong focusing in Alexandria and other parts of the northern Egypt is evident and a minimum of 1 m offshore wave height can be observed throughout Alexandria, eastern Crete, Kasos, Karpathos and Rhodes.

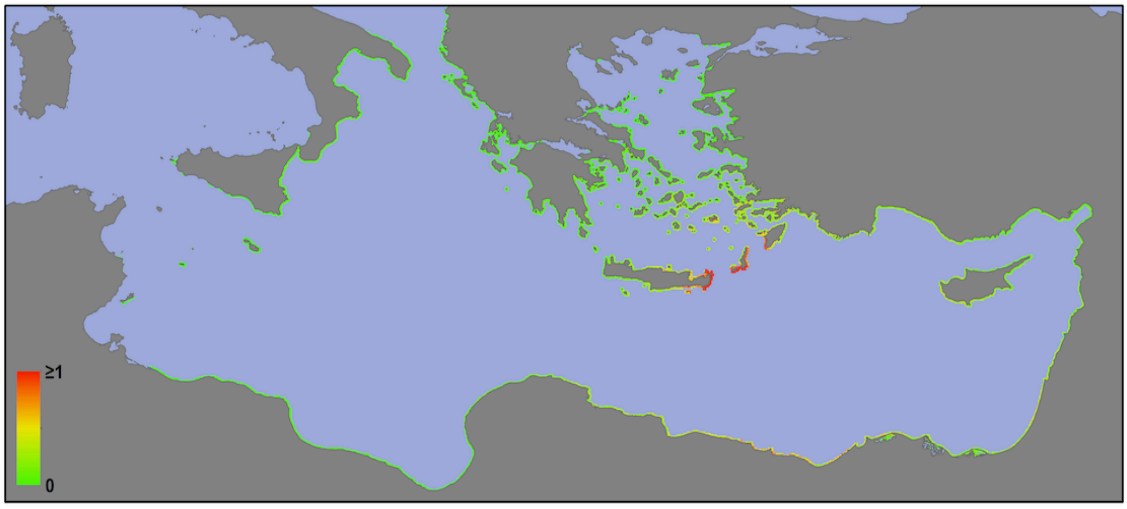

Figure 5.16. Maximum impact map for the 1303 AD event. Source parameters are provided in Figure 14. Extreme impact is evident in the eastern Crete, Kasos and Karpathos. Considerable impact is observed in southern Rhodes and western parts of Alexandria, Egypt. The impact is relatively low in the southern Aegean and almost no impact is associated with remaining parts of the Eastern Mediterranean.

5.4 Evaluation of the Tsunami Scenario Database

In this section, I present various statistical information on the created tsunami scenario database to reflect the overall characteristics of the data, issues related to the resolution of the bathymetry used in the modelling, followed by a qualitative and quantitative assessment of the results. There are 1394 forecast points in the Black Sea and Eastern Mediterranean scenario database for which the depth of the bathymetry at the closest calculation point is given in Figure 5.17 and Figure 5.18, respectively, both for shallow and intermediate depth earthquake sources. The distribution of the bathymetry depths of the calculations is given in Figure 5.19. The vast majority of the calculations are performed within 20-100 m bathymetry range, and a high portion within this range corresponds to calculation at depths 20-40 m. No calculations have been performed in less than 20m bathymetry depth during the coarse resolution modelling. The distribution of the calculated wave heights with respect to the bathymetry depth of the calculation point for all bathymetry ranges and for calculations performed only within the 20-100 m bathymetry range are given in Figure 5.20. The effect of the source depth is clearly visible in both figures with a ratio close to 2 between the wave heights calculated for shallow events (top of the fault at 5 km depth) and intermediate depth events (top of the fault at 40 km depth). The distribution of the calculated wave heights with respect to the distance between the calculation point and associated earthquake epicentre for all bathymetry ranges and for calculations performed only within the 20-100 m bathymetry range are given in Figure 5.21. The effect of the source depth is clearly visible in both figures where the calculated wave heights are substantially higher for shallow events in the range of 0-200 km source-calculation point distance. The relative increase observed in the wave heights between 250-500 km is mostly associated with the earthquakes in the Hellenic Arc and calculations points in the northern Africa, especially between Benghazi (Libya) and Alexandria (Egypt). A statistical representation of the calculated wave height distribution is given in Figure 5.22, which shows that the vast majority of the calculated waves are within 0-1m range. It can be argued that the set of calculations in all bathymetry depths could be considered as representative for the calculations performed in 20-100 m bathymetry depths, and vice versa. The distribution of the calculated wave height with respect to Mw for all bathymetry ranges and for calculations performed only within the 20-100 bathymetry range given in Figure 5.23 indicates a ratio of 2 for calculated wave heights for

shallow and intermediate depth events for the Mw range of 6.5-6.6; around 1.6 for the Mw range of 6.7-7.8 and 1.2 for the Mw range of 7.9-8.5 for both sets of data.

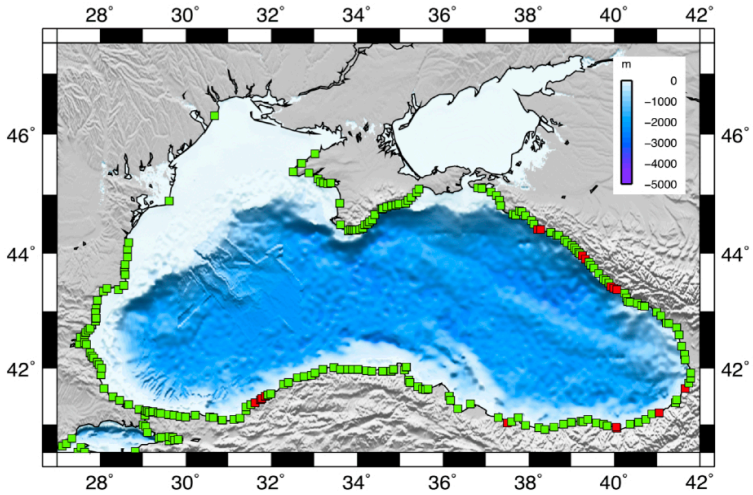

Figure 5.17. Bathymetry depths of the calculation points in Black Sea used in the scenario calculations. Green colour indicates bathymetry depth less than 100 m, whereas red colour represents bathymetry depth higher than 100 m.

Maximum wave heights calculated in Black Sea for the shallow earthquakes defined in Figure 5.7 for calculations within the whole range of bathymetry and within 20-100 m bathymetry range are provided in Figure 5.24. While it can be argued that calculations within 20-100 m bathymetry range are more reliable and/or representative, the low resolution bathymetry data used in the modelling results in lack of calculations within this bathymetry range that may result in misleading conclusion in certain areas, such as in the southwest coasts of Black Sea. The results of the calculations in the whole range of bathymetry combined with the high number of calculation points allowed to capture the general trend in the distribution of the maximum wave height, which shows that locations in the southern coasts of Crimea, north-western coast of Turkey, Bulgarian coast and south-eastern coasts of Romania are prone to considerable (1 m < H_w < 3 m) level of tsunami hazard, whereas the eastern Black Sea coasts could be considered as low (H_w < 1 m) tsunami hazard zones. The results of the modelling are in accordance with the historical tsunami events in the region. It should be emphasized that the conclusions given above for both Black Sea and Eastern Mediterranean are valid only for the shallow earthquake sources given in Figure 5.7 excluding any possibility of an associated submarine landslide.

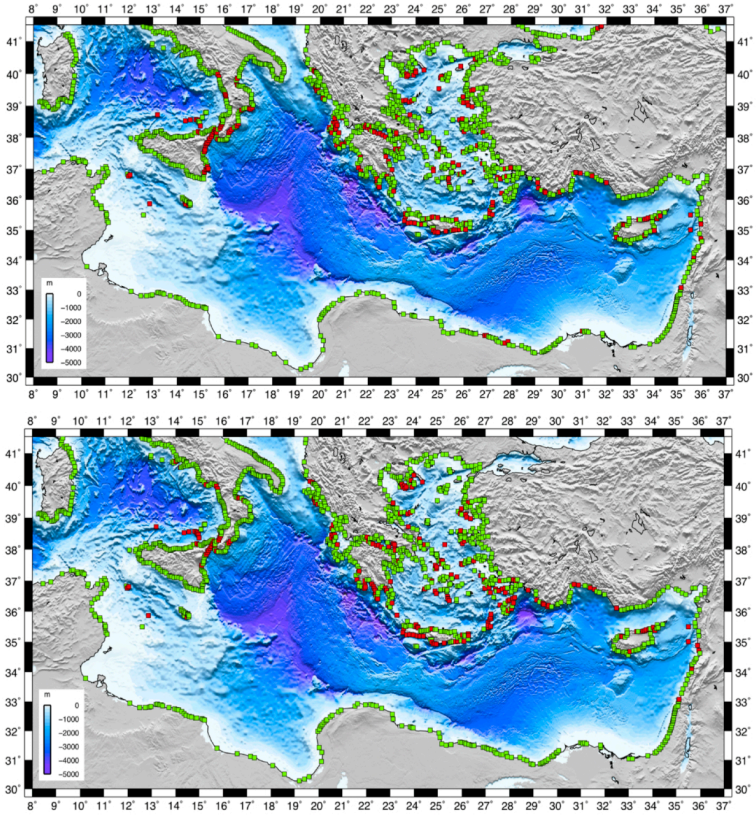

Figure 5.18. Bathymetry depths of the calculation points in Eastern Mediterranean used in the scenario calculations for shallow earthquakes sources (top) and intermediate depth earthquakes (bottom). Green colour indicates bathymetry depth less than 100m, whereas red colour represents bathymetry depth higher than 100 m.

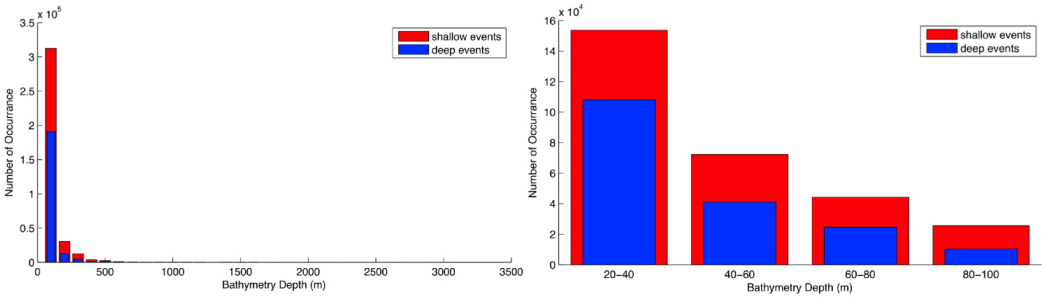

Figure 5.19. The distribution of the bathymetry depths of the calculations for all depths (left) and for the depth range of 20-100 m (right). The vast majority of the calculations are performed within 20-100 m bathymetry depth range and a high portion within this range corresponds to calculation at depths 20-40 m. No calculations have been performed in less than 20 m bathymetry depth during the coarse resolution modelling.

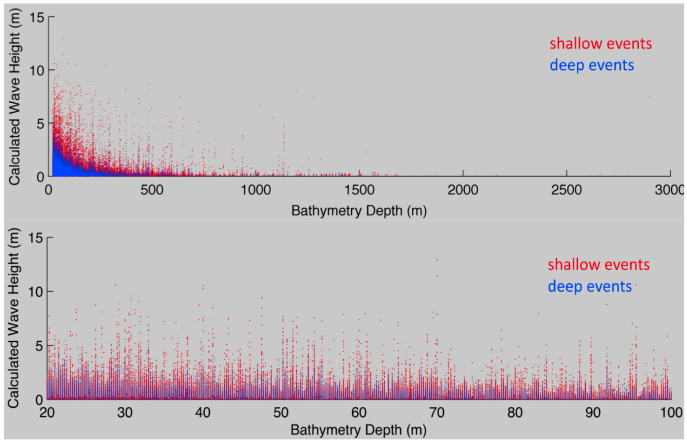

Figure 5.20. The distribution of the calculated wave heights with respect to the bathymetry depth of the calculation point for all bathymetry ranges (top) and for calculations performed only within the 20-100 m bathymetry range (bottom). The effect of the source depth is clearly visible in both figures with a ratio close to 2 between the wave heights calculated for shallow events (top of the fault at 5 km depth) and intermediate depth events (top of the fault at 40 km depth).

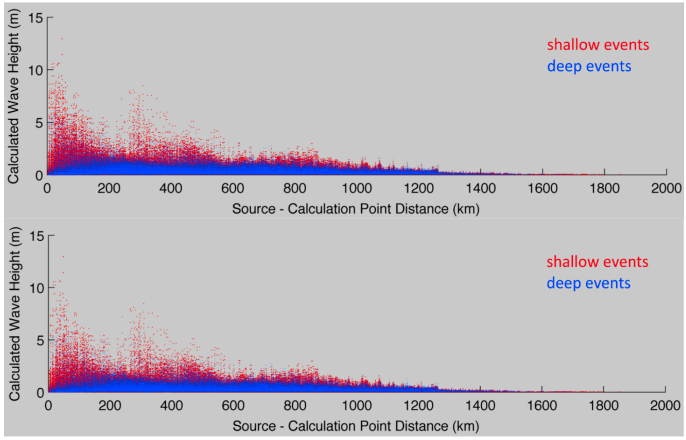

Figure 5.21. The distribution of the calculated wave heights with respect to the distance between the calculation point and associated earthquake epicentre for all bathymetry ranges (top) and for calculations performed only within the 20-100 m bathymetry range (bottom). The effect of the source depth is clearly visible in both figures where the calculated wave heights are substantially higher for shallow events in the range of 0-200 km source-calculation point distance. The relative increase observed in the wave heights between 250-500 km is mostly associated with the earthquakes in the Hellenic Arc and calculations points in the northern Africa, especially between Benghazi (Libya) and Alexandria (Egypt).

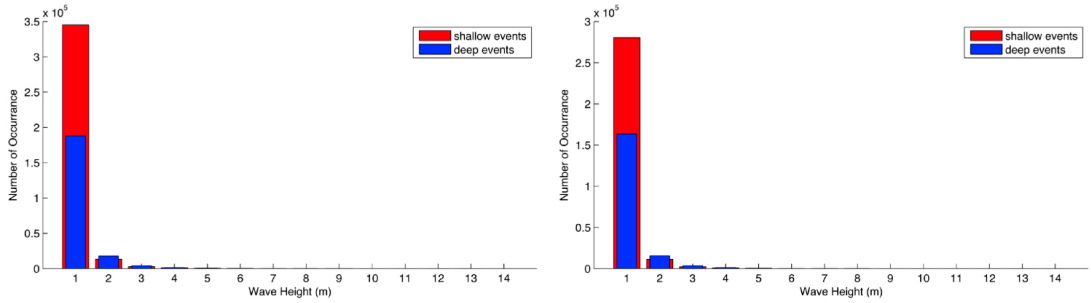

Figure 5.22. Statistical representation of the calculated wave heights distribution of the calculations for all depths (left) and for the depth range of 20-100 m (right), which shows that the vast majority of the calculated waves are within 0-1 m range. It can be argued that the set of calculations in all bathymetry depths could be considered as representative for the calculations performed in 20-100 m bathymetry depths, and vice versa.

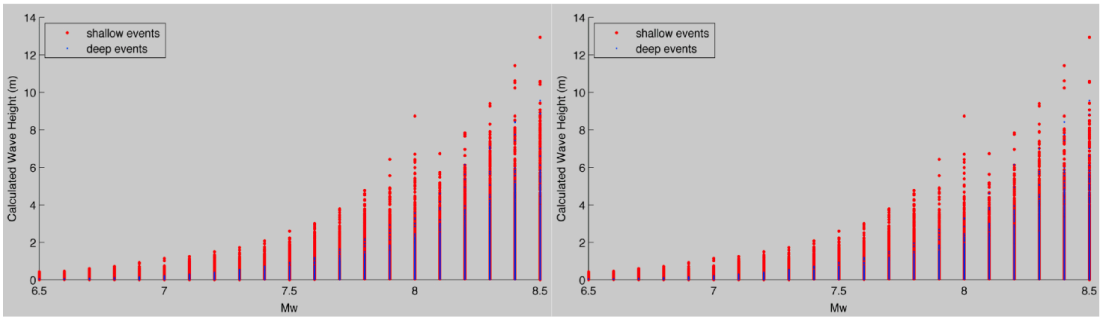

Figure 5.23. The distribution of the calculated wave heights with respect to Mw for all bathymetry ranges (left) and for calculations performed only within the 20-100 m bathymetry range (right). Calculated mean values for each Mw range varies around 2 for the Mw range of 6.5-6.6; around 1.6 for the Mw range of 6.7-7.8 and 1.2 for the Mw range of 7.9-8.5 for both sets of data.

Maximum wave heights calculated in the Central and Eastern Mediterranean for shallow earthquakes defined in Figure 5.7 for calculations within the whole range of bathymetry and within 20-100 m bathymetry ranges are provided in Figure 5.25. While it can be argued that calculations within 20-100 m bathymetry range are more reliable and/or representative, the low resolution bathymetry data used in the modelling results in lack of calculations within this bathymetry range that may result in misleading conclusion in certain areas, such in the south-western sections of Crete. The results of the calculations in the whole range of bathymetry combined with the high number of calculation points

allowed to capture the general trend in the distribution of the maximum wave height, which shows that locations in, around and orthogonal to the Hellenic Arc are prone to high (H_w > 3 m) level of tsunami hazard, whereas the tsunami hazard should be identified as considerable for the rest of the Eastern Mediterranean, Southern Aegean, Tripoli (Libya), eastern Sicily, Calabria and western coasts Greece. Tsunami hazard can be classified as relatively low for the northern Aegean, Tunisia, western Sardinia, southwest coasts of Italy, and western and northern coasts of Sicily. The results of the modelling are in accordance with the historical tsunami events in the region. It should be emphasized that these conclusions are valid only for the shallow earthquake sources given in Figure 5.7 excluding any possibility of an associated submarine landslide. Descriptions and conclusions for the tsunami hazard due to shallow earthquakes in the Eastern Mediterranean are also valid for the tsunami hazard in the same region (Figure 5.26) due to intermediate depth earthquakes defined in Figure 5.8.

In Black Sea, most of the calculated maximum wave heights are due to the Mw ranges 7.5-7.9 defined for the region, whereas in the western part of the Black Sea, maximum wave heights calculated for Bulgarian and south Romanian coasts are due to Mw range 7.0-7.4 (27). These observations support the historical records and previous tsunami hazard studies indicating that the main element of the tsunami hazard in Black Sea should be submarine landslides, especially considering the number of historical tsunami events in the region and infrequent number of earthquakes with Mw > 7.0. Maximum wave heights calculated in the Central and Eastern Mediterranean for the shallow and intermediate depth earthquakes, defined in Figure 5.7 and Figure 5.8, and associated earthquake magnitudes are provided in Figure 5.28 and Figure 5.29, respectively. For shallow sources, almost all maximum wave heights calculated for the eastern Mediterranean are due to the Mw ranges 8.0-8.5 defined for the Hellenic Arc, whereas sources defined in the range of Mw 7.5-7.9 are the primary cause for the maximum wave heights observed in the south- and eastern Cyprus and Syrian coast. The observation is also valid for the southeast Aegean. In the central and the northern Aegean, earthquakes in the range of Mw 7.0-7.4 are responsible for the maximum wave heights calculated. For intermediate depth sources in the Eastern Mediterranean, all maximum wave heights calculated for the eastern Mediterranean and Aegean Sea are due to the Mw ranges 8.0-8.5 defined for the Hellenic Arc. It should be emphasized that these conclusions are valid only

for the earthquake sources given in Figure 5.7 and Figure 5.8 excluding any possibility of an associated submarine landslide.

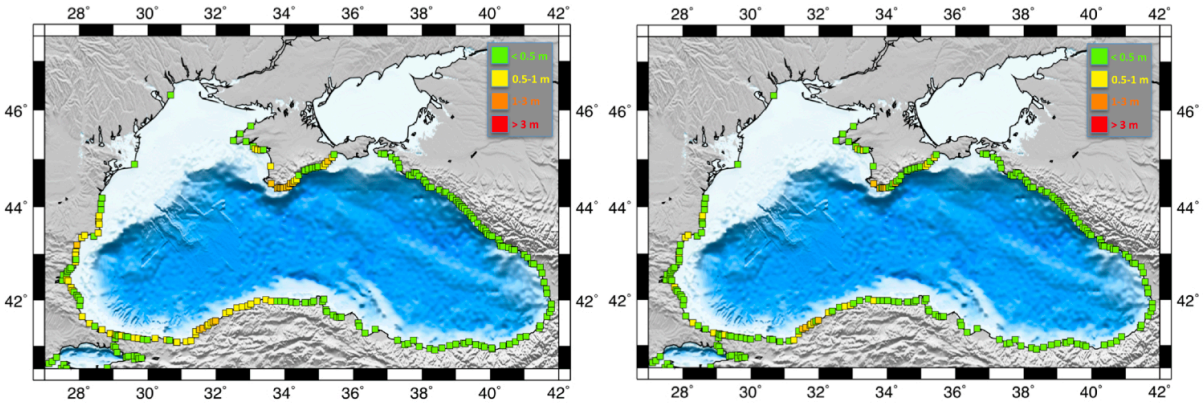

Figure 5.24. Maximum wave heights calculated in Black Sea for the shallow earthquakes defined in Figure 5.7. Left figure shows calculations took place within the whole range of bathymetry, whereas right figure shows calculations that took place within 20-100 m bathymetry range. While it can be argued that calculations within 20-100 m bathymetry range are more reliable and/or representative, the low resolution bathymetry data used in the modelling results in lack of calculations within this bathymetry range that may result in misleading conclusion in certain areas, such as in the southwest coasts of Black Sea. The results of the calculations in the whole range of bathymetry combined with the high number of calculation points allowed to capture the general trend in the distribution of the maximum wave height, which shows that locations in the southern coasts of Crimea, north-western coast of Turkey, Bulgarian coast and south-eastern coasts of Romania are prone to considerable (1 m < H_w < 3 m) level of tsunami hazard, whereas the eastern Black Sea coasts could be considered as low (H_w < 1 m) tsunami hazard zones. The results of the modelling are in accordance with the historical tsunami events in the region. It should be emphasized that these conclusions are valid only for the shallow earthquake sources given in Figure 5.7 excluding any possibility of an associated submarine landslide.

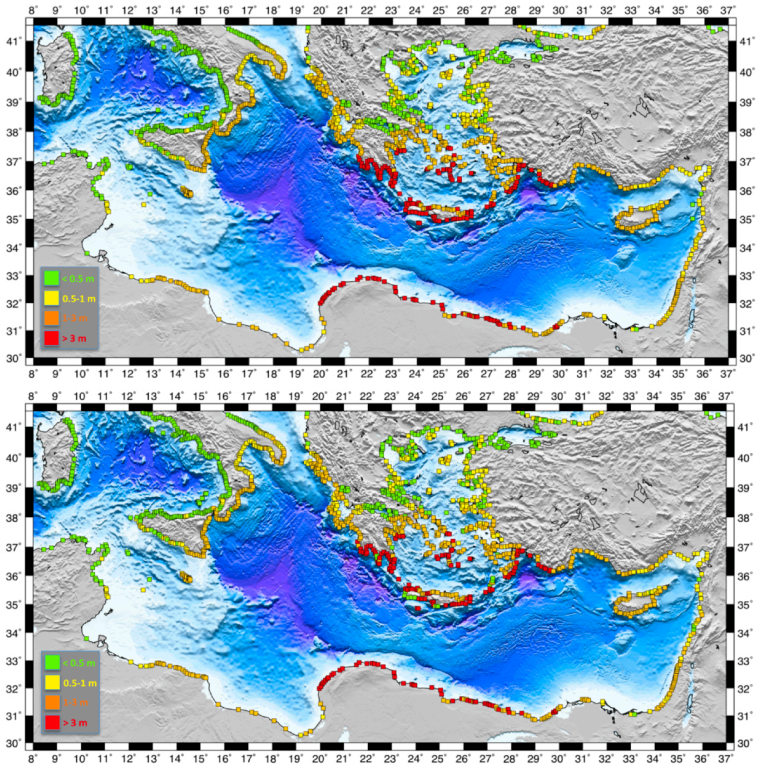

Figure 5.25. Maximum wave heights calculated in the Central and Eastern Mediterranean for the shallow earthquakes defined in Figure 5.7. Top figure shows calculations took place within the whole range of bathymetry, whereas bottom figure shows calculations that took place within 20-100 m bathymetry range. While it can be argued that calculations within 20-100 m bathymetry range are more reliable and/or representative, the low resolution bathymetry data used in the modelling results in lack of calculations within this bathymetry range that may result in misleading conclusion in certain areas, such in the south-western sections of Crete. The results of the calculations in the whole range of bathymetry combined with the high number of calculation points allowed to capture the general trend in the distribution of the maximum wave height, which shows that locations in, around and orthogonal to the Hellenic Arc are prone to high level of tsunami hazard, whereas the tsunami hazard should be identified as considerable for the rest of the Eastern Mediterranean, Southern Aegean, Tripoli (Libya), eastern Sicily, Calabria and western coasts Greece. Tsunami hazard can be classified as relatively low for the northern Aegean, Tunisia, western Sardinia, southwest coasts of Italy, and western and northern coasts of Sicily. The results of the modeling are in accordance with the historical tsunami events in the region. It should be emphasized that these conclusions are valid only for the shallow earthquake sources given in Figure 5.7 excluding any possibility of an associated submarine landslide.

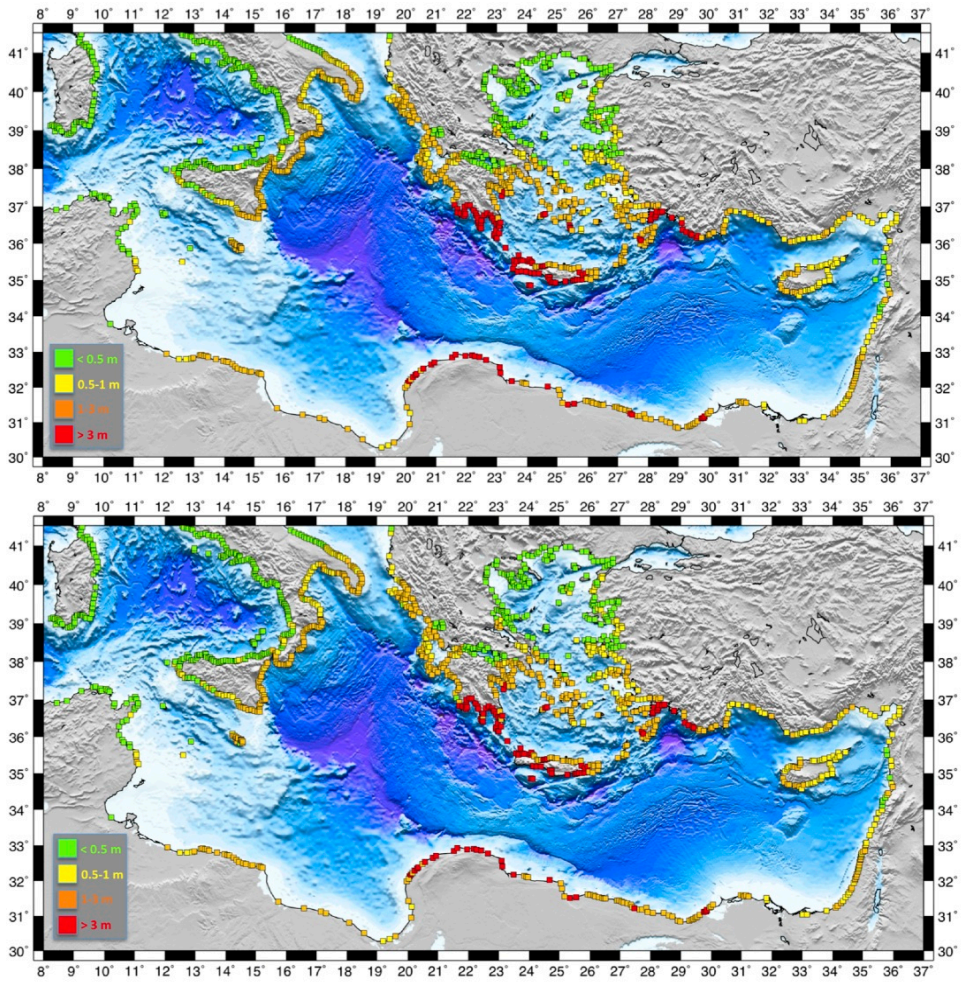

Figure 5.26. Maximum wave heights calculated in the Central and Eastern Mediterranean for the intermediate depth earthquakes defined in Figure 5.8. Descriptions and conclusions provided in Figure 5.25 also apply here.

So far, I have concentrated on the maximum wave heights and/or maximum earthquakes as elements of earthquake origin tsunami hazard analysis in the region. In order to support my conclusions and avoid possible discussion associated with the definition of the maximum magnitude values considered study, I have decided to identify the minimum earthquake magnitude for each forecast point that would lead to 50 cm wave height at the coast line. Using Green's Law defined as where $H_{w(1m)} = H_{w(CP)} \times (BD_{CP})^{1/4}$ where $H_{w(1m)}$ is the wave height at 1m bathymetry depth, $H_{w(CP)}$ is the wave height calculated and BD_{CP} is the bathymetry depth of the calculation point, I have considered all calculations where the wave height calculated offshore is higher than 20cm, based on the consideration that the majority of the calculations took place in 20-40 m bathymetry depth

range and a 20cm wave height calculated at 40m bathymetry depth would correspond to 50 cm wave height at the coastline according to the Green's Law. On the other hand, it should be emphasized that while the Green's Law provide an empirical approximation, the non-linear dynamics of the tsunami at the coastal zones may lead to deviations in actual wave heights.

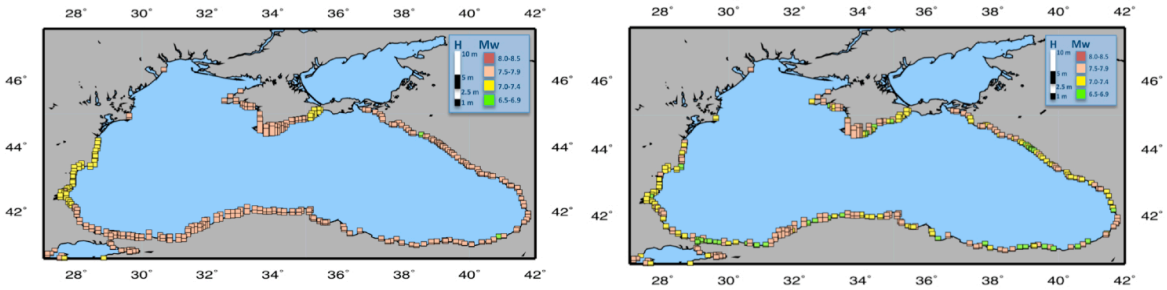

Figure 5.27. Maximum wave height calculated in Black Sea for the shallow earthquakes defined in Figure 5.7 and associated earthquake magnitudes. Left figure shows calculations took place within the whole range of bathymetry, whereas right figure shows calculations that took place within 20-100 m bathymetry range. The length of the bars is scaled with the calculated wave height and colours correspond to Mw ranges considered in this study. The distribution of the maximum wave height and Mw relation shown in this map is directly related to the earthquake sources defined. Most of the calculated maximum wave heights are due to the Mw ranges 7.5-7.9 defined for the region, whereas in the western part of the Black Sea, maximum wave heights calculated for Bulgarian and south Romanian coasts are due to Mw range 7.0-7.4. These observations support the historical records and previous tsunami hazard studies indicating that the main element of the tsunami hazard in Black Sea should be submarine landslides, especially considering the number of historical tsunami events in the region and infrequent number of earthquakes with Mw > 7.0. It should be emphasized that these conclusions are valid only for the shallow earthquake sources given in Figure 5.7.

Minimum value of earthquake magnitudes leading to 50 cm wave height at the Black Sea costs for the shallow earthquakes defined in Figure 5.7 and associated earthquake magnitudes is shown in Figure 5.30. While a higher magnitude Mw range of 7.5-7.9 is needed for the locations in the eastern Black Sea, Mw range of 7.0-7.4 is sufficient enough to have 50 cm wave in the most part of the western Black Sea. Especially in the southern coasts of Crimea, southern coasts of Romania, Bulgarian coasts and several

locations in the north-western part of the Black sea region of Turkey, a Mw range of 6.5-6.9 is enough to result in 50 cm wave height.

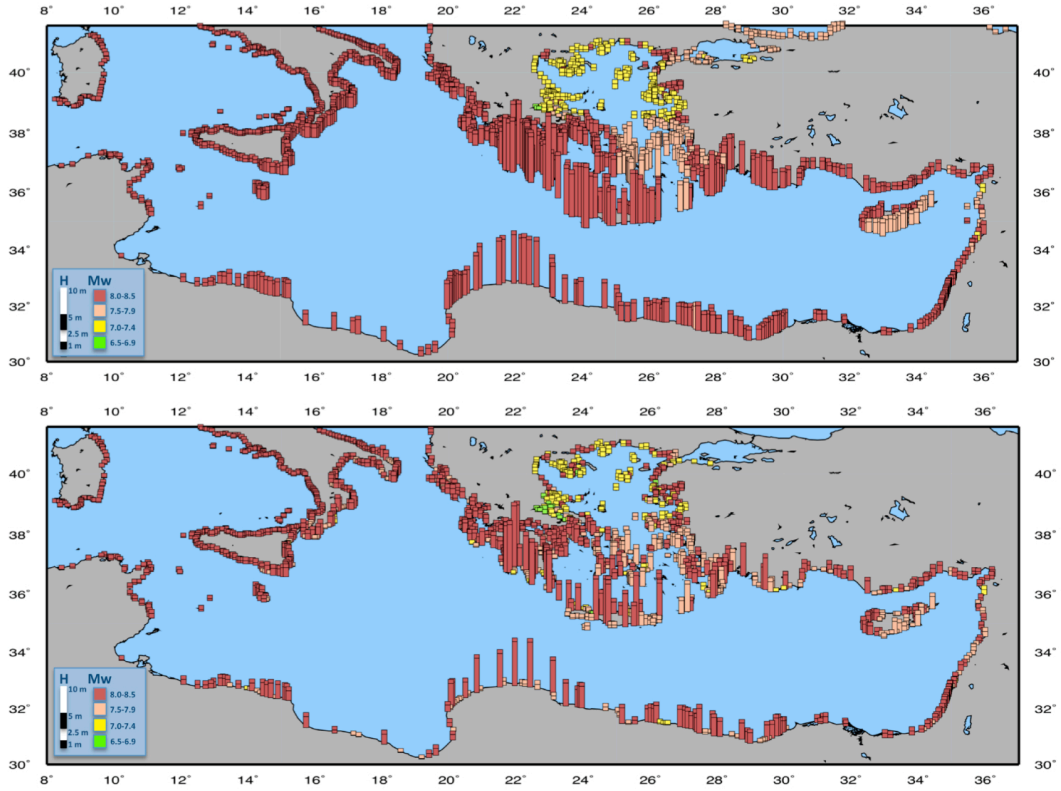

Figure 5.28. Maximum wave height calculated in the Central and Eastern Mediterranean for the shallow earthquakes defined in Figure 5.7 and associated earthquake magnitudes. Top figure shows calculations took place within the whole range of bathymetry, whereas bottom figure shows calculations that took place within 20-100 m bathymetry ranges. The length of the bars is scaled with the calculated wave height and colours correspond to Mw ranges considered in this study. The distribution of the maximum wave height and Mw relation shown in this map is directly related to the earthquake sources defined. Almost all maximum wave height calculated for the eastern Mediterranean are due to the Mw ranges 8.0-8.5 defined for the Hellenic Arc, whereas sources defined in the range of Mw 7.5-7.9 are the primary cause for the maximum wave height observed in the south- and eastern Cyprus and Syrian coast. The observation is also valid for the southeast Aegean. In the central and the northern Aegean, earthquakes in the range of Mw 7.0-7.4 are responsible for the maximum wave height calculated. It should be emphasized that these conclusions are valid only for the shallow earthquake sources given in Figure 5.7 excluding any possibility of an associated submarine landslide.

Figure 5.31 shows minimum value of earthquake magnitudes leading to 50cm wave height at the Eastern Mediterranean and Aegean costs for the shallow earthquakes defined in Figure 5.8. Locations in an around Hellenic Arc, Aegean Sea and south- and eastern Cyprus can be subject to 50 cm coastal wave height for earthquakes with Mw range of 6.5-6.9, whereas for southern coasts of Turkey, Levantine coasts, northern Egypt and north-eastern Libya, a higher Mw range of 7.0-7.4 is needed. Earthquakes in the Mw range of 7.5-7.9 are capable of generating 50cm coastal wave height in the northern Libya, southern and eastern Sicily, southern Italy, Albania and western coasts of Greece. Only earthquakes in the Mw range of 8.0-8.5 are capable of generating 50 cm coastal wave height in Tunisia, western and northern Sicily, western and Adriatic coasts of Italy, and Gulf of Corinth. Minimum value of earthquake magnitudes leading to 50 cm wave height at the Eastern Mediterranean and Aegean costs for the intermediate depth earthquakes defined in Figure 5.8 show that locations in an around Hellenic Arc, southern Aegean Sea and north-eastern Libya can be subject to 50 cm coastal wave height for earthquakes with Mw range of 7.0-7.4, whereas for southern coasts of Turkey, western Cyprus, southern Levantine, northern Egypt, Tripoli (northern Libya), eastern Sicily, southern Italy, and western Greece a higher Mw range of 7.5-7.9 is needed (Figure 5.32). Only earthquakes in the Mw range of 8.0-8.5 are capable of generating 50 cm coastal wave height in Tunisia, western and northern Sicily, western and Adriatic coasts of Italy, Gulf of Corinth, central and northern Aegean, eastern Cyprus and northern Levantine coasts. It should be emphasized that these conclusions are valid only for the shallow earthquake sources given in Figure 5.7 and Figure 5.8 excluding any possibility of an associated submarine landslide.

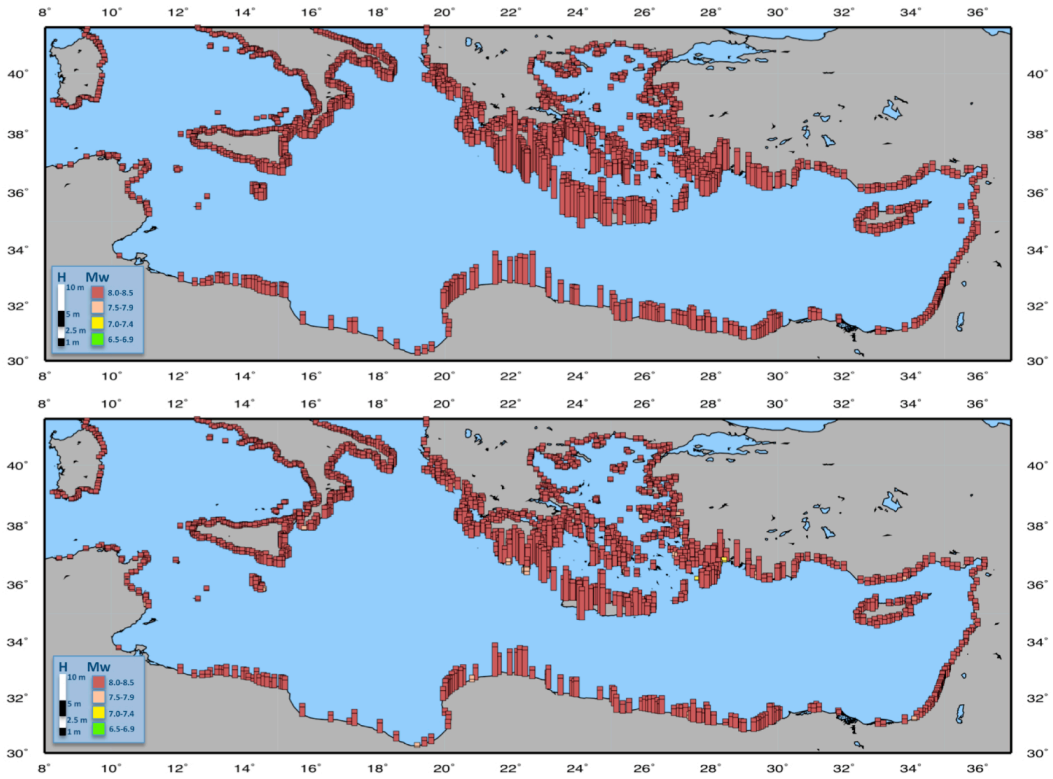

Figure 5.29. Maximum wave heights calculated in the Central and Eastern Mediterranean for the intermediate depth earthquakes defined in Figure 5.8 and associated earthquake magnitudes. Top figure shows calculations took place within the whole range of bathymetry, whereas bottom figure shows calculations that took place within 20-100 m bathymetry range. The length of the bars is scaled with the calculated wave height and colours correspond to Mw ranges considered in this study. The distribution of the maximum wave height and Mw relation shown in this map is directly related to the earthquake sources defined. All maximum wave height calculated for the eastern Mediterranean and Aegean Sea are due to the Mw ranges 8.0-8.5 defined for the Hellenic Arc. It should be emphasized that these conclusions are valid only for the shallow earthquake sources given in Figure 5.7 excluding any possibility of an associated submarine landslide.

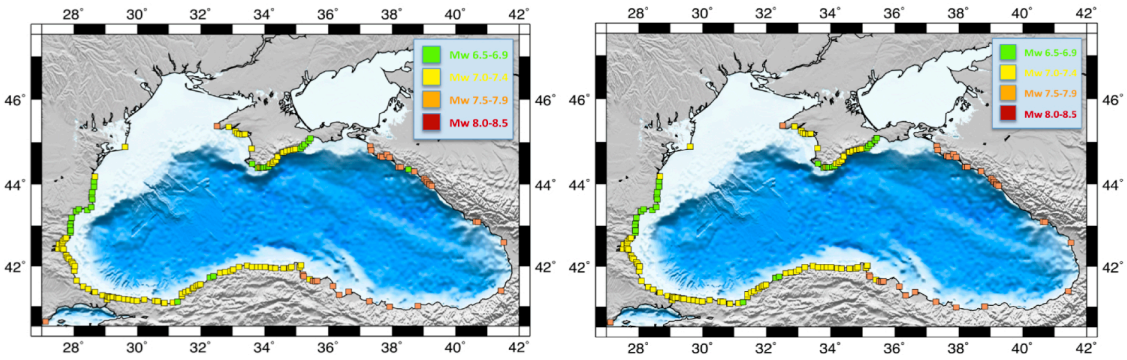

Figure 5.30. Minimum value of earthquake magnitudes leading to 50 cm coastal wave height at the Black Sea costs for the shallow earthquakes defined in Figure 5.7 and associated earthquake magnitudes. Left figure shows calculations took place within the whole range of bathymetry, whereas right figure shows calculations that took place within 20-100 m bathymetry range. While a higher magnitude Mw range of 7.5-7.9 is needed for the locations in the eastern Black Sea, Mw range of 7.0-7.4 is sufficient enough to have 50 cm wave in the most part of the western Black Sea. Especially in the southern coasts of Crimea, southern coasts of Romania, Bulgarian coasts and several locations in the north-western part of the Black sea region of Turkey, a Mw range of 6.5-6.9 is enough to result in 50 cm wave height at the coastline. It should be emphasized that these conclusions are valid only for the shallow earthquake sources given in Figure 5.7 excluding any possibility of an associated submarine landslide.

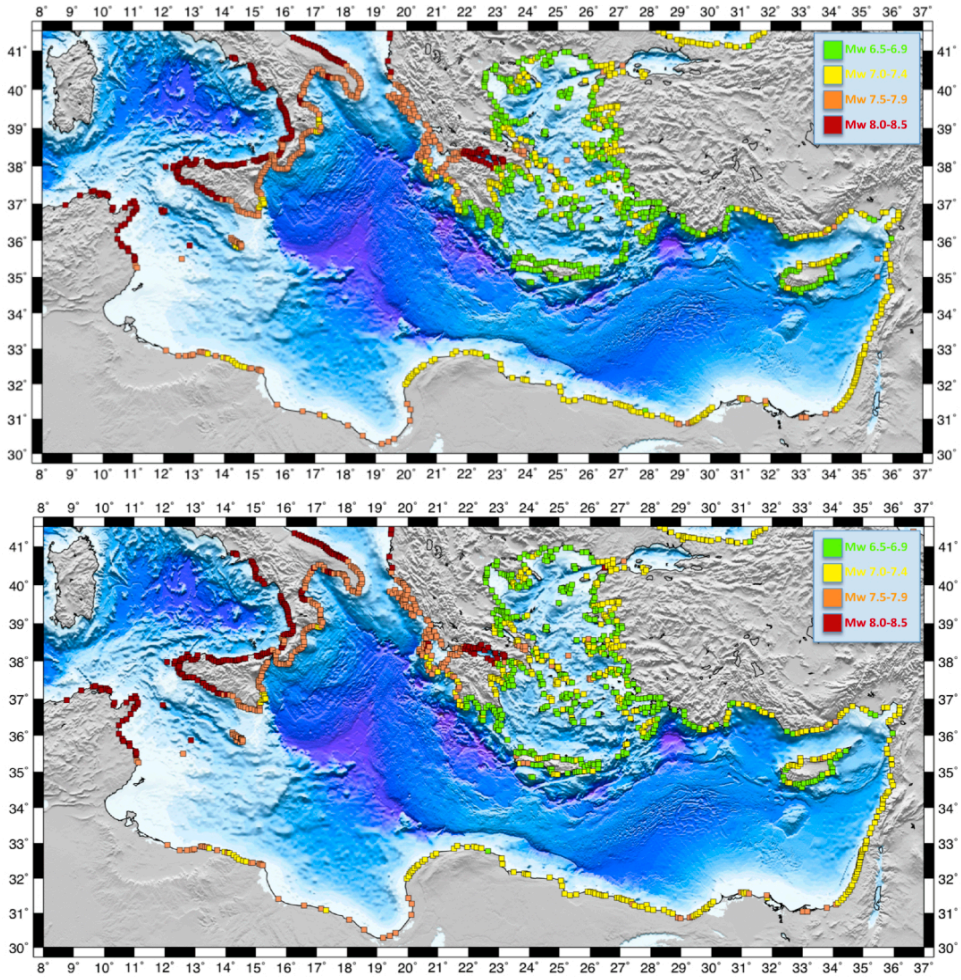

Figure 5.31. Minimum value of earthquake magnitudes leading to 50cm coastal wave height at the Eastern Mediterranean and Aegean costs for the shallow earthquakes defined in Figure 5.7 and associated earthquake magnitudes. Top figure shows calculations took place within the whole range of bathymetry, whereas bottom figure shows calculations that took place within 20-100 m bathymetry range. Locations in an around Hellenic Arc, Aegean Sea and south- and eastern Cyprus can be subject to 50 cm coastal wave height for earthquakes with Mw range of 6.5-6.9, whereas for southern coasts of Turkey, Levantine coasts, northern Egypt and north-eastern Libya, a higher Mw range of 7.0-7.4 is needed. Earthquakes in the Mw range of 7.5-7.9 are capable of generating 50cm coastal wave height in the northern Libya, southern and eastern Sicily, southern Italy, Albania and western coasts of Greece. Only earthquakes in the Mw range of 8.0-8.5 are capable of generating 50 cm coastal wave height in Tunisia, western and northern Sicily, western and Adriatic coasts of Italy, and Gulf of Corinth. It should be emphasized that these conclusions are valid only for the shallow earthquake sources given in Figure 5.7 excluding any possibility of an associated submarine landslide.

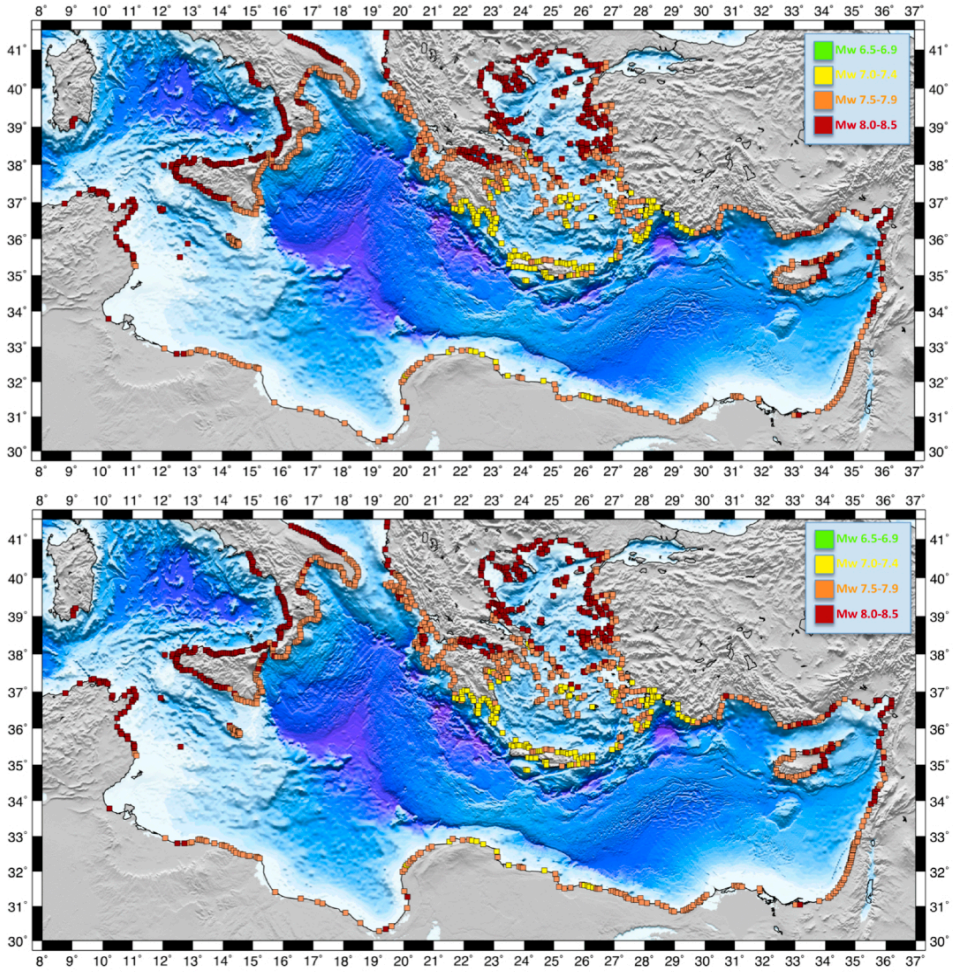

Figure 5.32. Minimum value of earthquake magnitudes leading to 50 cm coastal wave height at the Eastern Mediterranean and Aegean costs for the intermediate depth earthquakes defined in Figure 5.8 and associated earthquake magnitudes. Top figure shows calculations took place within the whole range of bathymetry, whereas bottom figure shows calculations that took place within 20-100 m bathymetry range. Locations in an around Hellenic Arc, southern Aegean Sea and north-eastern Libya can be subject to 50 cm coastal wave height for earthquakes with Mw range of 7.0-7.4, whereas for southern coasts of Turkey, western Cyprus, southern Levantine, northern Egypt, Tripoli (northern Libya), eastern Sicily, southern Italy, and western Greece a higher Mw range of 7.5-7.9 is needed. Only earthquakes in the Mw range of 8.0-8.5 are capable of generating 50 cm coastal wave height in Tunisia, western and northern Sicily, western and Adriatic coasts of Italy, Gulf of Corinth, central and northern Aegean, eastern Cyprus and northern Levantine coasts. It should be emphasized that these conclusions are valid only for the shallow earthquake sources given in Figure 5.8 excluding any possibility of an associated submarine landslide.

6. CONCLUSIONS

In the first part of my study I have performed a cross-comparison of some selected well-known tsunami catalogs. As indicated by Ambraseys and Synolakis (2010) also, the primary purpose of historical tsunami catalogs is to promote knowledge of earth sciences and evaluate their contribution to the previous state of knowledge. As this study also shows clearly, it is very true that providing a critical assessment of any catalog or combination of catalogs does not mean that any further research is not needed. In fact, this criticism should be the starting point of continuing research and it should be a mistake to assume that this process will have an end. A catalog is a result of best intentions of a scientist; subject to errors he is bounded by the human nature. As demonstrated in most of the cases in Chapter 2, one could come up with many reasons to explain the contradictions between the catalogs, and even sometimes between the same scientist's work that take place in different times. It is natural to be so, and in fact, this study does not show whether one catalog is better than another or not; in contrary it perhaps identify the traps that one may easily fall while conducting such research. Actually, it should be emphasized that the investigation of historical events in earth sciences require extremely talented and multi-skilled researchers, with skills ranging from mastering several languages of the region to solid background in seismology and tsunami science. Nicholas Ambraseys (1929-2012) was one of the few of such examples.

As correctly pointed out by Ambraseys and Synolakis (2010), the intertextuality is the key element to overcome the traps mentioned above in dealing with tsunami catalogs. A critical examination of tsunami catalogs can only be achieved by cross-examining not only references, but also the references of the references. This multi-layer approach should always be considered as the key element of such studies. Ambraseys and Synolakis (2010) provides further elements of such critical examination, ranging from what phenomena should be understood from tsunami, such as waves with the wavelength smaller than or comparable to the water depth or considerably higher, and whether a landslide that has initiated a tsunami has been triggered by an earthquake or not. This level of criticality has not been incorporated in this study.

Given the complexities and difficulties in the preparation of historical tsunami catalogs, how much sense does it make to have a parametric classification of the events consider? In my analysis, I have avoided such classification simply because I am not convinced that a subjective and relative assessment and interpretation of these events can be classified with parameters of certainty; in contrary, the classification of these events should also incorporate the subjectivity of the methodology and procedure implemented. For that reason, in the database I have provided in Appendix A, the reliability of the tsunami occurrence has been defined as Unlikely (U), Questionable (Q), Probable (P) and Definite (D), where improbable events were removed at the very first instance. A summary of this assessment is given in Table 2.1, which shows that 29% of the events could be considered as definite and 21% as probable, whereas 39% has been assessed as questionable and 11% as unlikely. From this point of view, it is clear that the intention of this study is not to create a most-comprehensive database but rather focused on the events that should or could be considered as reliable as such. There remains the question of how one can establish a degree of confidence on the reality of the event based on the cross-examination. The first and obvious criterion is naturally having the event observed in more than one place preferably documented by different sources that are not chain-referenced. The second criterion is the amount and the detail of the information in a given catalog. And the third criterion is whether all gathered information together makes sense based on the scientific judgment of an earth scientist, such as whether it makes sense that two locations that are 400 km apart from each other may have been affected from the strong ground-motion of the same earthquake.

In conclusion concerning the review of the tsunami catalogs, while to a certain degree I have repeated the work undertaken by Ambraseys and Synolakis (2010), I believe to a certain extent I was able go beyond and show contradictions and inconsistencies that are not covered in that study. The bitter truth is that indeed any tsunami catalog, including the one provided in this study, should not be considered as complete but only as guidance. Perhaps the final lesson of this study is the need to pay most attention and criticism to any statistical analysis or information such as recurrence periods derived from the historical tsunami catalogs, given the high degree of uncertainties as described above in such studies.

As previous studies conducted in the different parts of the globe indicated, the main characteristics of the tsunami propagation are unique for each basin. In the second part of

my study, I have attempted in a comprehensive analysis of the earthquake focal mechanism parameter variations effect into tsunami generation with special focus on Eastern Mediterranean. My analysis indicated that the effect of the strike is only on the arrival time at the range of 5 min approximately. However, due to the fault plane orthogonality of the wave propagation, its range should be considered in the Hazard Analysis. The maximum wave height was lower for the lower dip value (≈50% in the near field) and no effect in the arrival time has been observed (in accordance with Titov *et al.,* 1999 but contradictory to the argument provided by Okal and Synolakis (2004) that a lower dip value would result in a shallower average depth of the rupture area, and thus a larger static displacement above the source. The arrival time of the initial wave remains constant and is not affected from the variation in the rake. On the other hand, a change of 120° causes a %50 increase in the maximum wave height in the near field and a 10 min delay in the arrival time. This is simply a directivity effect. The maximum wave height was approximately %50 lower for the case with 70 km depth in comparison to the case with 30 km depth. These results are considerably different than Okal (1988), where it was shown that the tsunami wave height is reduced by a factor of 2 when focal depth was increased by a factor of 5, from 20 km to 100 km.

My analysis show that given the uncertainties on the focal mechanism parameter, tsunami hazard studies should be based on a range of these parameters where the maximum generated tsunami would be taken into consideration. If computational limitations considered, at least sensitivity studies, such as presented in this study, should be conducted and parameters should be selected among the ones leading to generation of tsunamis with highest wave height. Another option would be to consider only strike and rake variations in the scenario databases as the key criteria in determining the worst-case scenario for a given forecast point. If applicable, different source depths should be considered in the tsunami hazard assessment.

In general, parameters with uncertainties, such as the ones discussed in Chapter 4 of this study, can be considered as known before the occurrence of an event, where the corresponding error could only be measured precisely after the occurrence of an event. But if the error cannot be measured directly and estimated only indirectly, such as the magnitude or the hypocenter of the earthquake, or slip distribution on the fault plane, the

success of a prediction (or estimated value) can only be judged by how much uncertainty the estimated value incorporates. In my study, I have tried to show that at least some of the uncertainties in the static earthquake source parameters should be addressed in tsunami hazard modeling and indeed in the tsunami scenario database I have developed, I have considered two hypocentral depth levels to understand the tsunami impact from deeper events in the study region, such as Hellenic and Cyprian Arc. On the other hand, there exists significant variation in the scaling of local tsunami wave height with respect to seismic moment and this variability is greatest for the most frequently occurring tsunamigenic subduction zone earthquakes in the magnitude range of $7 < Mw < 8.5$ (Geist, 2002). The reasons of this variability are independent of the seismic moment and could be identified as variations in the water depth in the source region, the combination of higher slip and lower shear modulus at shallow depth, and rupture complexity in the form of heterogeneous slip distribution patterns and irregularities of the slip distribution result in significant variations in local tsunami wave height for shallow subduction zone earthquakes leading up to 3 times or more peak near shore tsunami wave height (Geist, 2002). In addition, the effect of the horizontal deformation of the ocean bottom due to faulting may become significant when the tsunami source is on a steep slope where the horizontal displacement is larger relative to the vertical displacement. Example cases could be strike-slip faulting or a dip-slip faulting on a very shallowly dipping fault. Last but not least, bathymetry of the coastal areas has significant effects on the amplification of tsunami waves (Dengler and Uslu, 2011).

Coseismic displacement of both the seafloor and coastline and its effects on tsunami propagation and run-up are the elements of complexity for the local tsunami run-up near or over the earthquake rupture area. The submerged part of the vertical displacement profile is commonly positive for most major thrust events along the interplate boundary of subduction zones whereas all or part of the negative displacement may occur along or behind the shoreline. This interaction of whether or not coastline uplift or subsidence occurs or what part of the seafloor displacement profile is submerged is controlled by the relative position of the interplate rupture area with respect to the coastline. On top of these, the way that the source parameters affect tsunamis is pretty much dependent on the propagation distance. Although the distinction between the local and far-field tsunamis is based on propagation distance, a better and more practical approach could be distinguish

local and far-field tsunamis by the direction of propagation from the source based on the characteristic representation of the source parameters of the earthquake rather than the stable hydrodynamic effects during tsunami propagation. While a line-source or even point-source representation using static source parameters is adequate to describe the run-up height averaged over large distances in the case of far-field tsunamis, a full source representation of the rupture area as well as consideration of spatial and temporal changes in the source parameters of the earthquake may be required for local tsunamis (Geist, 1999).

It should also be noted, however, that the synthetic measurements obtained at the Gauge Points in the absence of high-resolution bathymetric data should be considered only as an overall guidance. My analysis indicate the importance of the accuracy of earthquake source parameters for reliable tsunami predictions and the need for high-resolution bathymetric data to be able to perform calculations with higher accuracy. On the other hand, my study did not address other parameters, such as heterogeneous slip distribution rupture duration or rise time, which affect the tsunami initiation and propagation process. However, it should be also noted that the uncertainties in these phenomena are far more than the parameters considered in this study and thus their consideration may not be suitable in the deterministic tsunami hazard studies, despite their benefits in understanding the coupling of the seismic displacement with tsunami generation.

In the final and main stage of my study, I have compiled all available information concerning earthquake source parameters and their regional characterization and attempted to define characteristic static earthquake source parameters for all tsunamigenic earthquakes in the region. This set of parameters helped me to identify tsunami scenario input parameters at each analysis point for each Mw value of 0.1 increment in the range of 6.5-Mw_{max}, where Mw_{max} is defined from literature for each analysis point. Tsunami scenario calculations have been performed with the SWAN-JRC code (Annunziato, 2007) which solves the shallow water equations by the finite difference numerical scheme based on SWAN code by C.L. Mader (2004).

There are various strong tsunami events in the Eastern Mediterranean with an apparent recurrence period of about 150-200 years associated to both seismic and non-

seismic origins (Yolsal *et al.*, 2007). But more importantly, some extreme events, such as 365 AD and 1303 AD has resulted in basin-wide impact, as also confirmed by the tsunami simulations performed in this study. The low recurrence of strong events in Black Sea makes it difficult to study completely the tsunami hazard in the region since there is only a certain amount of descriptive information concerning the historical tsunami events in Black Sea. The most important fact is that he available historical data indicates that some tsunami waves in the history were equal to 2-3 m and thus destructive. (Dotsenko and Ingerov, 2007). In this study, I have tried to consider all possible locations of tectonic origin tsunamis with the possible and meaningful range of magnitudes. However, submarine landslide generated tsunamis in Black Sea constitute a major element of the tsunami hazard in the region and further comprehensive studies on this should be initiated. The importance of the landslides in terms of tsunami hazard following a large earthquake should be an important element of tsunami hazard analysis for the Eastern Mediterranean, as in the case of the 1956 Amorgos earthquake and tsunami (Okal *et al.*, 2009).

Maximum wave height calculated in Black Sea for the shallow earthquakes defined in Figure 5.7 indicate that locations in the southern coasts of Crimea, northwestern coast of Turkey, Bulgarian coast and southeastern coasts of Romania are prone to considerable ($1 < H_w < 3$ m) level of tsunami hazard, whereas the eastern Black Sea coasts could be considered as low ($H_w < 1$ m) tsunami hazard zones. A corresponding simplified tsunami hazard map is given Figure 6.1. Minimum Mw values that may possibly lead to 50 cm wave coastal wave height is in the range of 7.0-7.4 for the most part of the western Black Sea, whereas a higher magnitude Mw range of 7.5-7.9 is needed for the locations in the eastern Black Sea. Maximum wave heights calculated in the Central and Eastern Mediterranean for the shallow earthquakes defined in Figure 5.7 and Figure 5.8 indicate that locations in, around and orthogonal to the Hellenic Arc are prone to high ($H_w > 3$ m) level of tsunami hazard, whereas the tsunami hazard should be identified as considerable ($1 \text{ m} < H_w < 3$ m) for the rest of the Eastern Mediterranean, Southern Aegean, Tripoli (Libya), eastern Sicily, Calabria and western coasts Greece. Tsunami hazard can be classified as relatively low ($H_w < 1$ m) for the northern Aegean, Tunisia, western Sardinia, southwest coasts of Italy, and western and northern coasts of Sicily. A corresponding simplified tsunami hazard map is given Figure 6.2. Minimum Mw values that may possibly lead to 50 cm wave coastal wave height is in the range of 6.5-6.9 in locations in an around

Hellenic Arc, Aegean Sea and south- and eastern Cyprus, whereas for southern coasts of Turkey, Levantine coasts, northern Egypt and north-eastern Libya, a higher Mw range of 7.0-7.4 is needed. Earthquakes in the Mw range of 7.5-7.9 are capable of generating 50cm coastal wave height in the northern Libya, southern and eastern Sicily, southern Italy, Albania and western coasts of Greece. Only earthquakes in the Mw range of 8.0-8.5 are capable of generating 50 cm coastal wave height in Tunisia, western and northern Sicily, western and Adriatic coasts of Italy, and Gulf of Corinth. The results of the modeling are in accordance with the historical tsunami events in the study area.

The distribution of maximum wave heights calculated indicate that tsunami wave height up to 1m could be expected in northern Aegean, whereas in Black Sea, Cyprus, Levantine coasts, northern Libya, eastern Sicily, southern Italy, and western Greece, up to 3m wave height could be possible. Crete, southern Aegean, and the area between north-east Libya and Alexandria (Egypt) is prone to high level of tsunami hazard with $H_w > 3$ m wave height calculated. Considering that calculations are performed at a minimum bathymetry depth of 20 m, these wave heights may amplify by a factor of 2 at the coastline according to Green's Law. As an overall conclusion, my analysis indicate that in Black Sea, locations in the southern coasts of Crimea, northwestern coast of Turkey, Bulgarian coast and southeastern coasts of Romania are prone to considerable ($1 \text{ m} < H_w < 3 \text{ m}$) level of tsunami hazard, whereas the eastern Black Sea coasts could be considered as low ($H_w <$ 1m) tsunami hazard zones. Concerning Eastern-Central Mediterranean and Aegean Seas, my study indicate that locations in, around and orthogonal to the Hellenic Arc are prone to high ($H_w > 3$ m) level of tsunami hazard, whereas the tsunami hazard should be identified as considerable ($1 \text{ m} < H_w < 3 \text{ m}$) for the rest of the Eastern Mediterranean, Southern Aegean, Tripoli (Libya), eastern Sicily, Calabria, western coasts Greece, Antalya Peninsula and Bay western and southern Cyprus and southern Levantine coast. Tsunami hazard can be classified as relatively low ($H_w < 1$ m) for the northern Aegean, Tunisia, western Sardinia, southwest coasts of Italy, and western and northern coasts of Sicily. The results of the modeling are in accordance with the historical tsunami events in the study area. It should be emphasized that these conclusions should not be considered as complete for the areas shown in the maps since they are valid only for the earthquake sources considered in Figure 5.7 and Figure 5.8 excluding any possibility of a triggered submarine landslide. On the other hand, minimum values of earthquake magnitudes leading to 50cm coastal wave

amplitudes in is the study area helps to conclude that, when excluding secondary phenomenon such as a triggered submarine landslide, Mw value of 6,5 could be accepted as a lower threshold for a tsunami early warning in the region. Last but not least, it should be strongly emphasized that all these conclusions incorporate uncertainties as described above and in Chapter 4 in detail, and should provide only guidance to the decision makers in the understanding of the tsunami hazard and initiation of the tsunami mitigation activities.

The first element of Disaster Risk Reduction is the assessment of the hazard, which was the main purpose of this study in terms of tsunami hazard in the Eastern Mediterranean, Aegean and Black Seas. According to the "Sendai Report – Managing Disaster Risks for a resilient future" published by the World Bank (2012), economic losses from disasters over the past 30 years are estimated at $3.5 trillion. The economic losses in Japan from the Tohoku earthquake and tsunami in 2011 were estimated as equivalent to 4% of GDP, whereas the economic impact of the Haiti earthquake in 2010 was equal to 120% of its GDP. The report "Lessons Learned From the Fukushima Nuclear Accident for Improving Safety of U.S. Nuclear Plants" by a committee of the U.S. National Research Council calls for nuclear plant licensees and regulators to continually look for new scientific information about nuclear plant hazards and methodologies for estimating their magnitudes, frequencies, and potential impacts and to incorporate new findings and methodologies as they become available. The report also emphasizes to take timely actions to implement countermeasures when new information results in substantial changes to the risk profiles at nuclear plants and also focuses on "beyond-design-basis events," which include low-frequency but high-magnitude "extreme" events—such as the earthquake and tsunami that damaged the Fukushima Daiichi plant on 11 March 2011 (Showstack, 2014). Historical and instrumental studies reveal the complex nature of plate interactions and crustal deformation in the region, that are mainly presented by devastating earthquakes accompanied sometimes by catastrophic tsunamis. In addition to earthquakes as tsunami sources, massive land movements, such as in the case of the Santorini event around 1600 BC or the Fatsa Tsunami triggered by the Erzincan (Turkey) earthquake in 1939 gives a clear indication that the entire Eastern Mediterranean and its Connected Seas region is prone to tsunami events. A 365 A.D.-type earthquake could be expected every ~800 yr and the fact that there has been only one other such event (in 1303) in the past 1.650 yr, the

modern-day tsunami hazard in the Eastern Mediterranean requires more attention (Shaw *et al.*, 2008). Therefore, it is evident that a comprehensive tsunami hazard analysis is needed covering the Eastern Mediterranean, Aegean and Black Seas, since future tsunamis in the region could be even more damaging than the past events, when considering increased population density and economic activity in the coastal zones, such as ports, shipyards, marinas, nuclear and thermoelectric power plants, oil refineries and coastal airports. In addition, the increased technological and organizational complexities of the modern societies accompanied by the limitation of the resources require both short- and long-term hazard assessment as an integrated element of sustainable development. Alpar (2009) showed that the relative rise in sea-level calculated for Antalya is in the range of 2.6-4.3 mm/yr which should not put the terrain bordering of the Mediterranean in danger but the margins of deltaic plains in the region may be prone to inundation and local submergence and storm surges will accelerate the vulnerability. This estimated sea-level rise could also mean that a 25 cm tsunami wave height would mean the double in 50 years from now on. Therefore, long-term tsunami risk assessment studies should definitely consider the added effect of the sea-level rise.

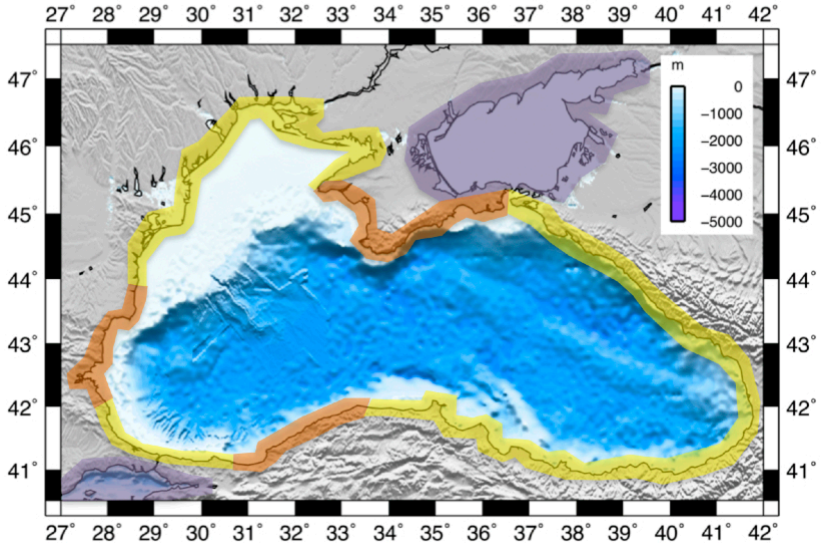

Figure 6.1. Simplified tsunami hazard map for Black Sea derived in this study. Colors indicate the level of the tsunami hazard due to earthquakes at the coastline of the respective zone (orange: considerable – 1 m < H_w < 3 m; yellow: low - H_w < 1 m) due to earthquake sources given in Figure 5.7 and Figure 5.8 excluding any possibly associated submarine landslide and source regions shown with magenta on the map.

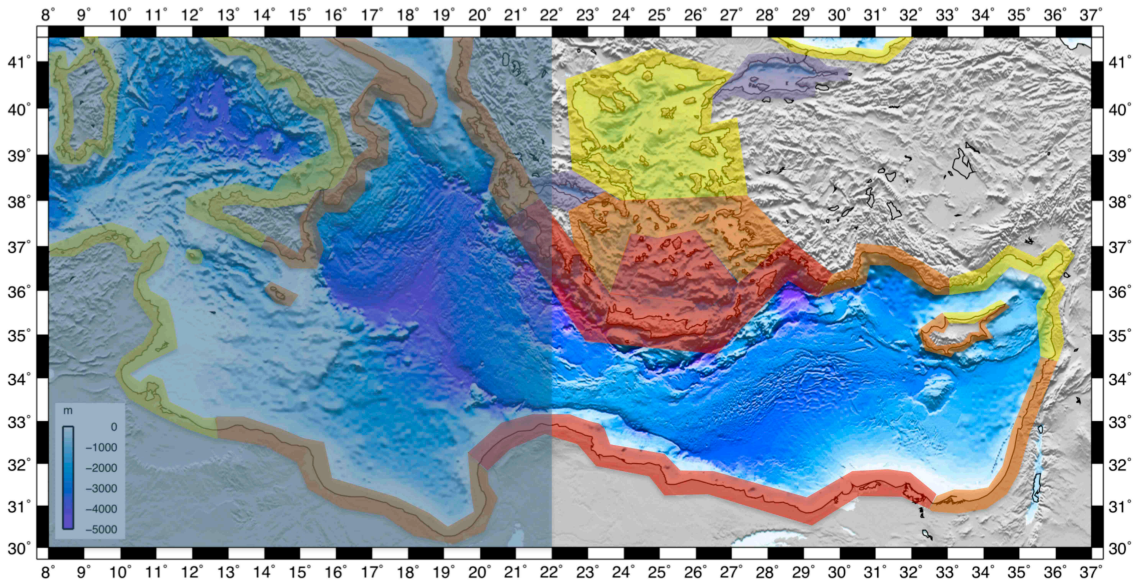

Figure 6.2. Simplified tsunami hazard map for Central-Eastern Mediterranean and Aegean Sea derived in this study. Colors indicate the level of the tsunami hazard due to earthquakes at the coastlines of the respective zones (red: high - H_w > 3 m; orange: considerable – 1 m < Hw < 3 m; yellow: low - Hw < 1 m) due to earthquake sources given in Figure 5.7 and Figure 5.8 excluding any possibly associated submarine landslide and source regions shown with magenta on the map. In addition, the shaded section on the left indicates the area where no sources are considered in this study thus associated conclusions should not be considered as complete.

APPENDIX A: TECTONIC ORIGIN HISTORICAL TSUNAMI CATALOGUE

The database presented in this study covers all tsunami events in Eastern Mediterranean (western boundary at 22° E – excluding Gulf of Corinth), Aegean Sea and Black Sea (excluding Marmara Sea.) Several reliable sources (Ambraseys, 1962 and 2009; Soloviev, 2000; Fokaefs and Papadopoulos, 2007; Altınok *et al.*, 2011, Papadopoulos *et al.*, 2012) have been exploited by performing a cross-comparison of the events in order to create a harmonized database for the study area. The reliability of the tsunami occurrence has been defined as Unlikely (U), Questionable (Q), Probable (P) and Definite (D), where improbable events were removed. There are 145 events in the harmonized database, where 41 events are defined as definite, 30 events as possible, 58 events as questionable and 16 events as unlikely. 44 events include contradicting information from selected source databases. Each event has been titled in the following format: [No].[Date],[Location],[Magnitude],[Lat Lon], [Reliability].

1. 1410*B.C., Island of Thera, n/a, 36.5°N 25.5°E, D

(*± 100) The catastrophic eruption of the Santorini volcano was accompanied by earthquakes and a powerful tsunami. As a result of natural disaster, the Minoan Kingdom of the Late Bronze Age ceased to exist on the island of the Aegean Sea (Soloviev, 2000; Altınok et al, 2011).

2. 1365 B.C., Aegean Sea, n/a, n/a n/a, U

Many cities were wiped out in the North. Mt. Sypilos was destroyed. Marshes became lakes. The tidal wave flooded Troy. (Ambraseys, 1962; Soloviev *et al.*, 2000) This event is not shown in a later study by Ambraseys (Ambraseys, 2009) and could very well correspond to the tsunami generated by the eruption of the Santorini Volcano around 15th Century B.C.

3. 1365 B.C., Syria, n/a, 35.68°N 35.8°E, Q

This event is reported in Altınok *et al.* (2011) as a tsunami at Syrian coast. However, neither Soloviev (2000) nor Ambraseys (2009) refers to this event.

4. 1300 B.C., Ionian and Aegean Seas, n/a, n/a n/a, D

References to tsunami along the shore of the Ionian Sea and in Asia Minor (Ambraseys, 1962; Soloviev *et al.*, 2000), especially in the Dardanelles and Troy (Altınok *et al.*, 2011). This event is not reported in Ambraseys (2009).

5. 760 B.C., Levantian Sea, n/a, n/a n/a, U

Despite being referenced as a possible tsunami event in an earlier study (Ambraseys, 1962; Soloviev *et al*., 2000), a recent study by the same author makes no reference to a tsunami (Ambraseys, 2009).

6. 590 B.C., Levantian Sea, n/a, n/a n/a, Q

Despite being referenced as a possible tsunami event in an earlier study (Ambraseys, 1962; Soloviev *et al*., 2000), a recent study by the same author makes no reference to a tsunami (Ambraseys, 2009). It should be noted that, however, even the earlier study pointed out that information on this event was not found in earlier text (Ambraseys, 1962). Nevertheless, Yolsal *et al.* (2007) and Altınok *et al.* (2011) catalogued this event as a tsunami event at Tyre and on the Lebanese coast.

7. 525 B.C., Levantian Sea, n/a, n/a n/a, U

This event has been referenced as a tsunami event (Soloviev, 2000) with references (Sieber, 1932; Ambraseys, 1962), despite the fact that the latter questions the lack of the authority quotation and indicates also that no mention of a seismic sea-wave by chroniclers describing the earthquake was provided (Ambraseys, 1962). Nevertheless, both Yolsal *et al.* (2007) and Altınok *et al.* (2011) catalogued this event as a tsunami event at Bisri on the Lebanese coast.

8. 479 B.C., Aegean Sea, n/a, 40°N 23°E, D

According to the references, the event affected northern Greece, Chalkidiki Peninsula including Kassandra. A huge sea flood resulted in drawning many people and the tsunami devastated the Greek city Potidaea (Soloviev, 2000 and references therein). According to Herodotus, an earthquake was felt on shore and at sea, probably in the Saronic Gulf (Ambraseys, 2009). Nevertheless, Ambraseys questions the event source as eartquake based on the fact that the flooding of the coast is well described in the historical

sources, with no mentioning of an earthquake before or at the time of the event (Ambraseys, 2009). Ambraseys also criticizes some studies where even a magnitude of Ms 7.0 was associated to this event (Papazachos and Papazachou, 1989) or an intensity of IX (Bousquet and Péchoux, 1977). Ambraseys justly claims that the tsunami wave described in the historical records could very well be associated to a submarine slumping, yet there is also no evidence for this (Ambraseys, 2009). This event is not listed in Altınok and Ersoy (2000), Altınok *et al.* (2011).

9. 426 B.C., Aegean Sea, ≥ 7.0, 39°N 23°E, D

A series of earthquakes occurred in the regions of Attica, Boeotia, Euboea in the autumn of 427 B.C and continued until the summer of 426 B.C. The cities of Phalara (Stylis), Lamia, Larisa were completely destroyed as a result of a sole earthquake or a series of earthquakes. After one of the earthquakes, the sea in Orobies retreted from the coastal line, but later on it came back in the form of huge "swelling", where this process was repeated several times flooding the settlement. According to Strabo, the waves flooded the shore three times, penetrating the continental coast of Greece 3-4 miles inland. Similar observations were made in other parts of the regions. Judging from the descriptions, a tectonic collapse occurred in the strait between the Euboea island and the continent, resulting in great seiches (Soloviev, 2000 and references therein). At Oreous, the sea wall and around 700 houses were collapsed. Damage extended to the island of Peparathos (Skopelos), where the shock destroyed the wall, the town hall and a few other buildings (Ambraseys, 2009). This event is not listed in Altınok and Ersoy (2000), Altınok *et al.* (2011).

10. 373 B.C., Ionian Sea, ≥ 6.6, 38°N 22°E, D

A strong underground shock destroyed Boura and Helike, situated on the southern coast of the Gulf of Corinth. Helike was completely flooded with water and all its inhabitants were killed (Soloviev, 2000) and ten ships at anchor in the roadstead were destroyed (Ambraseys, 2009). This event is not listed in Altınok and Ersoy (2000), Altınok *et al.* (2011) and Yolsal *et al.* (2007).

11. 330 B.C, Aegean Sea, 7.0, 40°N 25°E, D

The assumption of a tsunami is associated with the disappearance of the Chrysi Island with the volcano of Moschylos as a result of an underground shock near the western shore of Limnos island (Ambraseys, 1962; Soloviev, 2000). Altınok *et al.* (2011) classifies this event as a strong tsunami.

12. 229 B.C, Larymna, n/a, n/a n/a, Q

This tsunami event is associated to grounded ships sailing to Larymna (Inferiore) as a result of abnormal ebb tide but with no occurrence of an earthquake (Ambraseys, 2009). No reference was made to this event in Soloviev (2000) and Altınok *et al.* (2011).

13. 227 B.C, Rhodes, 7.2, 36°N 28°E, Q

A strong earthquake destroyed the lighthouse – statue of Colossus of Helius (one of the seven wonders of the world), the fortress and the landing pier. There is no evidence of a tsunami, however many ships were destroyed on the northern shore of the islands of Rhodes and Tilos (Soloviev, 2000; Ambraseys 2009). Altınok *et al.* (2011) classifies this event as a tsunami, again referring to the destroyed ships, whereas Yolsal *et al.* (2007) adopts Ambraseys (1962, 2009), Papadopoulos (2001, 2007) and Papadopoulos *et al.* (2012) indicating that the seismic sea wave is not justified by the available historical documentation.

14. 198 B.C., Island of Thera, n/a, n/a n/a, Q

This event is associated with the eruption of Thera volcano. Writers such as Strabo and Seneca, however, do not associate this event with an earthquake or suggest that the eruption caused any damage in Thera or elsewhere. According to them, fires broke out from the sea midway between Thera and Therasia and continued to burn for four days and the fires cast up an island of 2.2 km circumference, which was gradually elevated (Ambraseys 2009). Soloviev (2000) reports on the appearance of a comet, which was followed by an earthquake accompanied by an overflow of water. This event is not listed in Yolsal *et al.* (2007) and Altınok *et al.* (2011).

15. 139 B.C, Levantian Sea, n/a, 33°N 35°E, P

The sea overflowed the shore between the cities of Akka and Sur (Ambraseys, 1962; Soloviev, 2000; Ambraseys, 2009), and Silifke region in Turkey was affected by the tsunami (Altınok *et al.*, 2011). According to Strabo, a pile of fish was left among the dead bodies of Sarpedon's army, who was marching towards Ptolemais (Acre). Despite the fact that there is no evidence that this event was connected with an earthquake, Ambraseys criticizes modern writers associating both a seismic origin and a magnitude of 7.0 (Ambraseys, 2009).

16. 92 B.C, Levantian Sea, n/a, n/a n/a, Q

Ambraseys (2009) criticized studies indicating this event as a tsunami and or earthquake event, especially based on the missing references and/or sources. Altınok *et al.* (2011) reports that a tsunami hit Levantine coastal cities, mostly Syrian-Lebanese coast. This event has been also been referenced by Yolsal *et al.* (2007), however. This event is not listed in Soloviev (2000).

17. 26 B.C., Pelusium, n/a, n/a n/a, Q

This event is listed by Altınok (2011) as a tsunami event effecting Pelusium-Egypt and Paphos-Cyprus. However, Ambraseys (2009) criticizes this event (shown as 27 B.C. Thebes) strongly and claims that historical records have been misinterpreted. According to Ambraseys, the destruction has been reported by many authors, for which none of them attributes the destruction to an earthquake, except Strabo, which seems to be the source of this spurious event. This event is not listed in Soloviev (2000).

18. 20 B.C., Pelusium, n/a, n/a n/a, Q

According to Strabo, the sea about Pelisium and Mt Casius in Alexandria rose and flooded the country and made an island of the mountain, so that the road by Mt Casisu into Phoenice become navigable. Strabo, however, does not mention the occurrence of an earthquake before or during this phenomenon (Ambraseys, 2009).

19. <1, Arcadia, n/a, n/a n/a, Q

This event is reported by Ambraseys according to the writing of Strabo and Pliny the Elder, for which the latter reports the following: "Earthquakes too make water break out or

swallow it up, for example, as is well known, around Pheneus in Arcadia this has happened five times (Ambraseys, 2009).

20. 20, Colchis, n/a, 43°N 41°E, Q

This event has been included in Altınok *et al.* (2011) with the information that archeological remains at the sea bottom are indicators of the submersion of the ancient town of Dioscuria on the coast of Sukhumi Bay, but there is no reference to this event in Soloviev (2000) and Ambraseys (2009).

21. 46, Island of Thera, n/a, 36.4°N 25.3°E, D

This event is a well-documented eruption of the Thera volcano by contemporary authors, including Seneca, where an islet named Theia rose up from the sea between Thera and Therasia in the Cyclades (Ambraseys, 2009). The eruption was accompanied by an earthquake felt strongly on the island of Crete resulting in considerable destruction in Knossos. The sea in Lebena on the southern coast of the island of Crete retreated approximately 100 m from the waterline (Soloviev, 2000 and references therein). This event is not included in Yolsal *et al.* (2007) but in Altınok et al (2011).

22. 62, Crete, n/a, 34.8°N 25.0°E, Q

An earthquake was felt associated with an abnormal fluctuation of the sea level, where the sea receded about 1.3 km on the south coast of the island – south of Gortyna (Ambraseys, 2009), yet there is no historical evidence supporting any potential tsunami effects caused (Papadopoulos, 2011). This event is sometimes assigned to the event in A.D. 46 with no evidence (Ambraseys, 2009) Also, there is no general agreement in the date of the event, where some authors date the event as 66 A.D and others support 62 A.D. Stratigraphic, geomorphological and radiometric observations imply that around A.D. 66 a tectonic displacement of 15-25 cm occurred in Phalasarna and a tsunami wave affected the area. The most probable date is concluded to be A.D 62 by Papadopoulos (2011) based on the examination of the chronology of the historical events by Philostratus by Kitriniaris (1939/1995) on Apollonius presence on the island of Crete (Papadopoulos, 2011). The sea in Lebena retreated about 100 m. from the waterline (Soloviev, 2000; Altınok *et al.*, 2011).

23. 68, Lycia, n/a, n/a n/a, Q

This event is associated to a tsunami, where namely the sea retreated along the coast of Alexandria, Egypt and covered the coast of Lycia (Altınok and Ersoy 2000, Altınok *et al.* (2011) and was included in Yolsal *et al.* (2007). Soloviev (200) does not refer to this event and Ambraseys (2009) considers this event as unlikely.

24. 76, Cyprus, n/a, n/a n/a, P

There was a destructive earthquake and the shock was felt even in Antioch and caused considerable concern (Ambraseys, 2009). Both Soloviev (2000) and Ambraseys (2009) question the reliability of the tsunami associated to this event, but, on the other hand, they both agree that there was a tsunami, either from this or from another event, which were seen mostly on the south-western, southern and south-eastern coasts of the island, namely Kition, Paphos and Salamis. Altınok *et al.* (2011) is, however, certain on this association.

25. 79<, Lesbos, n/a, n/a n/a, Q

According to the writings of Pliny, an earthquake is said to have destroyed the city of Arisbe on Lesbos, and caused Pyrrha to be swallowed up by the sea (Ambraseys, 2009).

26. 115, Antioch, 7.4 $M_{L,}$ 36.25°N 36.10°E, Q

Altınok *et al.* (2011) associates this tsunami to a possible earthquake generated on the Cyprian Arc fault system, triggering also a possible landslide, where tsunami waves hit Caesaria, the Lebanese coast and Yavne. There is no information on this event in Soloviev (2000), and even though the effects of the earthquake in and around Antioch has been described in great detail by Ambraseys (2009), there is no reference of whatsoever to a tsunami associated. The event is reported as tsunami in Yolsal *et al.* (2007), however.

27. 142, Rhodes, 7.6, 36.7°N 28.0°E, D

The town of Rhodes was destroyed by the earthquake and its ruins were washed away so quickly that citizen suffering from the earthquake had no time to find their relatives and the sea water penetrated deep into dry land for several kilometers (Soloviev, 2000). The towns on the islands of Kos, Symi and Serifos suffered both from the earthquake and tsunami, where tsunami was also observed in Fethiye Gulf (Altınok *et al.*,

2011). According to Ambraseys (2009), damage from the earthquake extended from the islands of Cos on Rhodes to the Gulf of Antalya and to Çine in the north with an area of radius 90 km. The strong tsunami caused by the earthquake has also been described in the rhetorical speech of 'Rodiakos' of Aristides Aelius (AD 129-189) to the citizens of Rhodes (Papadopoulos *et al.*, 2007). Papadopoulos *et al.* (2007, 2012) assign 148 A.D. to this event indicating that the date of the event is debated but estimates range from AD 141 to 155.

28. 262, South-West of Asia Minor, n/a, 36.5N° 27.8E°, Q

According to Soloviev (2000), a series of strong earthquakes occurred in Asia Minor and on the island of Rhodes and the sea flooded many cities, possibly due to a tsunami. Altınok *et al.* (2011) reaffirms this event, whereas according to Ambraseys (2009) this is an earthquake in Libya destroying Cyrene. Ambraseys even accuses modern writers by adding Asia Minor and a seismic sea wave to this event, whereas Ambraseys himself had included this event as a tsunami event in Ambraseys (1962). This event is also included in Yolsal *et al.* (2007). Papadopoulos *et al.* (2007) assigns the lowest level of reliability to this event.

29. 303, Sidon, 7.1 Ms, 33.8°N 34.3°E, Q

An earthquake damaged Sidon and Tyre on the Lebanese littoral on 2nd of April. The shock was felt in Caesarea, which was not damaged. However, Eusebius describes an earthquake and sea wave at Caesarea (Ambraseys, 2009; Altınok *et al.*, 2011). There is no reference to this event in Soloviev (2000).

30. 342, Cyprus, n/a, 34.76°N 32.4°E, Q

The city of Paphos was completely destroyed by this earthquake (Soloviev, 2000). This event is reported by Altınok *et al.* (2011) as a tsunami event with high reliability, where tsunami waves were observed on the SW, S and SE shores of Cyprus and in the Bay of Famagusta. Malalas is the earliest source to associate this event with Cyprus. Modern cataloguers (Oberhümmer 1903, Guidoboni 1989) reading of the Greek text results in an associated seismic wave, whereas Ambraseys (1962, 2009) claims that his reading of this text does not imply the occurrence of a seismic wave.

31. 348, Levantian Sea, 7.0 $M_{L,}$ 33.8°N 33.5°E, Q

Both Soloviev (2000) and Altınok *et al.* (2011) reports that a tsunami was observed on the Arwad Island, the Syrian coast and in Beirut, for which the former refers to Ambraseys (1962), where it has been commented as not being reported by the contemporary writers. It is interesting to note that Altınok *et al.* (2011) includes also Soloviev (2000) in their study and the other primary reference to tsunami (Sbeinati *et al.*, 2005) refers only to Sieberg (1932) among four references used with a question mark following the tsunami. Ambraseys (2009) reports on an earthquake in Beirut with no association to a tsunami. Yolsal *et al.*, (2007) reports this event as tsunami, however.

32. 362, Dead Sea, n/a, n/a n/a, U

Soloviev (2000) reports a tsunami event with reference to Ambraseys (1962) among other, where the latter clearly informs the reader that no authority is quoted and chronographers of the time who describe the earthquake do not mention a seismic sea-wave.

33. 365, Eastern Mediterranean, 8.5+Mw, 35.2°N 23.2°E, D

The earthquake of 21 July was a significant event in the Hellenic Arc affecting a large area in the Eastern Mediterranean, where most of the associated damage was due to the seismic sea wave that played havoc with coastal settlements in Egypt, Peloponnese and Sicily (Ambraseys, 2009). First the sea was driven back and then huge masses of water flowed back, shipwrecks were found 2 km off the coastal line on the southwestern shore of Peloponnesus near Methoni; tsunami was observed in Asia Minor and the coast of Sicily was flooded (Soloviev *et al.*, 2000; Altınok *et al.*, 2011). Papadopoulos (2011) provides a detailed discussion on this event. According to Ambraseys (2009), there is evidence that this rather shallow earthquake was produced by thrust faulting off the southwest coast of Crete, which extended for about 100 km to the northwest, striking at 320°. The uplifting of the west coast of the island of Crete by 4-9 m may be associated with this or other earthquakes during that period. The seismic sea wave was caused by the offshore fault rupture, by (a) large scale landslide(s) from the bathymetric escarpments, or both.

34. 426, Aegean Sea - Gulf of Euboea, n/a, n/a n/a, Q

This event is reported in Soloviev (2000) based on Strabo's writings, but no reference to this event was found in Ambraseys (1962, 2009) and Altınok *et al.* (2011).

35. 541, Alexandria, n/a, n/a n/a, Q

Ambraseys (2009) refers to this tidal wave event, which seems to have flooded Alexandria and the Egyptian littoral, apparently causing great loss of life. The event is, however, not associated to an earthquake and there is no reference to this event in Soloviev (2000) or Altınok *et al.* (2011). This event may very well be a spurious one related to a prophecy.

36. 544, Black Sea, 7.5, n/a n/a, Q

A destructive sea wave flooded the coast of Thrace, inundating Varna and Balchik, advancing 6 km inland (Ambraseys, 2009; Altınok *et al.*, 2011). Many people were drowned by the waves along the Bosphorus shores (Altınok *et al.*, 2011) There is no reliable reference for the associated earthquake despite the fact that Guidoboni (1994) associates this event to a seismic sea wave (Ambraseys, 2009) and the event is not reported in Soloviev (2000). Papadopoulos *et al.* (2011) classifies this event as a definite tsunami.

37. 551, Cos, n/a, n/a n/a, Q

This event is reported in Ambraseys (2009) only and reports on the great damage on the island of Cos after an earthquake and associated seismic wave.

38. 551, Lebanon, Syria, 7.2 Ms, 34.0°N 35.5°E, P

This event occurred on 9 July 551 as two successive earthquakes and a seismic sea wave following the first one. The shocks even caused landslides (Ambraseys, 2009). In Bitrys Mt. Lithoprosopon broke off and fell in to the sea forming a new harbour. The sea retreated for a mile and then was restored to its original bed after leaving many ships destroyed. Tsunami waves destroyed many houses (Altınok *et al.*, 2011). Soloviev (2000) reports in addition on an event at the same time in the Strait of Euobea (Eastern Greece), where he concludes that the descriptions of these two events are related to the same event. Ambraseys (1962) reports on an event in the Malian Gulf (approximately 50 km NW of the Euobean Gulf), wheras he makes no reference to that event in his 2009 publication in terms

of tsunami. It could be very well that this and the previous event in Cos could all be the same event.

39. 551, Strait of Euboea, 7.1, 38.3°E 22.3°E, P

As mentioned in the other event in Lebanon-Syria in the same year, Soloviev (2000) reports on this event. In the apex of the Gulf of Maliacus, the sea suddenly rushed up the dry land and reached far inland destroying buildings in Echnios, Tarfi and Boeotia. According to other sources, tsunami started with the drop in water level. Procopius reports on several earthquakes, including this one, and associated information should be dealt with great care, as clearly demonstrated in Ambraseys (2009).

40. 554, Kos, 7.0, 36.8°N 27.3°E, Q

This event, occurred on 15 August, was even felt as far as Constantinople, Mesopotamia, and Alexandria. Many houses, temples, city walls were destroyed and many people were killed. Aftershocks lasted for 40 days (Soloviev, 2000). The event caused tsunami where all the buildings near shore in the Island of Kos were engulfed (Altınok et al, 2011). According to Ambraseys (2009), this is a duplicate of the 551 A.D. event in Cos (see above), thus spurious. Papadopoulos *et al.* (2007) assigns 556 as the year of the event indicating that the exact date remains uncertain. Papadopoulos *et al.* (2012) assess this event as tsunami with a possible seismic source placed off the eastern coast of the island as reported by Papazachos and Papazachou (2003).

41. 746, Levantian Sea, 7.2 Ms, 32.5°N 35.60°E, Q

Tsunami was observed in Lebanon and Egypt after a destructive earthquake in Syria, where ships near the coast were lost (Soloviev, 2000). The sea boiled, overflowed and destroyed most of the cities and villages along the coast. Heavy liquefaction was observed with a landslide at Mt. Tabor (Altınok *et al.*, 2011). Ambraseys (2009), however, criticized the reports on this event, based on his observation that considerable confusion surrounds the dating of earthquakes in the Middle East during the middle of the 8th century and the associated phenomena may not be event specific. Fokaefs and Papadopoulos (2007) assign 749 A.D. to this event.

42. 803, Gulf of Iskenderun, n/a, n/a, n/a, Q

An earthquake in Cilicia badly damaged the area on 23 Jun, where the shocks lasted for an hour in Misis and the earthquake was followed by a flood (Ambraseys, 2009). The event is included also in Altınok *et al.* (2011).

43. 860, Levantian Sea, 7.4 Ms, 35.7°N 36.4°E, P

A strong earthquake occurred on the coast of Antiochia to Akko in January causing large rockfalls and landslides, where in the region of Samandağı, the sea receded and then flooded the coast (Soloviev, 2000). According to Altınok *et al.* (2011), the tsunami source is the partial sanking of Mt. Casius into the sea. Ambraseys (2009) reports on the event but with no reference to a tsunami.

44. 881, Palestine-Egypt, n/a, n/a n/a, Q

Tsunami was observed in Palestine and Egypt, the sea level rose in Alexandria and ships were cast ashore. The Nile overflowed its banks and washed ashore wooden barges (Soloviev, 2000). This event may be the same event reported by Ambraseys (2009) as an earthquake originated probably in the Hellenic Arc.

45. 991, Syria, 7.1 Ms, 33.7°N 36.4°E, Q

This event is reported by Altınok *et al.* (2011) as occurred on 5 April 991 where tsunami was observed in Syria. Ambraseys (2009) reports on the event but with no reference to a tsunami, but the event is shown as tsunami in Yolsal *et al.* (2007), however.

46. 1033, Palestine, 6.9, 32.4°N 35.5°E, P

A damaging earthquake occurred on 5 December, where much of the damage was sustained in Ramla, Nablus, Baniyas and Jericho. In Acre, the sea flowed out several kilometers before flowing back as a wave an hour later (Ambraseys, 2009), where it was half-destroyed Tsunami was observed also in Balash, Gaza and Ashkelon (Soloviev, 2011; Altınok *et al.*, 2011).

47. 1036, Cilicia, n/a, n/a n/a, Q

This event is reported by Altınok *et al.* (2011) occurred on either 12 March 1036 or 11 March 1037, where mountains were severely shaken and some landslides occurred.

According to the references therein, there was a strong tsunami in relation to this earthquake, for which no report exist neither in Soloviev (2000) nor in Ambraseys (2009), except the latter informs the reader on a tsunami event with the same date but with no location associated based on Matthew of Edessa.

48. 1050, Island of Thera, n/a, n/a n/a, U

Soloviev (2000) reports on a small tsunami caused by the underwater eruption of the Santorini volcano, referencing Ambraseys (1962), where the latter informs the reader that the date 1050 is a possible misprint for 1650. Indeed, Ambraseys (2009) does not refer to this event.

49. 1068, Levantian Sea, 7.0, 32.0°N 34.83°E, P

This event occurred on 18 March, killing 25.000 people in Ramallah. Tsunami was observed in Holon, Ashod and Yave. The sea retreated from the coast of Palestine, and many people were killed after the tidal wave arrived when they were rushed to gather fish left on the dry ground (Soloviev, 2000; Altınok *et al.*, 2011). According to Ambraseys (2009), there may be two earthquakes separated by two months, based on his conclusion that a single earthquake in the region of the Dead Sea fault zone is unlikely to produce damage effects such as those portrayed in the historical sources. According to Ambraseys (2009), the withdrawal of the sea may have happened in Gulf of Aqaba after the first earthquake in March 1068. Ambraseys (2009) also claims also that the number of lost lives is greatly exaggerated, since correspondence between leader of the Jewish communities in Ramla and Jeusalem appears to include no references to a major calamity in the 1060s.

50. 1114, Antioch, 7.4 Ms, 36.5°N 36.0°E, Q

This earthquake, occurred on 20 November 1114, affecting Ceyhan, Antakya, Maraş and Samandağ, resulted in landslide and tsunami in Palestine according to Altınok *et al.* (2011). According to Ambraseys (2009), the information on tsunami should be regarded as spurious.

51. 1170, Shaizar, 7.7 Ms, 34.4°N 35.8°E, U

This event occurred on 29 June and effected Antakya, Aleppo, Damascus and was felt in Cyprus (Altınok *et al.*, 2011) and was as destructive as that of 12 August 1157

(Ambraseys, 2009), for which Altınok *et al.* (2011) has assigned a tsunami with low reliability based on the references therein without any location, yet Ambraseys (2009) makes no reference to a tsunami and claims that historical reports are exaggerated for this event.

52. 1202, Levantian Sea, 7.6 Ms, 33.43°N 35.72°E, D

A catastrophic earthquake occurred on 20 May 1202 which was felt across an area of 500 km: from the Nile Delta in the south to Lesser Armenia in the north and from Cyprus in the west to the eastern parts of Syria (Ambraseys, 2009). Near the coast of Syria, after the earthquake, the water in sea opened slightly in various places and was divided into hill. On the island of Cyprus, a harbour in Paphos was dried, after which the city was flooded also, like Limassol (Soloviev, 2000). Fish were thrown onto the shore, and lighthouses were severely damaged (Altınok *et al.*, 2011) Ambraseys argues that the occurrence of the seismic sea wave between Cyprus and Syrian coast, 50-100 km from the epicentral region, might be related to a submarine sliding and slumping, since the whole coast is certainly prone to slumping because of evaporates in the sedimentary section (Ambraseys, 2009).

53. 1222, Cyprus, 7.0-7.5, 34.7°N 32.8°E, D

This destructive earthquake on 11 May is mentioned by many contemporary and near-contemporary chroniclers. It ruined Paphos and Limassol completely and was associated with a seismic sea wave that completely dried up the harbour of Paphos. There is no evidence that the influx of the sea caused any damage on land (Ambraseys, 2009; Altınok *et al.*, 2011) No record of this event in Soloviev (2000).

54. 1303, Eastern Mediterranean, 8.0, 35.0°N 27.0°E, D

A large lower-crust earthquake occurred on 8 August 1303 causing, at certain places quite serious, wide spread damage in the Eastern Mediterranean. In Alexandria, for example, the worst damage was caused by the combination of the earthquake, the sea and a high wind, which drove ships onto the coast and demolished part of the rampart, killing 46 people. Contrary to what is believed, however, the 1303 earthquake did not mark the end of the lighthouse in Alexandria. The seismic sea wave, which is associated with this earthquake and reported from other parts of the Eastern Mediterranean region, does not seem to have affected Cyprus (Ambraseys, 2009). On the Island of Crete, the sea rushed

toward Candia (Heracleon) with such a force that many buildings were broken down and many people were killed. In Akko, the sea receded far off, more then 1.6 km. The retreated also in many Harbours of Syria, Lebanon and Palestine. The tsunami was observed on the Island of Rhodes and in the Adriatic Sea (Soloviev, 2000). In Egypt, ships sailing in the middle of the Nile and lying at anchor were thrown up into the banks (Soloviev, 2000; Altınok *et al.*, 2011). Papadopoulos (2011) provides a detailed discussion on the earthquake and associated tsunami.

55. 1389, Aegean Sea-Island of Chios, 6.8, 38.4°N 26.3°E, D

A destructive earthquake occurred en embraced a large area, where the greater part of the fortress Chios was destroyed. The tsunami ran against the eastern half of the Island of Chios and caused great damage advancing 300m inland, and the wave caused destruction in Izmir and in the small fortress of New Phocaea (Yeni Foça) (Soloviev, 2000; Ambraseys, 2009; Altınok *et al.*, 2011).

56. 1403, Aegean Sea, n/a, n/a n/a, D

This earthquake on 16 November caused significant damage resulting in the collapse of mountains. The sea receded more then 1.6 km near the shore of Syria and Palestine and then returned to its usual limits with great rush (Soloviev, 2000; Altınok *et al.*, 2011). This event is not included in Ambraseys (2009).

57. 1404, Syria, 7.4Ms, 35.7°N 36.2°E, Q

This event is reported both in Altınok *et al.* (2011) and Ambraseys (2009), where the former associates a landslide with damage in few cities and tsunami in the Syrian coast based on one reference, and the latter does not provide any information on a tsunami. This event is not included in Soloviev (2000).

58. 1408, Western Syria, 7.4 Ms, 35.8°N 36.1°E, Q

A large earthquake occurred on 29 December 1408 in the region and landslide in Shufen and tsunami in Lattakia was observed, where tsunami threw boats onto the shore. Strong tsunami was observed also in Syrian coast (Altınok *et al.*, 2011). Ambraseys (2009) argues that the tsunami associated with this earthquake is actually connected with an event in 1408 occurred in the Gulf of Corinth, due to an error introduced by Perrey (1850),

whose source clearly states that Greece (not Syria) was the area worst affected. This event is not reported in Soloviev (2000).

59. 1481, Rhodes, 7.2, 36.2°N 28.5°E, D

This earthquake on 3 May was most probably a crustal earthquake originating offshore at Adalia followed by aftershocks, which caused great alarm but no damage As a result of the earthquake, the sea rose and fell 3m, flooding the city of Rhodes, dashing the ships in the harbour against a rock and smashing them. The event is almost certainly the earthquake and seismic sea wave described by Leonardo da Vinci in his notes, written ca. 1500 (Soloviev, 2000; Ambraseys, 2009). In Rhodes, the inundation distance was 60 m (Altınok *et al.*, 2011). Papadopoulos *et al.* (2012) concluded that the tsunamigenic nature of this earthquake, along with the long series of shocks that followed until the end of that year, indicate a large-magnitude, shallow earthquake located off eastern Rhodes.

60. 1481, Rhodes, n/a, n/a n/a, Q

Another earthquake on 3 October is reported by Ambraseys (2009), similar to that of 3 May, where the earthquake was associated with a swelling of the sea. This event is not reported in Soloviev (2000) and Altınok *et al.* (2011), but in Yolsal *et al.* (2007).

61. 1489, Antalya, n/a, n/a n/a, Q

This event is reported in Altınok *et al.* (2011) as a submarine earthquake where the sea receded for three hours in Antalya. According to Altınok *et al.* (2011), this is the event described by Leonardo da Vinci (see the 3 May 1481 event), which is in conflict with Ambraseys' (2009) argument (see 1481 May 3 Rhodes event above).

62. 1494, Crete, 7.2, 35.5°N 25.5°E, P

A strong earthquake shook the island on 1 July, causing much of the damage in Heracleon. In the harbour, great waves tore ships off their anchors and knocked them together with such a force that it seemed that they flew apart in bits (Soloviev, 2000), but the sea did not flood the shores (Ambraseys, 2011). A withdrawal of the sea was observed in Israel (Altınok *et al.*, 2011). Papadopoulos (2001) provides a detailed description of this event.

63. 1534, Levantian Sea, n/a, n/a n/a, U

A destructive earthquake occurred in Palestine. There was a report in Jaffa (Tel Aviv) on a tsunami wave (Soloviev, 2000) referencing it to Sieberg (1932) and Ambraseys (1962), where the latter informs the reader that this information is not found in contemporary writers. This event is not included in Ambraseys (2009) and Altınok *et al.* (2011).

64. 1546, Levantian Sea, 6.0, 32.0°N 35.1°E, D

A strong earthquake on 14 January occurred in Lebanon and Palestine causing severe destruction in Nablus and Ramah with additional reports from Jerusalem, Jaffa, Tripolis, Damascus, Famagusta (the Island of Cyprus). The sea bottom and the Jordan River bed dried up and after the sea returned and rolled onto the coast, over 12,000 inhabitants of Gaza and Jaffa were drwoned. Sea waves were observed on the Island of Cyprus and on the shore of Asia Minor (Soloviev, 2000; Altınok *et al.*, 2011). Ambraseys (2009) argues that the number of people drowned by the seismic sea wave is grossly exaggerated and points out that the sea wave was possibly generated due to a subaqueous slide from an unstable continental margin of Palestine triggered by the shock, for which the instability of the continental margin rather then the severity of shaking is more likely responsible, especially in a region prone to slumping because of the evaporates in the sedimentary section of the coast.

65. 1577, Cyprus, n/a, n/a n/a, Q

A sea wave flooded the coast of Cyprus near Paphos on 4 February causing damage. This event has not been associated to an earthquake but fall of meteorites fall observed (Ambraseys, 2009). This event is not reported in Soloviev (2000) and Altınok *et al.* (2011).

66. 1585, Mt Athos (Northern Greece), n/a, n/a n/a, Q

This event on 28 Jun caused damage in the region and it seems to have generated a seismic sea wave, which flooded the harbour area (Ambraseys, 2009). This event is not reported in Soloviev (2000) and Altınok *et al.* (2011).

67. 1595, Crete, 6.3 Ms, 35.6°N 24.6°E, Q

This earthquake in Crete occurred on 26 November causing damage in Heraklion. The exceptionally severe storms and high seas which followed the earthquake flooded Heraklion and Canea without damage. Three galleys and other vessels moored in the harbour of Suda sank (Ambraseys, 2009). This event is not reported in Soloviev (2000). Papadopoulos (2011) provides detailed information on this event, where he also informs "some boats coming from Rhodes, more than 50 miles in the open sea were very close to sunk…" apparently describing a hearty seaquake than a tsunami.

68. 1598, Amasya, n/a, 40.4°N, 35.4°E, P

A destructive earthquake occurred in May in central Anatolia, affecting the regions of Amasya and Çorum, but the data available are insufficient for one to assess fully its effect (Ambraseys, 2009). Tsunami waves were observed at the coastal area between Sinop and Samsun due to the Amasya and Çorum earthquake, where the waves inundated about 1.6 km landward drawning a few thousand people living in towns and villages (Altınok *et al.*, 2011). The occurrence of a seismic sea wave on the coast of Black Sea, 100 km to the north of Amasya, is difficult to associate with the earthquake, unless it was associated with a massive submarine landslide (Ambraseys, 2009).

69. 1609, Rhodes, n/a, 36.4°N 28.4°E, P

Soloviev (2000) informs on this event in April as a tsunami on the eastern part of Rhodes based on Papazachos and Papazachou (1997). This appears to have been a rather large earthquake, which ruined Rhodes, damaged various places along to southern coast of Asia Minor, and was felt along the Syrian coast and Crete. Very strong waves were observed in Dalaman (Altınok *et al.*, 2011). According to the news published in Venice on 8 May, over 10,000 people were reported drowned by a seismic sea wave (Altınok *et al.*, 2011); a grossly exaggerated figure according to Ambraseys (2009). Papadopoulos *et al.* (2004) did not find the 1609 tsunami in the Dalaman sedimentary stratigraphy (Yolsal *et al.*, 2007). Papadopoulos *et al.* (2012) conclude that the tsunamigenic nature of the earthquake indicates a large-magnitude earthquake of shallow source located offshore Rhodes.

70. 1612, Crete, 7.0 Ms, 35.5°N 25.5°E, Q

A destructive earthquake took place on 8 November, including Heracleon. Many sailing vessels were either thrown ashore, or sunk (Soloviev, 2000; Altınok *et al.*, 2011). According to Ambraseys (2009), however, the primary information regarding a destructive earthquake in Heracleon is related in the Parisian journal Mercure Français immediately after a record of the German earthquake of 8 or 9 November. Also, Venetian archives from Heraclen (Candia), which tend to keep careful records of events that cause damage to military and public buildings make no mention of an earthquake in this period. Ambraseys claims further that the information received by the correspondent of the Mercure Français was on the destruction of Lefkas on 2 October 1611, and was erroneously located to Heracleon (Ambraseys, 2009). There is no reference to a tsunami associated to this event in Ambraseys (2009). According to Ambraseys (2009), this is a spurious event, despite the fact that he makes no reference to his earlier study (Ambraseys, 1962), which lists this event as a tsunami. Papadopoulos (2011) provides useful insight to the associated debate, but with no clear conclusion.

71. 1629, Crimea, 6±0.5, 44.54°N 35.30°E, P

This is an event reported in Papadopoulos *et al.*, 2011 based on Armenian chronicles reporting an earthquake of M = 6.0 ± 0.5 and an associated tsunami occurring on 5 June 1615 on the southeastern coast of Crimea with an estimated water level rise between 0.5 to 1.0m.

72. 1629, Crete, 7.0, 36.0°N 25.0°E, P

A strong earthquake occurred on March 7 (or March 9 or February 27) that resulted in great destruction, where tsunami was also observed on the Island of Kythira (Soloviev, 2000). The details of the effects of this earthquake on land and at sea are given in three separate reports made by captains arriving in Zante, which confirm that the shock was associated with a seismic sea wave (Ambraseys, 2009). In fact, two of the testimonies indicate that remnant of shipwrecked vessels and persons were witnessed (Papadopoulos, 2011).

73. 1650, Aegean Sea, 7.0, 36.4°N 25.4°E, D

A strong underground volcanic eruption occurred 4 km north-east of Island of Thira (Santorini Volcano), causing huge waves devastating the Island of Thira. The tsunami began with low water and went into the dry land up to 3.2 km in low-lying places. The rise of the water on the western coast of the Island of Patmos exceeded 30 m, on the eastern coast it amounted 27 m. The height of the tsunami on the Island of Ios was 16-18 m. In Sikinos, the sea entered 180 m inland. Many rowing boats sank in Heracleon, on the northern shore of the Island of Crete. In Kea, ships drifted onto the land. (Soloviev, 2000; Ambraseys 2009; Altınok *et al.*, 2011). Papadopoulos (2011) provides detailed information on this event.

74. 1650, Azov Sea, 7.0±0.5, 44.42°N 33.18°E, P

This is an event reported in Papadopoulos *et al.*, 2011 as an earthquake (M = 7.0 ± 0.5) and tsunami event to have occurred in 1650 in the western shores of the Azov Sea as well as in the Black Sea with an estimated a water level rise of 0.5 to 1.0 m.

75. 1667, Aegean Sea, 6.6, 38.4°N 27.1°E, U

This event on 30 November was a strong earthquake in Izmir, where the sea was stormy (Soloviev, 2000; Altınok *et al.*, 2011). Ambraseyes (2009) makes no reference to a sea-level change. The waves may correspond to seiches.

76. 1672, Aegean Sea, 6.5, 36.5°N 25.5°E, P

According to Soloviev (2000), an earthquake occurred on 16 February affecting Island of Thira and other islands of the Cysclades, where the Island of Kos 112 km in diameter was flooded by a sea wave caused by the underground shock (Soloviev, 2000). Ambraseys (2009) refers to a report dated 14 February 1672 referring to the damage in the northern part of the Island of Lesvos, where the mosque in the inner castle of Molive (Fethiye) has collapsed. On the island of Kos, it is reported that no one was able to stand owing to the violence of the shock and all buildings collapsed followed by a sea wave (Ambraseys, 2009).

77. 1672, Aegean Sea, 6.8, 40.0°N 26.0°E, Q

Soloviev (2000) reports on a large earthquake occurred in the middle of April causing great damage to the Island of Tenedos (Bozcaada), where some houses disappeared in waves. Ambraseys (2009) reports that on the Island Bozcaada (Tenedos), almost all houses and the Venetian fort and church were destroyed. In Altınok *et al.* (2011) this is the only event in the Aegean Sea in 1672 and they report on some houses disappearing in waves in Bozcaada (Tenedos) and according to them no tsunami was observed on the Island of Kos but the Island has sunk. Papadopoulos *et al.* (2007) questions if a single earthquake was capable to cause destruction in such a large area extending from the north Aegean Sea to the south Aegean Sea. It is quite possible that Altınok *et al.* (2011) failed to differentiate two events (this and the previous one reported), since there is no way that both the Islands of Kos and Tenedos, approximately 400 km apart from each other, may have been effected at a comparable level by the same earthquake, unless the magnitude of the earthquake is considerable higher and the epicenter is located in the southern part of the Biga peninsula, which in fact would necessitate considerable damage along the Aegean coast on the Asia Minor and Islands in the eastern part of the Aegean Sea.

78. 1688, Aegean Sea, 7.0, 38.4°N, 26.9°E, Q

There was a stong earthquake in Izmir on 10 July, at which the city was damaged very badly and costing lives of around 15,000-16,000 people. A weak tsunami was observed (Soloviev, 2009), where ships in the harbour were disturbed (Altınok *et al.*, 2011). After the earthquake, it was found that the seashore in Izmir had advanced inland permanently as a result of a general sinking of the ground by about 60 cm (Ambraseys, 2009).

79. 1733, Aegean Sea, n/a, n/a n/a, Q

This was a large earthquake on 23 December with an epicenter in the Aegean Sea causing extensive damage in the islands. In Aghia Anna and Vathi on Amorgos all the houses were shattere and the sea flooded the harbour of Vathi (Ambraseys, 2009). This event is not reported in Soloviev (2000) and Altınok *et al.* (2011).

80. 1741, Rhodes ,n/a, 36.2°N 28.5°E, D

This was a large earthquke occurred on 31 January, where in the town and villages of the Island of Rhodes all houses were damaged and many were ruined. As a result of the earthquake, the sea in Rhodes retreated and then flooded the coast 12 times with violence, submerging the coast opposite the island and destroying five or six villages located a kilometre inland on the mainland (Soloviev, 2000; Ambraseys, 2009). The upper tsunami sediment layer found in Dalaman could be attributed to this event (Altınok *et al.*, 2011). Papadopoulos (2011) reports on an event in Heraklion, Crete at approximately same time logged by the local administrations of Heraklion and Chania with the allegation that the earthquake launched a tsunami in the harboor of Heraklion, killing a passanger aboard a French boat. This event may very well be the January 31 event in Rhodes. Furthermore, Papadopoulos *et al.* (2012) conclude that the tsunamigenic nature of the earthquake and the occurrence of strong aftershocks imply a large-magnitude, shallow event located offshore between Rhodes and Asia Minor.

81. 1743, Antalya, n/a, n/a n/a, Q

According to a report from Cyprus dated 4 April 1743, an earthquake off the coast of Antalya caused extensive damage and associated shock triggered landslide and rock-falls. As a result of the earthquake, the port of Antalya dried up for some time. This was probably due to a sea wave created by the collapse of the mountain into the sea or the result of a submarine landslide (Ambraseys, 2009). This event is not included in Soloviev (2000).

82. 1752, Levantian Sea, 7.0 M_L, 35.6°N 35.75°E, U

The earthquake occurred on 21 July on the shore of Syria, after which harbour constructions suffered possibly from the tsunami. Extensive damage was observed in Latakia. The number of victims was estimated around 20,000 (Soloviev, 2000; Altınok *et al.*, 2011). Ambraseys claims that this is a spurious event originating from Seyfart, who reports a felt earthquake in Tripoli, Lebanon, on 21 July 1752. This is a misreading part of a report in Gazette de France of 19 August 1752, which, on the basis of a report from Rome, records an earthquake in the similar-sounding Tivoli, in Italy, on 21 July 1752 (Ambraseys, 2009). According to Fokaefs and Papadopoulos (2007), there is tsunami in the Syrian coast for this event.

83. 1759, Levantian Sea, 6.6 Ms, 33.1°N 35.6°E, D

This earthquake occurred on 30 October affecting Palestine and Lebanon (Soloviev, 2000). A seismic sea wave flooded Acre (Akka) to a height of about 2.5 m above normal sea level, as well as the docks of Tripoli, without causing any damage (Ambraseys, 2009). Landslides occurred at the west of Damascus and Tabariya (Altınok *et al.*, 2011).

84. 1759, Bekaa-Syria, 7.4 Ms, 33.7°N 35.9°E, U

This event occurred on 25 November as a result of faulting along the Bekaa valley causing landslides near Mukhtara and Deir Marjrjos with a tsunami in Akka (Altınok *et al.*, 2011). This event is not reported in Soloviev (2000) or Ambraseys (2009) and the single reference for that event is Ambraseys and Barazanghi (1989), where it has been reported that seismic sea wave flooded Acre and the docks at Tripoli with no apparent damage and a seismic wave associated with the earthquake was noted as far south as the Nile Delta, where the sea was discolored for many days without causing again any damage. Nevertheless, it is interesting to note that Ambraseys (2009) does not report on a tsunami for this event. The event is listed as tsunami in Yolsal *et al.* (2007) and Fokaefs and Papadopoulos, (2007).

85. 1772, Foça, 6.4, 38.8°N 26.7°E, P

This earthquake occurred on 24 November and according to a document dated 8 May 1777, five of the ten gates of the cannon foundry of the castle of Foça-i Cedid, which are on the edge of the sea, were completely destroyed by an earthquake and sea wave (Ambraseys, 2009; Altınok *et al.*, 2011). This event is not reported in Soloviev (2009).

86. 1818, Athens, n/a, n/a n/a, Q

An earthquake shock was felt in Athens, which was accompanied by an inundation of the coast by the sea. Details are lacking (Ambraseys, 1962, 2009; Soloviev, 2000).

87. 1822, Levantian Sea, 7.0 Ms, 36.1°N 36.75°E, Q

A destructive earthquake took place on 13 August, the largest to occur at the junction of the Dead Sea fault zone with the East Anatolian fault during the last five centuries, in particular in Antiochia, where two thirds of the towns were destroyed and thousands of the inhabitants were killed. Tsunami was observed in Beirut, Iskenderun and on the Island of

Cyprus (Soloviev, 2000; Altınok *et al.*, 2011). Ambraseys (2009), however, argues that there is no evidence that this event was associated with a seismic wave in the Eastern Mediterranean or with an abnormal fluctuation of sea level. In fact, authors associating this event to a tsunami rely only on one source (Karnik, 1971).

88. 1837, Palestine and Syria, >7.0 Ms, 32.9°N 35.4°E, Q

This devastating earthquake occurred on 1 January, where the damage extended along a relatively narrow zone from the coastal area of Sido through the inland regions of al-Tuffa, Marjuyum and Bshara to Lake Tiberias, a total length of about 120 km (Ambraseys, 2009). Altınok *et al.* (2011) reports on tsunami on the coast of Israel, Syria and in Lake Tabariya. Ambraseys (2009), however, argues that there is no evidence of a seismic wave on the Mediterranean coast and no waves have been reported in the Dead Sea. He also adds that it is not clear whether the flooding of the waves on the coast of lake Tiberias happened before, during or after the earthquake. Indeed, one of the three references in Altınok *et al.* (2011, identifies the tsunami associated to this event as questionable (Fokaefs and Papadopoulos, 2007), whereas the other reference (Sbeinati *et al.*, 2005) reports only on the tsunami in Lake Tiberias. This leaves only Karnik (1971) as the reference to the tsunami observed in Israel and Syria. This event is not included in Soloviev (2000).

89. 1838, Odesa, 7.3, 45.42°N 26.36°E, P

This is an event on 23 January 1838 reported in Papadopoulos *et al.* (2011) as a large, intermediate-depth earthquake of an estimated magnitude of 7.3 with associated sea disturbance.

90. 1843, Dodecanese Islands, 6.5, 36.3°N 27.7°E, Q

An earthquake occurred on the Island of Chalki on 18 October and was felt on the Island of Rhodes (Soloviev, 2000). Tsunami was observed in Chalki, ships overturned and a mountain collapsed (Altınok *et al.*, 2011). There is no report of a tsunami in Ambraseys (2011).

91. 1846, Aegean Sea, n/a, n/a n/a, U

A large earthquake occurred on 25 July and the sea was very turbulent during the fine weather (Soloviev, 2000; Altınok *et al.*, 2011). There is no record of this earthquake in Ambraseys (2009).

92. 1851 , Fethiye, 7.1 Ms, 36.4°N 28.7°E, D

This was a locally destructive, but relatively small magnitude earthquake on 28 February in the Fethiye region of the southwestern Turkey. There was a subsidence on the Fethiye coast and landslides from the Muğla mountain sides. Tsunami was observed in Fethiye, where the sea rose approximately 34 cm. The shore in Fethiye sunk 0.5 m, and the coast was flooded about 0.6 m above the normal sea level at Fethiye (Soloviev, 2000; Altınok *et al.*, 2011). Ambraseys (2009) associates the sinking of the shore to the slumping and submarine sliding, which would also explain the fluctuation of the sea level in the harbour. Papadopoulos *et al.* (2007) criticizes Ambraseys (1962) based on its reference to Perrey (1855), from which is not clear whether a tsunami has occurred. Moreover, Papadopoulos *et al.* (2012) argues that only a small-to-moderate tsunami may have occurred. In fact, they also refer to Director Schmidt of the National Observatory of Athens, which reported no sea disturbances in association with the 1851 earthquake sequence and felt that press reports of the event were rather exaggerated.

93. 1851, Fethiye, n/a, 36.4°N 28.7°E, Q

A strong shock repeating the February 28 earthquake on the island of Rhodes occurred on 3 April but caused no new destruction. The sea rose by many meters higher than its level and flooded the shore in Fethiye (Soloviev, 2000; Ambraseys, 2009). The run-up was 1.8 m in Fethiye region (Altınok *et al.*, 2011), which is a doubtful figure according to Papadopoulos *et al.* (2007).

94. 1851, Fethiye, n/a, n/a n/a, Q

Two weak earthquakes occurred on the Island of Chalki on 23 April/May, where many ships in the harbour nearly capsized (Soloviev, 2000). Tsunami waves are observed in Rhodes and Chalki, but the reported inundation distances are doubtful (Papadopoulos *et al.*, 2007 and Altınok *et al.*, 2011). Ambraseys (2009) does not report this event.

95. 1852, Izmir, n/a, n/a n/a, P

A weak earthquake took place on 12 May. The day before, the sea receded leaving the sea bottom dry for a distance of many meters (Soloviev, 2000; Altınok *et al.*, 2011) The shock was preceded and followed by a series of surges in the sea in the Gulf oz Izmir, which flooded the coast a number of times at intervals of about 5 minutes. This was most probably the result of submarine slides, which are known to have occurred in the bay in the past without earthquakes (Ambraseys, 2009).

96. 1852, Izmir, n/a, n/a n/a, Q

An earthquake occurred on 8 September followed by a sea rise (Soloviev, 2000; Altınok *et al.*, 2011). Ambraseys (2009) report on the event but not on the tsunami.

97. 1853, Aegean Sea, n/a, 38.25°N 23.25°E, D

A destructive earthquake occurred near the eastern shore of Central Greece on 18 August at the sites of Boeatia, Attica and Euboea, where tsunami was observed in the Strait of Euboea (Soloviev, 2000). The sea in the Gulf of Evia rose in successive waves and flooded the coast, without causing damage (Ambraseys, 2009).

98. 1856, Crete, 8.2, 35.5°N 26.0°E, Q

The earthquake took place in Heracleon on 12 October, where a tsunami was generated (Soloviev, 2000). In the Eastern Mediterranean and offshore Crete, there were reports of an abnormal sea current. However, there is no evidence that the earthquake was associated with a seismic wave, except, perhaps in the region of Malta where it is more likely that these were standing waves set up in the closed harbour of the city (Ambraseys, 2009). Papadopoulos *et al.* concluded that the 1856 earthquake was a very large, non-tsunamigenic event of intermediate focal depth.

99. 1856, Chios, 6.6, 38.25°N 26.25°E, D

There was a damaging earthquake on 25 November in Chios, which was also felt in Izmir, Samos and Mitilini. In Chios, the sea flooded the coast with violence, drawning a few people (Soloviev, 2000; Altınok *et al.*, 2011). The date of this event is given as 13 November in Ambraseys (1962), Soloviev (2000) and Altınok *et al.* (2011), but was updated as 25 November in Ambraseys (2009).

100. 1859, Gulf of Saros, 6.8 Ms, 40.3°N 26.1°E, U

A horrible earthquake occurred on 21 August after a series of foreshocks, where none of the houses in the villages of Iskinit and Panaya stood up to the earthquake; some collapsed, others cracked. The earthquake was felt in Thessaloniki, Kilidbahir and Edirne. Some sailors said that they saw Imroz disappearing in the sea for a moment (Soloviev, 2000). The sea waves observed at the northern approaches of the Strait of Istanbul (Bosphorus) (Ambraseys, 2009) could not be related with this event (Altınok *et al.*, 2011).

101. 1863, Hellenic Arc, 7.8, 36.5°N 28.0°E, U

A destructive lower-crust earthquake occurred in the eastern part of the Hellenic Arc near Rhodes on 22 April. There is no conclusive evidence that the earthquake was associated with a seismic wave. Abnormally large waves reported from ports in the region on the night of the earthquake were most probably standing waves or due to the exceptionally bad weather which prevailed at the time in this part of the Mediterranean (Ambraseys, 2009; Soloviev, 2000). This event is dated as 22 March 1863 in Soloviev (2000).

102. 1866, Island of Chios, 6.8, 38.25°N 26.2°E, U

A strong earthquake occurred on 19 January, which was also felt as a seaquake. On the same day, intensive boiling of the sea water was noticed approximately in the middle of the strait separating Island of Chios from Asia Minor. According to other data, oscillations of the sea level were observed (Soloviev, 2000; Altınok *et al.*, 2011). It is also said that during the earthquake the sea between Chios and the mainland became agitated and columns of smoke were seen rising from its surface. These shocks were not reported from nearby Izmir (Ambraseys, 2009).

103. 1866, Island of Thera, 6.1, 36.4°N 25.4°E, Q

Eruption of Santorini began on 28 January and was accompanied, according to some data (Ambraseys, 1961, 1962), by tsunami. According to Perrey (1870), there was no tsunami (Soloviev, 2000). Ambraseys (2009) dates this event as 1 February relating it to the paroxsym associated with the emergence of the islets of Agios Georgios and Afroessa, the latter sinking again shortly after. According to Altınok *et al.* (2011), the sea started to

hit coastal houses causing cracks and submersions, whereas Ambraseys (2009) does not report any sea level change or activity.

104. 1866, Island of Chios, 6.4, 38.25°N 26.25°E, U

This earthquake occurred on 2 February and tsunami was observed. It is possible that this and January 19 events are the same events with dates from other calendars (Soloviev, 2000). This event is not reported in Ambraseys (2009), wheras the event on 19 January has been identified as a preceding shock of this event by Altınok *et al.* (2011).

105. 1866, Island of Kithira, n/a, n/a n/a, U

This event occurred on 6 February in the Hellenic Arc. The tsunami wave that arose penetrated into the houses of Avlemonas situated 8 m above the sea level (Soloviev, 2000). Soloviev reports the date of this event as October, referencing Sieberg (1932) and Ambraseys (1960), whereas the latter associates its date as 6 February both in Ambraseys (1962) and Ambraseys (2009). Ambraseys criticizes Sieberg heavily, commenting on that he never gives the source of his information, and claims that there is no evidence whatsoever that the shock was associated with a seismic sea wave. He argues also, that there might have been some confusion with the earthquake of 20 September 1867. Indeed, if 8m high waves would have been really observed, it should have also been observed in other locations such as Chania or Gytheio, unless a local landslide in a closed bay has initiated it, for which there is no geo-morphological structure on the Island of Kithira.

106. 1867, Island of Lesvos, 6.8, 39.1°N26.6°E, P

A destructive earthquake occurred on 7 March in the Gulf of Edremit where the Island of Lesvos and the coast of Asia Minor were ruined with heavy loss of life. The earthquake was felt strongly in Ayvalık, Foça, Izmir, Chios, Manisa, Aydin and nearby regions (Ambraseys, 2009). Soloviev (2000) argues that the main shock or one of the strongest afteshocks could have generated movements of the sea, which could not have been noticed in the darkness. He refers to an eyewitness report that the sea in the harbor of Mitilini rose and was covered with foam, whereas according to another eyewitness, the low part of Mitilini was flooded and cluttered up by silt after the earthquake, the sea in Mitilini swelled, as if its bottom rose, and started to boil (Soloviev, 2009). After the earthquake, dead fish were found inside a boat in the Mitilini harbour (Altınok *et al.*, 2011). Ambraseys

(2009) argues that there is no evidence of a seismic sea wave preceding or following the earthquake.

107. 1867, Island of Kithira, 7.1, 36.5°N 22.25°E, D

Two earthquakes occurred on 20 September, separated by 11 hours, where the latter is larger, causing widespread but slight damage. In Kithira, however, almost all houses were damaged, and a seismic sea wave 2.7m high flooded the southern and western coast of the island, causing some damage to sailing boats. Pegane was flooded by the sea, which littered the coast with dead fish. In Githio, there was widespread damage with casualties, aggravated by the sea flooding the port. Kalamata and Petalidi on the coast west of Mesinia were not damaged, but the sea flooded the coast to a depth of 15 m. In the Ionian Islands, the shock was recognized because of the flooding of the coast by the sea than because of the ground shaking. In Zakynthos, the wave was about 1 m high on the southern part of the island. Abnormal fluctuation of the sea level was also reported from Santorini, Sifnos and Serifos. In Hania, the sea rose 1.2 in the port, flooding the quay. Further west in the Mediterranean, the shock was perceptible in Acireale and Catania in Sicily, where it was followed by an abnormal fluctuation of sea level (Ambraseys, 2009). Oscillations of the sea level within the focal zone of the waves lasted a long time: from 5.5 up to 10 hours before the sea finally became calm after rolling in and surging back many times. In Kalamata, the sea receded for 15 m. The water rose 2-3 m in the town of Kithira and flooded store-houses in the port. The sea level in Chania suddenly rose and fell by a meter every 10-15 min. Turbulent flows appeared in the port (Soloviev, 2009). Papadopoulos (2011) provides complementary information on this event.

108. 1870, Hellenic Arc, n/a, n/a n/a, P

A powerful earthquake occurred in Eastern Mediterranean on 24 June, which was felt strongly in Athens and was felt in Izmir, Island of Crete, Cyprus, Thira and Malta; shocks were noted in Alexandria, Beirut, on the eastern shore of the Red Sea, Albania, Bari, Catanzaro, Messina and Calabria. The water in the new port of Alexandria splashed out onto the quay. This fact supports reports that the earthquake was accompanied by tsunami waves (Ambraseys, 1962; Soloviev, 2009; Ambraseys, 2009).

109. 1872, Antakya, 7.2 Ms, 36.25°N 36.10°E, D

A large earthquake occurred on 3 April, where the shocks almost totally ruined Antakya (Antioch) and was felt throughout the Eastern Mediterranean, from Rhodes to Diyarbakir and from Konya to Gaza. As a result of the earthquake, the sea rose to a great height, flooding the coast in the vicinity of Jedida and Kabussi, with flood wave reaching as far as Samandağ, nearly 2 km inland (Ambraseys, 2009; Altınok *et al.*, 2011). There is no report on this event in Soloviev (2000). Tsunami sediment deposits discovered in Suaidiya, South Turkey, are attributed to the 1872 event (Fokaefs and Papadopoulos, 2007).

110. 1881, Island of Chios, 6.5, 38.3°N 26.2°E, Q

Two successive destructive earthquakes occurred in the Island of Chios on 3 April. A sea wave occurred, because spots of fresh sand were found in the wall of the garden (Soloviev, 2000). Aftershocks created waves on the sea surface (Altınok *et al.*, 2011). Ambraseys (2009) argues, however, that near the fortress of Hora beach sands liquefied and water was ejected from cracks in the ground to a height of 1 m. He also adds that just offshore from the southern end of the fortress, the sea floor sank into the sea by more than 60 cm, presumably as the result of slumping of the seabed. Ambraseys (2009) concludes that there is no evidence that the shocks were associated with a seismic wave and the presence of the wet sand some distance from the shore was due to a local liquefaction of the ground.

111. 1893, Aegean Sea, 6.9 Ms, 40.5°N 26.2°E, D

A destructive earthquake occurred on the Island of Samothraki in the Gulf of Saros on 9 February. A tsunami was generated and appeared on the northern shore of the island and on the nearest Thracian coasts. The water rose by 1m near the Islet Aghistro and penetrated deep onto the island for 25-30 m. The wave in the region of Alexandroupoli (Dedeağaç) on the continent was of approximately same height and flooded the coast for 40m (Soloviev, 2000; Ambraseys, 2009). Tsunami flooded the coast on Samothraki and the mainland in Thrace about 15 min after the shock (Altınok *et al.*, 2011).

112. 1894, Aegean Sea, 7.2, 36.66°N 23.04°E, D

A destructive earthquake occurred on 27 April along the coast of the Island of Atalanti, where a segment of the shore 10 km long and 10 m wide slipped into the sea. The generated tsunami waves were 3 m high at Atalanti and farther to the north along the shore up to Ay. Konstantinos, where the sea receded 50 m from the usual waterline before the wave returned (Soloviev, 2000). The sea wave caused no damage, and because it occurred at night, details about its height are not accurately known (Ambraseys, 2009), which is a conflicting statement with reference to the wave heights reported in Soloviev (2000).

113. 1901, Bulgaria, n/a, 43.4°N 28.5°E, D

At Balchik, boats uplifted and landslide occurred on 31 March. The coastal area (0.2 km^2) at Keçikaya district subsided and a three-meter-high tsunami washed away the port of Balcik (Altınok *et al.*, 2011).

114. 1902, Aegean Sea, 7, 40.82°N 23.04°E, D

A strong earthquake occurred on 5 July in the northern Greece where the harbour in Thessaloniki was flooded for some time (Soloviev, 2000).

115. 1928, Aegean Sea, 6.5, 38.1°N 27.1°E, Q

An earthquake took place on 31 March in Izmir followed by a weak tsunami (Soloviev, 2000).

116. 1927, South Crimea, 6.5, 44.18°N 34.18°E, D

This is an event on 11 September 1927 reported in Papadopoulos *et al.*, 2011 on a destructive earthquake of magnitude 6.5 occurred in the Crimean region which was accompanied by tsunami waves recorded on tide gauges with height of 39 cm in Evpatoria, 35 cm in Yalta, 23 cm in Sevastopol, 18 cm in Novorossiisk and Tuapse, and 20 cm in Batumi. An aftershock with magnitude of 4.9 on 16 September 1927 caused the sea water to recede and then to rise more than 0.3 m in the bay of Balaklava.

117. 1928, Aegean Sea, 6, 38.0°N 23.5°E, P

A catastrophic earthquake took place on the Isthmus of Corinth on 22 April, where 3000 houses were destroyed and 15,000 inhabitants were left homeless in Corinth and

Loutraki. The sea level rose suddenly in the port of Karistos in the south of the Island of Euboea reaching 30 cm for 10 min. Then the water rolled away from the coast at a velocity of 5.5-7.5 km/h and became 10 cm lower. This phenomenon was repeated several times for 22 hours. Strange drops in the sea level were observed on the same day on the Island of Skyros. The movements of the sea should apparently been related to the earthquake occurred on 22 April, although the time of the earthquake and the reported time of the noticed oscillations of the sea level did not coincide (Soloviev, 2000).

118. 1928, Aegean Sea, 5, 38.0°N 23.0°E, D

Unusual movements of the sea were observed between the morning of 24 April and the morning of 25 April near the shores of Greece and on islands from the northern coast of the Island of Crete up to the Island of Limnos. Sea level rise of 0.5 m is observed near the embankment of the port in Piraeus with 10 min period. In the Island of Andros, a 25 cm drop in the sea level was observed where the sea assumed its usual position after 1.5 hours. Similar sea level changes are observed in Karistos, Chalkida, Mykonos, Island of Milos, Island of Samos, Mytilenei, Island of Chios, Alexandroupoli. Workers in the port of Heracleon claimed that the sea level rose by 1 m; a strong wave of 2 m high rolled up onto the coast where the water covered the parapet of the pier. Judging from the onset time of the tsunami in various places, the source of waves more or less coincided with the focus of the main earthquake on 22 April and with its aftershock on April 24. But the waves, apparently, began 5 hours after the shock, indicating the occurrence of a powerful underwater landslide (Soloviev, 2009).

119. 1928, Aegean Sea, 5.3, 38.0°N 23.2°E, P

The sea level on the shore of Attica and Lavrio rose approximately 0.3 m within the time interval of 06h and 08h on 25 April; rises gradually decreased on the morning of the next day and the sea level returned to its normal position. Continuous 0.4 m amplitude rise and drops have been observed in the Island of Syros. No usual tidal oscillations were observed on the northern shore of the Aegean Sea in Kavala in the night between 24 and 25 April. Two assumptions could be made concerning the causes of the tsunami observed on 25 April: either 1) the oscillations started on 24 April continued, or 2) the tsunami was originated by the earthquake, for which the data is given above. The material available is inconclusive (Soloviev, 2000).

120. 1928, Aegean Sea, n/a, n/a n/a, P

Oscillations of the sea level similar to 25 April occurred about midnight. The existence of a general correlation between the series of tsunami on April 22-27 and the simultaneous seismic cycle near the eastern shore of Greece is beyond doubt. However, the causes leading to the generation of each specific tsunami have not been understood. It can only be suggested that not only the seismotectonic movements of the sea-bottom contributed to the generation of tsunami, but also the landslides of loose bottom sediments moved by the earthquakes (Soloviev, 2000).

121. 1928, Aegean Sea, n/a, 40.8°N 26.8°E, P

A weak tsunami of 1 m high was observed in the Gulf of Strimon on 3 May (Soloviev, 2000).

122. 1929, Aegean Sea, n/a, n/a n/a, Q

Abnormal oscillations of the sea level were observed in the Gulf of Izmir on 25 March, where the level decreased by 125 cm and the amplitude of the oscillations amounted to 55 cm. No earthquakes were noted in the region of Izmir at that time and it is impossible to exclude that the dates given in the description are confused and the information is related to the March 31, 1928 event (Soloviev, 2000), unless the oscillations are originated from a submarine landslide.

123. 1932, Aegean Sea, 6.2, 39.8°N 23.8°E, D

A catastrophic earthquake occurred on 26 September with its focus probably in Gulf of Ierissos. The operator of a seagoing dredge anchored in the River Strimonas 1 km from its estuary observed a strong flow and a current spreading up along the river, which continued for half an hour and was reversed in direction afterwards. A tide gauge installed near the estuary of the River Strimonas in the Gulf of Orfani recorded a tidal wave of 1 m high. It did not cause any damage (Soloviev, 2000).

124. 1933, Island of Kos, 6.4, 36.75°N 27.25°E, U

Soloviev (2000) reports an earthquake and tsunami on 23 April based on Ambraseys (1962), whereas the latter does not report this event. This event is, however, included in Altınok *et al.* (2011).

125. 1939, Fatsa, 8.0 Ms, 39.7°N 39.7°E, D

Extraordinary sea disturbances were seen at the time of the Ms=8.0 Erzincan earthquake on 26 December, where the sea receded in Fatsa about 50 m and then advanced 20 m. In Ünye, the sea receded about 100 m, and in Ordu about 15 m. The initial rise of the sea level was recorded at 6 tidal stations on the northern coast of the Black Sea (Altınok, *et al.*, 2011). This event is not reported in Soloviev (2000).

126. 1941, Cyprus, 5.9 Ms, 35.0°N 34.0°E, D

This was a strong earthquake on 20 January, which caused considerable damage in Ammochostos, Cyprus. A small tsunami was observed on the Palestine coast (Ambraseys, 1992; Ambraseys and Adams, 1993; Altınok *et al.*, 2011). This event is not reported in Soloviev (2000).

127. 1944, Gulf of Edremit, 6.8 Ms, 39.48°N 26.56°E, D

An earthquake in Ayvacık and Edremit Gulf on 6 October resulted in 30 casualties and 5500 damaged/destroyed houses. Coastal neighborhoods of the town of Ayvalık were flooded; inundation distance was 200 m in Ayvalık (Altınok *et al.*, 2011). This event is not reported in Soloviev (2000).

128. 1948, Dodecanese Islands, 7.1 Ms, 35.51°N 27.21°E, D

A strong earthquake took place on 9 February and a destructive tsunami originated and rolled along the eastern shore of the Island of Karpathos. After rolling back, the water gushed onto the coast and advanced deep onto dry land for 1 km near Pigadia. The height of the wave is estimated as 2.5 m (Soloviev, 2000). Tsunami penetrated inland about 250 m leaving scores of fish behind to a distance of about 200 m from the shoreline and caused damage in the southwest coast of Rhodes (Altınok *et al.*, 2011). Papadopoulos *et al.* Field observations and eyewitness accounts collected by Papadopoulos *et al.* (2007) indicated that the tsunami affected Pigadia bay, the main port of Karpathos, on the SE side of the island, where the water penetrated inland for about 60 m. According to Papadopoulos *et al.* (2012, this tsunamigenic earthquake was generated very close to Karpathos, that is in a source different from the seismogenic sources associated with Rhodes.

129. 1949, Island of Chios, 6.7, 38.58°N 26.23°E, D

A destructive earthquake occurred on 23 July 1949, causing damage in 24,437 buildings in 49 settlements on the island, where 534 of them collapsed, 2,516 became uninhabitable or were seriously damaged. Receding of the sea was noticed on the shore near Marmoro and was followed by numerous oscillations of the sea-level with a period of 10-15 min and approximately 50-70 cm high which lasted for about 2 hours (Soloviev, 2000). In Chios, the port sank 0.35 m, the sea attacked the coast of Cesme town in Turkey, leaving many dead fish behind after it retreated (Altınok *et al.*, 2011).

130. 1953, Cyprus, 6.2, 34.76°N 32.41°E, P

An earthquake occurred on 10 September 1953, where a series of tidal waves was noted on the Island of Cyprus (Soloviev, 2000) and along the coast of Paphos (Altınok *et al.*, 2011).

131. 1956, Aegean Sea, 7.8, 36.9°N 26.0°E, D

A catastrophic earthquake occurred in the Island of Amorgos on 9 July, which was accompanied by a tsunami. This earthquake was of the highest magnitude in the 20th century in Greece. Tsunami caused great damage on the Island of Kalymnos, since the main settlements of the island were grouped on the shore. The sea in the town Pothea at first receded, and then rushed onto the coast in the form of a large crest and flooded the town completely with a wave height of 2.5 m but with a very strong pressure in the water current. The port constructions and houses within the 90 m wide coastal strip suffered significantly. Various fragments and objects were carried 1.5 km onto the island. Tsunami was strong and caused damage on the Island of Patmos where the water level dropped by 15 m and rose by 4 m; on the Islands of Nisyros and Tilos where the rise of the water reached 2.7 m, on the Island of Ios where the level decreased by 3 m and increased by 1.5 m, and on the Island of Sikinos. The sea advanced up the coast of the Island of Lipsos for 600 m and damaged a great number of houses. The water level varied within 1-2 m on the northern shore of the Island of Crete, but the rise amounted to 3.5 m in the north-east of the Island of Palaikastro. The pressure of the water on the big Island of Karpathos, located to the south-west of the tsunami source, in the town of Foiniki was so strong that the pier was destroyed and the anchorage was damaged, the water rise exceeded 6 m. Many villages were flooded, houses were destroyed, 30 cows were carried away to sea. The rise of the

water varied within 1-1.5 m on the most of the islands on the central part of the Greek Archipelago, such as Alimia, Ikaria, Kasos, Kimolos, Kos, Milos, Serifos, Tilos. The tsunami reached Island of Skopelos near the shore of Greece, the town of Izmir on the shore of Asia Minor and the Island of Chios in the north of the Aegean Sea. The rise of water in these places did not exceed 0.25 m (Soloviev, 2000), however the Turkish Newspaper "Milliyet" reports some inundation in Konak municipality of Izmir (Necmioglu). The sea rose up 1 m and a recorded inundation distance of 250 m in Fethiye (Altınok *et al.*, 2011). Tsunami propagated up to remote coastal zones of the Eastern Mediterranean Sea, such as Palestine and Jaffa (Israel), where it was recorded by a tide-gauge. From the tide-gauge records, suggestions were made on the possibility of the coseismic landslides producing sea waves. Studies indicate that an adequate reproduction of the near-field wave amplitudes requires not only coseismic seafloor fault displacement but also an additional tsunamigenic component such as coseismic massive submarine sediment slumping, where a study by Papadopoulos showed that based on numerical simulations the scenario of submarine slumping adequately reproduces the observed near-field wave heights (Papadopoulos, 2011). Soloviev (2000) reports on two aftershocks of the Amorgos earthquake on the same day, where one is assumed to have caused the local tsunami on the Island of Folegandros located to the west of the main tsunami source behind the Island of Ios and Sikinos, where the rise of water amounted to 10 m, probably due to focusing effect.

132. 1956, Aegean Sea, 5.8, 39.5°N 23°E, P

An earthquake occurred on 2 November where the sea level in the Gulf of Volos increased by more than 1 m (Soloviev, 2000).

133. 1959, Aegean Sea, n/a, n/a n/a, P

Soloviev (2000) reports on wave observations in Thessaloniki (1 m), on the Island of Crete (0.5 m), in the Strait of Salamina (0.3 m) and on the Island of Leros with no earthquake associated.

134. 1961, Izmir, 6.4, 36.6°N 28.3°E, Q

The color of the water in the Gulf of Izmir changed after the earthquake on 23 May and it was filled with algae. Some inhabitants observed a weak wave (Soloviev, 2000). The sea colour turned red in Fethiye and Izmir after the earthquake (Altınok *et al.*, 2011).

135. 1961, Aegean Sea, n/a, n/a n/a, P

Waves were observed on 6 June on the Island of Crete (1 m), in Volos (0.3 m) and on the Island of Leros, with no association of an earthquake (Soloviev, 2000).

136. 1968, Aegean Sea , 7.0, 39.5°N 24.8°E, D

An earthquake occurred on 19 February and a landslide took place within the region of Ay. Nikolaos on the Island of Ay. Efstratios. A small tsunami originated on the western shore of the island and was also observed at the south western side of the Island of Limnos. The height of the tsunami wave in the harbour of Mirina amounted to 1.2 m. The water in the low – lying regions of Moudros and Kaspakas advanced deep onto dry land for 20 m and 4 m, respectively (Soloviev, 2000; Altınok *et al.*, 2011).

137. 1968, Bartın-Amasra, 6.6 Ms, 41.78°N 32.43°E, D

The Bartın earthquake on 3 September exhibited the first known seismological evidence of thrust faulting along the southern margin of the Black Sea. The coastal hills between Çakraz and Amasra were uplifted. The sea receded 12-15m in Çakraz and never returned entirely to its original level. The sea inundated 100 m in Amasra and after 14 min the second wave inundated the shore about 50-60 m, where the sea rose about 3 m in Amasra (Altınok *et al.*, 2011). This event is not included in Soloviev (2000).

138. 1979, Crete, 5.8, 34.62°N 24.08°E, Q

A weak earthquake occurred on 15 May, where weak sea oscillations of the sea level, possibly seiches, were observed on the southern shore of the Island of Crete (Soloviev, 2000).

139. 1983, Island of Limnos, n/a, 40.1°N 24.8°E, P

A tsunami was observed on 8 August on the Island of Limnos (Soloviev, 2000) with light tsunami waves also in Mirina (Altınok *et al.*, 2011).

140. 1991, Aegean Sea, n/a, 37.7°N 26.3°E, Q

A weak local sea wave was reported from Evdhilos, Ikaria Island on 4 January. It was caused aseismically, possibly of meteorological origin (Soloviev, 2000; Altınok *et al.*, 2011).

141. 1991, Island of Leros, n/a, 37.1°N 26.8°E, P

An intense rise of the sea level by 0.5 m occurred suddenly on 7 May and caused the displacement of small fishing boats toward the coast. Several tide gauges in the various ports of the Aegean Sea and one in the Ionian Sea recorded the wave. No seismic activity preceded the roughness, which, possibly indicating a meteorological process as the source (Soloviev, 2000).

142. 2000, Crete, 5.5 Mw, 34.22°N 25.69°E, D

A strong shallow earthquake occurred on 5 April offshore southern Crete and caused a small local tsunami, which was observed 1.5 hours after the earthquake in the Heraklion Port. Possibly, tsunami was triggered by a small-scale submarine slide induced by the seismic ground motion (Papadopoulos, 2011).

143. 2002, Rhodes, n/a, n/a n/a, D

Press reports and eyewitness accounts say that sea-waves 3-4 m high were reported along the coastal zone of the city of Rhodes during the evening of 24th March 2002 (Papadopoulos *et al.*, 2012). As for the origin of the tsunami, it is worth noting that no earthquake was recorded before or after its occurrence in the broad region of Rhodes, and according to the National Meteorological Survey of Greece, wind intensity did not exceed 6 degrees on the Beaufort scale, which may exclude both seismicity and storm surge as a possible triggering agent of the waves. One possible explanation is that seismic submarine slides may have caused the waves (Papadopoulos *et al.*, 2012).

144. 2009, Crete, 6.4 Mw, 34.35°N 25.42°E,D

This is an interplate earthquake occurred on 7 January offshore southeastern Crete about 150 km south of Heraklion. Associated shock was felt on the island and as far as Cairo and Lefkosia without any report of damage. Eyewitnesses reported that a few minutes after the earthquake a small local tsunami was observed in southeastern Crete

along the coastal zone of Lasithi province. In Arvi, the first wave motion had retreated by ~1 m, and then inundation followed with amplitude of ~20-30 cm. The wave was also observed in Myrtos as well as in Chrisi islet offshore of Southern Crete (Papadopoulos, 2011).

145. 2014, Northern Aegean, 6.9 Mw, 40.305°N 25.453°E, D

On 24th May 2014, at 09:25 UTC (12:25 local time), a powerful M6.9 earthquake hit Greece and Turkey, in Aegean Sea, 87 km W of Canakkale, injuring several tens of people but apparently some damage in Greece and Turkey. This earthquake has been largely felt in Greece, Turkey, Bulgaria, Romania, and the Balkans (European-Mediterranean Seismological Centre). The tide gauge station located on the northern part of Gökçeada (Imbros) Island recorded a 16 cm sea-level change 5 min after earthquake time that is associated to this earthquake.

APPENDIX B: COMPILED MOMENT TENSOR DATABASE FOR EACH ANALYSIS BIN IN 0-40 KM DEPTH

In this Appendix, the complied Moment Tensor Database (MTD) for events with 0 km < depth ≤ 40 km for each analysis bin in the study area is presented through pages 173 - 284. Please refer to Chapter 5 for details of the use of this MTD. Due to its large size, this Appendix has only been provided in the electronic version of this Thesis.

Table B.1. Compiled moment tensor database for each analysis bin in 0-40 km depth (pages 173 – 284).

Table B.1. Compiled moment tensor database for each analysis bin in 0-40 km depth.

Grid Reference	lat	lon	lat	lon	L	W	DEPTH	DEPTH	STRIKE1	STRIKE1	DIP1	DIP1	RAKE1	RAKE1	STRIKE1	STRIKE2	DIP2	DIP2	RAKE2	RAKE2	disp	MW	Reference
4575307540	46	30,5	45,5	31			17,4	17,4	45	45	42	42	59	59	264	264	55	55	115	115		4,9	ISC MT Catalogue
4475287540	45	28,5	44,5	29			0	0	158	158	45	45	341	341								4,7	Radulian et al., 2002
4475352540	45	35	44,5	35,5																		7	Compiled Historical Catalogue
4475372540	45	37	37,5	44,5			26	26	199	199	78	78	29	29	103	103	62	62	167	167		5,5	EMMA
4475372540	45	37	44,5	37,5			15	15	227	227	3	3	180	180	136	136	90	90	273	273		5,5	ISC MT Catalogue
4475377540	45	37,5	44,5	38			10	10	208	208	7	7	156	156								5	INGV RCMT Catalogue
4475377540	45	37,5	44,5	38			18,4	18,4	208	208	7	7	156	156	321	321	87	87	83	83		5,3	ISC MT Catalogue
4475377540	45	37,5	44,5	38			33	33	326	326	62	62	84	84	159	159	29	29	101	101		5,1	ISC MT Catalogue
4425332540	44,5	33	44	33,5																		7,5	Compiled Historical Catalogue
4425342540	44,5	34	44	34,5																		6,5	Compiled Historical Catalogue
4425372540	44,5	37	44	37,5			15	15	44	44	45	45	226	226								4,6	ETHZ Moment Tensor Catalogue
4425372540	44,5	37	44	37,5			15	15	278	278	59	59	305	305	44	44	45	45	226	226		4,5	ISC MT Catalogue
4425382540	44,5	38	38,5	44			33	33	110	110	70	70	270	270	290	290	20	20	270	270		5,6	EMMA
4425382540	44,5	38	44	38,5			33	33	301	301	12	12	94	94								5,7	Dziewonski et al., 1981
4425382540	44,5	38	44	38,5			33	33	301	301	12	12	93	93	117	117	78	78	89	89		5,7	ISC MT Catalogue
4375382540	44	38	43,5	38,5			15	15	117	117	78	78	89	89								5,7	Kalafat MT Catalogue
4325277540	43,5	27,5	43	28		14	13	13	93	93	58	58	300	300								7	Basili et al., 2013
4325277540	43,5	27,5	43	28		14	13	13	93	93	58	58	300	300								7	Basili et al., 2013
4325277540	43,5	27,5	43	28		14	8	8	93	93	58	58	300	300								7	Basili et al., 2013
4325277540	43,5	27,5	43	28		14	3	3	93	93	58	58	300	300								7	Basili et al., 2013
4325277540	43,5	27,5	43	28		14	8	8	93	93	58	58	300	300								7	Basili et al., 2013
4325277540	43,5	27,5	43	28		14	3	3	93	93	58	58	300	300								7	Basili et al., 2013
4325277540	43,5	27,5	43	28		14	3	3	94	94	58	58	285	285								7,2	Basili et al., 2013
4325277540	43,5	27,5	43	28		14	3	3	95	95	58	58	285	285								7,2	Basili et al., 2013
4325277540	43,5	27,5	43	28		14	3	3	96	96	58	58	285	285								7,2	Basili et al., 2013
4325277540	43,5	27,5	43	28		14	3	3	97	97	58	58	285	285								7,2	Basili et al., 2013
4325277540	43,5	27,5	43	28		14	13	13	99	99	58	58	300	300								7	Basili et al., 2013
4325277540	43,5	27,5	43	28		14	8	8	99	99	58	58	300	300								7	Basili et al., 2013
4325277540	43,5	27,5	43	28		14	3	3	99	99	58	58	300	300								7	Basili et al., 2013
4325277540	43,5	27,5	43	28		14	13	13	101	101	58	58	300	300								7	Basili et al., 2013
4325277540	43,5	27,5	43	28		14	13	13	101	101	58	58	300	300								7	Basili et al., 2013
4325277540	43,5	27,5	43	28		14	8	8	101	101	58	58	300	300								7	Basili et al., 2013
4325277540	43,5	27,5	43	28		14	8	8	101	101	58	58	300	300								7	Basili et al., 2013
4325277540	43,5	27,5	43	28		14	3	3	101	101	58	58	300	300								7	Basili et al., 2013
4325277540	43,5	27,5	43	28		14	3	3	101	101	58	58	300	300								7	Basili et al., 2013
4325277540	43,5	27,5	43	28		14	13	13	102	102	58	58	300	300								7	Basili et al., 2013
4325277540	43,5	27,5	43	28		14	8	8	102	102	58	58	300	300								7	Basili et al., 2013
4325277540	43,5	27,5	43	28			7	7	115	115	7	7	60	60								4	Dineva et al., 1993
4325277540	43,5	27,5	43	28			18	18	173	173	29	29	210	210								3,7	Dineva et al., 1993
4325277540	43,5	27,5	43	28			12	12	243	243	18	18	20	20								4,2	Dineva et al., 1993
4325277540	43,5	27,5	43	28		14	3	3	277	277	58	58	300	300								7,2	Basili et al., 2013
4325277540	43,5	27,5	43	28		14	8	8	277	277	58	58	300	300								7,2	Basili et al., 2013
4325277540	43,5	27,5	43	28		14	13	13	277	277	58	58	300	300								7,2	Basili et al., 2013
4325277540	43,5	27,5	43	28		14	3	3	278	278	58	58	300	300								7,2	Basili et al., 2013
4325277540	43,5	27,5	43	28		14	8	8	278	278	58	58	300	300								7,2	Basili et al., 2013
4325277540	43,5	27,5	43	28		14	13	13	278	278	58	58	300	300								7,2	Basili et al., 2013
4325277540	43,5	27,5	43	28		14	3	3	278	278	58	58	300	300								7,2	Basili et al., 2013
4325277540	43,5	27,5	43	28		14	8	8	278	278	58	58	300	300								7,2	Basili et al., 2013
4325277540	43,5	27,5	43	28		14	13	13	278	278	58	58	300	300								7,2	Basili et al., 2013
4325277540	43,5	27,5	43	28		14	3	3	279	279	58	58	300	300								7,2	Basili et al., 2013
4325277540	43,5	27,5	43	28		14	8	8	279	279	58	58	300	300								7,2	Basili et al., 2013
4325277540	43,5	27,5	43	28		14	13	13	279	279	58	58	300	300								7,2	Basili et al., 2013
4325277540	43,5	27,5	43	28		14	3	3	279	279	58	58	300	300								7,2	Basili et al., 2013
4325277540	43,5	27,5	43	28		14	8	8	279	279	58	58	300	300								7,2	Basili et al., 2013
4325277540	43,5	27,5	43	28		14	13	13	279	279	58	58	300	300								7,2	Basili et al., 2013
4325277540	43,5	27,5	43	28		14	3	3	279	279	58	58	300	300								7,2	Basili et al., 2013
4325277540	43,5	27,5	43	28		14	8	8	279	279	58	58	300	300								7,2	Basili et al., 2013
4325277540	43,5	27,5	43	28		14	13	13	279	279	58	58	300	300								7,2	Basili et al., 2013
4325277540	43,5	27,5	43	28		14	3	3	280	280	58	58	300	300								7,2	Basili et al., 2013
4325277540	43,5	27,5	43	28		14	8	8	280	280	58	58	300	300								7,2	Basili et al., 2013
4325277540	43,5	27,5	43	28		14	13	13	280	280	58	58	300	300								7,2	Basili et al., 2013
4325277540	43,5	27,5	43	28		14	3	3	281	281	58	58	300	300								7,2	Basili et al., 2013
4325277540	43,5	27,5	43	28		14	8	8	281	281	58	58	300	300								7,2	Basili et al., 2013
4325277540	43,5	27,5	43	28		14	13	13	281	281	58	58	300	300								7,2	Basili et al., 2013
4325277540	43,5	27,5	43	28			11	11	317	317	67	67	267	267								3,6	Dineva et al., 1993
4325282540	43,5	28	43	28,5		14	13	13	101	101	58	58	300	300								7	Basili et al., 2013
4325282540	43,5	28	43	28,5		14	13	13	101	101	58	58	300	300								7	Basili et al., 2013
4325282540	43,5	28	43	28,5		14	8	8	101	101	58	58	300	300								7	Basili et al., 2013
4325282540	43,5	28	43	28,5		14	8	8	101	101	58	58	300	300								7	Basili et al., 2013
4325282540	43,5	28	43	28,5		14	3	3	101	101	58	58	300	300								7	Basili et al., 2013
4325282540	43,5	28	43	28,5		14	3	3	101	101	58	58	300	300								7	Basili et al., 2013
4325282540	43,5	28	43	28,5		14	3	3	102	102	58	58	300	300								7	Basili et al., 2013
4325282540	43,5	28	43	28,5		14	13	13	102	102	58	58	300	300								7	Basili et al., 2013
4325282540	43,5	28	43	28,5		14	8	8	102	102	58	58	300	300								7	Basili et al., 2013
4325282540	43,5	28	43	28,5		14	3	3	102	102	58	58	300	300								7	Basili et al., 2013
4325282540	43,5	28	43	28,5		14	13	13	104	104	58	58	300	300								7	Basili et al., 2013
4325282540	43,5	28	43	28,5		14	8	8	104	104	58	58	300	300								7	Basili et al., 2013
4325282540	43,5	28	43	28,5		14	3	3	104	104	58	58	300	300								7	Basili et al., 2013
4325282540	43,5	28	43	28,5		14	13	13	104	104	58	58	300	300								7	Basili et al., 2013
4325282540	43,5	28	43	28,5		14	8	8	104	104	58	58	300	300								7	Basili et al., 2013
4325282540	43,5	28	43	28,5		14	3	3	104	104	58	58	300	300								7	Basili et al., 2013
4325282540	43,5	28	43	28,5		14	13	13	105	105	58	58	300	300								7	Basili et al., 2013
4325282540	43,5	28	43	28,5		14	8	8	105	105	58	58	300	300								7	Basili et al., 2013
4325282540	43,5	28	43	28,5		14	3	3	105	105	58	58	300	300								7	Basili et al., 2013
4325282540	43,5	28	43	28,5		14	13	13	107	107	58	58	300	300								7	Basili et al., 2013
4325282540	43,5	28	43	28,5		14	13	13	107	107	58	58	300	300								7	Basili et al., 2013
4325282540	43,5	28	43	28,5		14	8	8	107	107	58	58	300	300								7	Basili et al., 2013
4325282540	43,5	28	43	28,5		14	8	8	107	107	58	58	300	300								7	Basili et al., 2013
4325282540	43,5	28	43	28,5		14	3	3	107	107	58	58	300	300								7	Basili et al., 2013
4325282540	43,5	28	43	28,5		14	3	3	107	107	58	58	300	300								7	Basili et al., 2013
4325282540	43,5	28	43	28,5		14	3	3	277	277	58	58	300	300								7,2	Basili et al., 2013
4325282540	43,5	28	43	28,5		14	8	8	277	277	58	58	300	300								7,2	Basili et al., 2013
4325282540	43,5	28	43	28,5		14	13	13	277	277	58	58	300	300								7,2	Basili et al., 2013

Table B.1. Compiled moment tensor database for each analysis bin in 0-40 km depth.

4325287540	43,5	28,5	43	29		14	13	13	101	101	58	58	300	300								7	Basili et al., 2013
4325287540	43,5	28,5	43	29		14	13	13	101	101	58	58	300	300								7	Basili et al., 2013
4325287540	43,5	28,5	43	29		14	8	8	101	101	58	58	300	300								7	Basili et al., 2013
4325287540	43,5	28,5	43	29		14	8	8	101	101	58	58	300	300								7	Basili et al., 2013
4325287540	43,5	28,5	43	29		14	3	3	101	101	58	58	300	300								7	Basili et al., 2013
4325287540	43,5	28,5	43	29		14	3	3	101	101	58	58	300	300								7	Basili et al., 2013
4325287540	43,5	28,5	43	29		14	13	13	101	101	58	58	300	300								7	Basili et al., 2013
4325287540	43,5	28,5	43	29		14	8	8	101	101	58	58	300	300								7	Basili et al., 2013
4325287540	43,5	28,5	43	29		14	3	3	101	101	58	58	300	300								7	Basili et al., 2013
4325287540	43,5	28,5	43	29		14	13	13	101	101	58	58	300	300								7	Basili et al., 2013
4325287540	43,5	28,5	43	29		14	8	8	101	101	58	58	300	300								7	Basili et al., 2013
4325287540	43,5	28,5	43	29		14	3	3	101	101	58	58	300	300								7	Basili et al., 2013
4325287540	43,5	28,5	43	29			19,9	19,9	305	305	82	82	26	26	211	211	65	65	171	171		5	ISC MT Catalogue
4325292540	43,5	29	43	29,5			0	0	305	305	60	60	0	0								5,2	Constantinescu et al., 1966
4325357540	43,5	35,5	43	36			10	10	188	188	36	36	129	129								4,7	INGV RCMT Catalogue
4325357540	43,5	35,5	43	36			15	15	330	330	56	56	69	69	184	184	39	39	118	118		4,4	ISC MT Catalogue
4275277540	43	27,5	42,5	28		14	3	3	79	79	48	48	270	270								6,5	Basili et al., 2013
4275277540	43	27,5	42,5	28		14	6	6	79	79	48	48	270	270								6,5	Basili et al., 2013
4275277540	43	27,5	42,5	28		14	10	10	79	79	48	48	270	270								6,5	Basili et al., 2013
4275277540	43	27,5	42,5	28		14	13	13	79	79	48	48	270	270								6,5	Basili et al., 2013
4275277540	43	27,5	42,5	28		14	3	3	82	82	48	48	270	270								6,5	Basili et al., 2013
4275277540	43	27,5	42,5	28		14	6	6	82	82	48	48	270	270								6,5	Basili et al., 2013
4275277540	43	27,5	42,5	28		14	10	10	82	82	48	48	270	270								6,5	Basili et al., 2013
4275277540	43	27,5	42,5	28		14	13	13	82	82	48	48	270	270								6,5	Basili et al., 2013
4275277540	43	27,5	42,5	28		14	3	3	84	84	48	48	270	270								6,5	Basili et al., 2013
4275277540	43	27,5	42,5	28		14	6	6	84	84	48	48	270	270								6,5	Basili et al., 2013
4275277540	43	27,5	42,5	28		14	10	10	84	84	48	48	270	270								6,5	Basili et al., 2013
4275277540	43	27,5	42,5	28		14	13	13	84	84	48	48	270	270								6,5	Basili et al., 2013
4275277540	43	27,5	42,5	28		14	3	3	86	86	48	48	270	270								6,5	Basili et al., 2013
4275277540	43	27,5	42,5	28		14	6	6	86	86	48	48	270	270								6,5	Basili et al., 2013
4275277540	43	27,5	42,5	28		14	10	10	86	86	48	48	270	270								6,5	Basili et al., 2013
4275277540	43	27,5	42,5	28		14	13	13	86	86	48	48	270	270								6,5	Basili et al., 2013
4275277540	43	27,5	42,5	28		14	13	13	92	92	58	58	285	285								7,2	Basili et al., 2013
4275277540	43	27,5	42,5	28		14	8	8	92	92	58	58	285	285								7,2	Basili et al., 2013
4275277540	43	27,5	42,5	28		14	3	3	92	92	58	58	285	285								7,2	Basili et al., 2013
4275277540	43	27,5	42,5	28		14	13	13	94	94	58	58	285	285								7,2	Basili et al., 2013
4275277540	43	27,5	42,5	28		14	8	8	94	94	58	58	285	285								7,2	Basili et al., 2013
4275277540	43	27,5	42,5	28		14	13	13	95	95	58	58	285	285								7,2	Basili et al., 2013
4275277540	43	27,5	42,5	28		14	8	8	95	95	58	58	285	285								7,2	Basili et al., 2013
4275277540	43	27,5	42,5	28		14	3	3	95	95	58	58	285	285								7,2	Basili et al., 2013
4275277540	43	27,5	42,5	28		14	13	13	95	95	58	58	285	285								7,2	Basili et al., 2013
4275277540	43	27,5	42,5	28		14	8	8	95	95	58	58	285	285								7,2	Basili et al., 2013
4275277540	43	27,5	42,5	28		14	13	13	96	96	58	58	285	285								7,2	Basili et al., 2013
4275277540	43	27,5	42,5	28		14	8	8	96	96	58	58	285	285								7,2	Basili et al., 2013
4275277540	43	27,5	42,5	28		14	13	13	97	97	58	58	285	285								7,2	Basili et al., 2013
4275277540	43	27,5	42,5	28		14	8	8	97	97	58	58	285	285								7,2	Basili et al., 2013
4275277540	43	27,5	42,5	28		14	13	13	97	97	58	58	285	285								7,2	Basili et al., 2013
4275277540	43	27,5	42,5	28		14	8	8	97	97	58	58	285	285								7,2	Basili et al., 2013
4275277540	43	27,5	42,5	28		14	3	3	97	97	58	58	285	285								7,2	Basili et al., 2013
4275277540	43	27,5	42,5	28		14	13	13	99	99	58	58	285	285								7,2	Basili et al., 2013
4275277540	43	27,5	42,5	28		14	8	8	99	99	58	58	285	285								7,2	Basili et al., 2013
4275277540	43	27,5	42,5	28		14	3	3	99	99	58	58	285	285								7,2	Basili et al., 2013
4275277540	43	27,5	42,5	28		10	2	2	100	100	48	48	285	285								6	Basili et al., 2013
4275277540	43	27,5	42,5	28		10	8	8	104	104	48	48	285	285								6	Basili et al., 2013
4275277540	43	27,5	42,5	28		10	5	5	104	104	48	48	285	285								6	Basili et al., 2013
4275277540	43	27,5	42,5	28		10	2	2	104	104	48	48	285	285								6	Basili et al., 2013
4275277540	43	27,5	42,5	28		10	8	8	104	104	48	48	285	285								6	Basili et al., 2013
4275277540	43	27,5	42,5	28		10	8	8	104	104	48	48	285	285								6	Basili et al., 2013
4275277540	43	27,5	42,5	28		10	5	5	104	104	48	48	285	285								6	Basili et al., 2013
4275277540	43	27,5	42,5	28		10	5	5	104	104	48	48	285	285								6	Basili et al., 2013
4275277540	43	27,5	42,5	28		10	2	2	104	104	48	48	285	285								6	Basili et al., 2013
4275277540	43	27,5	42,5	28		10	2	2	104	104	48	48	285	285								6	Basili et al., 2013
4275277540	43	27,5	42,5	28		10	8	8	109	109	48	48	285	285								6	Basili et al., 2013
4275277540	43	27,5	42,5	28		10	5	5	109	109	48	48	285	285								6	Basili et al., 2013
4275277540	43	27,5	42,5	28		10	2	2	109	109	48	48	285	285								6	Basili et al., 2013
4275277540	43	27,5	42,5	28		10	8	8	110	110	48	48	285	285								6	Basili et al., 2013
4275277540	43	27,5	42,5	28		10	5	5	110	110	48	48	285	285								6	Basili et al., 2013
4275277540	43	27,5	42,5	28		10	2	2	110	110	48	48	285	285								6	Basili et al., 2013
4275277540	43	27,5	42,5	28		10	8	8	117	117	48	48	285	285								6	Basili et al., 2013
4275277540	43	27,5	42,5	28		10	5	5	117	117	48	48	285	285								6	Basili et al., 2013
4275277540	43	27,5	42,5	28		10	2	2	117	117	48	48	285	285								6	Basili et al., 2013
4275277540	43	27,5	42,5	28		10	8	8	120	120	48	48	285	285								6	Basili et al., 2013
4275277540	43	27,5	42,5	28		10	5	5	120	120	48	48	285	285								6	Basili et al., 2013
4275277540	43	27,5	42,5	28		10	2	2	120	120	48	48	285	285								6	Basili et al., 2013
4275277540	43	27,5	42,5	28		16	13	13	165	165	85	85	180	180									Basili et al., 2013
4275277540	43	27,5	42,5	28		16	8	8	165	165	85	85	180	180									Basili et al., 2013
4275282540	43	28	42,5	28,5		14	13	13	95	95	58	58	285	285								7,2	Basili et al., 2013
4275282540	43	28	42,5	28,5		14	8	8	95	95	58	58	285	285								7,2	Basili et al., 2013
4275282540	43	28	42,5	28,5		14	3	3	95	95	58	58	285	285								7,2	Basili et al., 2013
4275282540	43	28	42,5	28,5		16	13	13	165	165	85	85	180	180									Basili et al., 2013
4275282540	43	28	42,5	28,5		16	8	8	165	165	85	85	180	180									Basili et al., 2013
4275282540	43	28	42,5	28,5		16	3	3	165	165	85	85	180	180									Basili et al., 2013
4275282540	43	28	42,5	28,5		16	13	13	165	165	85	85	180	180									Basili et al., 2013
4275282540	43	28	42,5	28,5		16	8	8	165	165	85	85	180	180									Basili et al., 2013
4275282540	43	28	42,5	28,5		16	3	3	165	165	85	85	180	180									Basili et al., 2013
4275282540	43	28	42,5	28,5		16	13	13	165	165	85	85	180	180									Basili et al., 2013
4275282540	43	28	42,5	28,5		16	8	8	165	165	85	85	180	180									Basili et al., 2013
4275282540	43	28	42,5	28,5		16	3	3	165	165	85	85	180	180									Basili et al., 2013
4275282540	43	28	42,5	28,5		16	13	13	165	165	85	85	180	180									Basili et al., 2013
4275282540	43	28	42,5	28,5		16	8	8	165	165	85	85	180	180									Basili et al., 2013
4275282540	43	28	42,5	28,5		16	3	3	165	165	85	85	180	180									Basili et al., 2013
4275282540	43	28	42,5	28,5		16	13	13	165	165	85	85	180	180									Basili et al., 2013
4275282540	43	28	42,5	28,5		16	8	8	165	165	85	85	180	180									Basili et al., 2013
4275282540	43	28	42,5	28,5		16	3	3	165	165	85	85	180	180									Basili et al., 2013

Table B.1. Compiled moment tensor database for each analysis bin in 0-40 km depth.

4275282540	43	28	42,5	28,5		16	13	13	165	165	85	85	180	180									Basili et al., 2013
4275282540	43	28	42,5	28,5		16	8	8	165	165	85	85	180	180									Basili et al., 2013
4275282540	43	28	42,5	28,5		16	3	3	165	165	85	85	180	180									Basili et al., 2013
4275282540	43	28	42,5	28,5		16	13	13	165	165	85	85	180	180									Basili et al., 2013
4275282540	43	28	42,5	28,5		16	8	8	165	165	85	85	180	180									Basili et al., 2013
4275282540	43	28	42,5	28,5		16	3	3	165	165	85	85	180	180									Basili et al., 2013
4275282540	43	28	42,5	28,5		16	13	13	165	165	85	85	180	180									Basili et al., 2013
4275282540	43	28	42,5	28,5		16	8	8	165	165	85	85	180	180									Basili et al., 2013
4275282540	43	28	42,5	28,5		16	3	3	165	165	85	85	180	180									Basili et al., 2013
4275282540	43	28	42,5	28,5		16	13	13	165	165	85	85	180	180									Basili et al., 2013
4275282540	43	28	42,5	28,5		16	8	8	165	165	85	85	180	180									Basili et al., 2013
4275282540	43	28	42,5	28,5		16	3	3	165	165	85	85	180	180									Basili et al., 2013
4275282540	43	28	42,5	28,5		16	3	3	165	165	85	85	180	180									Basili et al., 2013
4275287540	43	28,5	42,5	29			20	20	227	227	19	19	230	230								4,1	Dineva et al., 1993
4275327540	43	32,5	42,5	33			18	18	356	356	88	88	188	188								4,3	Kalafat MT Catalogue
4275357540	43	35,5	42,5	36			16,6	16,6	178	178	34	34	121	121	322	322	62	62	71	71		5	ISC MT Catalogue
4275357540	43	35,5	42,5	36			38	38	243	243	83	83	228	228								4,4	Kalafat MT Catalogue
4225282540	42,5	28	42	28,5		16	13	13	165	165	85	85	180	180									Basili et al., 2013
4225282540	42,5	28	42	28,5		16	8	8	165	165	85	85	180	180									Basili et al., 2013
4225282540	42,5	28	42	28,5		16	3	3	165	165	85	85	180	180									Basili et al., 2013
4225282540	42,5	28	42	28,5		16	13	13	165	165	85	85	180	180									Basili et al., 2013
4225282540	42,5	28	42	28,5		16	8	8	165	165	85	85	180	180									Basili et al., 2013
4225282540	42,5	28	42	28,5		16	3	3	165	165	85	85	180	180									Basili et al., 2013
4225282540	42,5	28	42	28,5		16	13	13	165	165	85	85	180	180									Basili et al., 2013
4225282540	42,5	28	42	28,5		16	8	8	165	165	85	85	180	180									Basili et al., 2013
4225282540	42,5	28	42	28,5		16	3	3	165	165	85	85	180	180									Basili et al., 2013
4225282540	42,5	28	42	28,5		16	13	13	165	165	85	85	180	180									Basili et al., 2013
4225282540	42,5	28	42	28,5		16	8	8	165	165	85	85	180	180									Basili et al., 2013
4225282540	42,5	28	42	28,5		16	3	3	165	165	85	85	180	180									Basili et al., 2013
4225282540	42,5	28	42	28,5		16	13	13	165	165	85	85	180	180									Basili et al., 2013
4225282540	42,5	28	42	28,5		16	8	8	165	165	85	85	180	180									Basili et al., 2013
4225282540	42,5	28	42	28,5		16	3	3	165	165	85	85	180	180									Basili et al., 2013
4225282540	42,5	28	42	28,5		16	13	13	165	165	85	85	180	180									Basili et al., 2013
4225282540	42,5	28	42	28,5		16	8	8	165	165	85	85	180	180									Basili et al., 2013
4225282540	42,5	28	42	28,5		16	3	3	165	165	85	85	180	180									Basili et al., 2013
4225282540	42,5	28	42	28,5		16	13	13	165	165	85	85	180	180									Basili et al., 2013
4225282540	42,5	28	42	28,5		16	8	8	165	165	85	85	180	180									Basili et al., 2013
4225282540	42,5	28	42	28,5		16	3	3	165	165	85	85	180	180									Basili et al., 2013
4225282540	42,5	28	42	28,5		16	13	13	165	165	85	85	180	180									Basili et al., 2013
4225282540	42,5	28	42	28,5		16	8	8	165	165	85	85	180	180									Basili et al., 2013
4225282540	42,5	28	42	28,5		16	3	3	165	165	85	85	180	180									Basili et al., 2013
4225282540	42,5	28	42	28,5		16	13	13	165	165	85	85	180	180									Basili et al., 2013
4225282540	42,5	28	42	28,5		16	8	8	165	165	85	85	180	180									Basili et al., 2013
4225282540	42,5	28	42	28,5		16	3	3	165	165	85	85	180	180									Basili et al., 2013
4225282540	42,5	28	42	28,5		16	13	13	165	165	85	85	180	180									Basili et al., 2013
4225282540	42,5	28	42	28,5		16	8	8	165	165	85	85	180	180									Basili et al., 2013
4225282540	42,5	28	42	28,5		16	3	3	165	165	85	85	180	180									Basili et al., 2013
4225282540	42,5	28	42	28,5		16	13	13	165	165	85	85	180	180									Basili et al., 2013
4225282540	42,5	28	42	28,5		16	8	8	165	165	85	85	180	180									Basili et al., 2013
4225282540	42,5	28	42	28,5		16	3	3	165	165	85	85	180	180									Basili et al., 2013
4225282540	42,5	28	42	28,5		16	13	13	165	165	85	85	180	180									Basili et al., 2013
4225282540	42,5	28	42	28,5		16	8	8	165	165	85	85	180	180									Basili et al., 2013
4225282540	42,5	28	42	28,5		16	3	3	165	165	85	85	180	180									Basili et al., 2013
4225282540	42,5	28	42	28,5		16	13	13	165	165	85	85	180	180									Basili et al., 2013
4225282540	42,5	28	42	28,5		16	8	8	165	165	85	85	180	180									Basili et al., 2013
4225282540	42,5	28	42	28,5		16	3	3	165	165	85	85	180	180									Basili et al., 2013
4225317540	42,5	31,5	42	32		14,5	3	3	74	74	34	34	90	90									Basili et al., 2013
4225322540	42,5	32	42	32,5		14,5	3	3	56	56	38	38	90	90									Basili et al., 2013
4225322540	42,5	32	42	32,5		14,5	6	6	56	56	38	38	90	90									Basili et al., 2013
4225322540	42,5	32	42	32,5		14,5	9	9	56	56	38	38	90	90									Basili et al., 2013
4225322540	42,5	32	42	32,5		14,5	12	12	56	56	38	38	90	90									Basili et al., 2013
4225322540	42,5	32	42	32,5		14,5	3	3	60	60	37	37	90	90									Basili et al., 2013
4225322540	42,5	32	42	32,5		14,5	6	6	60	60	37	37	90	90									Basili et al., 2013
4225322540	42,5	32	42	32,5		14,5	9	9	60	60	37	37	90	90									Basili et al., 2013
4225322540	42,5	32	42	32,5		14,5	3	3	70	70	35	35	90	90									Basili et al., 2013
4225322540	42,5	32	42	32,5		14,5	6	6	70	70	35	35	90	90									Basili et al., 2013
4225322540	42,5	32	42	32,5		14,5	9	9	71	71	35	35	90	90									Basili et al., 2013
4225322540	42,5	32	42	32,5		14,5	3	3	74	74	34	34	90	90									Basili et al., 2013
4225322540	42,5	32	42	32,5		14,5	3	3	74	74	34	34	90	90									Basili et al., 2013
4225322540	42,5	32	42	32,5		14,5	3	3	74	74	34	34	90	90									Basili et al., 2013
4225322540	42,5	32	42	32,5		14,5	6	6	74	74	34	34	90	90									Basili et al., 2013
4225322540	42,5	32	42	32,5		14,5	3	3	74	74	34	34	90	90									Basili et al., 2013
4225322540	42,5	32	42	32,5		14,5	3	3	74	74	34	34	90	90									Basili et al., 2013
4225322540	42,5	32	42	32,5		14,5	6	6	74	74	34	34	90	90									Basili et al., 2013
4225322540	42,5	32	42	32,5		14,5	3	3	74	74	34	34	90	90									Basili et al., 2013
4225322540	42,5	32	42	32,5		14,5	6	6	74	74	34	34	90	90									Basili et al., 2013
4225322540	42,5	32	42	32,5		14,5	6	6	74	74	34	34	90	90									Basili et al., 2013
4225327540	42,5	32,5	42	33		14,5	3	3	47	47	42	42	90	90									Basili et al., 2013
4225327540	42,5	32,5	42	33		14,5	6	6	47	47	42	42	90	90									Basili et al., 2013
4225327540	42,5	32,5	42	33		14,5	9	9	48	48	42	42	90	90									Basili et al., 2013
4225327540	42,5	32,5	42	33		14,5	12	12	48	48	42	42	90	90									Basili et al., 2013
4225327540	42,5	32,5	42	33		14,5	15	15	48	48	42	42	90	90									Basili et al., 2013
4225327540	42,5	32,5	42	33		14,5	3	3	48	48	42	42	90	90									Basili et al., 2013
4225327540	42,5	32,5	42	33		14,5	6	6	48	48	42	42	90	90									Basili et al., 2013
4225327540	42,5	32,5	42	33		14,5	9	9	48	48	42	42	90	90									Basili et al., 2013
4225327540	42,5	32,5	42	33		14,5	12	12	48	48	42	42	90	90									Basili et al., 2013
4225327540	42,5	32,5	42	33		14,5	15	15	48	48	42	42	90	90									Basili et al., 2013
4225327540	42,5	32,5	42	33		14,5	3	3	48	48	41	41	90	90									Basili et al., 2013
4225327540	42,5	32,5	42	33		14,5	6	6	48	48	41	41	90	90									Basili et al., 2013
4225327540	42,5	32,5	42	33		14,5	9	9	48	48	41	41	90	90									Basili et al., 2013
4225327540	42,5	32,5	42	33		14,5	12	12	48	48	41	41	90	90									Basili et al., 2013
4225327540	42,5	32,5	42	33		14,5	15	15	48	48	41	41	90	90									Basili et al., 2013
4225327540	42,5	32,5	42	33		14,5	3	3	49	49	41	41	90	90									Basili et al., 2013
4225327540	42,5	32,5	42	33		14,5	6	6	49	49	41	41	90	90									Basili et al., 2013
4225327540	42,5	32,5	42	33		14,5	9	9	49	49	41	41	90	90									Basili et al., 2013
4225327540	42,5	32,5	42	33		14,5	12	12	49	49	41	41	90	90									Basili et al., 2013
4225327540	42,5	32,5	42	33		14,5	15	15	49	49	41	41	90	90									Basili et al., 2013
4225327540	42,5	32,5	42	33		14,5	3	3	50	50	41	41	90	90									Basili et al., 2013
4225327540	42,5	32,5	42	33		14,5	6	6	50	50	41	41	90	90									Basili et al., 2013
4225327540	42,5	32,5	42	33		14,5	9	9	50	50	41	41	90	90									Basili et al., 2013

Table B.1. Compiled moment tensor database for each analysis bin in 0-40 km depth.

4225327540	42,5	32,5	42	33		14,5	12	12	50	50	41	41	90	90								Basili et al., 2013
4225327540	42,5	32,5	42	33		14,5	15	15	50	50	41	41	90	90								Basili et al., 2013
4225327540	42,5	32,5	42	33		14,5	3	3	52	52	40	40	90	90								Basili et al., 2013
4225327540	42,5	32,5	42	33		14,5	6	6	52	52	40	40	90	90								Basili et al., 2013
4225327540	42,5	32,5	42	33		14,5	9	9	52	52	40	40	90	90								Basili et al., 2013
4225327540	42,5	32,5	42	33		14,5	12	12	52	52	40	40	90	90								Basili et al., 2013
4225327540	42,5	32,5	42	33		14,5	15	15	52	52	40	40	90	90								Basili et al., 2013
4225327540	42,5	32,5	42	33		14,5	3	3	56	56	38	38	90	90								Basili et al., 2013
4225327540	42,5	32,5	42	33		14,5	6	6	56	56	38	38	90	90								Basili et al., 2013
4225327540	42,5	32,5	42	33		14,5	9	9	56	56	38	38	90	90								Basili et al., 2013
4225327540	42,5	32,5	42	33		14,5	12	12	57	57	38	38	90	90								Basili et al., 2013
4225327540	42,5	32,5	42	33		14,5	15	15	57	57	38	38	90	90								Basili et al., 2013
4225327540	42,5	32,5	42	33		14,5	3	3	66	66	36	36	90	90								Basili et al., 2013
4225327540	42,5	32,5	42	33		14,5	6	6	66	66	36	36	90	90								Basili et al., 2013
4225327540	42,5	32,5	42	33		14,5	9	9	66	66	36	36	90	90								Basili et al., 2013
4225327540	42,5	32,5	42	33		14,5	12	12	66	66	36	36	90	90								Basili et al., 2013
4225327540	42,5	32,5	42	33		14,5	15	15	66	66	36	36	90	90								Basili et al., 2013
4225327540	42,5	32,5	42	33		14,5	3	3	86	86	34	34	90	90								Basili et al., 2013
4225327540	42,5	32,5	42	33		14,5	3	3	86	86	34	34	90	90								Basili et al., 2013
4225327540	42,5	32,5	42	33		14,5	6	6	86	86	34	34	90	90								Basili et al., 2013
4225327540	42,5	32,5	42	33		14,5	6	6	86	86	34	34	90	90								Basili et al., 2013
4225327540	42,5	32,5	42	33		14,5	9	9	86	86	34	34	90	90								Basili et al., 2013
4225327540	42,5	32,5	42	33		14,5	9	9	86	86	34	34	90	90								Basili et al., 2013
4225327540	42,5	32,5	42	33		14,5	12	12	86	86	34	34	90	90								Basili et al., 2013
4225327540	42,5	32,5	42	33		14,5	12	12	86	86	34	34	90	90								Basili et al., 2013
4225327540	42,5	32,5	42	33		14,5	15	15	86	86	34	34	90	90								Basili et al., 2013
4225327540	42,5	32,5	42	33		14,5	15	15	86	86	34	34	90	90								Basili et al., 2013
4225332540	42,5	33	42	33,5		14,5	3	3	86	86	34	34	90	90								Basili et al., 2013
4225332540	42,5	33	42	33,5		14,5	3	3	86	86	34	34	90	90								Basili et al., 2013
4225332540	42,5	33	42	33,5		14,5	3	3	86	86	34	34	90	90								Basili et al., 2013
4225332540	42,5	33	42	33,5		14,5	3	3	86	86	34	34	90	90								Basili et al., 2013
4225332540	42,5	33	42	33,5		14,5	3	3	86	86	34	34	90	90								Basili et al., 2013
4225332540	42,5	33	42	33,5		14,5	3	3	86	86	34	34	90	90								Basili et al., 2013
4225332540	42,5	33	42	33,5		14,5	3	3	86	86	34	34	90	90								Basili et al., 2013
4225332540	42,5	33	42	33,5		14,5	6	6	86	86	34	34	90	90								Basili et al., 2013
4225332540	42,5	33	42	33,5		14,5	6	6	86	86	34	34	90	90								Basili et al., 2013
4225332540	42,5	33	42	33,5		14,5	6	6	86	86	34	34	90	90								Basili et al., 2013
4225332540	42,5	33	42	33,5		14,5	6	6	86	86	34	34	90	90								Basili et al., 2013
4225332540	42,5	33	42	33,5		14,5	6	6	86	86	34	34	90	90								Basili et al., 2013
4225332540	42,5	33	42	33,5		14,5	6	6	86	86	34	34	90	90								Basili et al., 2013
4225332540	42,5	33	42	33,5		14,5	6	6	86	86	34	34	90	90								Basili et al., 2013
4225332540	42,5	33	42	33,5		14,5	9	9	86	86	34	34	90	90								Basili et al., 2013
4225332540	42,5	33	42	33,5		14,5	9	9	86	86	34	34	90	90								Basili et al., 2013
4225332540	42,5	33	42	33,5		14,5	9	9	86	86	34	34	90	90								Basili et al., 2013
4225332540	42,5	33	42	33,5		14,5	9	9	86	86	34	34	90	90								Basili et al., 2013
4225332540	42,5	33	42	33,5		14,5	9	9	86	86	34	34	90	90								Basili et al., 2013
4225332540	42,5	33	42	33,5		14,5	9	9	86	86	34	34	90	90								Basili et al., 2013
4225332540	42,5	33	42	33,5		14,5	9	9	86	86	34	34	90	90								Basili et al., 2013
4225332540	42,5	33	42	33,5		14,5	12	12	86	86	34	34	90	90								Basili et al., 2013
4225332540	42,5	33	42	33,5		14,5	12	12	86	86	34	34	90	90								Basili et al., 2013
4225332540	42,5	33	42	33,5		14,5	12	12	86	86	34	34	90	90								Basili et al., 2013
4225332540	42,5	33	42	33,5		14,5	12	12	86	86	34	34	90	90								Basili et al., 2013
4225332540	42,5	33	42	33,5		14,5	12	12	86	86	34	34	90	90								Basili et al., 2013
4225332540	42,5	33	42	33,5		14,5	12	12	86	86	34	34	90	90								Basili et al., 2013
4225332540	42,5	33	42	33,5		14,5	12	12	86	86	34	34	90	90								Basili et al., 2013
4225332540	42,5	33	42	33,5		14,5	15	15	86	86	34	34	90	90								Basili et al., 2013
4225332540	42,5	33	42	33,5		14,5	15	15	86	86	34	34	90	90								Basili et al., 2013
4225332540	42,5	33	42	33,5		14,5	15	15	86	86	34	34	90	90								Basili et al., 2013
4225332540	42,5	33	42	33,5		14,5	15	15	86	86	34	34	90	90								Basili et al., 2013
4225332540	42,5	33	42	33,5		14,5	15	15	86	86	34	34	90	90								Basili et al., 2013
4225332540	42,5	33	42	33,5		14,5	15	15	86	86	34	34	90	90								Basili et al., 2013
4225332540	42,5	33	42	33,5		14,5	15	15	86	86	34	34	90	90								Basili et al., 2013
4225337540	42,5	33,5	42	34		14,5	3	3	85	85	34	34	90	90								Basili et al., 2013
4225337540	42,5	33,5	42	34		14,5	3	3	85	85	34	34	90	90								Basili et al., 2013
4225337540	42,5	33,5	42	34		14,5	3	3	85	85	34	34	90	90								Basili et al., 2013
4225337540	42,5	33,5	42	34		14,5	3	3	85	85	34	34	90	90								Basili et al., 2013
4225337540	42,5	33,5	42	34		14,5	6	6	85	85	34	34	90	90								Basili et al., 2013
4225337540	42,5	33,5	42	34		14,5	6	6	85	85	34	34	90	90								Basili et al., 2013
4225337540	42,5	33,5	42	34		14,5	6	6	85	85	34	34	90	90								Basili et al., 2013
4225337540	42,5	33,5	42	34		14,5	6	6	85	85	34	34	90	90								Basili et al., 2013
4225337540	42,5	33,5	42	34		14,5	9	9	85	85	34	34	90	90								Basili et al., 2013
4225337540	42,5	33,5	42	34		14,5	9	9	85	85	34	34	90	90								Basili et al., 2013
4225337540	42,5	33,5	42	34		14,5	9	9	85	85	34	34	90	90								Basili et al., 2013
4225337540	42,5	33,5	42	34		14,5	9	9	85	85	34	34	90	90								Basili et al., 2013
4225337540	42,5	33,5	42	34		14,5	12	12	85	85	34	34	90	90								Basili et al., 2013
4225337540	42,5	33,5	42	34		14,5	12	12	85	85	34	34	90	90								Basili et al., 2013
4225337540	42,5	33,5	42	34		14,5	12	12	85	85	34	34	90	90								Basili et al., 2013
4225337540	42,5	33,5	42	34		14,5	12	12	85	85	34	34	90	90								Basili et al., 2013
4225337540	42,5	33,5	42	34		14,5	15	15	85	85	34	34	90	90								Basili et al., 2013
4225337540	42,5	33,5	42	34		14,5	15	15	85	85	34	34	90	90								Basili et al., 2013
4225337540	42,5	33,5	42	34		14,5	15	15	85	85	34	34	90	90								Basili et al., 2013
4225337540	42,5	33,5	42	34		14,5	15	15	85	85	34	34	90	90								Basili et al., 2013
4225337540	42,5	33,5	42	34		14,5	3	3	85	85	34	34	90	90								Basili et al., 2013
4225337540	42,5	33,5	42	34		14,5	6	6	85	85	34	34	90	90								Basili et al., 2013
4225337540	42,5	33,5	42	34		14,5	9	9	85	85	34	34	90	90								Basili et al., 2013
4225337540	42,5	33,5	42	34		14,5	12	12	85	85	34	34	90	90								Basili et al., 2013
4225337540	42,5	33,5	42	34		14,5	15	15	85	85	34	34	90	90								Basili et al., 2013
4225337540	42,5	33,5	42	34		14,5	3	3	86	86	34	34	90	90								Basili et al., 2013
4225337540	42,5	33,5	42	34		14,5	6	6	86	86	34	34	90	90								Basili et al., 2013

Table B.1. Compiled moment tensor database for each analysis bin in 0-40 km depth.

4225337540	42,5	33,5	42	34		14,5	9	9	86	86	34	34	90	90								Basili et al., 2013
4225337540	42,5	33,5	42	34		14,5	12	12	86	86	34	34	90	90								Basili et al., 2013
4225337540	42,5	33,5	42	34		14,5	15	15	86	86	34	34	90	90								Basili et al., 2013
4225337540	42,5	33,5	42	34		14,5	3	3	86	86	34	34	90	90								Basili et al., 2013
4225337540	42,5	33,5	42	34		14,5	6	6	86	86	34	34	90	90								Basili et al., 2013
4225337540	42,5	33,5	42	34		14,5	9	9	86	86	34	34	90	90								Basili et al., 2013
4225337540	42,5	33,5	42	34		14,5	12	12	86	86	34	34	90	90								Basili et al., 2013
4225337540	42,5	33,5	42	34		14,5	15	15	86	86	34	34	90	90								Basili et al., 2013
4225337540	42,5	33,5	42	34		14,5	3	3	86	86	34	34	90	90								Basili et al., 2013
4225337540	42,5	33,5	42	34		14,5	6	6	86	86	34	34	90	90								Basili et al., 2013
4225337540	42,5	33,5	42	34		14,5	9	9	86	86	34	34	90	90								Basili et al., 2013
4225337540	42,5	33,5	42	34		14,5	12	12	86	86	34	34	90	90								Basili et al., 2013
4225337540	42,5	33,5	42	34		14,5	15	15	86	86	34	34	90	90								Basili et al., 2013
4225342540	42,5	34	42	34,5		14,5	3	3	85	85	34	34	90	90								Basili et al., 2013
4225342540	42,5	34	42	34,5		14,5	3	3	85	85	34	34	90	90								Basili et al., 2013
4225342540	42,5	34	42	34,5		14,5	3	3	85	85	34	34	90	90								Basili et al., 2013
4225342540	42,5	34	42	34,5		14,5	3	3	85	85	34	34	90	90								Basili et al., 2013
4225342540	42,5	34	42	34,5		14,5	3	3	85	85	34	34	90	90								Basili et al., 2013
4225342540	42,5	34	42	34,5		14,5	3	3	85	85	34	34	90	90								Basili et al., 2013
4225342540	42,5	34	42	34,5		14,5	6	6	85	85	34	34	90	90								Basili et al., 2013
4225342540	42,5	34	42	34,5		14,5	6	6	85	85	34	34	90	90								Basili et al., 2013
4225342540	42,5	34	42	34,5		14,5	6	6	85	85	34	34	90	90								Basili et al., 2013
4225342540	42,5	34	42	34,5		14,5	6	6	85	85	34	34	90	90								Basili et al., 2013
4225342540	42,5	34	42	34,5		14,5	6	6	85	85	34	34	90	90								Basili et al., 2013
4225342540	42,5	34	42	34,5		14,5	6	6	85	85	34	34	90	90								Basili et al., 2013
4225342540	42,5	34	42	34,5		14,5	9	9	85	85	34	34	90	90								Basili et al., 2013
4225342540	42,5	34	42	34,5		14,5	9	9	85	85	34	34	90	90								Basili et al., 2013
4225342540	42,5	34	42	34,5		14,5	9	9	85	85	34	34	90	90								Basili et al., 2013
4225342540	42,5	34	42	34,5		14,5	9	9	85	85	34	34	90	90								Basili et al., 2013
4225342540	42,5	34	42	34,5		14,5	9	9	85	85	34	34	90	90								Basili et al., 2013
4225342540	42,5	34	42	34,5		14,5	9	9	85	85	34	34	90	90								Basili et al., 2013
4225342540	42,5	34	42	34,5		14,5	12	12	85	85	34	34	90	90								Basili et al., 2013
4225342540	42,5	34	42	34,5		14,5	12	12	85	85	34	34	90	90								Basili et al., 2013
4225342540	42,5	34	42	34,5		14,5	12	12	85	85	34	34	90	90								Basili et al., 2013
4225342540	42,5	34	42	34,5		14,5	12	12	85	85	34	34	90	90								Basili et al., 2013
4225342540	42,5	34	42	34,5		14,5	12	12	85	85	34	34	90	90								Basili et al., 2013
4225342540	42,5	34	42	34,5		14,5	12	12	85	85	34	34	90	90								Basili et al., 2013
4225342540	42,5	34	42	34,5		14,5	12	12	85	85	34	34	90	90								Basili et al., 2013
4225342540	42,5	34	42	34,5		14,5	15	15	85	85	34	34	90	90								Basili et al., 2013
4225342540	42,5	34	42	34,5		14,5	15	15	85	85	34	34	90	90								Basili et al., 2013
4225342540	42,5	34	42	34,5		14,5	15	15	85	85	34	34	90	90								Basili et al., 2013
4225342540	42,5	34	42	34,5		14,5	15	15	85	85	34	34	90	90								Basili et al., 2013
4225342540	42,5	34	42	34,5		14,5	15	15	85	85	34	34	90	90								Basili et al., 2013
4225342540	42,5	34	42	34,5		14,5	15	15	85	85	34	34	90	90								Basili et al., 2013
4225342540	42,5	34	42	34,5		14,5	15	15	94	94	34	34	90	90								Basili et al., 2013
4225342540	42,5	34	42	34,5		14,5	12	12	94	94	34	34	90	90								Basili et al., 2013
4225342540	42,5	34	42	34,5		14,5	9	9	94	94	34	34	90	90								Basili et al., 2013
4225342540	42,5	34	42	34,5		14,5	6	6	94	94	34	34	90	90								Basili et al., 2013
4225342540	42,5	34	42	34,5		14,5	3	3	94	94	34	34	90	90								Basili et al., 2013
4225342540	42,5	34	42	34,5		14,5	15	15	106	106	35	35	90	90								Basili et al., 2013
4225342540	42,5	34	42	34,5		14,5	12	12	106	106	35	35	90	90								Basili et al., 2013
4225342540	42,5	34	42	34,5		14,5	9	9	106	106	35	35	90	90								Basili et al., 2013
4225342540	42,5	34	42	34,5		14,5	6	6	106	106	35	35	90	90								Basili et al., 2013
4225342540	42,5	34	42	34,5		14,5	3	3	106	106	35	35	90	90								Basili et al., 2013
4225347540	42,5	34,5	42	35		14,5	15	15	106	106	35	35	90	90								Basili et al., 2013
4225347540	42,5	34,5	42	35		14,5	15	15	106	106	35	35	90	90								Basili et al., 2013
4225347540	42,5	34,5	42	35		14,5	15	15	106	106	35	35	90	90								Basili et al., 2013
4225347540	42,5	34,5	42	35		14,5	15	15	106	106	35	35	90	90								Basili et al., 2013
4225347540	42,5	34,5	42	35		14,5	12	12	106	106	35	35	90	90								Basili et al., 2013
4225347540	42,5	34,5	42	35		14,5	15	15	106	106	35	35	90	90								Basili et al., 2013
4225347540	42,5	34,5	42	35		14,5	12	12	106	106	35	35	90	90								Basili et al., 2013
4225347540	42,5	34,5	42	35		14,5	15	15	106	106	35	35	90	90								Basili et al., 2013
4225347540	42,5	34,5	42	35		14,5	12	12	106	106	35	35	90	90								Basili et al., 2013
4225347540	42,5	34,5	42	35		14,5	9	9	106	106	35	35	90	90								Basili et al., 2013
4225347540	42,5	34,5	42	35		14,5	12	12	106	106	35	35	90	90								Basili et al., 2013
4225347540	42,5	34,5	42	35		14,5	9	9	106	106	35	35	90	90								Basili et al., 2013
4225347540	42,5	34,5	42	35		14,5	12	12	106	106	35	35	90	90								Basili et al., 2013
4225347540	42,5	34,5	42	35		14,5	9	9	106	106	35	35	90	90								Basili et al., 2013
4225347540	42,5	34,5	42	35		14,5	12	12	106	106	35	35	90	90								Basili et al., 2013
4225347540	42,5	34,5	42	35		14,5	9	9	106	106	35	35	90	90								Basili et al., 2013
4225347540	42,5	34,5	42	35		14,5	6	6	106	106	35	35	90	90								Basili et al., 2013
4225347540	42,5	34,5	42	35		14,5	9	9	106	106	35	35	90	90								Basili et al., 2013
4225347540	42,5	34,5	42	35		14,5	6	6	106	106	35	35	90	90								Basili et al., 2013
4225347540	42,5	34,5	42	35		14,5	9	9	106	106	35	35	90	90								Basili et al., 2013
4225347540	42,5	34,5	42	35		14,5	6	6	106	106	35	35	90	90								Basili et al., 2013
4225347540	42,5	34,5	42	35		14,5	3	3	106	106	35	35	90	90								Basili et al., 2013
4225347540	42,5	34,5	42	35		14,5	6	6	106	106	35	35	90	90								Basili et al., 2013
4225347540	42,5	34,5	42	35		14,5	3	3	106	106	35	35	90	90								Basili et al., 2013
4225347540	42,5	34,5	42	35		14,5	6	6	106	106	35	35	90	90								Basili et al., 2013
4225347540	42,5	34,5	42	35		14,5	3	3	106	106	35	35	90	90								Basili et al., 2013
4225347540	42,5	34,5	42	35		14,5	6	6	106	106	35	35	90	90								Basili et al., 2013
4225347540	42,5	34,5	42	35		14,5	3	3	106	106	35	35	90	90								Basili et al., 2013
4225347540	42,5	34,5	42	35		14,5	3	3	106	106	35	35	90	90								Basili et al., 2013
4225347540	42,5	34,5	42	35		14,5	3	3	106	106	35	35	90	90								Basili et al., 2013
4225347540	42,5	34,5	42	35		14,5	15	15	106	106	35	35	90	90								Basili et al., 2013

Table B.1. Compiled moment tensor database for each analysis bin in 0-40 km depth.

4225347540	42,5	34,5	42	35		14,5	12	12	106	106	35	35	90	90									Basili et al., 2013
4225347540	42,5	34,5	42	35		14,5	9	9	106	106	35	35	90	90									Basili et al., 2013
4225347540	42,5	34,5	42	35		14,5	6	6	106	106	35	35	90	90									Basili et al., 2013
4225347540	42,5	34,5	42	35		14,5	3	3	106	106	35	35	90	90									Basili et al., 2013
4225352540	42,5	35	42	35,5		14,5	15	15	106	106	35	35	90	90									Basili et al., 2013
4225352540	42,5	35	42	35,5		14,5	15	15	106	106	35	35	90	90									Basili et al., 2013
4225352540	42,5	35	42	35,5		14,5	15	15	106	106	35	35	90	90									Basili et al., 2013
4225352540	42,5	35	42	35,5		14,5	15	15	106	106	35	35	90	90									Basili et al., 2013
4225352540	42,5	35	42	35,5		14,5	12	12	106	106	35	35	90	90									Basili et al., 2013
4225352540	42,5	35	42	35,5		14,5	12	12	106	106	35	35	90	90									Basili et al., 2013
4225352540	42,5	35	42	35,5		14,5	15	15	106	106	35	35	90	90									Basili et al., 2013
4225352540	42,5	35	42	35,5		14,5	15	15	106	106	35	35	90	90									Basili et al., 2013
4225352540	42,5	35	42	35,5		14,5	12	12	106	106	35	35	90	90									Basili et al., 2013
4225352540	42,5	35	42	35,5		14,5	15	15	106	106	35	35	90	90									Basili et al., 2013
4225352540	42,5	35	42	35,5		14,5	12	12	106	106	35	35	90	90									Basili et al., 2013
4225352540	42,5	35	42	35,5		14,5	9	9	106	106	35	35	90	90									Basili et al., 2013
4225352540	42,5	35	42	35,5		14,5	15	15	106	106	35	35	90	90									Basili et al., 2013
4225352540	42,5	35	42	35,5		14,5	9	9	106	106	35	35	90	90									Basili et al., 2013
4225352540	42,5	35	42	35,5		14,5	12	12	106	106	35	35	90	90									Basili et al., 2013
4225352540	42,5	35	42	35,5		14,5	15	15	106	106	35	35	90	90									Basili et al., 2013
4225352540	42,5	35	42	35,5		14,5	12	12	106	106	35	35	90	90									Basili et al., 2013
4225352540	42,5	35	42	35,5		14,5	9	9	106	106	35	35	90	90									Basili et al., 2013
4225352540	42,5	35	42	35,5		14,5	12	12	106	106	35	35	90	90									Basili et al., 2013
4225352540	42,5	35	42	35,5		14,5	9	9	106	106	35	35	90	90									Basili et al., 2013
4225352540	42,5	35	42	35,5		14,5	6	6	106	106	35	35	90	90									Basili et al., 2013
4225352540	42,5	35	42	35,5		14,5	12	12	106	106	35	35	90	90									Basili et al., 2013
4225352540	42,5	35	42	35,5		14,5	6	6	106	106	35	35	90	90									Basili et al., 2013
4225352540	42,5	35	42	35,5		14,5	9	9	106	106	35	35	90	90									Basili et al., 2013
4225352540	42,5	35	42	35,5		14,5	12	12	106	106	35	35	90	90									Basili et al., 2013
4225352540	42,5	35	42	35,5		14,5	9	9	106	106	35	35	90	90									Basili et al., 2013
4225352540	42,5	35	42	35,5		14,5	6	6	106	106	35	35	90	90									Basili et al., 2013
4225352540	42,5	35	42	35,5		14,5	9	9	106	106	35	35	90	90									Basili et al., 2013
4225352540	42,5	35	42	35,5		14,5	6	6	106	106	35	35	90	90									Basili et al., 2013
4225352540	42,5	35	42	35,5		14,5	3	3	106	106	35	35	90	90									Basili et al., 2013
4225352540	42,5	35	42	35,5		14,5	9	9	106	106	35	35	90	90									Basili et al., 2013
4225352540	42,5	35	42	35,5		14,5	3	3	106	106	35	35	90	90									Basili et al., 2013
4225352540	42,5	35	42	35,5		14,5	6	6	106	106	35	35	90	90									Basili et al., 2013
4225352540	42,5	35	42	35,5		14,5	9	9	106	106	35	35	90	90									Basili et al., 2013
4225352540	42,5	35	42	35,5		14,5	6	6	106	106	35	35	90	90									Basili et al., 2013
4225352540	42,5	35	42	35,5		14,5	3	3	106	106	35	35	90	90									Basili et al., 2013
4225352540	42,5	35	42	35,5		14,5	6	6	106	106	35	35	90	90									Basili et al., 2013
4225352540	42,5	35	42	35,5		14,5	3	3	106	106	35	35	90	90									Basili et al., 2013
4225352540	42,5	35	42	35,5		14,5	3	3	106	106	35	35	90	90									Basili et al., 2013
4225352540	42,5	35	42	35,5		14,5	3	3	106	106	35	35	90	90									Basili et al., 2013
4225352540	42,5	35	42	35,5		14,5	3	3	106	106	35	35	90	90									Basili et al., 2013
4225357540	42,5	35,5	42	36		14,5	15	15	106	106	35	35	90	90									Basili et al., 2013
4225357540	42,5	35,5	42	36		14,5	15	15	106	106	35	35	90	90									Basili et al., 2013
4225357540	42,5	35,5	42	36		14,5	12	12	106	106	35	35	90	90									Basili et al., 2013
4225357540	42,5	35,5	42	36		14,5	15	15	106	106	35	35	90	90									Basili et al., 2013
4225357540	42,5	35,5	42	36		14,5	12	12	106	106	35	35	90	90									Basili et al., 2013
4225357540	42,5	35,5	42	36		14,5	15	15	106	106	35	35	90	90									Basili et al., 2013
4225357540	42,5	35,5	42	36		14,5	12	12	106	106	35	35	90	90									Basili et al., 2013
4225357540	42,5	35,5	42	36		14,5	15	15	106	106	35	35	90	90									Basili et al., 2013
4225357540	42,5	35,5	42	36		14,5	12	12	106	106	35	35	90	90									Basili et al., 2013
4225357540	42,5	35,5	42	36		14,5	9	9	106	106	35	35	90	90									Basili et al., 2013
4225357540	42,5	35,5	42	36		14,5	12	12	106	106	35	35	90	90									Basili et al., 2013
4225357540	42,5	35,5	42	36		14,5	9	9	106	106	35	35	90	90									Basili et al., 2013
4225357540	42,5	35,5	42	36		14,5	12	12	106	106	35	35	90	90									Basili et al., 2013
4225357540	42,5	35,5	42	36		14,5	9	9	106	106	35	35	90	90									Basili et al., 2013
4225357540	42,5	35,5	42	36		14,5	12	12	106	106	35	35	90	90									Basili et al., 2013
4225357540	42,5	35,5	42	36		14,5	9	9	106	106	35	35	90	90									Basili et al., 2013
4225357540	42,5	35,5	42	36		14,5	6	6	106	106	35	35	90	90									Basili et al., 2013
4225357540	42,5	35,5	42	36		14,5	9	9	106	106	35	35	90	90									Basili et al., 2013
4225357540	42,5	35,5	42	36		14,5	6	6	106	106	35	35	90	90									Basili et al., 2013
4225357540	42,5	35,5	42	36		14,5	9	9	106	106	35	35	90	90									Basili et al., 2013
4225357540	42,5	35,5	42	36		14,5	6	6	106	106	35	35	90	90									Basili et al., 2013
4225357540	42,5	35,5	42	36		14,5	9	9	106	106	35	35	90	90									Basili et al., 2013
4225357540	42,5	35,5	42	36		14,5	6	6	106	106	35	35	90	90									Basili et al., 2013
4225357540	42,5	35,5	42	36		14,5	3	3	106	106	35	35	90	90									Basili et al., 2013
4225357540	42,5	35,5	42	36		14,5	6	6	106	106	35	35	90	90									Basili et al., 2013
4225357540	42,5	35,5	42	36		14,5	6	6	106	106	35	35	90	90									Basili et al., 2013
4225357540	42,5	35,5	42	36		14,5	3	3	106	106	35	35	90	90									Basili et al., 2013
4225357540	42,5	35,5	42	36		14,5	6	6	106	106	35	35	90	90									Basili et al., 2013
4225357540	42,5	35,5	42	36		14,5	3	3	106	106	35	35	90	90									Basili et al., 2013
4225357540	42,5	35,5	42	36		14,5	6	6	106	106	35	35	90	90									Basili et al., 2013
4225357540	42,5	35,5	42	36		14,5	3	3	106	106	35	35	90	90									Basili et al., 2013
4225357540	42,5	35,5	42	36		14,5	3	3	106	106	35	35	90	90									Basili et al., 2013
4225357540	42,5	35,5	42	36		14,5	3	3	106	106	35	35	90	90									Basili et al., 2013
4225357540	42,5	35,5	42	36		14,5	12	12	120	120	38	38	90	90									Basili et al., 2013
4225357540	42,5	35,5	42	36		14,5	9	9	120	120	38	38	90	90									Basili et al., 2013
4225357540	42,5	35,5	42	36		14,5	6	6	120	120	38	38	90	90									Basili et al., 2013
4225357540	42,5	35,5	42	36		14,5	3	3	120	120	38	38	90	90									Basili et al., 2013
4225362540	42,5	36	42	36,5		14,5	9	9	132	132	42	42	90	90									Basili et al., 2013
4225362540	42,5	36	42	36,5		14,5	6	6	132	132	42	42	90	90									Basili et al., 2013
4225362540	42,5	36	42	36,5		14,5	3	3	132	132	42	42	90	90									Basili et al., 2013
4225362540	42,5	36	42	36,5		14,5	6	6	141	141	47	47	90	90									Basili et al., 2013
4225362540	42,5	36	42	36,5		14,5	3	3	141	141	47	47	90	90									Basili et al., 2013
4225362540	42,5	36	42	36,5		14,5	3	3	147	147	51	51	90	90									Basili et al., 2013
4175282540	42	28	41,5	28,5		16	13	13	165	165	85	85	180	180									Basili et al., 2013
4175282540	42	28	41,5	28,5		16	8	8	165	165	85	85	180	180									Basili et al., 2013

Table B.1. Compiled moment tensor database for each analysis bin in 0-40 km depth.

4175282540	42	28	41,5	28,5		16	3	3	165	165	85	85	180	180									Basili et al., 2013
4175282540	42	28	41,5	28,5		16	13	13	165	165	85	85	180	180									Basili et al., 2013
4175282540	42	28	41,5	28,5		16	8	8	165	165	85	85	180	180									Basili et al., 2013
4175282540	42	28	41,5	28,5		16	3	3	165	165	85	85	180	180									Basili et al., 2013
4175282540	42	28	41,5	28,5		16	13	13	165	165	85	85	180	180									Basili et al., 2013
4175282540	42	28	41,5	28,5		16	8	8	165	165	85	85	180	180									Basili et al., 2013
4175282540	42	28	41,5	28,5		16	3	3	165	165	85	85	180	180									Basili et al., 2013
4175282540	42	28	41,5	28,5		16	13	13	165	165	85	85	180	180									Basili et al., 2013
4175282540	42	28	41,5	28,5		16	8	8	165	165	85	85	180	180									Basili et al., 2013
4175282540	42	28	41,5	28,5		16	3	3	165	165	85	85	180	180									Basili et al., 2013
4175282540	42	28	41,5	28,5		16	13	13	165	165	85	85	180	180									Basili et al., 2013
4175282540	42	28	41,5	28,5		16	8	8	165	165	85	85	180	180									Basili et al., 2013
4175282540	42	28	41,5	28,5		16	3	3	165	165	85	85	180	180									Basili et al., 2013
4175282540	42	28	41,5	28,5		16	13	13	165	165	85	85	180	180									Basili et al., 2013
4175282540	42	28	41,5	28,5		16	8	8	165	165	85	85	180	180									Basili et al., 2013
4175282540	42	28	41,5	28,5		16	3	3	165	165	85	85	180	180									Basili et al., 2013
4175282540	42	28	41,5	28,5		16	13	13	165	165	85	85	180	180									Basili et al., 2013
4175282540	42	28	41,5	28,5		16	8	8	165	165	85	85	180	180									Basili et al., 2013
4175282540	42	28	41,5	28,5		16	3	3	165	165	85	85	180	180									Basili et al., 2013
4175282540	42	28	41,5	28,5		16	13	13	165	165	85	85	180	180									Basili et al., 2013
4175282540	42	28	41,5	28,5		16	8	8	165	165	85	85	180	180									Basili et al., 2013
4175282540	42	28	41,5	28,5		16	3	3	165	165	85	85	180	180									Basili et al., 2013
4175282540	42	28	41,5	28,5		16	13	13	165	165	85	85	180	180									Basili et al., 2013
4175282540	42	28	41,5	28,5		16	8	8	165	165	85	85	180	180									Basili et al., 2013
4175282540	42	28	41,5	28,5		16	3	3	165	165	85	85	180	180									Basili et al., 2013
4175282540	42	28	41,5	28,5		16	13	13	165	165	85	85	180	180									Basili et al., 2013
4175282540	42	28	41,5	28,5		16	8	8	165	165	85	85	180	180									Basili et al., 2013
4175282540	42	28	41,5	28,5		16	3	3	165	165	85	85	180	180									Basili et al., 2013
4175282540	42	28	41,5	28,5		16	13	13	165	165	85	85	180	180									Basili et al., 2013
4175282540	42	28	41,5	28,5		16	8	8	165	165	85	85	180	180									Basili et al., 2013
4175282540	42	28	41,5	28,5		16	3	3	165	165	85	85	180	180									Basili et al., 2013
4175282540	42	28	41,5	28,5		16	13	13	165	165	85	85	180	180									Basili et al., 2013
4175282540	42	28	41,5	28,5		16	8	8	165	165	85	85	180	180									Basili et al., 2013
4175282540	42	28	41,5	28,5		16	3	3	165	165	85	85	180	180									Basili et al., 2013
4175287540	42	28,5	41,5	29		14,5	3	3	93	93	34	34	90	90									Basili et al., 2013
4175287540	42	28,5	41,5	29		14,5	3	3	93	93	34	34	90	90									Basili et al., 2013
4175287540	42	28,5	41,5	29		14,5	3	3	93	93	34	34	90	90									Basili et al., 2013
4175287540	42	28,5	41,5	29		16	3	3	165	165	85	85	180	180									Basili et al., 2013
4175307540	42	30,5	41,5	31		14,5	3	3	74	74	34	34	90	90									Basili et al., 2013
4175307540	42	30,5	41,5	31		14,5	6	6	74	74	34	34	90	90									Basili et al., 2013
4175307540	42	30,5	41,5	31		14,5	9	9	74	74	34	34	90	90									Basili et al., 2013
4175307540	42	30,5	41,5	31		14,5	3	3	75	75	34	34	90	90									Basili et al., 2013
4175307540	42	30,5	41,5	31		14,5	3	3	75	75	34	34	90	90									Basili et al., 2013
4175307540	42	30,5	41,5	31		14,5	3	3	75	75	34	34	90	90									Basili et al., 2013
4175307540	42	30,5	41,5	31		14,5	3	3	75	75	34	34	90	90									Basili et al., 2013
4175307540	42	30,5	41,5	31		14,5	6	6	75	75	34	34	90	90									Basili et al., 2013
4175307540	42	30,5	41,5	31		14,5	6	6	75	75	34	34	90	90									Basili et al., 2013
4175307540	42	30,5	41,5	31		14,5	3	3	75	75	34	34	90	90									Basili et al., 2013
4175307540	42	30,5	41,5	31		14,5	6	6	75	75	34	34	90	90									Basili et al., 2013
4175307540	42	30,5	41,5	31		14,5	6	6	75	75	34	34	90	90									Basili et al., 2013
4175307540	42	30,5	41,5	31		14,5	9	9	75	75	34	34	90	90									Basili et al., 2013
4175307540	42	30,5	41,5	31		14,5	9	9	75	75	34	34	90	90									Basili et al., 2013
4175307540	42	30,5	41,5	31		14,5	6	6	75	75	34	34	90	90									Basili et al., 2013
4175307540	42	30,5	41,5	31		14,5	3	3	75	75	34	34	90	90									Basili et al., 2013
4175307540	42	30,5	41,5	31		14,5	3	3	75	75	34	34	90	90									Basili et al., 2013
4175307540	42	30,5	41,5	31		14,5	3	3	75	75	34	34	90	90									Basili et al., 2013
4175312540	42	31	41,5	31,5		14,5	3	3	54	54	39	39	90	90									Basili et al., 2013
4175312540	42	31	41,5	31,5		14,5	3	3	54	54	39	39	90	90									Basili et al., 2013
4175312540	42	31	41,5	31,5		14,5	6	6	54	54	39	39	90	90									Basili et al., 2013
4175312540	42	31	41,5	31,5		14,5	3	3	54	54	39	39	90	90									Basili et al., 2013
4175312540	42	31	41,5	31,5		14,5	6	6	54	54	39	39	90	90									Basili et al., 2013
4175312540	42	31	41,5	31,5		14,5	3	3	54	54	39	39	90	90									Basili et al., 2013
4175312540	42	31	41,5	31,5		14,5	9	9	54	54	39	39	90	90									Basili et al., 2013
4175312540	42	31	41,5	31,5		14,5	6	6	54	54	39	39	90	90									Basili et al., 2013
4175312540	42	31	41,5	31,5		14,5	9	9	54	54	39	39	90	90									Basili et al., 2013
4175312540	42	31	41,5	31,5		14,5	3	3	54	54	39	39	90	90									Basili et al., 2013
4175312540	42	31	41,5	31,5		14,5	6	6	54	54	39	39	90	90									Basili et al., 2013
4175312540	42	31	41,5	31,5		14,5	12	12	54	54	39	39	90	90									Basili et al., 2013
4175312540	42	31	41,5	31,5		14,5	3	3	54	54	39	39	90	90									Basili et al., 2013
4175312540	42	31	41,5	31,5		14,5	9	9	54	54	39	39	90	90									Basili et al., 2013
4175312540	42	31	41,5	31,5		14,5	12	12	54	54	39	39	90	90									Basili et al., 2013
4175312540	42	31	41,5	31,5		14,5	6	6	54	54	39	39	90	90									Basili et al., 2013
4175312540	42	31	41,5	31,5		14,5	9	9	54	54	39	39	90	90									Basili et al., 2013
4175312540	42	31	41,5	31,5		14,5	15	15	54	54	39	39	90	90									Basili et al., 2013
4175312540	42	31	41,5	31,5		14,5	3	3	54	54	39	39	90	90									Basili et al., 2013
4175312540	42	31	41,5	31,5		14,5	6	6	54	54	39	39	90	90									Basili et al., 2013
4175312540	42	31	41,5	31,5		14,5	12	12	54	54	39	39	90	90									Basili et al., 2013
4175312540	42	31	41,5	31,5		14,5	3	3	54	54	39	39	90	90									Basili et al., 2013
4175312540	42	31	41,5	31,5		14,5	15	15	54	54	39	39	90	90									Basili et al., 2013
4175312540	42	31	41,5	31,5		14,5	9	9	54	54	39	39	90	90									Basili et al., 2013
4175312540	42	31	41,5	31,5		14,5	12	12	54	54	39	39	90	90									Basili et al., 2013
4175312540	42	31	41,5	31,5		14,5	6	6	54	54	39	39	90	90									Basili et al., 2013
4175312540	42	31	41,5	31,5		14,5	15	15	54	54	39	39	90	90									Basili et al., 2013
4175312540	42	31	41,5	31,5		14,5	9	9	54	54	39	39	90	90									Basili et al., 2013
4175312540	42	31	41,5	31,5		14,5	6	6	54	54	39	39	90	90									Basili et al., 2013
4175312540	42	31	41,5	31,5		14,5	12	12	54	54	39	39	90	90									Basili et al., 2013
4175312540	42	31	41,5	31,5		14,5	15	15	54	54	39	39	90	90									Basili et al., 2013
4175312540	42	31	41,5	31,5		14,5	9	9	54	54	39	39	90	90									Basili et al., 2013
4175312540	42	31	41,5	31,5		14,5	12	12	54	54	39	39	90	90									Basili et al., 2013
4175312540	42	31	41,5	31,5		14,5	15	15	54	54	39	39	90	90									Basili et al., 2013
4175312540	42	31	41,5	31,5		14,5	12	12	54	54	39	39	90	90									Basili et al., 2013
4175312540	42	31	41,5	31,5		14,5	15	15	54	54	39	39	90	90									Basili et al., 2013
4175312540	42	31	41,5	31,5		14,5	3	3	71	71	35	35	90	90									Basili et al., 2013
4175312540	42	31	41,5	31,5		14,5	6	6	71	71	35	35	90	90									Basili et al., 2013

Table B.1. Compiled moment tensor database for each analysis bin in 0-40 km depth.

4175312540	42	31	41,5	31,5		14,5	9	9	71	71	35	35	90	90								Basili et al., 2013
4175312540	42	31	41,5	31,5		14,5	12	12	71	71	35	35	90	90								Basili et al., 2013
4175312540	42	31	41,5	31,5		14,5	3	3	74	74	34	34	90	90								Basili et al., 2013
4175312540	42	31	41,5	31,5		14,5	6	6	74	74	34	34	90	90								Basili et al., 2013
4175312540	42	31	41,5	31,5		14,5	9	9	74	74	34	34	90	90								Basili et al., 2013
4175312540	42	31	41,5	31,5		14,5	12	12	74	74	34	34	90	90								Basili et al., 2013
4175317540	42	31,5	41,5	32		14,5	3	3	54	54	39	39	90	90								Basili et al., 2013
4175317540	42	31,5	41,5	32		14,5	6	6	54	54	39	39	90	90								Basili et al., 2013
4175317540	42	31,5	41,5	32		14,5	9	9	54	54	39	39	90	90								Basili et al., 2013
4175317540	42	31,5	41,5	32		14,5	12	12	54	54	39	39	90	90								Basili et al., 2013
4175317540	42	31,5	41,5	32		14,5	15	15	54	54	39	39	90	90								Basili et al., 2013
4175317540	42	31,5	41,5	32		14,5	3	3	55	55	39	39	90	90								Basili et al., 2013
4175317540	42	31,5	41,5	32		14,5	6	6	55	55	39	39	90	90								Basili et al., 2013
4175317540	42	31,5	41,5	32		14,5	9	9	55	55	39	39	90	90								Basili et al., 2013
4175317540	42	31,5	41,5	32		14,5	12	12	55	55	39	39	90	90								Basili et al., 2013
4175317540	42	31,5	41,5	32		14,5	15	15	55	55	39	39	90	90								Basili et al., 2013
4175317540	42	31,5	41,5	32		14,5	3	3	60	60	37	37	90	90								Basili et al., 2013
4175317540	42	31,5	41,5	32		14,5	6	6	60	60	37	37	90	90								Basili et al., 2013
4175317540	42	31,5	41,5	32		14,5	9	9	60	60	37	37	90	90								Basili et al., 2013
4175317540	42	31,5	41,5	32		14,5	12	12	60	60	37	37	90	90								Basili et al., 2013
4175317540	42	31,5	41,5	32		14,5	15	15	60	60	37	37	90	90								Basili et al., 2013
4175317540	42	31,5	41,5	32		14,5	3	3	63	63	36	36	90	90								Basili et al., 2013
4175317540	42	31,5	41,5	32		14,5	6	6	63	63	36	36	90	90								Basili et al., 2013
4175317540	42	31,5	41,5	32		14,5	9	9	63	63	36	36	90	90								Basili et al., 2013
4175317540	42	31,5	41,5	32		14,5	12	12	63	63	36	36	90	90								Basili et al., 2013
4175317540	42	31,5	41,5	32		14,5	15	15	63	63	36	36	90	90								Basili et al., 2013
4175317540	42	31,5	41,5	32		14,5	3	3	74	74	34	34	90	90								Basili et al., 2013
4175317540	42	31,5	41,5	32		14,5	3	3	74	74	34	34	90	90								Basili et al., 2013
4175317540	42	31,5	41,5	32		14,5	3	3	74	74	34	34	90	90								Basili et al., 2013
4175317540	42	31,5	41,5	32		14,5	6	6	74	74	34	34	90	90								Basili et al., 2013
4175317540	42	31,5	41,5	32		14,5	3	3	74	74	34	34	90	90								Basili et al., 2013
4175317540	42	31,5	41,5	32		14,5	6	6	74	74	34	34	90	90								Basili et al., 2013
4175317540	42	31,5	41,5	32		14,5	6	6	74	74	34	34	90	90								Basili et al., 2013
4175317540	42	31,5	41,5	32		14,5	6	6	74	74	34	34	90	90								Basili et al., 2013
4175317540	42	31,5	41,5	32		14,5	9	9	74	74	34	34	90	90								Basili et al., 2013
4175317540	42	31,5	41,5	32		14,5	6	6	74	74	34	34	90	90								Basili et al., 2013
4175317540	42	31,5	41,5	32		14,5	9	9	74	74	34	34	90	90								Basili et al., 2013
4175317540	42	31,5	41,5	32		14,5	9	9	74	74	34	34	90	90								Basili et al., 2013
4175317540	42	31,5	41,5	32		14,5	9	9	74	74	34	34	90	90								Basili et al., 2013
4175317540	42	31,5	41,5	32		14,5	12	12	74	74	34	34	90	90								Basili et al., 2013
4175317540	42	31,5	41,5	32		14,5	9	9	74	74	34	34	90	90								Basili et al., 2013
4175317540	42	31,5	41,5	32		14,5	12	12	74	74	34	34	90	90								Basili et al., 2013
4175317540	42	31,5	41,5	32		14,5	12	12	74	74	34	34	90	90								Basili et al., 2013
4175317540	42	31,5	41,5	32		14,5	12	12	74	74	34	34	90	90								Basili et al., 2013
4175317540	42	31,5	41,5	32		14,5	15	15	74	74	34	34	90	90								Basili et al., 2013
4175317540	42	31,5	41,5	32		14,5	12	12	74	74	34	34	90	90								Basili et al., 2013
4175317540	42	31,5	41,5	32		14,5	15	15	74	74	34	34	90	90								Basili et al., 2013
4175317540	42	31,5	41,5	32		14,5	15	15	74	74	34	34	90	90								Basili et al., 2013
4175317540	42	31,5	41,5	32		14,5	15	15	74	74	34	34	90	90								Basili et al., 2013
4175317540	42	31,5	41,5	32		14,5	15	15	74	74	34	34	90	90								Basili et al., 2013
4175317540	42	31,5	41,5	32																	6,6	Compiled Historical Catalogue
4175322540	42	32	41,5	32,5			5	5	24	34	31	39	76	95							6,6	Alptekin et al., 1986
4175322540	42	32	41,5	32,5			5	5	28	28	38	38	80	80							6	Kalafat MT Catalogue
4175322540	42	32	32,5	41,5			5	5	28	28	37	37	79	79	222	222	54	54	98	98	5,7	EMMA
4175322540	42	32	41,5	32,5			5	5	28	28	37	37	79	79							5,7	Eva et al., 1988
4175322540	42	32	41,5	32,5		14,5	15	15	56	56	38	38	90	90								Basili et al., 2013
4175322540	42	32	41,5	32,5		14,5	12	12	60	60	37	37	90	90								Basili et al., 2013
4175322540	42	32	41,5	32,5		14,5	15	15	60	60	37	37	90	90								Basili et al., 2013
4175322540	42	32	41,5	32,5		14,5	12	12	71	71	35	35	90	90								Basili et al., 2013
4175322540	42	32	41,5	32,5		14,5	15	15	71	71	35	35	90	90								Basili et al., 2013
4175322540	42	32	41,5	32,5		14,5	9	9	74	74	34	34	90	90								Basili et al., 2013
4175322540	42	32	41,5	32,5		14,5	6	6	74	74	34	34	90	90								Basili et al., 2013
4175322540	42	32	41,5	32,5		14,5	9	9	74	74	34	34	90	90								Basili et al., 2013
4175322540	42	32	41,5	32,5		14,5	6	6	74	74	34	34	90	90								Basili et al., 2013
4175322540	42	32	41,5	32,5		14,5	9	9	74	74	34	34	90	90								Basili et al., 2013
4175322540	42	32	41,5	32,5		14,5	12	12	74	74	34	34	90	90								Basili et al., 2013
4175322540	42	32	41,5	32,5		14,5	9	9	74	74	34	34	90	90								Basili et al., 2013
4175322540	42	32	41,5	32,5		14,5	9	9	74	74	34	34	90	90								Basili et al., 2013
4175322540	42	32	41,5	32,5		14,5	12	12	74	74	34	34	90	90								Basili et al., 2013
4175322540	42	32	41,5	32,5		14,5	9	9	74	74	34	34	90	90								Basili et al., 2013
4175322540	42	32	41,5	32,5		14,5	12	12	74	74	34	34	90	90								Basili et al., 2013
4175322540	42	32	41,5	32,5		14,5	15	15	74	74	34	34	90	90								Basili et al., 2013
4175322540	42	32	41,5	32,5		14,5	12	12	74	74	34	34	90	90								Basili et al., 2013
4175322540	42	32	41,5	32,5		14,5	12	12	74	74	34	34	90	90								Basili et al., 2013
4175322540	42	32	41,5	32,5		14,5	15	15	74	74	34	34	90	90								Basili et al., 2013
4175322540	42	32	41,5	32,5		14,5	12	12	74	74	34	34	90	90								Basili et al., 2013
4175322540	42	32	41,5	32,5		14,5	15	15	74	74	34	34	90	90								Basili et al., 2013
4175322540	42	32	41,5	32,5		14,5	15	15	74	74	34	34	90	90								Basili et al., 2013
4175322540	42	32	41,5	32,5		14,5	15	15	74	74	34	34	90	90								Basili et al., 2013
4175322540	42	32	32,5	41,5			5	5	210	210	65	65	140	140	320	320	54	54	32	32	5,3	EMMA
4175322540	42	32	32,5	41,5			5	5	315	315	66	66	25	25	213	213	68	68	154	154	6,1	EMMA
4175322540	42	32	32,5	41,5			5	5	315	315	66	66	156	156	213	213	68	68	26	26	6,1	EMMA
4175322540	42	32	41,5	32,5			5	5	315	315	66	66	156	156							6,1	Udias et al., 1989
4175322540	42	32	32,5	41,5			5	5	315	315	66	66	28	28	213	213	65	65	153	153	6,1	EMMA
4175322540	42	32	41,5	32,5			26	26	353	353	83	83	257	257							4	Kalafat MT Catalogue
4175322540	42	32	41,5	32,5																	6,6	Compiled Historical Catalogue
4175357540	42	35,5	41,5	36		14,5	15	15	106	106	35	35	90	90								Basili et al., 2013
4175357540	42	35,5	41,5	36		14,5	15	15	106	106	35	35	90	90								Basili et al., 2013
4175357540	42	35,5	41,5	36		14,5	15	15	120	120	38	38	90	90								Basili et al., 2013
4175362540	42	36	41,5	36,5		14,5	15	15	132	132	42	42	90	90								Basili et al., 2013
4175362540	42	36	41,5	36,5		14,5	12	12	132	132	42	42	90	90								Basili et al., 2013
4175362540	42	36	41,5	36,5		14,5	15	15	141	141	47	47	90	90								Basili et al., 2013
4175362540	42	36	41,5	36,5		14,5	12	12	141	141	47	47	90	90								Basili et al., 2013

Table B.1. Compiled moment tensor database for each analysis bin in 0-40 km depth.

4175362540	42	36	41,5	36,5		14,5	9	9	141	141	47	47	90	90								Basili et al., 2013
4175362540	42	36	41,5	36,5		14,5	9	9	147	147	51	51	90	90								Basili et al., 2013
4175362540	42	36	41,5	36,5		14,5	15	15	147	147	51	51	90	90								Basili et al., 2013
4175362540	42	36	41,5	36,5		14,5	12	12	147	147	51	51	90	90								Basili et al., 2013
4175362540	42	36	41,5	36,5		14,5	9	9	147	147	51	51	90	90								Basili et al., 2013
4175362540	42	36	41,5	36,5		14,5	6	6	147	147	51	51	90	90								Basili et al., 2013
4175362540	42	36	41,5	36,5		14,5	15	15	147	147	51	51	90	90								Basili et al., 2013
4175362540	42	36	41,5	36,5		14,5	12	12	147	147	51	51	90	90								Basili et al., 2013
4175362540	42	36	41,5	36,5		14,5	6	6	147	147	51	51	90	90								Basili et al., 2013
4175362540	42	36	41,5	36,5		14,5	9	9	147	147	51	51	90	90								Basili et al., 2013
4175362540	42	36	41,5	36,5		14,5	3	3	147	147	51	51	90	90								Basili et al., 2013
4175362540	42	36	41,5	36,5		14,5	15	15	147	147	51	51	90	90								Basili et al., 2013
4175362540	42	36	41,5	36,5		14,5	9	9	147	147	51	51	90	90								Basili et al., 2013
4175362540	42	36	41,5	36,5		14,5	12	12	147	147	51	51	90	90								Basili et al., 2013
4175362540	42	36	41,5	36,5		14,5	3	3	147	147	51	51	90	90								Basili et al., 2013
4175362540	42	36	41,5	36,5		14,5	6	6	147	147	51	51	90	90								Basili et al., 2013
4175362540	42	36	41,5	36,5		14,5	15	15	147	147	51	51	90	90								Basili et al., 2013
4175362540	42	36	41,5	36,5		14,5	12	12	147	147	51	51	90	90								Basili et al., 2013
4175362540	42	36	41,5	36,5		14,5	9	9	147	147	51	51	90	90								Basili et al., 2013
4175362540	42	36	41,5	36,5		14,5	6	6	147	147	51	51	90	90								Basili et al., 2013
4175362540	42	36	41,5	36,5		14,5	3	3	147	147	51	51	90	90								Basili et al., 2013
4175362540	42	36	41,5	36,5		14,5	15	15	147	147	51	51	90	90								Basili et al., 2013
4175362540	42	36	41,5	36,5		14,5	12	12	147	147	51	51	90	90								Basili et al., 2013
4175362540	42	36	41,5	36,5		14,5	9	9	147	147	51	51	90	90								Basili et al., 2013
4175362540	42	36	41,5	36,5		14,5	6	6	147	147	51	51	90	90								Basili et al., 2013
4175362540	42	36	41,5	36,5		14,5	3	3	147	147	51	51	90	90								Basili et al., 2013
4175362540	42	36	41,5	36,5		14,5	15	15	147	147	51	51	90	90								Basili et al., 2013
4175362540	42	36	41,5	36,5		14,5	12	12	147	147	51	51	90	90								Basili et al., 2013
4175362540	42	36	41,5	36,5		14,5	9	9	147	147	51	51	90	90								Basili et al., 2013
4175362540	42	36	41,5	36,5		14,5	6	6	147	147	51	51	90	90								Basili et al., 2013
4175362540	42	36	41,5	36,5		14,5	3	3	147	147	51	51	90	90								Basili et al., 2013
4175362540	42	36	41,5	36,5		14,5	15	15	147	147	51	51	90	90								Basili et al., 2013
4175362540	42	36	41,5	36,5		14,5	12	12	147	147	51	51	90	90								Basili et al., 2013
4175362540	42	36	41,5	36,5		14,5	6	6	147	147	51	51	90	90								Basili et al., 2013
4175362540	42	36	41,5	36,5		14,5	9	9	147	147	51	51	90	90								Basili et al., 2013
4175362540	42	36	41,5	36,5		14,5	3	3	147	147	51	51	90	90								Basili et al., 2013
4175362540	42	36	41,5	36,5		14,5	15	15	147	147	51	51	90	90								Basili et al., 2013
4175362540	42	36	41,5	36,5		14,5	12	12	147	147	51	51	90	90								Basili et al., 2013
4175362540	42	36	41,5	36,5		14,5	9	9	147	147	51	51	90	90								Basili et al., 2013
4175362540	42	36	41,5	36,5		14,5	6	6	147	147	51	51	90	90								Basili et al., 2013
4175362540	42	36	41,5	36,5		14,5	3	3	147	147	51	51	90	90								Basili et al., 2013
4175362540	42	36	41,5	36,5		14,5	15	15	147	147	51	51	90	90								Basili et al., 2013
4175362540	42	36	41,5	36,5		14,5	12	12	147	147	51	51	90	90								Basili et al., 2013
4175362540	42	36	41,5	36,5		14,5	6	6	147	147	51	51	90	90								Basili et al., 2013
4175362540	42	36	41,5	36,5		14,5	9	9	147	147	51	51	90	90								Basili et al., 2013
4175362540	42	36	41,5	36,5		14,5	3	3	147	147	51	51	90	90								Basili et al., 2013
4175362540	42	36	41,5	36,5		14,5	15	15	147	147	51	51	90	90								Basili et al., 2013
4175362540	42	36	41,5	36,5		14,5	12	12	147	147	51	51	90	90								Basili et al., 2013
4175362540	42	36	41,5	36,5		14,5	9	9	147	147	51	51	90	90								Basili et al., 2013
4175362540	42	36	41,5	36,5		14,5	6	6	147	147	51	51	90	90								Basili et al., 2013
4175362540	42	36	41,5	36,5		14,5	3	3	147	147	51	51	90	90								Basili et al., 2013
4175362540	42	36	41,5	36,5		14,5	15	15	147	147	51	51	90	90								Basili et al., 2013
4175362540	42	36	41,5	36,5		14,5	12	12	147	147	51	51	90	90								Basili et al., 2013
4175362540	42	36	41,5	36,5		14,5	6	6	147	147	51	51	90	90								Basili et al., 2013
4175362540	42	36	41,5	36,5		14,5	9	9	147	147	51	51	90	90								Basili et al., 2013
4175362540	42	36	41,5	36,5		14,5	3	3	147	147	51	51	90	90								Basili et al., 2013
4175362540	42	36	41,5	36,5		14,5	12	12	147	147	51	51	90	90								Basili et al., 2013
4175362540	42	36	41,5	36,5		14,5	9	9	147	147	51	51	90	90								Basili et al., 2013
4175362540	42	36	41,5	36,5		14,5	3	3	147	147	51	51	90	90								Basili et al., 2013
4175362540	42	36	41,5	36,5		14,5	6	6	147	147	51	51	90	90								Basili et al., 2013
4175362540	42	36	41,5	36,5		14,5	9	9	147	147	51	51	90	90								Basili et al., 2013
4175362540	42	36	41,5	36,5		14,5	6	6	147	147	51	51	90	90								Basili et al., 2013
4175362540	42	36	41,5	36,5		14,5	3	3	147	147	51	51	90	90								Basili et al., 2013
4175362540	42	36	41,5	36,5		14,5	6	6	147	147	51	51	90	90								Basili et al., 2013
4175362540	42	36	41,5	36,5		14,5	3	3	147	147	51	51	90	90								Basili et al., 2013
4175412540	42	41	41,5	41,5		15	2	2	49	49	30	30	90	90								Basili et al., 2013
4175412540	42	41	41,5	41,5		15	2	2	49	49	30	30	90	90								Basili et al., 2013
4175412540	42	41	41,5	41,5		15	2	2	49	49	30	30	90	90								Basili et al., 2013
4175412540	42	41	41,5	41,5		15	5	5	49	49	30	30	90	90								Basili et al., 2013
4175412540	42	41	41,5	41,5		15	2	2	49	49	30	30	90	90								Basili et al., 2013
4175412540	42	41	41,5	41,5		15	5	5	49	49	30	30	90	90								Basili et al., 2013
4175412540	42	41	41,5	41,5		15	2	2	49	49	30	30	90	90								Basili et al., 2013
4175412540	42	41	41,5	41,5		15	5	5	49	49	30	30	90	90								Basili et al., 2013
4175412540	42	41	41,5	41,5		15	2	2	49	49	30	30	90	90								Basili et al., 2013
4175412540	42	41	41,5	41,5		15	5	5	49	49	30	30	90	90								Basili et al., 2013
4175412540	42	41	41,5	41,5		15	7	7	49	49	30	30	90	90								Basili et al., 2013
4175412540	42	41	41,5	41,5		15	5	5	49	49	30	30	90	90								Basili et al., 2013
4175412540	42	41	41,5	41,5		15	7	7	49	49	30	30	90	90								Basili et al., 2013
4175412540	42	41	41,5	41,5		15	10	10	49	49	30	30	90	90								Basili et al., 2013
4175417540	42	41,5	41,5	42		15	2	2	49	49	30	30	90	90								Basili et al., 2013
4175417540	42	41,5	41,5	42		15	2	2	49	49	30	30	90	90								Basili et al., 2013
4175417540	42	41,5	41,5	42		15	5	5	49	49	30	30	90	90								Basili et al., 2013
4175417540	42	41,5	41,5	42		15	2	2	49	49	30	30	90	90								Basili et al., 2013
4175417540	42	41,5	41,5	42		15	5	5	49	49	30	30	90	90								Basili et al., 2013
4175417540	42	41,5	41,5	42		15	2	2	49	49	30	30	90	90								Basili et al., 2013
4175417540	42	41,5	41,5	42		15	7	7	49	49	30	30	90	90								Basili et al., 2013
4175417540	42	41,5	41,5	42		15	5	5	49	49	30	30	90	90								Basili et al., 2013
4175417540	42	41,5	41,5	42		15	7	7	49	49	30	30	90	90								Basili et al., 2013
4175417540	42	41,5	41,5	42		15	5	5	49	49	30	30	90	90								Basili et al., 2013
4175417540	42	41,5	41,5	42		15	10	10	49	49	30	30	90	90								Basili et al., 2013
4175417540	42	41,5	41,5	42		15	7	7	49	49	30	30	90	90								Basili et al., 2013
4175417540	42	41,5	41,5	42		15	5	5	49	49	30	30	90	90								Basili et al., 2013
4175417540	42	41,5	41,5	42		15	10	10	49	49	30	30	90	90								Basili et al., 2013
4175417540	42	41,5	41,5	42		15	7	7	49	49	30	30	90	90								Basili et al., 2013
4175417540	42	41,5	41,5	42		15	12	12	49	49	30	30	90	90								Basili et al., 2013
4175417540	42	41,5	41,5	42		15	10	10	49	49	30	30	90	90								Basili et al., 2013
4175417540	42	41,5	41,5	42		15	7	7	49	49	30	30	90	90								Basili et al., 2013
4175417540	42	41,5	41,5	42		15	12	12	49	49	30	30	90	90								Basili et al., 2013
4175417540	42	41,5	41,5	42		15	10	10	49	49	30	30	90	90								Basili et al., 2013
4175417540	42	41,5	41,5	42		15	7	7	49	49	30	30	90	90								Basili et al., 2013

Table B.1. Compiled moment tensor database for each analysis bin in 0-40 km depth.

4175417540	42	41,5	41,5	42		15	15	15	49	49	30	30	90	90								Basili et al., 2013
4175417540	42	41,5	41,5	42		15	12	12	49	49	30	30	90	90								Basili et al., 2013
4175417540	42	41,5	41,5	42		15	10	10	49	49	30	30	90	90								Basili et al., 2013
4175417540	42	41,5	41,5	42		15	15	15	49	49	30	30	90	90								Basili et al., 2013
4175417540	42	41,5	41,5	42		15	12	12	49	49	30	30	90	90								Basili et al., 2013
4175417540	42	41,5	41,5	42		15	10	10	49	49	30	30	90	90								Basili et al., 2013
4175417540	42	41,5	41,5	42		15	15	15	49	49	30	30	90	90								Basili et al., 2013
4175417540	42	41,5	41,5	42		15	12	12	49	49	30	30	90	90								Basili et al., 2013
4175417540	42	41,5	41,5	42		15	15	15	49	49	30	30	90	90								Basili et al., 2013
4175417540	42	41,5	41,5	42		15	12	12	49	49	30	30	90	90								Basili et al., 2013
4175417540	42	41,5	41,5	42		15	15	15	49	49	30	30	90	90								Basili et al., 2013
4125287540	41,5	28,5	41	29		14,5	15	15	93	93	34	34

Table B.1. Compiled moment tensor database for each analysis bin in 0-40 km depth.

4125292540	41,5	29	41	29,5		14,5	6	6	93	93	34	34	90	90								Basili et al., 2013
4125292540	41,5	29	41	29,5		14,5	6	6	93	93	34	34	90	90								Basili et al., 2013
4125292540	41,5	29	41	29,5		14,5	3	3	93	93	34	34	90	90								Basili et al., 2013
4125292540	41,5	29	41	29,5		14,5	6	6	93	93	34	34	90	90								Basili et al., 2013
4125292540	41,5	29	41	29,5		14,5	3	3	93	93	34	34	90	90								Basili et al., 2013
4125292540	41,5	29	41	29,5		14,5	3	3	93	93	34	34	90	90								Basili et al., 2013
4125292540	41,5	29	41	29,5		14,5	3	3	93	93	34	34	90	90								Basili et al., 2013
4125292540	41,5	29	41	29,5		14,5	3	3	93	93	34	34	90	90								Basili et al., 2013
4125292540	41,5	29	41	29,5		14,5	15	15	93	93	34	34	90	90								Basili et al., 2013
4125292540	41,5	29	41	29,5		14,5	12	12	93	93	34	34	90	90								Basili et al., 2013
4125292540	41,5	29	41	29,5		14,5	9	9	93	93	34	34	90	90								Basili et al., 2013
4125292540	41,5	29	41	29,5		14,5	6	6	93	93	34	34	90	90								Basili et al., 2013
4125292540	41,5	29	41	29,5		14,5	3	3	93	93	34	34	90	90								Basili et al., 2013
4125292540	41,5	29	41	29,5		14,5	15	15	93	93	34	34	90	90								Basili et al., 2013
4125292540	41,5	29	41	29,5		14,5	15	15	93	93	34	34	90	90								Basili et al., 2013
4125292540	41,5	29	41	29,5		14,5	12	12	93	93	34	34	90	90								Basili et al., 2013
4125292540	41,5	29	41	29,5		14,5	12	12	93	93	34	34	90	90								Basili et al., 2013
4125292540	41,5	29	41	29,5		14,5	9	9	93	93	34	34	90	90								Basili et al., 2013
4125292540	41,5	29	41	29,5		14,5	9	9	93	93	34	34	90	90								Basili et al., 2013
4125292540	41,5	29	41	29,5		14,5	6	6	93	93	34	34	90	90								Basili et al., 2013
4125292540	41,5	29	41	29,5		14,5	6	6	93	93	34	34	90	90								Basili et al., 2013
4125292540	41,5	29	41	29,5		14,5	3	3	93	93	34	34	90	90								Basili et al., 2013
4125292540	41,5	29	41	29,5		14,5	3	3	93	93	34	34	90	90								Basili et al., 2013
4125292540	41,5	29	41	29,5			18	18	126	126	55	55	125	125							4,3	Kalafat MT Catalogue
4125292540	41,5	29	41	29,5			0	0	193	193	38	38	101	101							3,5	Polat et al., 2002
4125297540	41,5	29,5	41	30			17	17	91	91	87	87	164	164							7,6	Kalafat MT Catalogue
4125297540	41,5	29,5	41	30		14,5	15	15	93	93	34	34	90	90								Basili et al., 2013
4125297540	41,5	29,5	41	30		14,5	15	15	93	93	34	34	90	90								Basili et al., 2013
4125297540	41,5	29,5	41	30		14,5	15	15	93	93	34	34	90	90								Basili et al., 2013
4125297540	41,5	29,5	41	30		14,5	15	15	93	93	34	34	90	90								Basili et al., 2013
4125297540	41,5	29,5	41	30		14,5	15	15	93	93	34	34	90	90								Basili et al., 2013
4125297540	41,5	29,5	41	30		14,5	15	15	93	93	34	34	90	90								Basili et al., 2013
4125297540	41,5	29,5	41	30		14,5	15	15	93	93	34	34	90	90								Basili et al., 2013
4125297540	41,5	29,5	41	30		14,5	12	12	93	93	34	34	90	90								Basili et al., 2013
4125297540	41,5	29,5	41	30		14,5	15	15	93	93	34	34	90	90								Basili et al., 2013
4125297540	41,5	29,5	41	30		14,5	12	12	93	93	34	34	90	90								Basili et al., 2013
4125297540	41,5	29,5	41	30		14,5	12	12	93	93	34	34	90	90								Basili et al., 2013
4125297540	41,5	29,5	41	30		14,5	12	12	93	93	34	34	90	90								Basili et al., 2013
4125297540	41,5	29,5	41	30		14,5	12	12	93	93	34	34	90	90								Basili et al., 2013
4125297540	41,5	29,5	41	30		14,5	12	12	93	93	34	34	90	90								Basili et al., 2013
4125297540	41,5	29,5	41	30		14,5	12	12	93	93	34	34	90	90								Basili et al., 2013
4125297540	41,5	29,5	41	30		14,5	12	12	93	93	34	34	90	90								Basili et al., 2013
4125297540	41,5	29,5	41	30		14,5	9	9	93	93	34	34	90	90								Basili et al., 2013
4125297540	41,5	29,5	41	30		14,5	9	9	93	93	34	34	90	90								Basili et al., 2013
4125297540	41,5	29,5	41	30		14,5	9	9	93	93	34	34	90	90								Basili et al., 2013
4125297540	41,5	29,5	41	30		14,5	9	9	93	93	34	34	90	90								Basili et al., 2013
4125297540	41,5	29,5	41	30		14,5	9	9	93	93	34	34	90	90								Basili et al., 2013
4125297540	41,5	29,5	41	30		14,5	9	9	93	93	34	34	90	90								Basili et al., 2013
4125297540	41,5	29,5	41	30		14,5	9	9	93	93	34	34	90	90								Basili et al., 2013
4125297540	41,5	29,5	41	30		14,5	6	6	93	93	34	34	90	90								Basili et al., 2013
4125297540	41,5	29,5	41	30		14,5	9	9	93	93	34	34	90	90								Basili et al., 2013
4125297540	41,5	29,5	41	30		14,5	6	6	93	93	34	34	90	90								Basili et al., 2013
4125297540	41,5	29,5	41	30		14,5	6	6	93	93	34	34	90	90								Basili et al., 2013
4125297540	41,5	29,5	41	30		14,5	6	6	93	93	34	34	90	90								Basili et al., 2013
4125297540	41,5	29,5	41	30		14,5	6	6	93	93	34	34	90	90								Basili et al., 2013
4125297540	41,5	29,5	41	30		14,5	6	6	93	93	34	34	90	90								Basili et al., 2013
4125297540	41,5	29,5	41	30		14,5	6	6	93	93	34	34	90	90								Basili et al., 2013
4125297540	41,5	29,5	41	30		14,5	3	3	93	93	34	34	90	90								Basili et al., 2013
4125297540	41,5	29,5	41	30		14,5	6	6	93	93	34	34	90	90								Basili et al., 2013
4125297540	41,5	29,5	41	30		14,5	3	3	93	93	34	34	90	90								Basili et al., 2013
4125297540	41,5	29,5	41	30		14,5	3	3	93	93	34	34	90	90								Basili et al., 2013
4125297540	41,5	29,5	41	30		14,5	3	3	93	93	34	34	90	90								Basili et al., 2013
4125297540	41,5	29,5	41	30		14,5	3	3	93	93	34	34	90	90								Basili et al., 2013
4125297540	41,5	29,5	41	30		14,5	3	3	93	93	34	34	90	90								Basili et al., 2013
4125297540	41,5	29,5	41	30		14,5	3	3	93	93	34	34	90	90								Basili et al., 2013
4125297540	41,5	29,5	41	30		14,5	3	3	93	93	34	34	90	90								Basili et al., 2013
4125297540	41,5	29,5	41	30			17	17	182	182	74	74	3	3	91	91	87	87	164	164	7,6	ISC MT Catalogue
4125302540	41,5	30	41	30,5		14,5	3	3	74	74	34	34	90	90								Basili et al., 2013
4125302540	41,5	30	41	30,5		14,5	6	6	74	74	34	34	90	90								Basili et al., 2013
4125302540	41,5	30	41	30,5		14,5	9	9	74	74	34	34	90	90								Basili et al., 2013
4125302540	41,5	30	41	30,5		14,5	12	12	74	74	34	34	90	90								Basili et al., 2013
4125302540	41,5	30	41	30,5		14,5	15	15	74	74	34	34	90	90								Basili et al., 2013
4125302540	41,5	30	41	30,5		14,5	3	3	74	74	34	34	90	90								Basili et al., 2013
4125302540	41,5	30	41	30,5		14,5	6	6	74	74	34	34	90	90								Basili et al., 2013
4125302540	41,5	30	41	30,5		14,5	9	9	74	74	34	34	90	90								Basili et al., 2013
4125302540	41,5	30	41	30,5		14,5	12	12	74	74	34	34	90	90								Basili et al., 2013
4125302540	41,5	30	41	30,5		14,5	15	15	74	74	34	34	90	90								Basili et al., 2013
4125302540	41,5	30	41	30,5		14,5	3	3	75	75	34	34	90	90								Basili et al., 2013
4125302540	41,5	30	41	30,5		14,5	3	3	75	75	34	34	90	90								Basili et al., 2013
4125302540	41,5	30	41	30,5		14,5	3	3	75	75	34	34	90	90								Basili et al., 2013
4125302540	41,5	30	41	30,5		14,5	6	6	75	75	34	34	90	90								Basili et al., 2013
4125302540	41,5	30	41	30,5		14,5	6	6	75	75	34	34	90	90								Basili et al., 2013
4125302540	41,5	30	41	30,5		14,5	6	6	75	75	34	34	90	90								Basili et al., 2013
4125302540	41,5	30	41	30,5		14,5	9	9	75	75	34	34	90	90								Basili et al., 2013
4125302540	41,5	30	41	30,5		14,5	9	9	75	75	34	34	90	90								Basili et al., 2013
4125302540	41,5	30	41	30,5		14,5	9	9	75	75	34	34	90	90								Basili et al., 2013
4125302540	41,5	30	41	30,5		14,5	9	9	75	75	34	34	90	90								Basili et al., 2013
4125302540	41,5	30	41	30,5		14,5	12	12	75	75	34	34	90	90								Basili et al., 2013
4125302540	41,5	30	41	30,5		14,5	12	12	75	75	34	34	90	90								Basili et al., 2013
4125302540	41,5	30	41	30,5		14,5	12	12	75	75	34	34	90	90								Basili et al., 2013

Table B.1. Compiled moment tensor database for each analysis bin in 0-40 km depth.

4125302540	41,5	30	41	30,5		14,5	15	15	75	75	34	34	90	90									Basili et al., 2013
4125302540	41,5	30	41	30,5		14,5	15	15	75	75	34	34	90	90									Basili et al., 2013
4125302540	41,5	30	41	30,5		14,5	15	15	75	75	34	34	90	90									Basili et al., 2013
4125302540	41,5	30	41	30,5		14,5	15	15	91	91	34	34	90	90									Basili et al., 2013
4125302540	41,5	30	41	30,5		14,5	12	12	91	91	34	34	90	90									Basili et al., 2013
4125302540	41,5	30	41	30,5		14,5	9	9	91	91	34	34	90	90									Basili et al., 2013
4125302540	41,5	30	41	30,5		14,5	6	6	91	91	34	34	90	90									Basili et al., 2013
4125302540	41,5	30	41	30,5		14,5	3	3	91	91	34	34	90	90									Basili et al., 2013
4125302540	41,5	30	41	30,5		14,5	15	15	93	93	34	34	90	90									Basili et al., 2013
4125302540	41,5	30	41	30,5		14,5	15	15	93	93	34	34	90	90									Basili et al., 2013
4125302540	41,5	30	41	30,5		14,5	12	12	93	93	34	34	90	90									Basili et al., 2013
4125302540	41,5	30	41	30,5		14,5	12	12	93	93	34	34	90	90									Basili et al., 2013
4125302540	41,5	30	41	30,5		14,5	9	9	93	93	34	34	90	90									Basili et al., 2013
4125302540	41,5	30	41	30,5		14,5	9	9	93	93	34	34	90	90									Basili et al., 2013
4125302540	41,5	30	41	30,5		14,5	6	6	93	93	34	34	90	90									Basili et al., 2013
4125302540	41,5	30	41	30,5		14,5	6	6	93	93	34	34	90	90									Basili et al., 2013
4125302540	41,5	30	41	30,5		14,5	3	3	93	93	34	34	90	90									Basili et al., 2013
4125302540	41,5	30	41	30,5		14,5	3	3	93	93	34	34	90	90									Basili et al., 2013
4125307540	41,5	30,5	41	31		14,5	12	12	75	75	34	34	90	90									Basili et al., 2013
4125307540	41,5	30,5	41	31		14,5	15	15	75	75	34	34	90	90									Basili et al., 2013
4125307540	41,5	30,5	41	31		14,5	9	9	75	75	34	34	90	90									Basili et al., 2013
4125307540	41,5	30,5	41	31		14,5	9	9	75	75	34	34	90	90									Basili et al., 2013
4125307540	41,5	30,5	41	31		14,5	12	12	75	75	34	34	90	90									Basili et al., 2013
4125307540	41,5	30,5	41	31		14,5	12	12	75	75	34	34	90	90									Basili et al., 2013
4125307540	41,5	30,5	41	31		14,5	9	9	75	75	34	34	90	90									Basili et al., 2013
4125307540	41,5	30,5	41	31		14,5	12	12	75	75	34	34	90	90									Basili et al., 2013
4125307540	41,5	30,5	41	31		14,5	12	12	75	75	34	34	90	90									Basili et al., 2013
4125307540	41,5	30,5	41	31		14,5	15	15	75	75	34	34	90	90									Basili et al., 2013
4125307540	41,5	30,5	41	31		14,5	15	15	75	75	34	34	90	90									Basili et al., 2013
4125307540	41,5	30,5	41	31		14,5	12	12	75	75	34	34	90	90									Basili et al., 2013
4125307540	41,5	30,5	41	31		14,5	15	15	75	75	34	34	90	90									Basili et al., 2013
4125307540	41,5	30,5	41	31		14,5	15	15	75	75	34	34	90	90									Basili et al., 2013
4125307540	41,5	30,5	41	31		14,5	15	15	75	75	34	34	90	90									Basili et al., 2013
4125307540	41,5	30,5	41	31		14,5	6	6	75	75	34	34	90	90									Basili et al., 2013
4125307540	41,5	30,5	41	31		14,5	9	9	75	75	34	34	90	90									Basili et al., 2013
4125307540	41,5	30,5	41	31		14,5	12	12	75	75	34	34	90	90									Basili et al., 2013
4125307540	41,5	30,5	41	31		14,5	15	15	75	75	34	34	90	90									Basili et al., 2013
4125307540	41,5	30,5	41	31		14,5	6	6	75	75	34	34	90	90									Basili et al., 2013
4125307540	41,5	30,5	41	31		14,5	9	9	75	75	34	34	90	90									Basili et al., 2013
4125307540	41,5	30,5	41	31		14,5	12	12	75	75	34	34	90	90									Basili et al., 2013
4125307540	41,5	30,5	41	31		14,5	6	6	75	75	34	34	90	90									Basili et al., 2013
4125307540	41,5	30,5	41	31		14,5	15	15	75	75	34	34	90	90									Basili et al., 2013
4125307540	41,5	30,5	41	31		14,5	9	9	75	75	34	34	90	90									Basili et al., 2013
4125307540	41,5	30,5	41	31		14,5	12	12	75	75	34	34	90	90									Basili et al., 2013
4125307540	41,5	30,5	41	31		14,5	15	15	75	75	34	34	90	90									Basili et al., 2013
4125312540	41,5	31	41	31,5		14,5	15	15	54	54	39	39	90	90									Basili et al., 2013
4125312540	41,5	31	41	31,5		14,5	15	15	71	71	35	35	90	90									Basili et al., 2013
4125312540	41,5	31	41	31,5		14,5	15	15	74	74	34	34	90	90									Basili et al., 2013
4125317540	41,5	31,5	41	32																		6,6	Compiled Historical Catalogue
4125362540	41,5	36	41	36,5		14,5	15	15	147	147	51	51	90	90									Basili et al., 2013
4125362540	41,5	36	41	36,5		14,5	15	15	147	147	51	51	90	90									Basili et al., 2013
4125362540	41,5	36	41	36,5		14,5	12	12	147	147	51	51	90	90									Basili et al., 2013
4125362540	41,5	36	41	36,5		14,5	15	15	147	147	51	51	90	90									Basili et al., 2013
4125362540	41,5	36	41	36,5		14,5	12	12	147	147	51	51	90	90									Basili et al., 2013
4125372540	41,5	37	41	37,5		15	2	2	88	88	30	30	90	90									Basili et al., 2013
4125372540	41,5	37	41	37,5		15	5	5	88	88	30	30	90	90									Basili et al., 2013
4125372540	41,5	37	41	37,5		15	2	2	88	88	30	30	90	90									Basili et al., 2013
4125372540	41,5	37	41	37,5		15	2	2	88	88	30	30	90	90									Basili et al., 2013
4125372540	41,5	37	41	37,5		15	2	2	88	88	30	30	90	90									Basili et al., 2013
4125372540	41,5	37	41	37,5		15	2	2	88	88	30	30	90	90									Basili et al., 2013
4125372540	41,5	37	41	37,5		15	2	2	88	88	30	30	90	90									Basili et al., 2013
4125372540	41,5	37	41	37,5		15	7	7	88	88	30	30	90	90									Basili et al., 2013
4125372540	41,5	37	41	37,5		15	5	5	88	88	30	30	90	90									Basili et al., 2013
4125372540	41,5	37	41	37,5		15	5	5	88	88	30	30	90	90									Basili et al., 2013
4125372540	41,5	37	41	37,5		15	5	5	88	88	30	30	90	90									Basili et al., 2013
4125372540	41,5	37	41	37,5		15	5	5	88	88	30	30	90	90									Basili et al., 2013
4125372540	41,5	37	41	37,5		15	5	5	88	88	30	30	90	90									Basili et al., 2013
4125372540	41,5	37	41	37,5		15	2	2	88	88	30	30	90	90									Basili et al., 2013
4125372540	41,5	37	41	37,5		15	10	10	88	88	30	30	90	90									Basili et al., 2013
4125372540	41,5	37	41	37,5		15	7	7	88	88	30	30	90	90									Basili et al., 2013
4125372540	41,5	37	41	37,5		15	7	7	88	88	30	30	90	90									Basili et al., 2013
4125372540	41,5	37	41	37,5		15	7	7	88	88	30	30	90	90									Basili et al., 2013
4125372540	41,5	37	41	37,5		15	7	7	88	88	30	30	90	90									Basili et al., 2013
4125372540	41,5	37	41	37,5		15	5	5	88	88	30	30	90	90									Basili et al., 2013
4125372540	41,5	37	41	37,5		15	12	12	88	88	30	30	90	90									Basili et al., 2013
4125372540	41,5	37	41	37,5		15	10	10	88	88	30	30	90	90									Basili et al., 2013
4125372540	41,5	37	41	37,5		15	10	10	88	88	30	30	90	90									Basili et al., 2013
4125372540	41,5	37	41	37,5		15	10	10	88	88	30	30	90	90									Basili et al., 2013
4125372540	41,5	37	41	37,5		15	10	10	88	88	30	30	90	90									Basili et al., 2013
4125372540	41,5	37	41	37,5		15	7	7	88	88	30	30	90	90									Basili et al., 2013
4125372540	41,5	37	41	37,5		15	15	15	88	88	30	30	90	90									Basili et al., 2013
4125372540	41,5	37	41	37,5		15	12	12	88	88	30	30	90	90									Basili et al., 2013
4125372540	41,5	37	41	37,5		15	12	12	88	88	30	30	90	90									Basili et al., 2013
4125372540	41,5	37	41	37,5		15	12	12	88	88	30	30	90	90									Basili et al., 2013
4125372540	41,5	37	41	37,5		15	12	12	88	88	30	30	90	90									Basili et al., 2013
4125372540	41,5	37	41	37,5		15	12	12	88	88	30	30	90	90									Basili et al., 2013
4125372540	41,5	37	41	37,5		15	10	10	88	88	30	30	90	90									Basili et al., 2013
4125372540	41,5	37	41	37,5		15	15	15	88	88	30	30	90	90									Basili et al., 2013
4125372540	41,5	37	41	37,5		15	15	15	88	88	30	30	90	90									Basili et al., 2013
4125372540	41,5	37	41	37,5		15	15	15	88	88	30	30	90	90									Basili et al., 2013
4125372540	41,5	37	41	37,5		15	15	15	88	88	30	30	90	90									Basili et al., 2013
4125372540	41,5	37	41	37,5		15	15	15	88	88	30	30	90	90									Basili et al., 2013

Table B.1. Compiled moment tensor database for each analysis bin in 0-40 km depth.

4125372540	41,5	37	41	37,5		15	12	12	88	88	30	30	90	90								Basili et al., 2013
4125372540	41,5	37	41	37,5		15	15	15	88	88	30	30	90	90								Basili et al., 2013
4125377540	41,5	37,5	41	38		15	2	2	88	88	30	30	90	90								Basili et al., 2013
4125377540	41,5	37,5	41	38		15	5	5	88	88	30	30	90	90								Basili et al., 2013
4125377540	41,5	37,5	41	38		15	2	2	88	88	30	30	90	90								Basili et al., 2013
4125377540	41,5	37,5	41	38		15	2	2	88	88	30	30	90	90								Basili et al., 2013
4125377540	41,5	37,5	41	38		15	2	2	88	88	30	30	90	90								Basili et al., 2013
4125377540	41,5	37,5	41	38		15	2	2	88	88	30	30	90	90								Basili et al., 2013
4125377540	41,5	37,5	41	38		15	2	2	88	88	30	30	90	90								Basili et al., 2013
4125377540	41,5	37,5	41	38		15	7	7	88	88	30	30	90	90								Basili et al., 2013
4125377540	41,5	37,5	41	38		15	5	5	88	88	30	30	90	90								Basili et al., 2013
4125377540	41,5	37,5	41	38		15	5	5	88	88	30	30	90	90								Basili et al., 2013
4125377540	41,5	37,5	41	38		15	5	5	88	88	30	30	90	90								Basili et al., 2013
4125377540	41,5	37,5	41	38		15	5	5	88	88	30	30	90	90								Basili et al., 2013
4125377540	41,5	37,5	41	38		15	5	5	88	88	30	30	90	90								Basili et al., 2013
4125377540	41,5	37,5	41	38		15	5	5	88	88	30	30	90	90								Basili et al., 2013
4125377540	41,5	37,5	41	38		15	2	2	88	88	30	30	90	90								Basili et al., 2013
4125377540	41,5	37,5	41	38		15	10	10	88	88	30	30	90	90								Basili et al., 2013
4125377540	41,5	37,5	41	38		15	7	7	88	88	30	30	90	90								Basili et al., 2013
4125377540	41,5	37,5	41	38		15	7	7	88	88	30	30	90	90								Basili et al., 2013
4125377540	41,5	37,5	41	38		15	7	7	88	88	30	30	90	90								Basili et al., 2013
4125377540	41,5	37,5	41	38		15	7	7	88	88	30	30	90	90								Basili et al., 2013
4125377540	41,5	37,5	41	38		15	7	7	88	88	30	30	90	90								Basili et al., 2013
4125377540	41,5	37,5	41	38		15	7	7	88	88	30	30	90	90								Basili et al., 2013
4125377540	41,5	37,5	41	38		15	5	5	88	88	30	30	90	90								Basili et al., 2013
4125377540	41,5	37,5	41	38		15	12	12	88	88	30	30	90	90								Basili et al., 2013
4125377540	41,5	37,5	41	38		15	10	10	88	88	30	30	90	90								Basili et al., 2013
4125377540	41,5	37,5	41	38		15	10	10	88	88	30	30	90	90								Basili et al., 2013
4125377540	41,5	37,5	41	38		15	10	10	88	88	30	30	90	90								Basili et al., 2013
4125377540	41,5	37,5	41	38		15	10	10	88	88	30	30	90	90								Basili et al., 2013
4125377540	41,5	37,5	41	38		15	10	10	88	88	30	30	90	90								Basili et al., 2013
4125377540	41,5	37,5	41	38		15	10	10	88	88	30	30	90	90								Basili et al., 2013
4125377540	41,5	37,5	41	38		15	7	7	88	88	30	30	90	90								Basili et al., 2013
4125377540	41,5	37,5	41	38		15	15	15	88	88	30	30	90	90								Basili et al., 2013
4125377540	41,5	37,5	41	38		15	12	12	88	88	30	30	90	90								Basili et al., 2013
4125377540	41,5	37,5	41	38		15	12	12	88	88	30	30	90	90								Basili et al., 2013
4125377540	41,5	37,5	41	38		15	12	12	88	88	30	30	90	90								Basili et al., 2013
4125377540	41,5	37,5	41	38		15	12	12	88	88	30	30	90	90								Basili et al., 2013
4125377540	41,5	37,5	41	38		15	12	12	88	88	30	30	90	90								Basili et al., 2013
4125377540	41,5	37,5	41	38		15	12	12	88	88	30	30	90	90								Basili et al., 2013
4125377540	41,5	37,5	41	38		15	10	10	88	88	30	30	90	90								Basili et al., 2013
4125377540	41,5	37,5	41	38		15	15	15	88	88	30	30	90	90								Basili et al., 2013
4125377540	41,5	37,5	41	38		15	15	15	88	88	30	30	90	90								Basili et al., 2013
4125377540	41,5	37,5	41	38		15	15	15	88	88	30	30	90	90								Basili et al., 2013
4125377540	41,5	37,5	41	38		15	15	15	88	88	30	30	90	90								Basili et al., 2013
4125377540	41,5	37,5	41	38		15	15	15	88	88	30	30	90	90								Basili et al., 2013
4125377540	41,5	37,5	41	38		15	12	12	88	88	30	30	90	90								Basili et al., 2013
4125377540	41,5	37,5	41	38		15	15	15	88	88	30	30	90	90								Basili et al., 2013
4125382540	41,5	38	41	38,5		14	3	3	80	80	30	30	90	90								Basili et al., 2013
4125382540	41,5	38	41	38,5		14	3	3	80	80	30	30	90	90								Basili et al., 2013
4125382540	41,5	38	41	38,5		14	3	3	80	80	30	30	90	90								Basili et al., 2013
4125382540	41,5	38	41	38,5		14	6	6	80	80	30	30	90	90								Basili et al., 2013
4125382540	41,5	38	41	38,5		14	6	6	80	80	30	30	90	90								Basili et al., 2013
4125382540	41,5	38	41	38,5		14	8	8	80	80	30	30	90	90								Basili et al., 2013
4125382540	41,5	38	41	38,5		14	8	8	80	80	30	30	90	90								Basili et al., 2013
4125382540	41,5	38	41	38,5		14	10	10	80	80	30	30	90	90								Basili et al., 2013
4125382540	41,5	38	41	38,5		14	10	10	80	80	30	30	90	90								Basili et al., 2013
4125382540	41,5	38	41	38,5		14	13	13	80	80	30	30	90	90								Basili et al., 2013
4125382540	41,5	38	41	38,5		14	13	13	80	80	30	30	90	90								Basili et al., 2013
4125382540	41,5	38	41	38,5		14	15	15	80	80	30	30	90	90								Basili et al., 2013
4125382540	41,5	38	41	38,5		14	15	15	80	80	30	30	90	90								Basili et al., 2013
4125382540	41,5	38	41	38,5		15	2	2	88	88	30	30	90	90								Basili et al., 2013
4125382540	41,5	38	41	38,5		15	5	5	88	88	30	30	90	90								Basili et al., 2013
4125382540	41,5	38	41	38,5		15	2	2	88	88	30	30	90	90								Basili et al., 2013
4125382540	41,5	38	41	38,5		15	2	2	88	88	30	30	90	90								Basili et al., 2013
4125382540	41,5	38	41	38,5		15	2	2	88	88	30	30	90	90								Basili et al., 2013
4125382540	41,5	38	41	38,5		15	7	7	88	88	30	30	90	90								Basili et al., 2013
4125382540	41,5	38	41	38,5		15	5	5	88	88	30	30	90	90								Basili et al., 2013
4125382540	41,5	38	41	38,5		15	5	5	88	88	30	30	90	90								Basili et al., 2013
4125382540	41,5	38	41	38,5		15	5	5	88	88	30	30	90	90								Basili et al., 2013
4125382540	41,5	38	41	38,5		15	10	10	88	88	30	30	90	90								Basili et al., 2013
4125382540	41,5	38	41	38,5		15	7	7	88	88	30	30	90	90								Basili et al., 2013
4125382540	41,5	38	41	38,5		15	7	7	88	88	30	30	90	90								Basili et al., 2013
4125382540	41,5	38	41	38,5		15	7	7	88	88	30	30	90	90								Basili et al., 2013
4125382540	41,5	38	41	38,5		15	12	12	88	88	30	30	90	90								Basili et al., 2013
4125382540	41,5	38	41	38,5		15	10	10	88	88	30	30	90	90								Basili et al., 2013
4125382540	41,5	38	41	38,5		15	10	10	88	88	30	30	90	90								Basili et al., 2013
4125382540	41,5	38	41	38,5		15	10	10	88	88	30	30	90	90								Basili et al., 2013
4125382540	41,5	38	41	38,5		15	15	15	88	88	30	30	90	90								Basili et al., 2013
4125382540	41,5	38	41	38,5		15	12	12	88	88	30	30	90	90								Basili et al., 2013
4125382540	41,5	38	41	38,5		15	12	12	88	88	30	30	90	90								Basili et al., 2013
4125382540	41,5	38	41	38,5		15	12	12	88	88	30	30	90	90								Basili et al., 2013
4125382540	41,5	38	41	38,5		15	15	15	88	88	30	30	90	90								Basili et al., 2013
4125382540	41,5	38	41	38,5		15	15	15	88	88	30	30	90	90								Basili et al., 2013
4125382540	41,5	38	41	38,5		15	15	15	88	88	30	30	90	90								Basili et al., 2013
4125387540	41,5	38,5	41	39		14	3	3	80	80	30	30	90	90								Basili et al., 2013
4125387540	41,5	38,5	41	39		14	3	3	80	80	30	30	90	90								Basili et al., 2013
4125387540	41,5	38,5	41	39		14	3	3	80	80	30	30	90	90								Basili et al., 2013
4125387540	41,5	38,5	41	39		14	3	3	80	80	30	30	90	90								Basili et al., 2013
4125387540	41,5	38,5	41	39		14	3	3	80	80	30	30	90	90								Basili et al., 2013
4125387540	41,5	38,5	41	39		14	6	6	80	80	30	30	90	90								Basili et al., 2013
4125387540	41,5	38,5	41	39		14	6	6	80	80	30	30	90	90								Basili et al., 2013

Table B.1. Compiled moment tensor database for each analysis bin in 0-40 km depth.

4125387540	41,5	38,5	41	39		14	3	3	80	80	30	30	90	90								Basili et al., 2013
4125387540	41,5	38,5	41	39		14	6	6	80	80	30	30	90	90								Basili et al., 2013
4125387540	41,5	38,5	41	39		14	3	3	80	80	30	30	90	90								Basili et al., 2013
4125387540	41,5	38,5	41	39		14	3	3	80	80	30	30	90	90								Basili et al., 2013
4125387540	41,5	38,5	41	39		14	6	6	80	80	30	30	90	90								Basili et al., 2013
4125387540	41,5	38,5	41	39		14	6	6	80	80	30	30	90	90								Basili et al., 2013
4125387540	41,5	38,5	41	39		14	6	6	80	80	30	30	90	90								Basili et al., 2013
4125387540	41,5	38,5	41	39		14	8	8	80	80	30	30	90	90								Basili et al., 2013
4125387540	41,5	38,5	41	39		14	8	8	80	80	30	30	90	90								Basili et al., 2013
4125387540	41,5	38,5	41	39		14	6	6	80	80	30	30	90	90								Basili et al., 2013
4125387540	41,5	38,5	41	39		14	8	8	80	80	30	30	90	90								Basili et al., 2013
4125387540	41,5	38,5	41	39		14	8	8	80	80	30	30	90	90								Basili et al., 2013
4125387540	41,5	38,5	41	39		14	8	8	80	80	30	30	90	90								Basili et al., 2013
4125387540	41,5	38,5	41	39		14	6	6	80	80	30	30	90	90								Basili et al., 2013
4125387540	41,5	38,5	41	39		14	6	6	80	80	30	30	90	90								Basili et al., 2013
4125387540	41,5	38,5	41	39		14	10	10	80	80	30	30	90	90								Basili et al., 2013
4125387540	41,5	38,5	41	39		14	10	10	80	80	30	30	90	90								Basili et al., 2013
4125387540	41,5	38,5	41	39		14	8	8	80	80	30	30	90	90								Basili et al., 2013
4125387540	41,5	38,5	41	39		14	10	10	80	80	30	30	90	90								Basili et al., 2013
4125387540	41,5	38,5	41	39		14	8	8	80	80	30	30	90	90								Basili et al., 2013
4125387540	41,5	38,5	41	39		14	8	8	80	80	30	30	90	90								Basili et al., 2013
4125387540	41,5	38,5	41	39		14	10	10	80	80	30	30	90	90								Basili et al., 2013
4125387540	41,5	38,5	41	39		14	10	10	80	80	30	30	90	90								Basili et al., 2013
4125387540	41,5	38,5	41	39		14	13	13	80	80	30	30	90	90								Basili et al., 2013
4125387540	41,5	38,5	41	39		14	13	13	80	80	30	30	90	90								Basili et al., 2013
4125387540	41,5	38,5	41	39		14	10	10	80	80	30	30	90	90								Basili et al., 2013
4125387540	41,5	38,5	41	39		14	13	13	80	80	30	30	90	90								Basili et al., 2013
4125387540	41,5	38,5	41	39		14	10	10	80	80	30	30	90	90								Basili et al., 2013
4125387540	41,5	38,5	41	39		14	10	10	80	80	30	30	90	90								Basili et al., 2013
4125387540	41,5	38,5	41	39		14	15	15	80	80	30	30	90	90								Basili et al., 2013
4125387540	41,5	38,5	41	39		14	13	13	80	80	30	30	90	90								Basili et al., 2013
4125387540	41,5	38,5	41	39		14	13	13	80	80	30	30	90	90								Basili et al., 2013
4125387540	41,5	38,5	41	39		14	15	15	80	80	30	30	90	90								Basili et al., 2013
4125387540	41,5	38,5	41	39		14	15	15	80	80	30	30	90	90								Basili et al., 2013
4125387540	41,5	38,5	41	39		14	15	15	80	80	30	30	90	90								Basili et al., 2013
4125387540	41,5	38,5	41	39		14	13	13	80	80	30	30	90	90								Basili et al., 2013
4125387540	41,5	38,5	41	39		14	13	13	80	80	30	30	90	90								Basili et al., 2013
4125387540	41,5	38,5	41	39		14	15	15	80	80	30	30	90	90								Basili et al., 2013
4125387540	41,5	38,5	41	39		14	15	15	80	80	30	30	90	90								Basili et al., 2013
4125387540	41,5	38,5	41	39		14	15	15	80	80	30	30	90	90								Basili et al., 2013
4125387540	41,5	38,5	41	39		14	15	15	80	80	30	30	90	90								Basili et al., 2013
4125392540	41,5	39	41	39,5		14	3	3	80	80	30	30	90	90								Basili et al., 2013
4125392540	41,5	39	41	39,5		14	3	3	80	80	30	30	90	90								Basili et al., 2013
4125392540	41,5	39	41	39,5		14	3	3	80	80	30	30	90	90								Basili et al., 2013
4125392540	41,5	39	41	39,5		14	3	3	80	80	30	30	90	90								Basili et al., 2013
4125392540	41,5	39	41	39,5		14	3	3	80	80	30	30	90	90								Basili et al., 2013
4125392540	41,5	39	41	39,5		14	6	6	80	80	30	30	90	90								Basili et al., 2013
4125392540	41,5	39	41	39,5		14	6	6	80	80	30	30	90	90								Basili et al., 2013
4125392540	41,5	39	41	39,5		14	6	6	80	80	30	30	90	90								Basili et al., 2013
4125392540	41,5	39	41	39,5		14	6	6	80	80	30	30	90	90								Basili et al., 2013
4125392540	41,5	39	41	39,5		14	8	8	80	80	30	30	90	90								Basili et al., 2013
4125392540	41,5	39	41	39,5		14	8	8	80	80	30	30	90	90								Basili et al., 2013
4125392540	41,5	39	41	39,5		14	8	8	80	80	30	30	90	90								Basili et al., 2013
4125392540	41,5	39	41	39,5		14	8	8	80	80	30	30	90	90								Basili et al., 2013
4125392540	41,5	39	41	39,5		14	8	8	80	80	30	30	90	90								Basili et al., 2013
4125392540	41,5	39	41	39,5		14	10	10	80	80	30	30	90	90								Basili et al., 2013
4125392540	41,5	39	41	39,5		14	10	10	80	80	30	30	90	90								Basili et al., 2013
4125392540	41,5	39	41	39,5		14	10	10	80	80	30	30	90	90								Basili et al., 2013
4125392540	41,5	39	41	39,5		14	10	10	80	80	30	30	90	90								Basili et al., 2013
4125392540	41,5	39	41	39,5		14	10	10	80	80	30	30	90	90								Basili et al., 2013
4125392540	41,5	39	41	39,5		14	13	13	80	80	30	30	90	90								Basili et al., 2013
4125392540	41,5	39	41	39,5		14	13	13	80	80	30	30	90	90								Basili et al., 2013
4125392540	41,5	39	41	39,5		14	13	13	80	80	30	30	90	90								Basili et al., 2013
4125392540	41,5	39	41	39,5		14	13	13	80	80	30	30	90	90								Basili et al., 2013
4125392540	41,5	39	41	39,5		14	13	13	80	80	30	30	90	90								Basili et al., 2013
4125392540	41,5	39	41	39,5		14	15	15	80	80	30	30	90	90								Basili et al., 2013
4125392540	41,5	39	41	39,5		14	15	15	80	80	30	30	90	90								Basili et al., 2013
4125392540	41,5	39	41	39,5		14	15	15	80	80	30	30	90	90								Basili et al., 2013
4125392540	41,5	39	41	39,5		14	15	15	80	80	30	30	90	90								Basili et al., 2013
4125392540	41,5	39	41	39,5		14	15	15	80	80	30	30	90	90								Basili et al., 2013
4125392540	41,5	39	41	39,5		14,5	3	3	83	83	30	30	90	90								Basili et al., 2013
4125392540	41,5	39	41	39,5		14,5	3	3	83	83	30	30	90	90								Basili et al., 2013
4125392540	41,5	39	41	39,5		14,5	5	5	83	83	30	30	90	90								Basili et al., 2013
4125392540	41,5	39	41	39,5		14,5	5	5	83	83	30	30	90	90								Basili et al., 2013
4125392540	41,5	39	41	39,5		14,5	8	8	83	83	30	30	90	90								Basili et al., 2013
4125392540	41,5	39	41	39,5		14,5	8	8	83	83	30	30	90	90								Basili et al., 2013
4125392540	41,5	39	41	39,5		14,5	10	10	83	83	30	30	90	90								Basili et al., 2013
4125392540	41,5	39	41	39,5		14,5	10	10	83	83	30	30	90	90								Basili et al., 2013
4125392540	41,5	39	41	39,5		14,5	12	12	83	83	30	30	90	90								Basili et al., 2013
4125392540	41,5	39	41	39,5		14,5	12	12	83	83	30	30	90	90								Basili et al., 2013
4125392540	41,5	39	41	39,5		14,5	15	15	83	83	30	30	90	90								Basili et al., 2013
4125392540	41,5	39	41	39,5		14,5	15	15	83	83	30	30	90	90								Basili et al., 2013
4125397540	41,5	39,5	41	40		14,5	3	3	83	83	30	30	90	90								Basili et al., 2013
4125397540	41,5	39,5	41	40		14,5	3	3	83	83	30	30	90	90								Basili et al., 2013
4125397540	41,5	39,5	41	40		14,5	3	3	83	83	30	30	90	90								Basili et al., 2013
4125397540	41,5	39,5	41	40		14,5	3	3	83	83	30	30	90	90								Basili et al., 2013
4125397540	41,5	39,5	41	40		14,5	3	3	83	83	30	30	90	90								Basili et al., 2013

Table B.1. Compiled moment tensor database for each analysis bin in 0-40 km depth.

4125397540	41,5	39,5	41	40		14,5	3	3	83	83	30	30	90	90									Basili et al., 2013
4125397540	41,5	39,5	41	40		14,5	5	5	83	83	30	30	90	90									Basili et al., 2013
4125397540	41,5	39,5	41	40		14,5	5	5	83	83	30	30	90	90									Basili et al., 2013
4125397540	41,5	39,5	41	40		14,5	5	5	83	83	30	30	90	90									Basili et al., 2013
4125397540	41,5	39,5	41	40		14,5	3	3	83	83	30	30	90	90									Basili et al., 2013
4125397540	41,5	39,5	41	40		14,5	5	5	83	83	30	30	90	90									Basili et al., 2013
4125397540	41,5	39,5	41	40		14,5	5	5	83	83	30	30	90	90									Basili et al., 2013
4125397540	41,5	39,5	41	40		14,5	5	5	83	83	30	30	90	90									Basili et al., 2013
4125397540	41,5	39,5	41	40		14,5	5	5	83	83	30	30	90	90									Basili et al., 2013
4125397540	41,5	39,5	41	40		14,5	8	8	83	83	30	30	90	90									Basili et al., 2013
4125397540	41,5	39,5	41	40		14,5	8	8	83	83	30	30	90	90									Basili et al., 2013
4125397540	41,5	39,5	41	40		14,5	8	8	83	83	30	30	90	90									Basili et al., 2013
4125397540	41,5	39,5	41	40		14,5	5	5	83	83	30	30	90	90									Basili et al., 2013
4125397540	41,5	39,5	41	40		14,5	8	8	83	83	30	30	90	90									Basili et al., 2013
4125397540	41,5	39,5	41	40		14,5	8	8	83	83	30	30	90	90									Basili et al., 2013
4125397540	41,5	39,5	41	40		14,5	8	8	83	83	30	30	90	90									Basili et al., 2013
4125397540	41,5	39,5	41	40		14,5	8	8	83	83	30	30	90	90									Basili et al., 2013
4125397540	41,5	39,5	41	40		14,5	10	10	83	83	30	30	90	90									Basili et al., 2013
4125397540	41,5	39,5	41	40		14,5	10	10	83	83	30	30	90	90									Basili et al., 2013
4125397540	41,5	39,5	41	40		14,5	10	10	83	83	30	30	90	90									Basili et al., 2013
4125397540	41,5	39,5	41	40		14,5	8	8	83	83	30	30	90	90									Basili et al., 2013
4125397540	41,5	39,5	41	40		14,5	10	10	83	83	30	30	90	90									Basili et al., 2013
4125397540	41,5	39,5	41	40		14,5	10	10	83	83	30	30	90	90									Basili et al., 2013
4125397540	41,5	39,5	41	40		14,5	10	10	83	83	30	30	90	90									Basili et al., 2013
4125397540	41,5	39,5	41	40		14,5	10	10	83	83	30	30	90	90									Basili et al., 2013
4125397540	41,5	39,5	41	40		14,5	12	12	83	83	30	30	90	90									Basili et al., 2013
4125397540	41,5	39,5	41	40		14,5	12	12	83	83	30	30	90	90									Basili et al., 2013
4125397540	41,5	39,5	41	40		14,5	12	12	83	83	30	30	90	90									Basili et al., 2013
4125397540	41,5	39,5	41	40		14,5	10	10	83	83	30	30	90	90									Basili et al., 2013
4125397540	41,5	39,5	41	40		14,5	12	12	83	83	30	30	90	90									Basili et al., 2013
4125397540	41,5	39,5	41	40		14,5	12	12	83	83	30	30	90	90									Basili et al., 2013
4125397540	41,5	39,5	41	40		14,5	12	12	83	83	30	30	90	90									Basili et al., 2013
4125397540	41,5	39,5	41	40		14,5	12	12	83	83	30	30	90	90									Basili et al., 2013
4125397540	41,5	39,5	41	40		14,5	15	15	83	83	30	30	90	90									Basili et al., 2013
4125397540	41,5	39,5	41	40		14,5	15	15	83	83	30	30	90	90									Basili et al., 2013
4125397540	41,5	39,5	41	40		14,5	15	15	83	83	30	30	90	90									Basili et al., 2013
4125397540	41,5	39,5	41	40		14,5	12	12	83	83	30	30	90	90									Basili et al., 2013
4125397540	41,5	39,5	41	40		14,5	15	15	83	83	30	30	90	90									Basili et al., 2013
4125397540	41,5	39,5	41	40		14,5	15	15	83	83	30	30	90	90									Basili et al., 2013
4125397540	41,5	39,5	41	40		14,5	15	15	83	83	30	30	90	90									Basili et al., 2013
4125397540	41,5	39,5	41	40		14,5	15	15	83	83	30	30	90	90									Basili et al., 2013
4125397540	41,5	39,5	41	40		14,5	15	15	83	83	30	30	90	90									Basili et al., 2013
4125402540	41,5	40	41	40,5		14,5	3	3	83	83	30	30	90	90									Basili et al., 2013
4125402540	41,5	40	41	40,5		14,5	3	3	83	83	30	30	90	90									Basili et al., 2013
4125402540	41,5	40	41	40,5		14,5	3	3	83	83	30	30	90	90									Basili et al., 2013
4125402540	41,5	40	41	40,5		14,5	3	3	83	83	30	30	90	90									Basili et al., 2013
4125402540	41,5	40	41	40,5		14,5	5	5	83	83	30	30	90	90									Basili et al., 2013
4125402540	41,5	40	41	40,5		14,5	3	3	83	83	30	30	90	90									Basili et al., 2013
4125402540	41,5	40	41	40,5		14,5	3	3	83	83	30	30	90	90									Basili et al., 2013
4125402540	41,5	40	41	40,5		14,5	3	3	83	83	30	30	90	90									Basili et al., 2013
4125402540	41,5	40	41	40,5		14,5	5	5	83	83	30	30	90	90									Basili et al., 2013
4125402540	41,5	40	41	40,5		14,5	5	5	83	83	30	30	90	90									Basili et al., 2013
4125402540	41,5	40	41	40,5		14,5	5	5	83	83	30	30	90	90									Basili et al., 2013
4125402540	41,5	40	41	40,5		14,5	5	5	83	83	30	30	90	90									Basili et al., 2013
4125402540	41,5	40	41	40,5		14,5	8	8	83	83	30	30	90	90									Basili et al., 2013
4125402540	41,5	40	41	40,5		14,5	5	5	83	83	30	30	90	90									Basili et al., 2013
4125402540	41,5	40	41	40,5		14,5	5	5	83	83	30	30	90	90									Basili et al., 2013
4125402540	41,5	40	41	40,5		14,5	5	5	83	83	30	30	90	90									Basili et al., 2013
4125402540	41,5	40	41	40,5		14,5	8	8	83	83	30	30	90	90									Basili et al., 2013
4125402540	41,5	40	41	40,5		14,5	8	8	83	83	30	30	90	90									Basili et al., 2013
4125402540	41,5	40	41	40,5		14,5	8	8	83	83	30	30	90	90									Basili et al., 2013
4125402540	41,5	40	41	40,5		14,5	10	10	83	83	30	30	90	90									Basili et al., 2013
4125402540	41,5	40	41	40,5		14,5	8	8	83	83	30	30	90	90									Basili et al., 2013
4125402540	41,5	40	41	40,5		14,5	8	8	83	83	30	30	90	90									Basili et al., 2013
4125402540	41,5	40	41	40,5		14,5	8	8	83	83	30	30	90	90									Basili et al., 2013
4125402540	41,5	40	41	40,5		14,5	10	10	83	83	30	30	90	90									Basili et al., 2013
4125402540	41,5	40	41	40,5		14,5	10	10	83	83	30	30	90	90									Basili et al., 2013
4125402540	41,5	40	41	40,5		14,5	10	10	83	83	30	30	90	90									Basili et al., 2013
4125402540	41,5	40	41	40,5		14,5	10	10	83	83	30	30	90	90									Basili et al., 2013
4125402540	41,5	40	41	40,5		14,5	12	12	83	83	30	30	90	90									Basili et al., 2013
4125402540	41,5	40	41	40,5		14,5	10	10	83	83	30	30	90	90									Basili et al., 2013
4125402540	41,5	40	41	40,5		14,5	10	10	83	83	30	30	90	90									Basili et al., 2013
4125402540	41,5	40	41	40,5		14,5	12	12	83	83	30	30	90	90									Basili et al., 2013
4125402540	41,5	40	41	40,5		14,5	12	12	83	83	30	30	90	90									Basili et al., 2013
4125402540	41,5	40	41	40,5		14,5	12	12	83	83	30	30	90	90									Basili et al., 2013
4125402540	41,5	40	41	40,5		14,5	12	12	83	83	30	30	90	90									Basili et al., 2013
4125402540	41,5	40	41	40,5		14,5	15	15	83	83	30	30	90	90									Basili et al., 2013
4125402540	41,5	40	41	40,5		14,5	12	12	83	83	30	30	90	90									Basili et al., 2013
4125402540	41,5	40	41	40,5		14,5	12	12	83	83	30	30	90	90									Basili et al., 2013
4125402540	41,5	40	41	40,5		14,5	15	15	83	83	30	30	90	90									Basili et al., 2013
4125402540	41,5	40	41	40,5		14,5	15	15	83	83	30	30	90	90									Basili et al., 2013
4125402540	41,5	40	41	40,5		14,5	15	15	83	83	30	30	90	90									Basili et al., 2013
4125402540	41,5	40	41	40,5		14,5	15	15	83	83	30	30	90	90									Basili et al., 2013
4125402540	41,5	40	41	40,5		14,5	15	15	83	83	30	30	90	90									Basili et al., 2013
4125402540	41,5	40	41	40,5			29	29	301	301	87	87	171	171								4,8	Kalafat MT Catalogue
4125407540	41,5	40,5	41	41		15	2	2	49	49	30	30	90	90									Basili et al., 2013
4125407540	41,5	40,5	41	41		15	2	2	49	49	30	30	90	90									Basili et al., 2013
4125407540	41,5	40,5	41	41		15	2	2	49	49	30	30	90	90									Basili et al., 2013

Table B.1. Compiled moment tensor database for each analysis bin in 0-40 km depth.

4125407540	41,5	40,5	41	41		15	5	5	49	49	30	30	90	90									Basili et al., 2013
4125407540	41,5	40,5	41	41		15	2	2	49	49	30	30	90	90									Basili et al., 2013
4125407540	41,5	40,5	41	41		15	5	5	49	49	30	30	90	90									Basili et al., 2013
4125407540	41,5	40,5	41	41		15	2	2	49	49	30	30	90	90									Basili et al., 2013
4125407540	41,5	40,5	41	41		15	5	5	49	49	30	30	90	90									Basili et al., 2013
4125407540	41,5	40,5	41	41		15	2	2	49	49	30	30	90	90									Basili et al., 2013
4125407540	41,5	40,5	41	41		15	7	7	49	49	30	30	90	90									Basili et al., 2013
4125407540	41,5	40,5	41	41		15	5	5	49	49	30	30	90	90									Basili et al., 2013
4125407540	41,5	40,5	41	41		15	2	2	49	49	30	30	90	90									Basili et al., 2013
4125407540	41,5	40,5	41	41		15	7	7	49	49	30	30	90	90									Basili et al., 2013
4125407540	41,5	40,5	41	41		15	5	5	49	49	30	30	90	90									Basili et al., 2013
4125407540	41,5	40,5	41	41		15	7	7	49	49	30	30	90	90									Basili et al., 2013
4125407540	41,5	40,5	41	41		15	5	5	49	49	30	30	90	90									Basili et al., 2013
4125407540	41,5	40,5	41	41		15	10	10	49	49	30	30	90	90									Basili et al., 2013
4125407540	41,5	40,5	41	41		15	7	7	49	49	30	30	90	90									Basili et al., 2013
4125407540	41,5	40,5	41	41		15	10	10	49	49	30	30	90	90									Basili et al., 2013
4125407540	41,5	40,5	41	41		15	7	7	49	49	30	30	90	90									Basili et al., 2013
4125407540	41,5	40,5	41	41		15	12	12	49	49	30	30	90	90									Basili et al., 2013
4125407540	41,5	40,5	41	41		15	10	10	49	49	30	30	90	90									Basili et al., 2013
4125407540	41,5	40,5	41	41		15	12	12	49	49	30	30	90	90									Basili et al., 2013
4125407540	41,5	40,5	41	41		15	10	10	49	49	30	30	90	90									Basili et al., 2013
4125407540	41,5	40,5	41	41		15	12	12	49	49	30	30	90	90									Basili et al., 2013
4125407540	41,5	40,5	41	41		15	15	15	49	49	30	30	90	90									Basili et al., 2013
4125407540	41,5	40,5	41	41		15	12	12	49	49	30	30	90	90									Basili et al., 2013
4125407540	41,5	40,5	41	41		15	15	15	49	49	30	30	90	90									Basili et al., 2013
4125407540	41,5	40,5	41	41		15	15	15	49	49	30	30	90	90									Basili et al., 2013
4125412540	41,5	41	41	41,5		15	2	2	49	49	30	30	90	90									Basili et al., 2013
4125412540	41,5	41	41	41,5		15	5	5	49	49	30	30	90	90									Basili et al., 2013
4125412540	41,5	41	41	41,5		15	2	2	49	49	30	30	90	90									Basili et al., 2013
4125412540	41,5	41	41	41,5		15	7	7	49	49	30	30	90	90									Basili et al., 2013
4125412540	41,5	41	41	41,5		15	5	5	49	49	30	30	90	90									Basili et al., 2013
4125412540	41,5	41	41	41,5		15	2	2	49	49	30	30	90	90									Basili et al., 2013
4125412540	41,5	41	41	41,5		15	10	10	49	49	30	30	90	90									Basili et al., 2013
4125412540	41,5	41	41	41,5		15	7	7	49	49	30	30	90	90									Basili et al., 2013
4125412540	41,5	41	41	41,5		15	5	5	49	49	30	30	90	90									Basili et al., 2013
4125412540	41,5	41	41	41,5		15	12	12	49	49	30	30	90	90									Basili et al., 2013
4125412540	41,5	41	41	41,5		15	2	2	49	49	30	30	90	90									Basili et al., 2013
4125412540	41,5	41	41	41,5		15	10	10	49	49	30	30	90	90									Basili et al., 2013
4125412540	41,5	41	41	41,5		15	7	7	49	49	30	30	90	90									Basili et al., 2013
4125412540	41,5	41	41	41,5		15	5	5	49	49	30	30	90	90									Basili et al., 2013
4125412540	41,5	41	41	41,5		15	12	12	49	49	30	30	90	90									Basili et al., 2013
4125412540	41,5	41	41	41,5		15	10	10	49	49	30	30	90	90									Basili et al., 2013
4125412540	41,5	41	41	41,5		15	7	7	49	49	30	30	90	90									Basili et al., 2013
4125412540	41,5	41	41	41,5		15	5	5	49	49	30	30	90	90									Basili et al., 2013
4125412540	41,5	41	41	41,5		15	12	12	49	49	30	30	90	90									Basili et al., 2013
4125412540	41,5	41	41	41,5		15	10	10	49	49	30	30	90	90									Basili et al., 2013
4125412540	41,5	41	41	41,5		15	7	7	49	49	30	30	90	90									Basili et al., 2013
4125412540	41,5	41	41	41,5		15	5	5	49	49	30	30	90	90									Basili et al., 2013
4125412540	41,5	41	41	41,5		15	15	15	49	49	30	30	90	90									Basili et al., 2013
4125412540	41,5	41	41	41,5		15	12	12	49	49	30	30	90	90									Basili et al., 2013
4125412540	41,5	41	41	41,5		15	10	10	49	49	30	30	90	90									Basili et al., 2013
4125412540	41,5	41	41	41,5		15	7	7	49	49	30	30	90	90									Basili et al., 2013
4125412540	41,5	41	41	41,5		15	15	15	49	49	30	30	90	90									Basili et al., 2013
4125412540	41,5	41	41	41,5		15	12	12	49	49	30	30	90	90									Basili et al., 2013
4125412540	41,5	41	41	41,5		15	10	10	49	49	30	30	90	90									Basili et al., 2013
4125412540	41,5	41	41	41,5		15	7	7	49	49	30	30	90	90									Basili et al., 2013
4125412540	41,5	41	41	41,5		15	15	15	49	49	30	30	90	90									Basili et al., 2013
4125412540	41,5	41	41	41,5		15	12	12	49	49	30	30	90	90									Basili et al., 2013
4125412540	41,5	41	41	41,5		15	10	10	49	49	30	30	90	90									Basili et al., 2013
4125412540	41,5	41	41	41,5		15	15	15	49	49	30	30	90	90									Basili et al., 2013
4125412540	41,5	41	41	41,5		15	12	12	49	49	30	30	90	90									Basili et al., 2013
4125412540	41,5	41	41	41,5		15	10	10	49	49	30	30	90	90									Basili et al., 2013
4125412540	41,5	41	41	41,5		15	15	15	49	49	30	30	90	90									Basili et al., 2013
4125412540	41,5	41	41	41,5		15	12	12	49	49	30	30	90	90									Basili et al., 2013
4125412540	41,5	41	41	41,5		15	15	15	49	49	30	30	90	90									Basili et al., 2013
4125412540	41,5	41	41	41,5		15	15	15	49	49	30	30	90	90									Basili et al., 2013
4075227540	41	22,5	40,5	23			6	34	68	92	34	60	231	297								8	Sorensen et al., 2012
4075227540	41	22,5	40,5	23			6	34	70	76	57	89	181	215								8	Sorensen et al., 2012
4075227540	41	22,5	40,5	23			6	34	216	250	64	88	160	176								8	Sorensen et al., 2012
4075227540	41	22,5	40,5	23			6	34	235	251	69	77	186	204								8	Sorensen et al., 2012
4075227540	41	22,5	40,5	23			6	34	252	286	40	54	221	291								8	Sorensen et al., 2012
4075227540	41	22,5	40,5	23																		7	Compiled Historical Catalogue
4075237540	41	23,5	40,5	24			0	0	20	20	85	85	230	230								3,7	Vamvakaris et al., 2006
4075237540	41	23,5	40,5	24			0	0	40	40	60	60	270	270								3,8	Vamvakaris et al., 2006
4075237540	41	23,5	40,5	24			0	0	52	52	60	60	150	150								2,8	Vamvakaris et al., 2006
4075237540	41	23,5	40,5	24			0	0	52	52	60	60	150	150								2,8	Vamvakaris et al., 2006
4075237540	41	23,5	40,5	24			0	0	52	52	60	60	150	150								2,8	Vamvakaris et al., 2006
4075237540	41	23,5	40,5	24			6	34	68	92	34	60	231	297								8	Sorensen et al., 2012
4075237540	41	23,5	40,5	24			0	0	69	69	70	70	191	191								2,6	Vamvakaris et al., 2006
4075237540	41	23,5	40,5	24			0	0	69	69	70	70	191	191								2,6	Vamvakaris et al., 2006

Table B.1. Compiled moment tensor database for each analysis bin in 0-40 km depth.

4075237540	41	23,5	40,5	24			0	0	69	69	70	70	191	191								2,6	Vamvakaris et al., 2006
4075237540	41	23,5	40,5	24			6	34	70	76	57	89	181	215								8	Sorensen et al., 2012
4075237540	41	23,5	24	40,5			15	15	72	72	73	73	192	192	338	338	79	79	343	343		5,1	EMMA
4075237540	41	23,5	24	40,5			3	3	72	72	73	73	192	192	338	338	79	79	343	343		5	EMMA
4075237540	41	23,5	40,5	24			14	14	72	72	73	73	192	192	338	338	78	78	343	343		5,1	ISC MT Catalogue
4075237540	41	23,5	40,5	24			14	14	72	72	73	73	192	192								4,9	Dziewonski et al., 1981
4075237540	41	23,5	40,5	24			0	0	75	75	25	25	280	280								3,5	Vamvakaris et al., 2006
4075237540	41	23,5	40,5	24			0	0	80	80	75	75	290	290								4,7	Vamvakaris et al., 2006
4075237540	41	23,5	24	40,5			12	12	84	84	66	66	257	257	294	294	27	27	297	297		5,2	EMMA
4075237540	41	23,5	40,5	24			10	14	84	84	66	66	257	257	294	294	27	27	257	257			Kiratzi and Louvari, 2003
4075237540	41	23,5	40,5	24			0	0	85	85	85	85	300	300								4,3	Vamvakaris et al., 2006
4075237540	41	23,5	40,5	24			22	22	90	90	66	66	276	276	256	256	25	25	258	258		4,4	ISC MT Catalogue
4075237540	41	23,5	40,5	24					90	90	53	53	267	267									Moratto et al., 2007
4075237540	41	23,5	40,5	24		17	2	2	90	90	72	72	280	280								7	Basili et al., 2013
4075237540	41	23,5	40,5	24		17	2	2	90	90	72	72	280	280								7	Basili et al., 2013
4075237540	41	23,5	40,5	24			0	0	98	98	46	46	298	298								2,2	Vamvakaris et al., 2006
4075237540	41	23,5	40,5	24			0	0	98	98	46	46	298	298								2,2	Vamvakaris et al., 2006
4075237540	41	23,5	40,5	24			0	0	98	98	46	46	298	298								2,2	Vamvakaris et al., 2006
4075237540	41	23,5	40,5	24		17	2	2	98	98	72	72	280	280								7	Basili et al., 2013
4075237540	41	23,5	40,5	24			0	0	100	100	60	60	280	280								3,8	Vamvakaris et al., 2006
4075237540	41	23,5	40,5	24			0	0	100	100	40	40	280	280								3,8	Vamvakaris et al., 2006
4075237540	41	23,5	40,5	24			0	0	100	100	25	25	300	300								3,8	Vamvakaris et al., 2006
4075237540	41	23,5	40,5	24		17	6	6	102	102	72	72	280	280								7	Basili et al., 2013
4075237540	41	23,5	40,5	24		17	2	2	102	102	72	72	280	280								7	Basili et al., 2013
4075237540	41	23,5	40,5	24			0	0	105	105	40	40	260	260								4,5	Vamvakaris et al., 2006
4075237540	41	23,5	40,5	24			0	0	105	105	15	15	310	310								4,1	Vamvakaris et al., 2006
4075237540	41	23,5	40,5	24			0	0	106	106	47	47	306	306								2,4	Vamvakaris et al., 2006
4075237540	41	23,5	40,5	24			0	0	106	106	47	47	306	306								2,4	Vamvakaris et al., 2006
4075237540	41	23,5	40,5	24			0	0	106	106	47	47	306	306								2,4	Vamvakaris et al., 2006
4075237540	41	23,5	40,5	24			0	0	110	110	40	40	290	290								4,6	Vamvakaris et al., 2006
4075237540	41	23,5	40,5	24			0	0	115	115	45	45	290	290								4,3	Vamvakaris et al., 2006
4075237540	41	23,5	40,5	24		17	11	11	118	118	72	72	280	280								7	Basili et al., 2013
4075237540	41	23,5	40,5	24		17	6	6	118	118	72	72	280	280								7	Basili et al., 2013
4075237540	41	23,5	40,5	24		17	2	2	118	118	72	72	280	280								7	Basili et al., 2013
4075237540	41	23,5	40,5	24			0	0	120	120	60	60	290	290								5,1	Vamvakaris et al., 2006
4075237540	41	23,5	40,5	24			0	0	121	121	28	28	313	313								2,7	Vamvakaris et al., 2006
4075237540	41	23,5	40,5	24			0	0	121	121	28	28	313	313								2,7	Vamvakaris et al., 2006
4075237540	41	23,5	40,5	24			0	0	121	121	28	28	313	313								2,7	Vamvakaris et al., 2006
4075237540	41	23,5	40,5	24		17	15	15	127	127	73	73	280	280								7	Basili et al., 2013
4075237540	41	23,5	40,5	24		17	11	11	127	127	73	73	280	280								7	Basili et al., 2013
4075237540	41	23,5	40,5	24		17	6	6	127	127	73	73	280	280								7	Basili et al., 2013
4075237540	41	23,5	40,5	24		17	2	2	127	127	73	73	280	280								7	Basili et al., 2013
4075237540	41	23,5	40,5	24			0	0	130	130	55	55	50	50								3,3	Vamvakaris et al., 2006
4075237540	41	23,5	40,5	24			0	0	130	130	50	50	280	280								3,8	Vamvakaris et al., 2006
4075237540	41	23,5	40,5	24			0	0	130	130	30	30	300	300								3,6	Vamvakaris et al., 2006
4075237540	41	23,5	40,5	24			0	0	145	145	25	25	320	320								5	Vamvakaris et al., 2006
4075237540	41	23,5	40,5	24			6	34	216	250	64	88	160	176								8	Sorensen et al., 2012
4075237540	41	23,5	40,5	24			6	34	235	251	69	77	186	204								8	Sorensen et al., 2012
4075237540	41	23,5	40,5	24			0	0	250	250	43	43	307	307								3,1	Vamvakaris et al., 2006
4075237540	41	23,5	40,5	24			0	0	250	250	43	43	307	307								3,1	Vamvakaris et al., 2006
4075237540	41	23,5	40,5	24			0	0	250	250	43	43	307	307								3,1	Vamvakaris et al., 2006
4075237540	41	23,5	40,5	24			6	34	252	286	40	54	221	291								8	Sorensen et al., 2012
4075237540	41	23,5	40,5	24			0	0	259	259	49	49	222	222								2,8	Vamvakaris et al., 2006
4075237540	41	23,5	40,5	24			0	0	259	259	49	49	222	222								2,8	Vamvakaris et al., 2006
4075237540	41	23,5	40,5	24			0	0	259	259	49	49	222	222								2,8	Vamvakaris et al., 2006
4075237540	41	23,5	40,5	24			0	0	290	290	24	24	270	270								3,3	Vamvakaris et al., 2006
4075237540	41	23,5	40,5	24			0	0	295	295	44	44	291	291								2,4	Vamvakaris et al., 2006
4075237540	41	23,5	40,5	24			0	0	295	295	44	44	291	291								2,4	Vamvakaris et al., 2006
4075237540	41	23,5	40,5	24			0	0	295	295	44	44	291	291								2,4	Vamvakaris et al., 2006
4075237540	41	23,5	40,5	24			0	0	308	308	38	38	305	305								2,7	Vamvakaris et al., 2006
4075237540	41	23,5	40,5	24			0	0	308	308	38	38	305	305								2,7	Vamvakaris et al., 2006
4075237540	41	23,5	40,5	24			0	0	308	308	38	38	305	305								2,7	Vamvakaris et al., 2006
4075242540	41	24	40,5	24,5		15	2	2	51	51	50	50	255	255								6,7	Basili et al., 2013
4075242540	41	24	40,5	24,5		15	6	6	51	51	50	50	255	255								6,7	Basili et al., 2013
4075242540	41	24	40,5	24,5		15	9	9	51	51	50	50	255	255								6,7	Basili et al., 2013
4075242540	41	24	40,5	24,5		15	13	13	51	51	50	50	255	255								6,7	Basili et al., 2013
4075242540	41	24	40,5	24,5		15	2	2	56	56	50	50	255	255								6,7	Basili et al., 2013
4075242540	41	24	40,5	24,5		15	6	6	56	56	50	50	255	255								6,7	Basili et al., 2013
4075242540	41	24	40,5	24,5		15	9	9	56	56	50	50	255	255								6,7	Basili et al., 2013
4075242540	41	24	40,5	24,5		15	13	13	56	56	50	50	255	255								6,7	Basili et al., 2013
4075242540	41	24	40,5	24,5		15	2	2	58	58	50	50	255	255								6,7	Basili et al., 2013
4075242540	41	24	40,5	24,5		15	6	6	58	58	50	50	255	255								6,7	Basili et al., 2013
4075242540	41	24	40,5	24,5		15	9	9	58	58	50	50	255	255								6,7	Basili et al., 2013
4075242540	41	24	40,5	24,5		15	13	13	58	58	50	50	255	255								6,7	Basili et al., 2013
4075242540	41	24	40,5	24,5		15	2	2	60	60	50	50	255	255								6,7	Basili et al., 2013
4075242540	41	24	40,5	24,5		15	6	6	60	60	50	50	255	255								6,7	Basili et al., 2013
4075242540	41	24	40,5	24,5		15	9	9	60	60	50	50	255	255								6,7	Basili et al., 2013
4075242540	41	24	40,5	24,5		15	13	13	60	60	50	50	255	255								6,7	Basili et al., 2013
4075242540	41	24	40,5	24,5					62	62	37	37	272	272									Moratto et al., 2007
4075242540	41	24	40,5	24,5			6	34	68	92	34	60	231	297								8	Sorensen et al., 2012
4075242540	41	24	40,5	24,5		15	2	2	68	68	50	50	255	255								6,7	Basili et al., 2013
4075242540	41	24	40,5	24,5		15	6	6	68	68	50	50	255	255								6,7	Basili et al., 2013
4075242540	41	24	40,5	24,5		15	9	9	68	68	50	50	255	255								6,7	Basili et al., 2013
4075242540	41	24	40,5	24,5		15	13	13	68	68	50	50	255	255								6,7	Basili et al., 2013
4075242540	41	24	40,5	24,5			6	34	70	76	57	89	181	215								8	Sorensen et al., 2012
4075242540	41	24	40,5	24,5		15	2	2	77	77	51	51	255	255								6,7	Basili et al., 2013
4075242540	41	24	40,5	24,5		15	6	6	77	77	51	51	255	255								6,7	Basili et al., 2013
4075242540	41	24	40,5	24,5		15	9	9	77	77	51	51	255	255								6,7	Basili et al., 2013
4075242540	41	24	40,5	24,5		15	13	13	77	77	51	51	255	255								6,7	Basili et al., 2013
4075242540	41	24	40,5	24,5		17	2	2	89	89	72	72	280	280								7	Basili et al., 2013
4075242540	41	24	40,5	24,5					90	90	53	53	267	267									Moratto et al., 2007
4075242540	41	24	40,5	24,5			6	34	216	250	64	88	160	176								8	Sorensen et al., 2012
4075242540	41	24	40,5	24,5			6	34	235	251	69	77	186	204								8	Sorensen et al., 2012
4075242540	41	24	40,5	24,5			6	34	252	286	40	54	221	291								8	Sorensen et al., 2012

Table B.1. Compiled moment tensor database for each analysis bin in 0-40 km depth.

4075242540	41	24	40,5	24,5																	7	Papaioannou and Papazachos, 2000
4075247540	41	24,5	40,5	25		14	9	9	44	44	53	53	245	245							7	Basili et al., 2013
4075247540	41	24,5	40,5	25		14	12	12	44	44	53	53	245	245							7	Basili et al., 2013
4075247540	41	24,5	40,5	25		14	5	5	46	46	52	52	245	245							7	Basili et al., 2013
4075247540	41	24,5	40,5	25		14	9	9	46	46	52	52	245	245							7	Basili et al., 2013
4075247540	41	24,5	40,5	25		14	12	12	46	46	52	52	245	245							7	Basili et al., 2013
4075247540	41	24,5	40,5	25		14	12	12	53	53	50	50	245	245							7	Basili et al., 2013
4075247540	41	24,5	40,5	25		14	2	2	54	54	50	50	245	245							7	Basili et al., 2013
4075247540	41	24,5	40,5	25		14	5	5	54	54	50	50	245	245							7	Basili et al., 2013
4075247540	41	24,5	40,5	25		14	9	9	54	54	50	50	245	245							7	Basili et al., 2013
4075247540	41	24,5	40,5	25		14	12	12	54	54	50	50	245	245							7	Basili et al., 2013
4075247540	41	24,5	40,5	25					62	62	37	37	272	272								Moratto et al., 2007
4075247540	41	24,5	40,5	25		14	2	2	63	63	48	48	245	245							7	Basili et al., 2013
4075247540	41	24,5	40,5	25		14	5	5	63	63	48	48	245	245							7	Basili et al., 2013
4075247540	41	24,5	40,5	25		14	9	9	63	63	48	48	245	245							7	Basili et al., 2013
4075247540	41	24,5	40,5	25		14	12	12	63	63	48	48	245	245							7	Basili et al., 2013
4075247540	41	24,5	40,5	25		14	2	2	65	65	47	47	245	245							7	Basili et al., 2013
4075247540	41	24,5	40,5	25		14	5	5	65	65	47	47	245	245							7	Basili et al., 2013
4075247540	41	24,5	40,5	25		14	9	9	65	65	47	47	245	245							7	Basili et al., 2013
4075247540	41	24,5	40,5	25		14	12	12	65	65	47	47	245	245							7	Basili et al., 2013
4075247540	41	24,5	40,5	25		14	2	2	66	66	47	47	245	245							7	Basili et al., 2013
4075247540	41	24,5	40,5	25		14	5	5	66	66	47	47	245	245							7	Basili et al., 2013
4075247540	41	24,5	40,5	25		14	9	9	66	66	47	47	245	245							7	Basili et al., 2013
4075247540	41	24,5	40,5	25		14	12	12	66	66	47	47	245	245							7	Basili et al., 2013
4075247540	41	24,5	40,5	25			6	34	68	92	34	60	231	297							8	Sorensen et al., 2012
4075247540	41	24,5	40,5	25			6	34	70	76	57	89	181	215							8	Sorensen et al., 2012
4075247540	41	24,5	40,5	25			6	34	216	250	64	88	160	176							8	Sorensen et al., 2012
4075247540	41	24,5	40,5	25			6	34	235	251	69	77	186	204							8	Sorensen et al., 2012
4075247540	41	24,5	40,5	25			6	34	252	286	40	54	221	291							8	Sorensen et al., 2012
4075247540	41	24,5	40,5	25																	7,8	Koravos et al., 2003
4075247540	41	24,5	40,5	25																	7	Papaioannou and Papazachos, 2000
4075252540	41	25	40,5	25,5					62	62	37	37	272	272								Moratto et al., 2007
4075252540	41	25	40,5	25,5			6	34	68	92	34	60	231	297							8	Sorensen et al., 2012
4075252540	41	25	40,5	25,5			6	34	70	76	57	89	181	215							8	Sorensen et al., 2012
4075252540	41	25	40,5	25,5			6	34	216	250	64	88	160	176							8	Sorensen et al., 2012
4075252540	41	25	40,5	25,5			6	34	235	251	69	77	186	204							8	Sorensen et al., 2012
4075252540	41	25	40,5	25,5			6	34	252	286	40	54	221	291							8	Sorensen et al., 2012
4075252540	41	25	40,5	25,5		13	2	2	285	285	55	55	255	255							6,8	Basili et al., 2013
4075252540	41	25	40,5	25,5																	7,8	Koravos et al., 2003
4075252540	41	25	40,5	25,5																	7	Papaioannou and Papazachos, 2000
4075257540	41	25,5	40,5	26					62	62	37	37	272	272								Moratto et al., 2007
4075257540	41	25,5	40,5	26	54	17,1	0	14	80	120	45	75	230	280							7	Caputo et al., 2012
4075257540	41	25,5	40,5	26		14	2	2	82	82	55	55	255	255							7	Basili et al., 2013
4075257540	41	25,5	40,5	26		14	7	7	82	82	55	55	255	255							7	Basili et al., 2013
4075257540	41	25,5	40,5	26		14	12	12	82	82	55	55	255	255							7	Basili et al., 2013
4075257540	41	25,5	40,5	26		14	2	2	86	86	55	55	255	255							7	Basili et al., 2013
4075257540	41	25,5	40,5	26		14	7	7	86	86	55	55	255	255							7	Basili et al., 2013
4075257540	41	25,5	40,5	26		14	12	12	86	86	55	55	255	255							7	Basili et al., 2013
4075257540	41	25,5	40,5	26		14	2	2	89	89	55	55	255	255							7	Basili et al., 2013
4075257540	41	25,5	40,5	26		14	12	12	89	89	55	55	255	255							7	Basili et al., 2013
4075257540	41	25,5	40,5	26		14	7	7	89	89	55	55	255	255							7	Basili et al., 2013
4075257540	41	25,5	40,5	26		14	12	12	90	90	55	55	255	255							7	Basili et al., 2013
4075257540	41	25,5	40,5	26		14	7	7	90	90	55	55	255	255							7	Basili et al., 2013
4075257540	41	25,5	40,5	26		14	2	2	90	90	55	55	255	255							7	Basili et al., 2013
4075257540	41	25,5	40,5	26		14	12	12	92	92	55	55	255	255							7	Basili et al., 2013
4075257540	41	25,5	40,5	26		14	7	7	92	92	55	55	255	255							7	Basili et al., 2013
4075257540	41	25,5	40,5	26		14	2	2	92	92	55	55	255	255							7	Basili et al., 2013
4075257540	41	25,5	40,5	26		14	12	12	93	93	55	55	255	255							7	Basili et al., 2013
4075257540	41	25,5	40,5	26		14	7	7	93	93	55	55	255	255							7	Basili et al., 2013
4075257540	41	25,5	40,5	26		14	2	2	93	93	55	55	255	255							7	Basili et al., 2013
4075257540	41	25,5	40,5	26			15	15	99	99	33	33	248	248	305	305	60	60	284	284	4,6	ISC MT Catalogue
4075257540	41	25,5	40,5	26			19	19	99	99	33	33	247	247							4,7	INGV RCMT Catalogue
4075257540	41	25,5	40,5	26		14	12	12	100	100	55	55	255	255							7	Basili et al., 2013
4075257540	41	25,5	40,5	26		14	7	7	100	100	55	55	255	255							7	Basili et al., 2013
4075257540	41	25,5	40,5	26		14	2	2	100	100	55	55	255	255							7	Basili et al., 2013
4075257540	41	25,5	40,5	26		14	12	12	102	102	48	48	245	245							7	Basili et al., 2013
4075257540	41	25,5	40,5	26		14	12	12	102	102	55	55	255	255							7	Basili et al., 2013
4075257540	41	25,5	40,5	26		14	7	7	102	102	55	55	255	255							7	Basili et al., 2013
4075257540	41	25,5	40,5	26		14	2	2	102	102	55	55	255	255							7	Basili et al., 2013
4075257540	41	25,5	40,5	26		14	12	12	106	106	49	49	245	245							7	Basili et al., 2013
4075257540	41	25,5	40,5	26		14	12	12	114	114	56	56	255	255							7	Basili et al., 2013
4075257540	41	25,5	40,5	26		14	7	7	114	114	56	56	255	255							7	Basili et al., 2013
4075257540	41	25,5	40,5	26		14	2	2	114	114	56	56	255	255							7	Basili et al., 2013
4075257540	41	25,5	40,5	26		13	7	7	285	285	55	55	255	255							6,8	Basili et al., 2013
4075257540	41	25,5	40,5	26		13	11	11	285	285	55	55	255	255							6,8	Basili et al., 2013
4075257540	41	25,5	40,5	26		13	2	2	286	286	55	55	255	255							6,8	Basili et al., 2013
4075257540	41	25,5	40,5	26		13	7	7	286	286	55	55	255	255							6,8	Basili et al., 2013
4075257540	41	25,5	40,5	26		13	11	11	286	286	55	55	255	255							6,8	Basili et al., 2013
4075257540	41	25,5	40,5	26		13	11	11	286	286	55	55	255	255							6,8	Basili et al., 2013
4075257540	41	25,5	40,5	26		13	7	7	286	286	55	55	255	255							6,8	Basili et al., 2013
4075257540	41	25,5	40,5	26		13	11	11	286	286	55	55	255	255							6,8	Basili et al., 2013
4075257540	41	25,5	40,5	26		13	11	11	287	287	55	55	255	255							6,8	Basili et al., 2013
4075257540	41	25,5	40,5	26		13	7	7	287	287	55	55	255	255							6,8	Basili et al., 2013
4075257540	41	25,5	40,5	26		13	11	11	287	287	55	55	255	255							6,8	Basili et al., 2013
4075257540	41	25,5	40,5	26			9	9	292	292	46	46	270	270	112	112	44	44	270	270	4,6	ISC MT Catalogue
4075257540	41	25,5	40,5	26																	6,9	Compiled Historical Catalogue
4075257540	41	25,5	40,5	26																	7,7	Koravos et al., 2003
4075262540	41	26	40,5	26,5		19	2	2	70	70	68	68	203	203							7,1	Basili et al., 2013
4075262540	41	26	40,5	26,5			9	9	74	74	74	74	200	200	339	339	71	71	343	343	4,5	ISC MT Catalogue
4075262540	41	26	40,5	26,5		19	2	2	74	74	68	68	203	203							7,1	Basili et al., 2013
4075262540	41	26	40,5	26,5		19	7	7	74	74	68	68	203	203							7,1	Basili et al., 2013
4075262540	41	26	40,5	26,5			15	15	75	75	62	62	204	204	333	333	69	69	330	330	4,4	ISC MT Catalogue
4075262540	41	26	40,5	26,5			7	7	75	75	62	62	205	205							4,6	INGV RCMT Catalogue
4075262540	41	26	40,5	26,5		19	2	2	76	76	68	68	203	203							7,1	Basili et al., 2013

Table B.1. Compiled moment tensor database for each analysis bin in 0-40 km depth.

4075262540	41	26	40,5	26,5		19	7	7	76	76	68	68	203	203								7,1	Basili et al., 2013
4075262540	41	26	40,5	26,5		19	12	12	76	76	68	68	203	203								7,1	Basili et al., 2013
4075262540	41	26	40,5	26,5		19	2	2	77	77	68	68	203	203								7,1	Basili et al., 2013
4075262540	41	26	40,5	26,5		19	7	7	77	77	68	68	203	203								7,1	Basili et al., 2013
4075262540	41	26	40,5	26,5		19	12	12	77	77	68	68	203	203								7,1	Basili et al., 2013
4075262540	41	26	40,5	26,5		14	2	2	88	88	55	55	255	255								7	Basili et al., 2013
4075262540	41	26	40,5	26,5		14	7	7	88	88	55	55	255	255								7	Basili et al., 2013
4075262540	41	26	40,5	26,5		14	12	12	88	88	55	55	255	255								7	Basili et al., 2013
4075262540	41	26	40,5	26,5		14	12	12	92	92	55	55	255	255								7	Basili et al., 2013
4075262540	41	26	40,5	26,5		14	7	7	92	92	55	55	255	255								7	Basili et al., 2013
4075262540	41	26	40,5	26,5		14	2	2	92	92	55	55	255	255								7	Basili et al., 2013
4075262540	41	26	40,5	26,5			4	4	125	125	60	60	322	322								4,4	Kalafat MT Catalogue
4075262540	41	26	40,5	26,5			6	6	202	202	51	51	258	258								5,3	Kalafat MT Catalogue
4075262540	41	26	40,5	26,5					275	275	88	88	184	184									Mitsakaki et al., 2013
4075262540	41	26	40,5	26,5																		6,9	Compiled Historical Catalogue
4075267540	41	26,5	40,5	27		19	2	2	60	60	65	65	203	203									Basili et al., 2013
4075267540	41	26,5	40,5	27		19	7	7	60	60	65	65	203	203									Basili et al., 2013
4075267540	41	26,5	40,5	27		19	12	12	60	60	65	65	203	203									Basili et al., 2013
4075267540	41	26,5	40,5	27		19	17	17	60	60	65	65	203	203									Basili et al., 2013
4075267540	41	26,5	40,5	27		19	2	2	60	60	65	65	203	203									Basili et al., 2013
4075267540	41	26,5	40,5	27		19	7	7	60	60	65	65	203	203									Basili et al., 2013
4075267540	41	26,5	40,5	27		19	12	12	60	60	65	65	203	203									Basili et al., 2013
4075267540	41	26,5	40,5	27		19	2	2	61	61	65	65	203	203									Basili et al., 2013
4075267540	41	26,5	40,5	27		19	2	2	62	62	65	65	203	203									Basili et al., 2013
4075267540	41	26,5	40,5	27		19	7	7	62	62	65	65	203	203									Basili et al., 2013
4075267540	41	26,5	40,5	27		19	12	12	62	62	65	65	203	203									Basili et al., 2013
4075267540	41	26,5	40,5	27		19	17	17	62	62	65	65	203	203									Basili et al., 2013
4075267540	41	26,5	40,5	27		19	2	2	63	63	64	64	203	203									Basili et al., 2013
4075267540	41	26,5	40,5	27		19	7	7	63	63	64	64	203	203									Basili et al., 2013
4075267540	41	26,5	40,5	27		19	2	2	63	63	64	64	203	203									Basili et al., 2013
4075267540	41	26,5	40,5	27		19	2	2	64	64	64	64	203	203									Basili et al., 2013
4075267540	41	26,5	40,5	27		19	7	7	64	64	64	64	203	203									Basili et al., 2013
4075267540	41	26,5	40,5	27		19	7	7	64	64	64	64	203	203									Basili et al., 2013
4075267540	41	26,5	40,5	27		19	12	12	64	64	64	64	203	203									Basili et al., 2013
4075267540	41	26,5	40,5	27		19	12	12	64	64	64	64	203	203									Basili et al., 2013
4075267540	41	26,5	40,5	27		19	17	17	64	64	64	64	203	203									Basili et al., 2013
4075267540	41	26,5	40,5	27		19	2	2	80	80	68	68	203	203								7,1	Basili et al., 2013
4075267540	41	26,5	40,5	27		19	7	7	80	80	68	68	203	203								7,1	Basili et al., 2013
4075267540	41	26,5	40,5	27		19	12	12	80	80	68	68	203	203								7,1	Basili et al., 2013
4075267540	41	26,5	40,5	27		19	17	17	80	80	68	68	203	203								7,1	Basili et al., 2013
4075267540	41	26,5	40,5	27		19	2	2	83	83	68	68	203	203								7,1	Basili et al., 2013
4075267540	41	26,5	40,5	27		19	7	7	83	83	68	68	203	203								7,1	Basili et al., 2013
4075267540	41	26,5	40,5	27		19	12	12	83	83	68	68	203	203								7,1	Basili et al., 2013
4075267540	41	26,5	40,5	27		19	17	17	83	83	68	68	203	203								7,1	Basili et al., 2013
4025227540	40,5	22,5	40	23			6	34	68	92	34	60	231	297								8	Sorensen et al., 2012
4025227540	40,5	22,5	40	23			6	34	70	76	57	89	181	215								8	Sorensen et al., 2012
4025227540	40,5	22,5	40	23			6	34	216	250	64	88	160	176								8	Sorensen et al., 2012
4025227540	40,5	22,5	40	23			6	34	235	251	69	77	186	204								8	Sorensen et al., 2012
4025227540	40,5	22,5	40	23			6	34	252	286	40	54	221	291								8	Sorensen et al., 2012
4025227540	40,5	22,5	40	23					253	253	43	43	265	265									Moratto et al., 2007
4025227540	40,5	22,5	40	23		14	12	12	284	284	50	50	270	270								6,5	Basili et al., 2013
4025227540	40,5	22,5	40	23		14	12	12	292	292	50	50	270	270								6,5	Basili et al., 2013
4025227540	40,5	22,5	40	23																		7	Compiled Historical Catalogue
4025227540	40,5	22,5	40	23																		6,6	Papaioannou and Papazachos, 2000
4025232540	40,5	23	40	23,5			0	0	60	60	55	55	250	250								3,9	Vamvakaris et al., 2006
4025232540	40,5	23	40	23,5			6	34	68	92	34	60	231	297								8	Sorensen et al., 2012
4025232540	40,5	23	40	23,5			6	34	70	76	57	89	181	215								8	Sorensen et al., 2012
4025232540	40,5	23	40	23,5			0	0	100	100	60	60	310	310								3,4	Vamvakaris et al., 2006
4025232540	40,5	23	40	23,5			0	0	125	125	60	60	270	270								4,3	Vamvakaris et al., 2006
4025232540	40,5	23	40	23,5			10	10	148	148	77	77	305	305	257	257	36	36	204	204		5,3	ISC MT Catalogue
4025232540	40,5	23	40	23,5			6	34	216	250	64	88	160	176								8	Sorensen et al., 2012
4025232540	40,5	23	40	23,5			6	34	235	251	69	77	186	204								8	Sorensen et al., 2012
4025232540	40,5	23	40	23,5			6	34	252	286	40	54	221	291								8	Sorensen et al., 2012
4025232540	40,5	23	40	23,5					253	253	43	43	265	265									Moratto et al., 2007
4025232540	40,5	23	40	23,5					275	275	88	88	184	184									Mitsakaki et al., 2013
4025232540	40,5	23	40	23,5		20	2	2	284	284	42	42	275	275								7	Basili et al., 2013
4025232540	40,5	23	40	23,5		20	2	2	286	286	42	42	275	275								7	Basili et al., 2013
4025232540	40,5	23	40	23,5		20	2	2	292	292	42	42	275	275								7	Basili et al., 2013
4025232540	40,5	23	40	23,5		20	5	5	292	292	42	42	275	275								7	Basili et al., 2013
4025232540	40,5	23	40	23,5																		7	Compiled Historical Catalogue
4025232540	40,5	23	40	23,5																		7,7	Koravos et al., 2003
4025232540	40,5	23	40	23,5																		7,8	Koravos et al., 2003
4025232540	40,5	23	40	23,5																		6,6	Papaioannou and Papazachos, 2000
4025237540	40,5	23,5	40	24			0	0	64	64	68	68	195	195								3,7	Vamvakaris et al., 2006
4025237540	40,5	23,5	40	24			6	34	68	92	34	60	231	297								8	Sorensen et al., 2012
4025237540	40,5	23,5	40	24			6	34	70	76	57	89	181	215								8	Sorensen et al., 2012
4025237540	40,5	23,5	24	40			0	0	72	72	73	73	192	192	338	338	79	79	343	343		6,1	EMMA
4025237540	40,5	23,5	24	40			0	0	72	72	73	73	192	192	338	338	79	79	343	343		6,1	EMMA
4025237540	40,5	23,5	24	40			0	0	72	72	73	73	192	192	338	338	79	79	343	343		6,2	EMMA
4025237540	40,5	23,5	24	40			0	0	72	72	73	73	192	192	338	338	79	79	343	343		6,2	EMMA
4025237540	40,5	23,5	24	40			0	0	72	72	73	73	192	192	338	338	79	79	343	343		6,8	EMMA
4025237540	40,5	23,5	24	40			0	0	72	72	73	73	192	192	338	338	79	79	343	343		6,8	EMMA
4025237540	40,5	23,5	40	24			0	0	72	72	73	73	192	192								6,9	Jackson et al., 1992
4025237540	40,5	23,5	40	24			0	0	72	72	73	73	192	192								6,2	Jackson et al., 1992
4025237540	40,5	23,5	40	24			0	0	72	72	73	73	192	192								6,3	Jackson et al., 1992
4025237540	40,5	23,5	40	24	59,7	19,6	0	16	90	130	45	75	280	320								7	Caputo et al., 2012
4025237540	40,5	23,5	40	24			0	0	90	90	30	30	340	340								4	Vamvakaris et al., 2006
4025237540	40,5	23,5	40	24		17	15	15	90	90	72	72	280	280								7	Basili et al., 2013
4025237540	40,5	23,5	40	24		17	11	11	90	90	72	72	280	280								7	Basili et al., 2013
4025237540	40,5	23,5	40	24		17	6	6	90	90	72	72	280	280								7	Basili et al., 2013
4025237540	40,5	23,5	40	24		17	15	15	90	90	72	72	280	280								7	Basili et al., 2013
4025237540	40,5	23,5	40	24		17	11	11	90	90	72	72	280	280								7	Basili et al., 2013
4025237540	40,5	23,5	40	24		17	6	6	90	90	72	72	280	280								7	Basili et al., 2013
4025237540	40,5	23,5	40	24					93	93	53	53	267	267									Moratto et al., 2007

Table B.1. Compiled moment tensor database for each analysis bin in 0-40 km depth.

4025237540	40,5	23,5	40	24		17	15	15	98	98	72	72	280	280								7	Basili et al., 2013
4025237540	40,5	23,5	40	24		17	11	11	98	98	72	72	280	280								7	Basili et al., 2013
4025237540	40,5	23,5	40	24		17	6	6	98	98	72	72	280	280								7	Basili et al., 2013
4025237540	40,5	23,5	40	24		16	14	14	99	99	55	55	300	300								7	Basili et al., 2013
4025237540	40,5	23,5	40	24		16	10	10	99	99	55	55	300	300								7	Basili et al., 2013
4025237540	40,5	23,5	40	24		16	6	6	99	99	55	55	300	300								7	Basili et al., 2013
4025237540	40,5	23,5	40	24		16	2	2	99	99	55	55	300	300								7	Basili et al., 2013
4025237540	40,5	23,5	40	24		17	15	15	102	102	72	72	280	280								7	Basili et al., 2013
4025237540	40,5	23,5	40	24		17	11	11	102	102	72	72	280	280								7	Basili et al., 2013
4025237540	40,5	23,5	40	24		16	14	14	102	102	55	55	300	300								7	Basili et al., 2013
4025237540	40,5	23,5	40	24		16	10	10	102	102	55	55	300	300								7	Basili et al., 2013
4025237540	40,5	23,5	40	24		16	6	6	102	102	55	55	300	300								7	Basili et al., 2013
4025237540	40,5	23,5	40	24		16	2	2	102	102	55	55	300	300								7	Basili et al., 2013
4025237540	40,5	23,5	40	24		16	14	14	104	104	55	55	300	300								7	Basili et al., 2013
4025237540	40,5	23,5	40	24		16	10	10	104	104	55	55	300	300								7	Basili et al., 2013
4025237540	40,5	23,5	40	24		16	6	6	104	104	55	55	300	300								7	Basili et al., 2013
4025237540	40,5	23,5	40	24		16	2	2	104	104	55	55	300	300								7	Basili et al., 2013
4025237540	40,5	23,5	40	24		16	14	14	105	105	55	55	300	300								7	Basili et al., 2013
4025237540	40,5	23,5	40	24		16	10	10	105	105	55	55	300	300								7	Basili et al., 2013
4025237540	40,5	23,5	40	24		16	6	6	105	105	55	55	300	300								7	Basili et al., 2013
4025237540	40,5	23,5	40	24		16	2	2	105	105	55	55	300	300								7	Basili et al., 2013
4025237540	40,5	23,5	40	24		16	14	14	106	106	55	55	300	300								7	Basili et al., 2013
4025237540	40,5	23,5	40	24		16	10	10	106	106	55	55	300	300								7	Basili et al., 2013
4025237540	40,5	23,5	40	24		16	6	6	106	106	55	55	300	300								7	Basili et al., 2013
4025237540	40,5	23,5	40	24		16	2	2	106	106	55	55	300	300								7	Basili et al., 2013
4025237540	40,5	23,5	40	24		16	14	14	107	107	55	55	300	300								7	Basili et al., 2013
4025237540	40,5	23,5	40	24		16	10	10	107	107	55	55	300	300								7	Basili et al., 2013
4025237540	40,5	23,5	40	24		16	6	6	107	107	55	55	300	300								7	Basili et al., 2013
4025237540	40,5	23,5	40	24		16	2	2	107	107	55	55	300	300								7	Basili et al., 2013
4025237540	40,5	23,5	40	24		16	13	13	108	108	68	68	313	313								6,7	Basili et al., 2013
4025237540	40,5	23,5	40	24		16	8	8	108	108	68	68	313	313								6,7	Basili et al., 2013
4025237540	40,5	23,5	40	24		16	3	3	108	108	68	68	313	313								6,7	Basili et al., 2013
4025237540	40,5	23,5	40	24		16	13	13	109	109	68	68	313	313								6,7	Basili et al., 2013
4025237540	40,5	23,5	40	24		16	8	8	109	109	68	68	313	313								6,7	Basili et al., 2013
4025237540	40,5	23,5	40	24		16	3	3	109	109	68	68	313	313								6,7	Basili et al., 2013
4025237540	40,5	23,5	40	24			0	0	110	110	80	80	260	260								3,7	Vamvakaris et al., 2006
4025237540	40,5	23,5	40	24		16	14	14	112	112	55	55	300	300								7	Basili et al., 2013
4025237540	40,5	23,5	40	24		16	10	10	112	112	55	55	300	300								7	Basili et al., 2013
4025237540	40,5	23,5	40	24		16	6	6	112	112	55	55	300	300								7	Basili et al., 2013
4025237540	40,5	23,5	40	24		16	2	2	112	112	55	55	300	300								7	Basili et al., 2013
4025237540	40,5	23,5	40	24		16	14	14	114	114	55	55	300	300								7	Basili et al., 2013
4025237540	40,5	23,5	40	24		16	10	10	114	114	55	55	300	300								7	Basili et al., 2013
4025237540	40,5	23,5	40	24		16	6	6	114	114	55	55	300	300								7	Basili et al., 2013
4025237540	40,5	23,5	40	24		16	2	2	114	114	55	55	300	300								7	Basili et al., 2013
4025237540	40,5	23,5	40	24			0	0	115	115	5	5	20	20								3,3	Vamvakaris et al., 2006
4025237540	40,5	23,5	40	24		16	13	13	117	117	68	68	313	313								6,7	Basili et al., 2013
4025237540	40,5	23,5	40	24		16	8	8	117	117	68	68	313	313								6,7	Basili et al., 2013
4025237540	40,5	23,5	40	24		16	3	3	117	117	68	68	313	313								6,7	Basili et al., 2013
4025237540	40,5	23,5	40	24		17	15	15	118	118	72	72	280	280								7	Basili et al., 2013
4025237540	40,5	23,5	40	24		16	13	13	122	122	68	68	313	313								6,7	Basili et al., 2013
4025237540	40,5	23,5	40	24		16	8	8	122	122	68	68	313	313								6,7	Basili et al., 2013
4025237540	40,5	23,5	40	24		16	3	3	122	122	68	68	313	313								6,7	Basili et al., 2013
4025237540	40,5	23,5	40	24		16	13	13	123	123	68	68	313	313								6,7	Basili et al., 2013
4025237540	40,5	23,5	40	24		16	8	8	123	123	68	68	313	313								6,7	Basili et al., 2013
4025237540	40,5	23,5	40	24		16	3	3	123	123	68	68	313	313								6,7	Basili et al., 2013
4025237540	40,5	23,5	40	24			0	0	130	130	20	20	260	260								3,6	Vamvakaris et al., 2006
4025237540	40,5	23,5	40	24			15	15	131	131	60	60	301	301								5,3	Kalafat MT Catalogue
4025237540	40,5	23,5	40	24		16	13	13	133	133	69	69	313	313								6,7	Basili et al., 2013
4025237540	40,5	23,5	40	24		16	8	8	133	133	69	69	313	313								6,7	Basili et al., 2013
4025237540	40,5	23,5	40	24		16	3	3	133	133	69	69	313	313								6,7	Basili et al., 2013
4025237540	40,5	23,5	40	24			11	11	154	154	86	86	312	312								4,3	Kalafat MT Catalogue
4025237540	40,5	23,5	24	40			0	0	211	211	90	90	170	170	301	301	80	80	0	0		6,2	EMMA
4025237540	40,5	23,5	40	24			6	34	216	250	64	88	160	176								8	Sorensen et al., 2012
4025237540	40,5	23,5	40	24			6	34	235	251	69	77	186	204								8	Sorensen et al., 2012
4025237540	40,5	23,5	40	24			6	34	252	286	40	54	221	291								8	Sorensen et al., 2012
4025237540	40,5	23,5	40	24					253	253	43	43	265	265									Moratto et al., 2007
4025237540	40,5	23,5	40	24			15	15	260	260	42	42	228	228	131	131	60	60	301	301		5,3	ISC MT Catalogue
4025237540	40,5	23,5	40	24					275	275	88	88	184	184									Mitsakaki et al., 2013
4025237540	40,5	23,5	40	24		15,5	2	2	283	283	60	60	260	260								6,6	Basili et al., 2013
4025237540	40,5	23,5	40	24		15,5	6	6	283	283	60	60	260	260								6,6	Basili et al., 2013
4025237540	40,5	23,5	40	24		15,5	10	10	283	283	60	60	260	260								6,6	Basili et al., 2013
4025237540	40,5	23,5	40	24		15,5	14	14	283	283	60	60	260	260								6,6	Basili et al., 2013
4025237540	40,5	23,5	40	24		15,5	2	2	283	283	60	60	260	260								6,6	Basili et al., 2013
4025237540	40,5	23,5	40	24		15,5	6	6	283	283	60	60	260	260								6,6	Basili et al., 2013
4025237540	40,5	23,5	40	24		15,5	10	10	283	283	60	60	260	260								6,6	Basili et al., 2013
4025237540	40,5	23,5	40	24		15,5	14	14	283	283	60	60	260	260								6,6	Basili et al., 2013
4025237540	40,5	23,5	40	24		15,5	2	2	283	283	60	60	260	260								6,6	Basili et al., 2013
4025237540	40,5	23,5	40	24		15,5	6	6	283	283	60	60	260	260								6,6	Basili et al., 2013
4025237540	40,5	23,5	40	24		15,5	10	10	283	283	60	60	260	260								6,6	Basili et al., 2013
4025237540	40,5	23,5	40	24		15,5	14	14	283	283	60	60	260	260								6,6	Basili et al., 2013
4025237540	40,5	23,5	40	24		15,5	2	2	283	283	60	60	260	260								6,6	Basili et al., 2013
4025237540	40,5	23,5	40	24		15,5	6	6	283	283	60	60	260	260								6,6	Basili et al., 2013
4025237540	40,5	23,5	40	24		15,5	10	10	283	283	60	60	260	260								6,6	Basili et al., 2013
4025237540	40,5	23,5	40	24		15,5	14	14	283	283	60	60	260	260								6,6	Basili et al., 2013
4025237540	40,5	23,5	40	24																		7,8	Koravos et al., 2003
4025242540	40,5	24	40	24,5	87,4	17,9	0	17	50	115	65	85	210	245								7,2	Caputo et al., 2012
4025242540	40,5	24	40	24,5		17,5	3	3	53	53	72	72	227,5	227,5								7,2	Basili et al., 2013
4025242540	40,5	24	40	24,5		17,5	7	7	53	53	72	72	227,5	227,5								7,2	Basili et al., 2013
4025242540	40,5	24	40	24,5		17,5	3	3	56	56	72	72	227,5	227,5								7,2	Basili et al., 2013
4025242540	40,5	24	40	24,5		17,5	7	7	56	56	72	72	227,5	227,5								7,2	Basili et al., 2013

Table B.1. Compiled moment tensor database for each analysis bin in 0-40 km depth.

4025242540	40,5	24	40	24,5		17,5	11	11	56	56	72	72	227,5	227,5								7,2	Basili et al., 2013
4025242540	40,5	24	40	24,5		17,5	16	16	56	56	72	72	227,5	227,5								7,2	Basili et al., 2013
4025242540	40,5	24	40	24,5		17,5	3	3	56	56	72	72	227,5	227,5								7,2	Basili et al., 2013
4025242540	40,5	24	40	24,5		17,5	7	7	56	56	72	72	227,5	227,5								7,2	Basili et al., 2013
4025242540	40,5	24	40	24,5		17,5	11	11	56	56	72	72	227,5	227,5								7,2	Basili et al., 2013
4025242540	40,5	24	40	24,5		17,5	16	16	56	56	72	72	227,5	227,5								7,2	Basili et al., 2013
4025242540	40,5	24	40	24,5		17,5	3	3	58	58	72	72	227,5	227,5								7,2	Basili et al., 2013
4025242540	40,5	24	40	24,5		17,5	7	7	58	58	72	72	227,5	227,5								7,2	Basili et al., 2013
4025242540	40,5	24	40	24,5		17,5	11	11	58	58	72	72	227,5	227,5								7,2	Basili et al., 2013
4025242540	40,5	24	40	24,5		17,5	16	16	58	58	72	72	227,5	227,5								7,2	Basili et al., 2013
4025242540	40,5	24	40	24,5		17,5	3	3	60	60	72	72	227,5	227,5								7,2	Basili et al., 2013
4025242540	40,5	24	40	24,5		17,5	7	7	60	60	72	72	227,5	227,5								7,2	Basili et al., 2013
4025242540	40,5	24	40	24,5		17,5	11	11	60	60	72	72	227,5	227,5								7,2	Basili et al., 2013
4025242540	40,5	24	40	24,5		17,5	16	16	60	60	72	72	227,5	227,5								7,2	Basili et al., 2013
4025242540	40,5	24	40	24,5		17,5	3	3	63	63	72	72	227,5	227,5								7,2	Basili et al., 2013
4025242540	40,5	24	40	24,5		17,5	7	7	63	63	72	72	227,5	227,5								7,2	Basili et al., 2013
4025242540	40,5	24	40	24,5		17,5	11	11	63	63	72	72	227,5	227,5								7,2	Basili et al., 2013
4025242540	40,5	24	40	24,5		17,5	16	16	63	63	72	72	227,5	227,5								7,2	Basili et al., 2013
4025242540	40,5	24	40	24,5			6	34	68	92	34	60	231	297								8	Sorensen et al., 2012
4025242540	40,5	24	40	24,5			6	34	70	76	57	89	181	215								8	Sorensen et al., 2012
4025242540	40,5	24	40	24,5					72	72	64	64	183	183									Moratto et al., 2007
4025242540	40,5	24	40	24,5			0	0	72	72	64	64	193	193								7,1	Papadimitriou and Sykes, 2001
4025242540	40,5	24	40	24,5			0	0	72	72	64	64	193	193								7,1	Papadimitriou and Sykes, 2001
4025242540	40,5	24	40	24,5		16	2	2	84	84	56	56	300	300								7	Basili et al., 2013
4025242540	40,5	24	40	24,5		16	6	6	84	84	56	56	300	300								7	Basili et al., 2013
4025242540	40,5	24	40	24,5		16	10	10	84	84	56	56	300	300								7	Basili et al., 2013
4025242540	40,5	24	40	24,5		16	14	14	84	84	56	56	300	300								7	Basili et al., 2013
4025242540	40,5	24	40	24,5			3,4	3,4	85	85	60	60	251	251	300	300	35	35	300	300		4,4	ISC MT Catalogue
4025242540	40,5	24	40	24,5		17	15	15	89	89	72	72	280	280								7	Basili et al., 2013
4025242540	40,5	24	40	24,5		17	11	11	89	89	72	72	280	280								7	Basili et al., 2013
4025242540	40,5	24	40	24,5		17	6	6	89	89	72	72	280	280								7	Basili et al., 2013
4025242540	40,5	24	40	24,5		16	14	14	90	90	55	55	300	300								7	Basili et al., 2013
4025242540	40,5	24	40	24,5		16	10	10	90	90	55	55	300	300								7	Basili et al., 2013
4025242540	40,5	24	40	24,5		16	6	6	90	90	55	55	300	300								7	Basili et al., 2013
4025242540	40,5	24	40	24,5		16	2	2	90	90	55	55	300	300								7	Basili et al., 2013
4025242540	40,5	24	40	24,5		16	14	14	94	94	55	55	300	300								7	Basili et al., 2013
4025242540	40,5	24	40	24,5		16	10	10	94	94	55	55	300	300								7	Basili et al., 2013
4025242540	40,5	24	40	24,5		16	6	6	94	94	55	55	300	300								7	Basili et al., 2013
4025242540	40,5	24	40	24,5		16	2	2	94	94	55	55	300	300								7	Basili et al., 2013
4025242540	40,5	24	40	24,5		16	14	14	97	97	55	55	300	300								7	Basili et al., 2013
4025242540	40,5	24	40	24,5		16	10	10	97	97	55	55	300	300								7	Basili et al., 2013
4025242540	40,5	24	40	24,5		16	6	6	97	97	55	55	300	300								7	Basili et al., 2013
4025242540	40,5	24	40	24,5		16	2	2	97	97	55	55	300	300								7	Basili et al., 2013
4025242540	40,5	24	40	24,5			6	34	216	250	64	88	160	176								8	Sorensen et al., 2012
4025242540	40,5	24	40	24,5			6	34	235	251	69	77	186	204								8	Sorensen et al., 2012
4025242540	40,5	24	40	24,5			6	34	252	286	40	54	221	291								8	Sorensen et al., 2012
4025242540	40,5	24	40	24,5					275	275	88	88	184	184									Mitsakaki et al., 2013
4025242540	40,5	24	40	24,5		15,5	2	2	282	282	60	60	260	260								6,6	Basili et al., 2013
4025242540	40,5	24	40	24,5		15,5	6	6	282	282	60	60	260	260								6,6	Basili et al., 2013
4025242540	40,5	24	40	24,5		15,5	10	10	282	282	60	60	260	260								6,6	Basili et al., 2013
4025242540	40,5	24	40	24,5		15,5	14	14	282	282	60	60	260	260								6,6	Basili et al., 2013
4025242540	40,5	24	40	24,5			0	0	292	292	34	34	149	149								5,6	Canitez and Ucer, 1967
4025242540	40,5	24	24,5	40			0	0	292	292	34	34	149	149	49	49	74	74	60	60		5,5	EMMA
4025242540	40,5	24	40	24,5			15	15	338	338	78	78	343	343								5,2	Kalafat MT Catalogue
4025242540	40,5	24	40	24,5																		7,8	Koravos et al., 2003
4025242540	40,5	24	40	24,5																		7,3	Papaioannou and Papazachos, 2000
4025247540	40,5	24,5	25	40			10	10	47	47	84	84	179	179	137	137	89	89	6	6		6,7	EMMA
4025247540	40,5	24,5	25	40			7	7	47	47	83	83	180	180	137	137	90	90	7	7		6,4	EMMA
4025247540	40,5	24,5	25	40			0	0	47	47	83	83	180	180	137	137	90	90	7	7		6,8	EMMA
4025247540	40,5	24,5	40	25	87,4	17,9	0	17	50	115	65	85	210	245								7,2	Caputo et al., 2012
4025247540	40,5	24,5	25	40			9	9	50	50	76	76	177	177	141	141	87	87	14	14		6,7	EMMA
4025247540	40,5	24,5	40	25		17,5	3	3	51	51	72	72	228	228								7,2	Basili et al., 2013
4025247540	40,5	24,5	40	25		17,5	7	7	51	51	72	72	228	228								7,2	Basili et al., 2013
4025247540	40,5	24,5	40	25		17,5	11	11	51	51	72	72	228	228								7,2	Basili et al., 2013
4025247540	40,5	24,5	40	25		17,5	16	16	51	51	72	72	228	228								7,2	Basili et al., 2013
4025247540	40,5	24,5	40	25		17,5	3	3	52	52	72	72	228	228								7,2	Basili et al., 2013
4025247540	40,5	24,5	40	25		17,5	7	7	52	52	72	72	228	228								7,2	Basili et al., 2013
4025247540	40,5	24,5	40	25		17,5	11	11	52	52	72	72	228	228								7,2	Basili et al., 2013
4025247540	40,5	24,5	40	25		17,5	16	16	52	52	72	72	228	228								7,2	Basili et al., 2013
4025247540	40,5	24,5	40	25		17,5	3	3	56	56	72	72	228	228								7,2	Basili et al., 2013
4025247540	40,5	24,5	40	25		17,5	7	7	56	56	72	72	228	228								7,2	Basili et al., 2013
4025247540	40,5	24,5	40	25		17,5	11	11	56	56	72	72	228	228								7,2	Basili et al., 2013
4025247540	40,5	24,5	40	25		17,5	16	16	56	56	72	72	228	228								7,2	Basili et al., 2013
4025247540	40,5	24,5	40	25		17,5	3	3	62	62	72	72	228	228								7,2	Basili et al., 2013
4025247540	40,5	24,5	40	25		17,5	7	7	62	62	72	72	228	228								7,2	Basili et al., 2013
4025247540	40,5	24,5	40	25		17,5	11	11	62	62	72	72	228	228								7,2	Basili et al., 2013
4025247540	40,5	24,5	40	25		17,5	16	16	62	62	72	72	228	228								7,2	Basili et al., 2013
4025247540	40,5	24,5	40	25		17,5	3	3	64	64	72	72	228	228								7,2	Basili et al., 2013
4025247540	40,5	24,5	40	25		17,5	7	7	64	64	72	72	228	228								7,2	Basili et al., 2013
4025247540	40,5	24,5	40	25		17,5	11	11	64	64	72	72	228	228								7,2	Basili et al., 2013
4025247540	40,5	24,5	40	25		17,5	16	16	64	64	72	72	228	228								7,2	Basili et al., 2013
4025247540	40,5	24,5	40	25			6	34	68	92	34	60	231	297								8	Sorensen et al., 2012
4025247540	40,5	24,5	40	25			6	34	70	76	57	89	181	215								8	Sorensen et al., 2012
4025247540	40,5	24,5	40	25		17,5	3	3	70	70	72	72	228	228								7,2	Basili et al., 2013
4025247540	40,5	24,5	40	25		17,5	7	7	70	70	72	72	228	228								7,2	Basili et al., 2013
4025247540	40,5	24,5	40	25		17,5	11	11	70	70	72	72	228	228								7,2	Basili et al., 2013
4025247540	40,5	24,5	40	25		17,5	16	16	70	70	72	72	228	228								7,2	Basili et al., 2013
4025247540	40,5	24,5	40	25		17,5	3	3	72	72	72	72	228	228								7,2	Basili et al., 2013
4025247540	40,5	24,5	40	25		17,5	7	7	72	72	72	72	228	228								7,2	Basili et al., 2013
4025247540	40,5	24,5	40	25		17,5	11	11	72	72	72	72	228	228								7,2	Basili et al., 2013
4025247540	40,5	24,5	40	25		17,5	16	16	72	72	72	72	228	228								7,2	Basili et al., 2013
4025247540	40,5	24,5	40	25					72	72	64	64	183	183									Moratto et al., 2007
4025247540	40,5	24,5	25	40			33	33	73	73	40	40	220	220	310	310	66	66	303	303		5,5	EMMA
4025247540	40,5	24,5	25	40			33	33	132	132	32	32	270	270	312	312	58	58	270	270		5,1	EMMA

Table B.1. Compiled moment tensor database for each analysis bin in 0-40 km depth.

4025247540	40,5	24,5	25	40			33	33	132	132	32	32	270	270	312	312	58	58	270	270		5,6	EMMA
4025247540	40,5	24,5	40	25			33	33	132	132	32	32	270	270								5,6	Kiratzi et al., 2003
4025247540	40,5	24,5	25	40			2	2	137	137	89	89	6	6	47	47	84	84	179	179		6,4	EMMA
4025247540	40,5	24,5	25	40			2	2	137	137	78	78	359	359	228	228	89	89	192	192		6,4	EMMA
4025247540	40,5	24,5	40	25			6	34	216	250	64	88	160	176								8	Sorensen et al., 2012
4025247540	40,5	24,5	40	25		17	16	16	225	225	68	68	180	180								7,6	Basili et al., 2013
4025247540	40,5	24,5	40	25		17	16	16	225	225	68	68	180	180								7,6	Basili et al., 2013
4025247540	40,5	24,5	40	25		17	12	12	225	225	68	68	180	180								7,6	Basili et al., 2013
4025247540	40,5	24,5	40	25		17	7	7	225	225	68	68	180	180								7,6	Basili et al., 2013
4025247540	40,5	24,5	40	25		17	3	3	225	225	68	68	180	180								7,6	Basili et al., 2013
4025247540	40,5	24,5	40	25		17	16	16	226	226	68	68	180	180								7,6	Basili et al., 2013
4025247540	40,5	24,5	40	25		17	12	12	226	226	68	68	180	180								7,6	Basili et al., 2013
4025247540	40,5	24,5	40	25		17	7	7	226	226	68	68	180	180								7,6	Basili et al., 2013
4025247540	40,5	24,5	40	25		17	3	3	226	226	68	68	180	180								7,6	Basili et al., 2013
4025247540	40,5	24,5	40	25		17	16	16	229	229	68	68	180	180								7,6	Basili et al., 2013
4025247540	40,5	24,5	40	25		17	12	12	229	229	68	68	180	180								7,6	Basili et al., 2013
4025247540	40,5	24,5	40	25		17	7	7	229	229	68	68	180	180								7,6	Basili et al., 2013
4025247540	40,5	24,5	40	25		17	3	3	229	229	68	68	180	180								7,6	Basili et al., 2013
4025247540	40,5	24,5	40	25			10	10	229	229	81	81	186	186								6,7	Dziewonski et al., 1981
4025247540	40,5	24,5	25	40			10	10	229	229	81	81	186	186	138	138	84	84	351	351		6,6	EMMA
4025247540	40,5	24,5	40	25		17	16	16	229	229	68	68	180	180								7,6	Basili et al., 2013
4025247540	40,5	24,5	40	25		17	12	12	229	229	68	68	180	180								7,6	Basili et al., 2013
4025247540	40,5	24,5	40	25		17	16	16	229	229	68	68	180	180								7,6	Basili et al., 2013
4025247540	40,5	24,5	40	25		17	7	7	229	229	68	68	180	180								7,6	Basili et al., 2013
4025247540	40,5	24,5	40	25		17	12	12	229	229	68	68	180	180								7,6	Basili et al., 2013
4025247540	40,5	24,5	40	25		17	3	3	229	229	68	68	180	180								7,6	Basili et al., 2013
4025247540	40,5	24,5	40	25		17	7	7	229	229	68	68	180	180								7,6	Basili et al., 2013
4025247540	40,5	24,5	40	25		17	3	3	229	229	68	68	180	180								7,6	Basili et al., 2013
4025247540	40,5	24,5	40	25			6	34	235	251	69	77	186	204								8	Sorensen et al., 2012
4025247540	40,5	24,5	40	25			6	34	252	286	40	54	221	291								8	Sorensen et al., 2012
4025247540	40,5	24,5	40	25					275	275	88	88	184	184									Mitsakaki et al., 2013
4025247540	40,5	24,5	25	40			0	0	294	294	70	70	38	38	188	188	54	54	155	155		5,5	EMMA
4025247540	40,5	24,5	25	40			33	33	310	310	89	89	1	1	220	220	89	89	179	179		5,5	EMMA
4025247540	40,5	24,5	40	25																		,ã+7	Compiled Historical Catalogue
4025247540	40,5	24,5	40	25																		7,8	Koravos et al., 2003
4025247540	40,5	24,5	40	25																		7,3	Papaioannou and Papazachos, 2000
4025252540	40,5	25	25,5	40			33	33	40	40	90	90	180	180	130	130	90	90	0	0		5,1	EMMA
4025252540	40,5	25	25,5	40			10	10	64	64	34	34	201	201	316	316	78	78	302	302		5,1	EMMA
4025252540	40,5	25	40	25,5			10	10	64	64	34	34	201	201								5,2	Dziewonski et al., 1981
4025252540	40,5	25	40	25,5			6	34	68	92	34	60	231	297								8	Sorensen et al., 2012
4025252540	40,5	25	40	25,5		19	2	2	70	70	64	64	203	203									Basili et al., 2013
4025252540	40,5	25	40	25,5		19	7	7	70	70	64	64	203	203									Basili et al., 2013
4025252540	40,5	25	40	25,5		19	12	12	70	70	64	64	203	203									Basili et al., 2013
4025252540	40,5	25	40	25,5		19	2	2	70	70	64	64	203	203									Basili et al., 2013
4025252540	40,5	25	40	25,5		19	7	7	70	70	64	64	203	203									Basili et al., 2013
4025252540	40,5	25	40	25,5		19	12	12	70	70	64	64	203	203									Basili et al., 2013
4025252540	40,5	25	40	25,5			6	34	70	76	57	89	181	215								8	Sorensen et al., 2012
4025252540	40,5	25	40	25,5		19	17	17	70	70	64	64	203	203									Basili et al., 2013
4025252540	40,5	25	40	25,5		19	2	2	70	70	64	64	203	203									Basili et al., 2013
4025252540	40,5	25	40	25,5		19	7	7	70	70	64	64	203	203									Basili et al., 2013
4025252540	40,5	25	40	25,5		19	12	12	70	70	64	64	203	203									Basili et al., 2013
4025252540	40,5	25	40	25,5		19	2	2	70	70	64	64	203	203									Basili et al., 2013
4025252540	40,5	25	40	25,5		19	2	2	70	70	64	64	203	203									Basili et al., 2013
4025252540	40,5	25	40	25,5		19	7	7	70	70	64	64	203	203									Basili et al., 2013
4025252540	40,5	25	40	25,5			10	10	71	71	58	58	185	185								5,2	Dziewonski et al., 1981
4025252540	40,5	25	25,5	40			15	15	71	71	58	58	185	185	338	338	86	86	328	328		5,3	EMMA
4025252540	40,5	25	25,5	40			4	4	71	71	58	58	185	185	338	338	86	86	328	328		5,1	EMMA
4025252540	40,5	25	40	25,5			10	10	71	71	57	57	185	185	338	338	86	86	327	327		5,4	ISC MT Catalogue
4025252540	40,5	25	40	25,5		19	2	2	72	72	68	68	203	203								7,1	Basili et al., 2013
4025252540	40,5	25	40	25,5		19	7	7	72	72	68	68	203	203								7,1	Basili et al., 2013
4025252540	40,5	25	40	25,5		19	12	12	72	72	68	68	203	203								7,1	Basili et al., 2013
4025252540	40,5	25	40	25,5		19	2	2	73	73	64	64	203	203									Basili et al., 2013
4025252540	40,5	25	40	25,5		19	2	2	73	73	64	64	203	203									Basili et al., 2013
4025252540	40,5	25	40	25,5		19	7	7	73	73	64	64	203	203									Basili et al., 2013
4025252540	40,5	25	40	25,5		19	7	7	73	73	64	64	203	203									Basili et al., 2013
4025252540	40,5	25	40	25,5		19	12	12	73	73	64	64	203	203									Basili et al., 2013
4025252540	40,5	25	40	25,5		19	17	17	73	73	64	64	203	203									Basili et al., 2013
4025252540	40,5	25	40	25,5		19	2	2	77	77	68	68	203	203								7,1	Basili et al., 2013
4025252540	40,5	25	40	25,5		19	7	7	77	77	68	68	203	203								7,1	Basili et al., 2013
4025252540	40,5	25	40	25,5		19	12	12	77	77	68	68	203	203								7,1	Basili et al., 2013
4025252540	40,5	25	40	25,5		19	17	17	77	77	68	68	203	203								7,1	Basili et al., 2013
4025252540	40,5	25	40	25,5		19	17	17	92	92	69	69	203	203								7,1	Basili et al., 2013
4025252540	40,5	25	40	25,5		19	12	12	92	92	69	69	203	203								7,1	Basili et al., 2013
4025252540	40,5	25	40	25,5		19	7	7	92	92	69	69	203	203								7,1	Basili et al., 2013
4025252540	40,5	25	40	25,5		19	2	2	92	92	69	69	203	203								7,1	Basili et al., 2013
4025252540	40,5	25	40	25,5		19	17	17	98	98	69	69	203	203								7,1	Basili et al., 2013
4025252540	40,5	25	40	25,5		19	12	12	98	98	69	69	203	203								7,1	Basili et al., 2013
4025252540	40,5	25	40	25,5		19	7	7	98	98	69	69	203	203								7,1	Basili et al., 2013
4025252540	40,5	25	40	25,5		19	2	2	98	98	69	69	203	203								7,1	Basili et al., 2013
4025252540	40,5	25	40	25,5		19	17	17	107	107	70	70	203	203								7,1	Basili et al., 2013
4025252540	40,5	25	40	25,5		19	12	12	107	107	70	70	203	203								7,1	Basili et al., 2013
4025252540	40,5	25	40	25,5		19	7	7	107	107	70	70	203	203								7,1	Basili et al., 2013
4025252540	40,5	25	40	25,5		19	2	2	107	107	70	70	203	203								7,1	Basili et al., 2013
4025252540	40,5	25	40	25,5		19	17	17	109	109	71	71	203	203								7,1	Basili et al., 2013
4025252540	40,5	25	40	25,5		19	12	12	109	109	71	71	203	203								7,1	Basili et al., 2013
4025252540	40,5	25	40	25,5		19	7	7	109	109	71	71	203	203								7,1	Basili et al., 2013
4025252540	40,5	25	40	25,5		19	2	2	109	109	71	71	203	203								7,1	Basili et al., 2013
4025252540	40,5	25	25,5	40			33	33	130	130	90	90	0	0	40	40	90	90	180	180		5,1	EMMA
4025252540	40,5	25	25,5	40			33	33	130	130	90	90	180	180	40	40	90	90	0	0		4,9	EMMA
4025252540	40,5	25	40	25,5			0	0	165	165	15	15	348	348								5,2	Canitez and Ucer, 1967
4025252540	40,5	25	25,5	40			0	0	165	165	15	15	348	348	267	267	87	87	256	256		5,2	EMMA
4025252540	40,5	25	40	25,5			6	34	216	250	64	88	160	176								8	Sorensen et al., 2012
4025252540	40,5	25	40	25,5		16	13	13	234	234	79	79	198	198									Basili et al., 2013
4025252540	40,5	25	40	25,5		16	8	8	234	234	79	79	198	198									Basili et al., 2013

Table B.1. Compiled moment tensor database for each analysis bin in 0-40 km depth.

4025252540	40,5	25	40	25,5		16	3	3	234	234	79	79	198	198								Basili et al., 2013
4025252540	40,5	25	40	25,5	275	28,9	0	18	235	275	65	90	190	225							7,5	Caputo et al., 2012
4025252540	40,5	25	40	25,5			6	34	235	251	69	77	186	204							8	Sorensen et al., 2012
4025252540	40,5	25	40	25,5		16	13	13	235	235	79	79	198	198								Basili et al., 2013
4025252540	40,5	25	40	25,5		16	8	8	235	235	79	79	198	198								Basili et al., 2013
4025252540	40,5	25	40	25,5		16	3	3	235	235	79	79	198	198								Basili et al., 2013
4025252540	40,5	25	40	25,5		17,5	16	16	247	247	70	70	186	186								Basili et al., 2013
4025252540	40,5	25	40	25,5		17,5	11	11	247	247	70	70	186	186								Basili et al., 2013
4025252540	40,5	25	40	25,5		17,5	7	7	247	247	70	70	186	186								Basili et al., 2013
4025252540	40,5	25	40	25,5		17,5	3	3	247	247	70	70	186	186								Basili et al., 2013
4025252540	40,5	25	40	25,5		17,5	16	16	248	248	70	70	186	186								Basili et al., 2013
4025252540	40,5	25	40	25,5		17,5	16	16	248	248	70	70	186	186								Basili et al., 2013
4025252540	40,5	25	40	25,5		17,5	11	11	248	248	70	70	186	186								Basili et al., 2013
4025252540	40,5	25	40	25,5		17,5	16	16	248	248	70	70	186	186								Basili et al., 2013
4025252540	40,5	25	40	25,5		17,5	11	11	248	248	70	70	186	186								Basili et al., 2013
4025252540	40,5	25	40	25,5		17,5	7	7	248	248	70	70	186	186								Basili et al., 2013
4025252540	40,5	25	40	25,5		17,5	7	7	248	248	70	70	186	186								Basili et al., 2013
4025252540	40,5	25	40	25,5		17,5	11	11	248	248	70	70	186	186								Basili et al., 2013
4025252540	40,5	25	40	25,5		17,5	3	3	248	248	70	70	186	186								Basili et al., 2013
4025252540	40,5	25	40	25,5		17,5	16	16	248	248	70	70	186	186								Basili et al., 2013
4025252540	40,5	25	40	25,5		17,5	7	7	248	248	70	70	186	186								Basili et al., 2013
4025252540	40,5	25	40	25,5		17,5	3	3	248	248	70	70	186	186								Basili et al., 2013
4025252540	40,5	25	40	25,5		17,5	11	11	248	248	70	70	186	186								Basili et al., 2013
4025252540	40,5	25	40	25,5		17,5	3	3	248	248	70	70	186	186								Basili et al., 2013
4025252540	40,5	25	40	25,5		17,5	7	7	248	248	70	70	186	186								Basili et al., 2013
4025252540	40,5	25	40	25,5		17,5	3	3	248	248	70	70	186	186								Basili et al., 2013
4025252540	40,5	25	40	25,5			6	34	252	286	40	54	221	291							8	Sorensen et al., 2012
4025252540	40,5	25	40	25,5					253	253	80	80	165	165								Moratto et al., 2007
4025252540	40,5	25	40	25,5					275	275	88	88	184	184								Mitsakaki et al., 2013
4025252540	40,5	25	25,5	40			0	0	325	325	4	4	146	146	89	89	88	88	87	87	5,2	EMMA
4025252540	40,5	25	40	25,5			0	0	325	325	4	4	146	146							5,2	Canitez and Ucer, 1967
4025252540	40,5	25	40	25,5																	7	Compiled Historical Catalogue
4025252540	40,5	25	40	25,5																	7,8	Koravos et al., 2003
4025252540	40,5	25	40	25,5																	7,1	Papaioannou and Papazachos, 2000
4025257540	40,5	25,5	40	26			14	14	6	6	86	86	284	284							3,8	Kalafat MT Catalogue
4025257540	40,5	25,5	40	26		17,5	3	3	32	32	71	71	217	217								Basili et al., 2013
4025257540	40,5	25,5	40	26		17,5	7	7	32	32	71	71	217	217								Basili et al., 2013
4025257540	40,5	25,5	40	26		17,5	3	3	32	32	71	71	217	217								Basili et al., 2013
4025257540	40,5	25,5	40	26		17,5	11	11	32	32	71	71	217	217								Basili et al., 2013
4025257540	40,5	25,5	40	26		17,5	7	7	32	32	71	71	217	217								Basili et al., 2013
4025257540	40,5	25,5	40	26		17,5	16	16	32	32	71	71	217	217								Basili et al., 2013
4025257540	40,5	25,5	40	26		17,5	11	11	32	32	71	71	217	217								Basili et al., 2013
4025257540	40,5	25,5	40	26		17,5	16	16	32	32	71	71	217	217								Basili et al., 2013
4025257540	40,5	25,5	40	26		17,5	3	3	41	41	70	70	217	217								Basili et al., 2013
4025257540	40,5	25,5	40	26		17,5	7	7	41	41	70	70	217	217								Basili et al., 2013
4025257540	40,5	25,5	40	26		17,5	11	11	41	41	70	70	217	217								Basili et al., 2013
4025257540	40,5	25,5	40	26		17,5	16	16	41	41	70	70	217	217								Basili et al., 2013
4025257540	40,5	25,5	40	26		17,5	3	3	41	41	70	70	217	217								Basili et al., 2013
4025257540	40,5	25,5	40	26		17,5	7	7	41	41	70	70	217	217								Basili et al., 2013
4025257540	40,5	25,5	40	26		17,5	11	11	41	41	70	70	217	217								Basili et al., 2013
4025257540	40,5	25,5	40	26		17,5	16	16	41	41	70	70	217	217								Basili et al., 2013
4025257540	40,5	25,5	40	26			14	14	51	51	81	81	152	152							4	Karabulut et al., 2006
4025257540	40,5	25,5	40	26		17,5	3	3	59	59	70	70	217	217								Basili et al., 2013
4025257540	40,5	25,5	40	26		17,5	7	7	59	59	70	70	217	217								Basili et al., 2013
4025257540	40,5	25,5	40	26		17,5	11	11	59	59	70	70	217	217								Basili et al., 2013
4025257540	40,5	25,5	40	26		19	2	2	65	65	64	64	203	203								Basili et al., 2013
4025257540	40,5	25,5	40	26		19	7	7	65	65	64	64	203	203								Basili et al., 2013
4025257540	40,5	25,5	40	26		19	12	12	65	65	64	64	203	203								Basili et al., 2013
4025257540	40,5	25,5	40	26		19	17	17	65	65	64	64	203	203								Basili et al., 2013
4025257540	40,5	25,5	40	26		19	2	2	65	65	64	64	203	203								Basili et al., 2013
4025257540	40,5	25,5	40	26		19	7	7	65	65	64	64	203	203								Basili et al., 2013
4025257540	40,5	25,5	40	26		19	12	12	65	65	64	64	203	203								Basili et al., 2013
4025257540	40,5	25,5	40	26		19	17	17	65	65	64	64	203	203								Basili et al., 2013
4025257540	40,5	25,5	40	26		19	2	2	66	66	64	64	203	203								Basili et al., 2013
4025257540	40,5	25,5	40	26		19	2	2	66	66	64	64	203	203								Basili et al., 2013
4025257540	40,5	25,5	40	26		19	7	7	66	66	64	64	203	203								Basili et al., 2013
4025257540	40,5	25,5	40	26		19	7	7	66	66	64	64	203	203								Basili et al., 2013
4025257540	40,5	25,5	40	26		19	12	12	66	66	64	64	203	203								Basili et al., 2013
4025257540	40,5	25,5	40	26		19	12	12	66	66	64	64	203	203								Basili et al., 2013
4025257540	40,5	25,5	40	26		19	17	17	66	66	64	64	203	203								Basili et al., 2013
4025257540	40,5	25,5	40	26		19	17	17	66	66	64	64	203	203								Basili et al., 2013
4025257540	40,5	25,5	40	26		19	2	2	67	67	64	64	203	203								Basili et al., 2013
4025257540	40,5	25,5	40	26		19	7	7	67	67	64	64	203	203								Basili et al., 2013
4025257540	40,5	25,5	40	26		19	12	12	67	67	64	64	203	203								Basili et al., 2013
4025257540	40,5	25,5	40	26		19	17	17	67	67	64	64	203	203								Basili et al., 2013
4025257540	40,5	25,5	40	26		19	2	2	68	68	69	69	203	203							7,1	Basili et al., 2013
4025257540	40,5	25,5	40	26		19	7	7	68	68	69	69	203	203							7,1	Basili et al., 2013
4025257540	40,5	25,5	40	26		19	12	12	68	68	69	69	203	203							7,1	Basili et al., 2013
4025257540	40,5	25,5	40	26		19	17	17	68	68	69	69	203	203							7,1	Basili et al., 2013
4025257540	40,5	25,5	40	26			14	14	69	69	83	83	165	165							4	Karabulut et al., 2006
4025257540	40,5	25,5	40	26		19	2	2	69	69	68	68	203	203							7,1	Basili et al., 2013
4025257540	40,5	25,5	40	26		19	7	7	69	69	68	68	203	203							7,1	Basili et al., 2013
4025257540	40,5	25,5	40	26		19	12	12	69	69	68	68	203	203							7,1	Basili et al., 2013
4025257540	40,5	25,5	40	26		19	17	17	69	69	68	68	203	203							7,1	Basili et al., 2013
4025257540	40,5	25,5	40	26		19	2	2	69	69	68	68	203	203							7,1	Basili et al., 2013
4025257540	40,5	25,5	40	26		19	7	7	69	69	68	68	203	203							7,1	Basili et al., 2013
4025257540	40,5	25,5	40	26		19	12	12	69	69	68	68	203	203							7,1	Basili et al., 2013
4025257540	40,5	25,5	40	26		19	17	17	69	69	68	68	203	203							7,1	Basili et al., 2013
4025257540	40,5	25,5	40	26		19	2	2	71	71	68	68	203	203							7,1	Basili et al., 2013
4025257540	40,5	25,5	40	26		19	7	7	71	71	68	68	203	203							7,1	Basili et al., 2013
4025257540	40,5	25,5	40	26		19	12	12	71	71	68	68	203	203							7,1	Basili et al., 2013
4025257540	40,5	25,5	40	26		19	17	17	71	71	68	68	203	203							7,1	Basili et al., 2013
4025257540	40,5	25,5	40	26		19	17	17	72	72	68	68	203	203							7,1	Basili et al., 2013
4025257540	40,5	25,5	40	26			12	12	73	73	89	89	159	159							5,2	Kalafat MT Catalogue

Table B.1. Compiled moment tensor database for each analysis bin in 0-40 km depth.

4025257540	40,5	25,5	40	26		19	2	2	73	73	64	64	203	203								Basili et al., 2013
4025257540	40,5	25,5	40	26		19	7	7	73	73	64	64	203	203								Basili et al., 2013
4025257540	40,5	25,5	40	26		19	12	12	73	73	64	64	203	203								Basili et al., 2013
4025257540	40,5	25,5	40	26		19	17	17	73	73	64	64	203	203								Basili et al., 2013
4025257540	40,5	25,5	40	26		19	12	12	73	73	64	64	203	203								Basili et al., 2013
4025257540	40,5	25,5	40	26		19	17	17	73	73	64	64	203	203								Basili et al., 2013
4025257540	40,5	25,5	40	26		19	2	2	73	73	64	64	203	203								Basili et al., 2013
4025257540	40,5	25,5	40	26		19	7	7	73	73	64	64	203	203								Basili et al., 2013
4025257540	40,5	25,5	40	26		19	12	12	73	73	64	64	203	203								Basili et al., 2013
4025257540	40,5	25,5	40	26		19	17	17	73	73	64	64	203	203								Basili et al., 2013
4025257540	40,5	25,5	40	26			13	13	74	74	82	82	178	178							5,1	Karabulut et al., 2006
4025257540	40,5	25,5	40	26			13	13	74	74	89	89	187	187							3,8	Karabulut et al., 2006
4025257540	40,5	25,5	40	26		19	2	2	74	74	68	68	203	203							7,1	Basili et al., 2013
4025257540	40,5	25,5	40	26		19	7	7	74	74	68	68	203	203							7,1	Basili et al., 2013
4025257540	40,5	25,5	40	26		19	12	12	74	74	68	68	203	203							7,1	Basili et al., 2013
4025257540	40,5	25,5	40	26		19	17	17	74	74	68	68	203	203							7,1	Basili et al., 2013
4025257540	40,5	25,5	40	26		19	2	2	75	75	64	64	203	203								Basili et al., 2013
4025257540	40,5	25,5	40	26		19	7	7	75	75	64	64	203	203								Basili et al., 2013
4025257540	40,5	25,5	40	26		19	12	12	75	75	64	64	203	203								Basili et al., 2013
4025257540	40,5	25,5	40	26		19	17	17	75	75	64	64	203	203								Basili et al., 2013
4025257540	40,5	25,5	40	26			18	18	75	75	76	76	199	199	341	341	71	71	345	345	5,2	ISC MT Catalogue
4025257540	40,5	25,5	40	26			12	12	75	75	87	87	186	186							4,1	Karabulut et al., 2006
4025257540	40,5	25,5	40	26			15	15	76	76	83	83	182	182	346	346	88	88	353	353	5	ISC MT Catalogue
4025257540	40,5	25,5	40	26		19	2	2	78	78	64	64	203	203								Basili et al., 2013
4025257540	40,5	25,5	40	26		19	7	7	78	78	64	64	203	203								Basili et al., 2013
4025257540	40,5	25,5	40	26		19	12	12	78	78	64	64	203	203								Basili et al., 2013
4025257540	40,5	25,5	40	26			15	15	80	80	80	80	208	208	345	345	62	62	348	348	4,8	ISC MT Catalogue
4025257540	40,5	25,5	40	26		19	2	2	82	82	68	68	203	203							7,1	Basili et al., 2013
4025257540	40,5	25,5	40	26		19	7	7	82	82	68	68	203	203							7,1	Basili et al., 2013
4025257540	40,5	25,5	40	26		19	12	12	82	82	68	68	203	203							7,1	Basili et al., 2013
4025257540	40,5	25,5	40	26		19	17	17	82	82	68	68	203	203							7,1	Basili et al., 2013
4025257540	40,5	25,5	40	26		19	2	2	83	83	68	68	203	203							7,1	Basili et al., 2013
4025257540	40,5	25,5	40	26		19	7	7	83	83	68	68	203	203							7,1	Basili et al., 2013
4025257540	40,5	25,5	40	26		19	12	12	83	83	68	68	203	203							7,1	Basili et al., 2013
4025257540	40,5	25,5	40	26		19	17	17	83	83	68	68	203	203							7,1	Basili et al., 2013
4025257540	40,5	25,5	40	26		19	2	2	84	84	68	68	203	203							7,1	Basili et al., 2013
4025257540	40,5	25,5	40	26		19	7	7	84	84	68	68	203	203							7,1	Basili et al., 2013
4025257540	40,5	25,5	40	26		19	12	12	84	84	68	68	203	203							7,1	Basili et al., 2013
4025257540	40,5	25,5	40	26		19	17	17	84	84	68	68	203	203							7,1	Basili et al., 2013
4025257540	40,5	25,5	40	26			19	19	89	89	53	53	173	173							4,2	Karabulut et al., 2006
4025257540	40,5	25,5	40	26			12	12	92	92	58	58	207	207							4,9	INGV RCMT Catalogue
4025257540	40,5	25,5	40	26			10	10	138	138	61	61	303	303							4,3	Kalafat MT Catalogue
4025257540	40,5	25,5	40	26			16	16	145	145	86	86	156	156							4,4	Kalafat MT Catalogue
4025257540	40,5	25,5	40	26			20	20	152	152	90	90	186	186							4,3	Kalafat MT Catalogue
4025257540	40,5	25,5	40	26			6	6	214	214	54	54	272	272							4,3	Kalafat MT Catalogue
4025257540	40,5	25,5	40	26	275	28,9	0	18	235	275	65	90	190	225							7,5	Caputo et al., 2012
4025257540	40,5	25,5	40	26			14	14	244	244	87	87	184	184							3,8	Karabulut et al., 2006
4025257540	40,5	25,5	40	26		17,5	16	16	247	247	70	70	186	186								Basili et al., 2013
4025257540	40,5	25,5	40	26		17,5	11	11	247	247	70	70	186	186								Basili et al., 2013
4025257540	40,5	25,5	40	26		17,5	7	7	247	247	70	70	186	186								Basili et al., 2013
4025257540	40,5	25,5	40	26		17,5	3	3	247	247	70	70	186	186								Basili et al., 2013
4025257540	40,5	25,5	40	26		17,5	16	16	252	252	70	70	186	186								Basili et al., 2013
4025257540	40,5	25,5	40	26		17,5	11	11	252	252	70	70	186	186								Basili et al., 2013
4025257540	40,5	25,5	40	26		17,5	7	7	252	252	70	70	186	186								Basili et al., 2013
4025257540	40,5	25,5	40	26		17,5	3	3	252	252	70	70	186	186								Basili et al., 2013
4025257540	40,5	25,5	40	26		17,5	16	16	252	252	70	70	186	186								Basili et al., 2013
4025257540	40,5	25,5	40	26		17,5	16	16	252	252	70	70	186	186								Basili et al., 2013
4025257540	40,5	25,5	40	26		17,5	11	11	252	252	70	70	186	186								Basili et al., 2013
4025257540	40,5	25,5	40	26		17,5	11	11	252	252	70	70	186	186								Basili et al., 2013
4025257540	40,5	25,5	40	26		17,5	16	16	252	252	70	70	186	186								Basili et al., 2013
4025257540	40,5	25,5	40	26		17,5	7	7	252	252	70	70	186	186								Basili et al., 2013
4025257540	40,5	25,5	40	26		17,5	11	11	252	252	70	70	186	186								Basili et al., 2013
4025257540	40,5	25,5	40	26		17,5	7	7	252	252	70	70	186	186								Basili et al., 2013
4025257540	40,5	25,5	40	26		17,5	3	3	252	252	70	70	186	186								Basili et al., 2013
4025257540	40,5	25,5	40	26		17,5	7	7	252	252	70	70	186	186								Basili et al., 2013
4025257540	40,5	25,5	40	26		17,5	3	3	252	252	70	70	186	186								Basili et al., 2013
4025257540	40,5	25,5	40	26		17,5	3	3	252	252	70	70	186	186								Basili et al., 2013
4025257540	40,5	25,5	40	26					253	253	80	80	165	165								Moratto et al., 2007
4025257540	40,5	25,5	40	26			10	10	265	265	87	87	233	233							4,7	Kalafat MT Catalogue
4025257540	40,5	25,5	40	26			18	18	265	265	87	87	161	161							4,8	Kalafat MT Catalogue
4025257540	40,5	25,5	40	26					275	275	88	88	184	184								Mitsakaki et al., 2013
4025257540	40,5	25,5	40	26		13	2	2	286	286	55	55	255	255							6,8	Basili et al., 2013
4025257540	40,5	25,5	40	26		13	7	7	286	286	55	55	255	255							6,8	Basili et al., 2013
4025257540	40,5	25,5	40	26		13	2	2	286	286	55	55	255	255							6,8	Basili et al., 2013
4025257540	40,5	25,5	40	26		13	2	2	287	287	55	55	255	255							6,8	Basili et al., 2013
4025257540	40,5	25,5	40	26		13	7	7	287	287	55	55	255	255							6,8	Basili et al., 2013
4025257540	40,5	25,5	40	26		13	2	2	287	287	55	55	255	255							6,8	Basili et al., 2013
4025257540	40,5	25,5	40	26			5	5	293	293	41	41	288	288							4,9	INGV RCMT Catalogue
4025257540	40,5	25,5	40	26			35	35	335	335	85	85	335	335	67	67	65	65	186	186	5	ISC MT Catalogue
4025257540	40,5	25,5	40	26			15	15	338	338	86	86	327	327							5,4	Kalafat MT Catalogue
4025257540	40,5	25,5	40	26			18	18	342	342	46	46	345	345							4,8	INGV RCMT Catalogue
4025257540	40,5	25,5	40	26			12	12	342	342	90	90	17	17							4,9	Kalafat MT Catalogue
4025257540	40,5	25,5	40	26			12	12	346	346	79	79	350	350	78	78	80	80	191	191	5,2	ISC MT Catalogue
4025257540	40,5	25,5	40	26			18	18	356	356	71	71	3	3	265	265	87	87	161	161	4,8	ISC MT Catalogue
4025257540	40,5	25,5	40	26																	6,9	Compiled Historical Catalogue
4025257540	40,5	25,5	40	26																	7,8	Koravos et al., 2003
4025257540	40,5	25,5	40	26																	7,8	Koravos et al., 2003
4025257540	40,5	25,5	40	26																	7,1	Papaioannou and Papazachos, 2000
4025262540	40,5	26	26,5	40			0	0	15	15	26	26	270	270	195	195	64	64	270	270	5,6	EMMA
4025262540	40,5	26	26,5	40			5	5	41	41	60	60	232	232	278	278	47	47	317	317	6,5	EMMA
4025262540	40,5	26	26,5	40			15	15	41	41	60	60	232	232	279	279	46	46	318	318	6,5	EMMA
4025262540	40,5	26	26,5	40			5	5	41	41	60	60	233	233	279	279	46	46	316	316	6,1	EMMA
4025262540	40,5	26	26,5	40			15	15	41	41	60	60	235	235	275	275	45	45	315	315	6,6	EMMA
4025262540	40,5	26	40	26,5			0	0	42	42	75	75	12	12							5,2	Constantinescu et al., 1966

Table B.1. Compiled moment tensor database for each analysis bin in 0-40 km depth.

4025262540	40,5	26	26,5	40			0	0	42	42	75	75	12	12	309	309	80	80	164	164		5,2	EMMA
4025262540	40,5	26	40	26,5		19	2	2	58	58	65	65	203	203									Basili et al., 2013
4025262540	40,5	26	40	26,5		19	7	7	58	58	65	65	203	203									Basili et al., 2013
4025262540	40,5	26	40	26,5		19	2	2	58	58	65	65	203	203									Basili et al., 2013
4025262540	40,5	26	40	26,5		19	12	12	58	58	65	65	203	203									Basili et al., 2013
4025262540	40,5	26	40	26,5		19	7	7	58	58	65	65	203	203									Basili et al., 2013
4025262540	40,5	26	40	26,5		19	17	17	58	58	65	65	203	203									Basili et al., 2013
4025262540	40,5	26	40	26,5		19	12	12	58	58	65	65	203	203									Basili et al., 2013
4025262540	40,5	26	40	26,5		19	17	17	58	58	65	65	203	203									Basili et al., 2013
4025262540	40,5	26	40	26,5		19	2	2	58	58	65	65	203	203									Basili et al., 2013
4025262540	40,5	26	40	26,5		19	7	7	58	58	65	65	203	203									Basili et al., 2013
4025262540	40,5	26	40	26,5		19	12	12	58	58	65	65	203	203									Basili et al., 2013
4025262540	40,5	26	40	26,5		19	17	17	58	58	65	65	203	203									Basili et al., 2013
4025262540	40,5	26	40	26,5		19	2	2	59	59	65	65	203	203									Basili et al., 2013
4025262540	40,5	26	40	26,5		19	7	7	59	59	65	65	203	203									Basili et al., 2013
4025262540	40,5	26	40	26,5		19	2	2	59	59	65	65	203	203									Basili et al., 2013
4025262540	40,5	26	40	26,5		19	12	12	59	59	65	65	203	203									Basili et al., 2013
4025262540	40,5	26	40	26,5		19	7	7	59	59	65	65	203	203									Basili et al., 2013
4025262540	40,5	26	40	26,5		19	17	17	59	59	65	65	203	203									Basili et al., 2013
4025262540	40,5	26	40	26,5		19	12	12	59	59	65	65	203	203									Basili et al., 2013
4025262540	40,5	26	40	26,5		19	17	17	59	59	65	65	203	203									Basili et al., 2013
4025262540	40,5	26	40	26,5		17,5	16	16	59	59	70	70	217	217									Basili et al., 2013
4025262540	40,5	26	40	26,5		17,5	3	3	60	60	70	70	217	217									Basili et al., 2013
4025262540	40,5	26	40	26,5		17,5	7	7	60	60	70	70	217	217									Basili et al., 2013
4025262540	40,5	26	40	26,5		17,5	3	3	60	60	70	70	217	217									Basili et al., 2013
4025262540	40,5	26	40	26,5		17,5	11	11	60	60	70	70	217	217									Basili et al., 2013
4025262540	40,5	26	40	26,5		17,5	7	7	60	60	70	70	217	217									Basili et al., 2013
4025262540	40,5	26	40	26,5		17,5	3	3	60	60	70	70	217	217									Basili et al., 2013
4025262540	40,5	26	40	26,5		17,5	16	16	60	60	70	70	217	217									Basili et al., 2013
4025262540	40,5	26	40	26,5		17,5	11	11	60	60	70	70	217	217									Basili et al., 2013
4025262540	40,5	26	40	26,5		17,5	7	7	60	60	70	70	217	217									Basili et al., 2013
4025262540	40,5	26	40	26,5		17,5	16	16	60	60	70	70	217	217									Basili et al., 2013
4025262540	40,5	26	40	26,5		17,5	11	11	60	60	70	70	217	217									Basili et al., 2013
4025262540	40,5	26	40	26,5		17,5	16	16	60	60	70	70	217	217									Basili et al., 2013
4025262540	40,5	26	40	26,5		19	2	2	62	62	64	64	203	203									Basili et al., 2013
4025262540	40,5	26	40	26,5		19	7	7	62	62	64	64	203	203									Basili et al., 2013
4025262540	40,5	26	40	26,5		19	12	12	62	62	64	64	203	203									Basili et al., 2013
4025262540	40,5	26	40	26,5		19	17	17	62	62	64	64	203	203									Basili et al., 2013
4025262540	40,5	26	40	26,5		19	2	2	64	64	64	64	203	203									Basili et al., 2013
4025262540	40,5	26	40	26,5		19	7	7	64	64	64	64	203	203									Basili et al., 2013
4025262540	40,5	26	40	26,5		19	12	12	64	64	64	64	203	203									Basili et al., 2013
4025262540	40,5	26	40	26,5		19	17	17	64	64	64	64	203	203									Basili et al., 2013
4025262540	40,5	26	40	26,5		19	2	2	66	66	69	69	203	203								7,1	Basili et al., 2013
4025262540	40,5	26	40	26,5		19	7	7	66	66	69	69	203	203								7,1	Basili et al., 2013
4025262540	40,5	26	40	26,5		19	12	12	66	66	69	69	203	203								7,1	Basili et al., 2013
4025262540	40,5	26	40	26,5		19	17	17	66	66	69	69	203	203								7,1	Basili et al., 2013
4025262540	40,5	26	40	26,5		19	2	2	67	67	69	69	203	203								7,1	Basili et al., 2013
4025262540	40,5	26	40	26,5		19	7	7	67	67	69	69	203	203								7,1	Basili et al., 2013
4025262540	40,5	26	40	26,5		19	12	12	67	67	69	69	203	203								7,1	Basili et al., 2013
4025262540	40,5	26	40	26,5		19	17	17	67	67	69	69	203	203								7,1	Basili et al., 2013
4025262540	40,5	26	26,5	40			15	15	68	68	55	55	215	215	316	316	62	62	319	319		6,1	EMMA
4025262540	40,5	26	26,5	40			15	15	68	68	55	55	215	215	316	316	62	62	319	319		6,3	EMMA
4025262540	40,5	26	26,5	40			0	0	68	68	55	55	215	215	316	316	62	62	319	319		6,6	EMMA
4025262540	40,5	26	26,5	40			0	0	68	68	55	55	215	215	316	316	62	62	319	319		6,6	EMMA
4025262540	40,5	26	40	26,5			0	0	68	68	55	55	215	215								6,7	Jackson et al., 1992
4025262540	40,5	26	40	26,5		19	7	7	70	70	68	68	203	203								7,1	Basili et al., 2013
4025262540	40,5	26	40	26,5		19	12	12	70	70	68	68	203	203								7,1	Basili et al., 2013
4025262540	40,5	26	40	26,5		19	17	17	70	70	68	68	203	203								7,1	Basili et al., 2013
4025262540	40,5	26	40	26,5		19	2	2	71	71	68	68	203	203								7,1	Basili et al., 2013
4025262540	40,5	26	40	26,5		19	7	7	71	71	68	68	203	203								7,1	Basili et al., 2013
4025262540	40,5	26	40	26,5		19	12	12	71	71	68	68	203	203								7,1	Basili et al., 2013
4025262540	40,5	26	40	26,5		19	17	17	71	71	68	68	203	203								7,1	Basili et al., 2013
4025262540	40,5	26	40	26,5		19	2	2	71	71	64	64	203	203									Basili et al., 2013
4025262540	40,5	26	40	26,5		19	7	7	71	71	64	64	203	203									Basili et al., 2013
4025262540	40,5	26	40	26,5		19	12	12	71	71	64	64	203	203									Basili et al., 2013
4025262540	40,5	26	40	26,5		19	17	17	71	71	64	64	203	203									Basili et al., 2013
4025262540	40,5	26	40	26,5			15	15	73	73	77	77	173	173	165	165	84	84	13	13		5,2	ISC MT Catalogue
4025262540	40,5	26	40	26,5		19	12	12	74	74	68	68	203	203								7,1	Basili et al., 2013
4025262540	40,5	26	40	26,5		19	17	17	74	74	68	68	203	203								7,1	Basili et al., 2013
4025262540	40,5	26	40	26,5			12	12	75	75	85	85	196	196	343	343	74	74	355	355		5,3	ISC MT Catalogue
4025262540	40,5	26	40	26,5		19	17	17	76	76	68	68	203	203								7,1	Basili et al., 2013
4025262540	40,5	26	40	26,5		19	17	17	77	77	68	68	203	203								7,1	Basili et al., 2013
4025262540	40,5	26	40	26,5			17,1	17,1	77	77	70	70	180	180	167	167	90	90	20	20		5,6	ISC MT Catalogue
4025262540	40,5	26	40	26,5			15	15	77	77	86	86	198	198	346	346	72	72	356	356		5,8	ISC MT Catalogue
4025262540	40,5	26	40	26,5			15	15	77	77	84	84	161	161								5,7	Kalafat MT Catalogue
4025262540	40,5	26	40	26,5			16	16	78	78	73	73	171	171								4,3	Karabulut et al., 2006
4025262540	40,5	26	40	26,5		19	2	2	78	78	64	64	203	203									Basili et al., 2013
4025262540	40,5	26	40	26,5		19	7	7	78	78	64	64	203	203									Basili et al., 2013
4025262540	40,5	26	40	26,5		19	12	12	78	78	64	64	203	203									Basili et al., 2013
4025262540	40,5	26	40	26,5		19	17	17	78	78	64	64	203	203									Basili et al., 2013
4025262540	40,5	26	40	26,5		19	17	17	78	78	64	64	203	203									Basili et al., 2013
4025262540	40,5	26	40	26,5		19	2	2	79	79	68	68	203	203								7,1	Basili et al., 2013
4025262540	40,5	26	40	26,5		19	7	7	79	79	68	68	203	203								7,1	Basili et al., 2013
4025262540	40,5	26	40	26,5		19	12	12	79	79	68	68	203	203								7,1	Basili et al., 2013
4025262540	40,5	26	40	26,5		19	17	17	79	79	68	68	203	203								7,1	Basili et al., 2013
4025262540	40,5	26	40	26,5		19	2	2	81	81	68	68	203	203								7,1	Basili et al., 2013
4025262540	40,5	26	40	26,5		19	7	7	81	81	68	68	203	203								7,1	Basili et al., 2013
4025262540	40,5	26	40	26,5		19	12	12	81	81	68	68	203	203								7,1	Basili et al., 2013
4025262540	40,5	26	40	26,5		19	17	17	81	81	68	68	203	203								7,1	Basili et al., 2013
4025262540	40,5	26	40	26,5			17	17	81	81	57	57	204	204								5	INGV RCMT Catalogue
4025262540	40,5	26	40	26,5			10	10	82	82	87	87	162	162								5,5	Kalafat MT Catalogue
4025262540	40,5	26	26,5	40			0	0	154	154	50	50	335	335	261	261	71	71	223	223		5,3	EMMA
4025262540	40,5	26	40	26,5			24	24	164	164	87	87	355	355	254	254	85	85	183	183		5,3	ISC MT Catalogue
4025262540	40,5	26	40	26,5			15	15	165	165	84	84	13	13								5,3	Kalafat MT Catalogue

Table B.1. Compiled moment tensor database for each analysis bin in 0-40 km depth.

4025262540	40,5	26	40	26,5			15	15	169	169	71	71	7	7	77	77	84	84	161	161		5,7	ISC MT Catalogue
4025262540	40,5	26	26,5	40			0	0	214	214	71	71	333	333	313	313	65	65	201	201		5,2	EMMA
4025262540	40,5	26	40	26,5			10	10	226	226	54	54	243	243								4	Kalafat MT Catalogue
4025262540	40,5	26	40	26,5	275	28,9	0	18	235	275	65	90	190	225								7,5	Caputo et al., 2012
4025262540	40,5	26	40	26,5			12	12	251	251	85	85	168	168								5,2	Kalafat MT Catalogue
4025262540	40,5	26	40	26,5			20	20	252	252	85	85	182	182								4,7	Karabulut et al., 2006
4025262540	40,5	26	40	26,5					253	253	80	80	165	165									Moratto et al., 2007
4025262540	40,5	26	26,5	40			33	33	261	261	70	70	228	228	150	150	46	46	331	331		5,7	EMMA
4025262540	40,5	26	40	26,5			0	0	261	261	70	70	228	228								5,7	Gurbuz et al., 2000
4025262540	40,5	26	26,5	40			5	5	279	279	46	46	317	317	41	41	60	60	233	233		5,3	EMMA
4025262540	40,5	26	40	26,5			15	15	279	279	46	46	317	317								5,8	Kalafat MT Catalogue
4025262540	40,5	26	26,5	40			0	0	286	286	52	52	327	327	37	37	65	65	223	223		6,5	EMMA
4025262540	40,5	26	26,5	40			0	0	301	301	77	77	165	165	35	35	75	75	14	14		5,3	EMMA
4025262540	40,5	26	40	26,5			12	12	342	342	78	78	5	5	251	251	85	85	168	168		5,2	ISC MT Catalogue
4025262540	40,5	26	40	26,5			17	17	345	345	64	64	342	342								5,7	INGV RCMT Catalogue
4025262540	40,5	26	40	26,5																		6,9	Compiled Historical Catalogue
4025262540	40,5	26	40	26,5																		7,1	Papaioannou and Papazachos, 2000
3975227540	40	22,5	39,5	23			12	12	105	105	30	30	274	274								3,3	Hatzfeld et al., 1999
3975227540	40	22,5	39,5	23		14	2	2	284	284	50	50	270	270								6,5	Basili et al., 2013
3975227540	40	22,5	39,5	23		14	5	5	284	284	50	50	270	270								6,5	Basili et al., 2013
3975227540	40	22,5	39,5	23		14	9	9	284	284	50	50	270	270								6,5	Basili et al., 2013
3975227540	40	22,5	39,5	23		14	2	2	284	284	50	50	270	270								6,5	Basili et al., 2013
3975227540	40	22,5	39,5	23		14	5	5	284	284	50	50	270	270								6,5	Basili et al., 2013
3975227540	40	22,5	39,5	23		14	9	9	284	284	50	50	270	270								6,5	Basili et al., 2013
3975227540	40	22,5	39,5	23		14	12	12	284	284	50	50	270	270								6,5	Basili et al., 2013
3975227540	40	22,5	39,5	23		14	2	2	288	288	50	50	270	270								6,5	Basili et al., 2013
3975227540	40	22,5	39,5	23		14	5	5	288	288	50	50	270	270								6,5	Basili et al., 2013
3975227540	40	22,5	39,5	23		14	9	9	288	288	50	50	270	270								6,5	Basili et al., 2013
3975227540	40	22,5	39,5	23		14	12	12	288	288	50	50	270	270								6,5	Basili et al., 2013
3975227540	40	22,5	39,5	23		14	2	2	289	289	50	50	270	270								6,5	Basili et al., 2013
3975227540	40	22,5	39,5	23		14	5	5	289	289	50	50	270	270								6,5	Basili et al., 2013
3975227540	40	22,5	39,5	23		14	9	9	289	289	50	50	270	270								6,5	Basili et al., 2013
3975227540	40	22,5	39,5	23		14	12	12	289	289	50	50	270	270								6,5	Basili et al., 2013
3975227540	40	22,5	39,5	23		14	2	2	291	291	50	50	270	270								6,5	Basili et al., 2013
3975227540	40	22,5	39,5	23		14	2	2	291	291	50	50	270	270								6,5	Basili et al., 2013
3975227540	40	22,5	39,5	23		14	5	5	291	291	50	50	270	270								6,5	Basili et al., 2013
3975227540	40	22,5	39,5	23		14	5	5	291	291	50	50	270	270								6,5	Basili et al., 2013
3975227540	40	22,5	39,5	23		14	9	9	291	291	50	50	270	270								6,5	Basili et al., 2013
3975227540	40	22,5	39,5	23		14	9	9	291	291	50	50	270	270								6,5	Basili et al., 2013
3975227540	40	22,5	39,5	23		14	12	12	291	291	50	50	270	270								6,5	Basili et al., 2013
3975227540	40	22,5	39,5	23		14	12	12	291	291	50	50	270	270								6,5	Basili et al., 2013
3975227540	40	22,5	39,5	23		14	2	2	293	293	50	50	270	270								6,5	Basili et al., 2013
3975227540	40	22,5	39,5	23		14	5	5	293	293	50	50	270	270								6,5	Basili et al., 2013
3975227540	40	22,5	39,5	23		14	9	9	293	293	50	50	270	270								6,5	Basili et al., 2013
3975227540	40	22,5	39,5	23		14	12	12	293	293	50	50	270	270								6,5	Basili et al., 2013
3975232540	40	23	39,5	23,5			6	34	68	92	34	60	231	297								8	Sorensen et al., 2012
3975232540	40	23	39,5	23,5			6	34	70	76	57	89	181	215								8	Sorensen et al., 2012
3975232540	40	23	39,5	23,5		15	13	13	110	110	60	60	228	228								6,9	Basili et al., 2013
3975232540	40	23	39,5	23,5		15	8	8	110	110	60	60	228	228								6,9	Basili et al., 2013
3975232540	40	23	39,5	23,5		15	3	3	110	110	60	60	228	228								6,9	Basili et al., 2013
3975232540	40	23	39,5	23,5			12	12	120	120	60	60	306	306								3,1	Hatzfeld et al., 1999
3975232540	40	23	39,5	23,5			6	34	216	250	64	88	160	176								8	Sorensen et al., 2012
3975232540	40	23	39,5	23,5			6	34	235	251	69	77	186	204								8	Sorensen et al., 2012
3975232540	40	23	39,5	23,5			6	34	252	286	40	54	221	291								8	Sorensen et al., 2012
3975232540	40	23	39,5	23,5			10	10	262	262	54	54	275	275								5,8	Kalafat MT Catalogue
3975232540	40	23	39,5	23,5		14,5	3	3	285	285	60	60	290	290								6,8	Basili et al., 2013
3975232540	40	23	39,5	23,5		14,5	8	8	285	285	60	60	290	290								6,8	Basili et al., 2013
3975232540	40	23	39,5	23,5		14,5	13	13	285	285	60	60	290	290								6,8	Basili et al., 2013
3975232540	40	23	39,5	23,5		14,5	3	3	286	286	60	60	290	290								6,8	Basili et al., 2013
3975232540	40	23	39,5	23,5		14,5	3	3	297	297	60	60	290	290								6,8	Basili et al., 2013
3975232540	40	23	39,5	23,5		14,5	8	8	297	297	60	60	290	290								6,8	Basili et al., 2013
3975232540	40	23	39,5	23,5		14,5	13	13	297	297	60	60	290	290								6,8	Basili et al., 2013
3975232540	40	23	39,5	23,5		14,5	3	3	298	298	60	60	290	290								6,8	Basili et al., 2013
3975232540	40	23	39,5	23,5		14,5	8	8	298	298	60	60	290	290								6,8	Basili et al., 2013
3975232540	40	23	39,5	23,5		14,5	13	13	298	298	60	60	290	290								6,8	Basili et al., 2013
3975232540	40	23	39,5	23,5		14,5	3	3	300	300	60	60	290	290								6,8	Basili et al., 2013
3975232540	40	23	39,5	23,5		14,5	8	8	300	300	60	60	290	290								6,8	Basili et al., 2013
3975232540	40	23	39,5	23,5		14,5	13	13	300	300	60	60	290	290								6,8	Basili et al., 2013
3975232540	40	23	39,5	23,5		14,5	3	3	303	303	60	60	290	290								6,8	Basili et al., 2013
3975232540	40	23	39,5	23,5		14,5	8	8	303	303	60	60	290	290								6,8	Basili et al., 2013
3975232540	40	23	39,5	23,5		14,5	13	13	303	303	60	60	290	290								6,8	Basili et al., 2013
3975232540	40	23	23,5	39,5			0	0	310	310	45	45	290	290	103	103	48	48	251	251		6	EMMA
3975232540	40	23	23,5	39,5			0	0	310	310	45	45	290	290	103	103	48	48	251	251		6	EMMA
3975232540	40	23	39,5	23,5			0	0	310	310	45	45	290	290								6	Jackson et al., 1992
3975232540	40	23	23,5	39,5			0	0	315	315	45	45	315	315	80	80	60	60	235	235		6,3	EMMA
3975232540	40	23	23,5	39,5			0	0	315	315	45	45	315	315	80	80	60	60	235	235		6,3	EMMA
3975232540	40	23	39,5	23,5			0	0	315	315	45	45	315	315								6,4	Jackson et al., 1992
3975232540	40	23	39,5	23,5																		6,2	Compiled Historical Catalogue
3975232540	40	23	39,5	23,5																		7,1	Papaioannou and Papazachos, 2000
3975237540	40	23,5	39,5	24			6	34	68	92	34	60	231	297								8	Sorensen et al., 2012
3975237540	40	23,5	39,5	24			6	34	70	76	57	89	181	215								8	Sorensen et al., 2012
3975237540	40	23,5	39,5	24			16	16	83	83	86	86	159	159								5,1	Kalafat MT Catalogue
3975237540	40	23,5	39,5	24		15	3	3	88	88	60	60	228	228								6,9	Basili et al., 2013
3975237540	40	23,5	39,5	24		15	8	8	88	88	60	60	228	228								6,9	Basili et al., 2013
3975237540	40	23,5	39,5	24		15	13	13	88	88	60	60	228	228								6,9	Basili et al., 2013
3975237540	40	23,5	39,5	24		15	3	3	89	89	60	60	228	228								6,9	Basili et al., 2013
3975237540	40	23,5	39,5	24		15	13	13	89	89	60	60	228	228								6,9	Basili et al., 2013
3975237540	40	23,5	39,5	24		15	8	8	89	89	60	60	228	228								6,9	Basili et al., 2013
3975237540	40	23,5	39,5	24		15	13	13	90	90	60	60	228	228								6,9	Basili et al., 2013
3975237540	40	23,5	39,5	24		15	8	8	90	90	60	60	228	228								6,9	Basili et al., 2013
3975237540	40	23,5	39,5	24		15	3	3	90	90	60	60	228	228								6,9	Basili et al., 2013
3975237540	40	23,5	39,5	24		15	13	13	90	90	60	60	228	228								6,9	Basili et al., 2013
3975237540	40	23,5	39,5	24		15	8	8	90	90	60	60	228	228								6,9	Basili et al., 2013
3975237540	40	23,5	39,5	24		15	3	3	90	90	60	60	228	228								6,9	Basili et al., 2013

Table B.1. Compiled moment tensor database for each analysis bin in 0-40 km depth.

3975237540	40	23,5	39,5	24		15	13	13	95	95	60	60	228	228								6,9	Basili et al., 2013
3975237540	40	23,5	39,5	24		15	8	8	95	95	60	60	228	228								6,9	Basili et al., 2013
3975237540	40	23,5	39,5	24		15	3	3	95	95	60	60	228	228								6,9	Basili et al., 2013
3975237540	40	23,5	39,5	24		15	13	13	103	103	60	60	228	228								6,9	Basili et al., 2013
3975237540	40	23,5	39,5	24		15	8	8	103	103	60	60	228	228								6,9	Basili et al., 2013
3975237540	40	23,5	39,5	24		15	3	3	103	103	60	60	228	228								6,9	Basili et al., 2013
3975237540	40	23,5	39,5	24			10	10	104	104	47	47	268	268								6,3	Kalafat MT Catalogue
3975237540	40	23,5	39,5	24		15	13	13	108	108	60	60	228	228								6,9	Basili et al., 2013
3975237540	40	23,5	39,5	24		15	8	8	108	108	60	60	228	228								6,9	Basili et al., 2013
3975237540	40	23,5	39,5	24		15	3	3	108	108	60	60	228	228								6,9	Basili et al., 2013
3975237540	40	23,5	39,5	24		15	13	13	111	111	60	60	228	228								6,9	Basili et al., 2013
3975237540	40	23,5	39,5	24		15	8	8	111	111	60	60	228	228								6,9	Basili et al., 2013
3975237540	40	23,5	39,5	24		15	3	3	111	111	60	60	228	228								6,9	Basili et al., 2013
3975237540	40	23,5	39,5	24			10	10	121	121	34	34	287	287								4,7	INGV RCMT Catalogue
3975237540	40	23,5	24	39,5			18	18	132	132	49	49	305	305	265	265	50	50	236	236		3,9	EMMA
3975237540	40	23,5	39,5	24			18	18	132	132	49	49	305	305								4	Hatzfeld et al., 1993
3975237540	40	23,5	24	39,5			17	17	145	145	35	35	279	279	314	314	54	54	263	263		4,5	EMMA
3975237540	40	23,5	39,5	24			17	17	145	145	35	35	279	279								4,6	Hatzfeld et al., 1993
3975237540	40	23,5	39,5	24			6	34	216	250	64	88	160	176								8	Sorensen et al., 2012
3975237540	40	23,5	39,5	24			6	34	235	251	69	77	186	204								8	Sorensen et al., 2012
3975237540	40	23,5	39,5	24			6	34	252	286	40	54	221	291								8	Sorensen et al., 2012
3975237540	40	23,5	39,5	24			12	12	266	266	52	52	217	217								5,3	Kalafat MT Catalogue
3975237540	40	23,5	39,5	24			12	12	267	267	52	52	217	217	152	152	61	61	316	316		5,3	ISC MT Catalogue
3975237540	40	23,5	39,5	24		14,5	3	3	278	278	60	60	290	290								6,8	Basili et al., 2013
3975237540	40	23,5	39,5	24		14,5	8	8	278	278	60	60	290	290								6,8	Basili et al., 2013
3975237540	40	23,5	39,5	24		14,5	13	13	278	278	60	60	290	290								6,8	Basili et al., 2013
3975237540	40	23,5	39,5	24		14,5	8	8	286	286	60	60	290	290								6,8	Basili et al., 2013
3975237540	40	23,5	39,5	24		14,5	13	13	286	286	60	60	290	290								6,8	Basili et al., 2013
3975237540	40	23,5	39,5	24			10	10	286	286	41	41	261	261								4,7	INGV RCMT Catalogue
3975237540	40	23,5	39,5	24																		6,2	Compiled Historical Catalogue
3975237540	40	23,5	39,5	24																		7,8	Koravos et al., 2003
3975237540	40	23,5	39,5	24																		7,1	Papaioannou and Papazachos, 2000
3975242540	40	24	39,5	24,5			25	25	40	40	50	50	203	203								3,7	Hatzfeld et al., 1999
3975242540	40	24	39,5	24,5		17,5	3	3	49	49	72	72	228	228								7,2	Basili et al., 2013
3975242540	40	24	39,5	24,5		17,5	7	7	49	49	72	72	228	228								7,2	Basili et al., 2013
3975242540	40	24	39,5	24,5		17,5	11	11	49	49	72	72	228	228								7,2	Basili et al., 2013
3975242540	40	24	39,5	24,5		17,5	16	16	49	49	72	72	228	228								7,2	Basili et al., 2013
3975242540	40	24	39,5	24,5	87,4	17,9	0	17	50	115	65	85	210	245								7,2	Caputo et al., 2012
3975242540	40	24	39,5	24,5			0	0	50	50	64	64	193	193								6,1	Papadimitriou and Sykes, 2001
3975242540	40	24	39,5	24,5		17,5	3	3	51	51	72	72	228	228								7,2	Basili et al., 2013
3975242540	40	24	39,5	24,5		17,5	7	7	51	51	72	72	228	228								7,2	Basili et al., 2013
3975242540	40	24	39,5	24,5		17,5	11	11	51	51	72	72	228	228								7,2	Basili et al., 2013
3975242540	40	24	39,5	24,5		17,5	16	16	51	51	72	72	228	228								7,2	Basili et al., 2013
3975242540	40	24	39,5	24,5		17,5	3	3	51	51	72	72	228	228								7,2	Basili et al., 2013
3975242540	40	24	39,5	24,5		17,5	7	7	51	51	72	72	228	228								7,2	Basili et al., 2013
3975242540	40	24	39,5	24,5		17,5	11	11	51	51	72	72	228	228								7,2	Basili et al., 2013
3975242540	40	24	39,5	24,5		17,5	16	16	51	51	72	72	228	228								7,2	Basili et al., 2013
3975242540	40	24	39,5	24,5		17,5	3	3	52	52	72	72	228	228								7,2	Basili et al., 2013
3975242540	40	24	39,5	24,5		17,5	7	7	52	52	72	72	228	228								7,2	Basili et al., 2013
3975242540	40	24	39,5	24,5		17,5	11	11	52	52	72	72	228	228								7,2	Basili et al., 2013
3975242540	40	24	39,5	24,5		17,5	16	16	52	52	72	72	228	228								7,2	Basili et al., 2013
3975242540	40	24	39,5	24,5		17,5	11	11	53	53	72	72	228	228								7,2	Basili et al., 2013
3975242540	40	24	39,5	24,5		17,5	16	16	53	53	72	72	228	228								7,2	Basili et al., 2013
3975242540	40	24	39,5	24,5			6	34	68	92	34	60	231	297								8	Sorensen et al., 2012
3975242540	40	24	39,5	24,5			6	34	70	76	57	89	181	215								8	Sorensen et al., 2012
3975242540	40	24	39,5	24,5			19	19	80	80	80	80	207	207								3,8	Hatzfeld et al., 1999
3975242540	40	24	39,5	24,5			20	20	80	80	80	80	207	207								4,2	Hatzfeld et al., 1999
3975242540	40	24	39,5	24,5			25	25	80	80	80	80	207	207								3,7	Hatzfeld et al., 1999
3975242540	40	24	39,5	24,5			10	10	88	88	69	69	196	196								4,8	INGV RCMT Catalogue
3975242540	40	24	39,5	24,5			10	10	148	148	87	87	327	327								6,6	Kalafat MT Catalogue
3975242540	40	24	39,5	24,5		17	16	16	205	205	69	69	180	180								7,6	Basili et al., 2013
3975242540	40	24	39,5	24,5		17	12	12	205	205	69	69	180	180								7,6	Basili et al., 2013
3975242540	40	24	39,5	24,5		17	7	7	205	205	69	69	180	180								7,6	Basili et al., 2013
3975242540	40	24	39,5	24,5		17	16	16	209	209	68	68	180	180								7,6	Basili et al., 2013
3975242540	40	24	39,5	24,5		17	12	12	209	209	68	68	180	180								7,6	Basili et al., 2013
3975242540	40	24	39,5	24,5		17	7	7	209	209	68	68	180	180								7,6	Basili et al., 2013
3975242540	40	24	39,5	24,5		17	3	3	209	209	68	68	180	180								7,6	Basili et al., 2013
3975242540	40	24	39,5	24,5		17	16	16	216	216	68	68	180	180								7,6	Basili et al., 2013
3975242540	40	24	39,5	24,5		17	12	12	216	216	68	68	180	180								7,6	Basili et al., 2013
3975242540	40	24	39,5	24,5		17	7	7	216	216	68	68	180	180								7,6	Basili et al., 2013
3975242540	40	24	39,5	24,5		17	3	3	216	216	68	68	180	180								7,6	Basili et al., 2013
3975242540	40	24	39,5	24,5			6	34	216	250	64	88	160	176								8	Sorensen et al., 2012
3975242540	40	24	39,5	24,5		17	16	16	219	219	68	68	180	180								7,6	Basili et al., 2013
3975242540	40	24	39,5	24,5		17	12	12	219	219	68	68	180	180								7,6	Basili et al., 2013
3975242540	40	24	39,5	24,5		17	7	7	219	219	68	68	180	180								7,6	Basili et al., 2013
3975242540	40	24	39,5	24,5		17	3	3	219	219	68	68	180	180								7,6	Basili et al., 2013
3975242540	40	24	39,5	24,5		17	16	16	219	219	68	68	180	180								7,6	Basili et al., 2013
3975242540	40	24	39,5	24,5		17	12	12	219	219	68	68	180	180								7,6	Basili et al., 2013
3975242540	40	24	39,5	24,5		17	7	7	219	219	68	68	180	180								7,6	Basili et al., 2013
3975242540	40	24	39,5	24,5		17	3	3	219	219	68	68	180	180								7,6	Basili et al., 2013
3975242540	40	24	39,5	24,5		17	16	16	225	225	68	68	180	180								7,6	Basili et al., 2013
3975242540	40	24	39,5	24,5		17	12	12	225	225	68	68	180	180								7,6	Basili et al., 2013
3975242540	40	24	39,5	24,5		17	7	7	225	225	68	68	180	180								7,6	Basili et al., 2013
3975242540	40	24	39,5	24,5		17	3	3	225	225	68	68	180	180								7,6	Basili et al., 2013
3975242540	40	24	39,5	24,5		17	16	16	225	225	68	68	180	180								7,6	Basili et al., 2013
3975242540	40	24	39,5	24,5		17	12	12	225	225	68	68	180	180								7,6	Basili et al., 2013
3975242540	40	24	39,5	24,5		17	7	7	225	225	68	68	180	180								7,6	Basili et al., 2013
3975242540	40	24	39,5	24,5		17	3	3	225	225	68	68	180	180								7,6	Basili et al., 2013
3975242540	40	24	39,5	24,5		17	16	16	226	226	68	68	180	180								7,6	Basili et al., 2013
3975242540	40	24	39,5	24,5		17	12	12	226	226	68	68	180	180								7,6	Basili et al., 2013

Table B.1. Compiled moment tensor database for each analysis bin in 0-40 km depth.

3975242540	40	24	39,5	24,5		17	7	7	226	226	68	68	180	180								7,6	Basili et al., 2013
3975242540	40	24	39,5	24,5		17	16	16	227	227	68	68	180	180								7,6	Basili et al., 2013
3975242540	40	24	39,5	24,5		17	12	12	227	227	68	68	180	180								7,6	Basili et al., 2013
3975242540	40	24	39,5	24,5		17	7	7	227	227	68	68	180	180								7,6	Basili et al., 2013
3975242540	40	24	39,5	24,5		17	3	3	227	227	68	68	180	180								7,6	Basili et al., 2013
3975242540	40	24	39,5	24,5		17	16	16	231	231	68	68	180	180								7,6	Basili et al., 2013
3975242540	40	24	39,5	24,5		17	12	12	231	231	68	68	180	180								7,6	Basili et al., 2013
3975242540	40	24	39,5	24,5		17	7	7	231	231	68	68	180	180								7,6	Basili et al., 2013
3975242540	40	24	39,5	24,5		17	3	3	231	231	68	68	180	180								7,6	Basili et al., 2013
3975242540	40	24	39,5	24,5		17	16	16	232	232	68	68	180	180								7,6	Basili et al., 2013
3975242540	40	24	39,5	24,5		17	12	12	232	232	68	68	180	180								7,6	Basili et al., 2013
3975242540	40	24	39,5	24,5		17	7	7	232	232	68	68	180	180								7,6	Basili et al., 2013
3975242540	40	24	39,5	24,5		17	3	3	232	232	68	68	180	180								7,6	Basili et al., 2013
3975242540	40	24	24,5	39,5			7	7	233	233	62	62	187	187	140	140	84	84	332	332		6,3	EMMA
3975242540	40	24	24,5	39,5			0	0	233	233	62	62	187	187	140	140	84	84	332	332		6,8	EMMA
3975242540	40	24	24,5	39,5			7	7	233	233	62	62	187	187	140	140	84	84	332	332		6,5	EMMA
3975242540	40	24	24,5	39,5			9	9	233	233	50	50	155	155	340	340	71	71	43	43		6,9	EMMA
3975242540	40	24	39,5	24,5			6	34	235	251	69	77	186	204								8	Sorensen et al., 2012
3975242540	40	24	39,5	24,5			10	10	241	241	57	57	184	184								6,3	Dziewonski et al., 1981
3975242540	40	24	24,5	39,5			10	10	241	241	57	57	184	184	149	149	87	87	327	327		6,5	EMMA
3975242540	40	24	39,5	24,5			10	10	241	241	57	57	184	184	148	148	87	87	327	327		6,6	ISC MT Catalogue
3975242540	40	24	24,5	39,5			10	10	242	242	75	75	191	191	149	149	80	80	344	344		6,3	EMMA
3975242540	40	24	39,5	24,5			6	34	252	286	40	54	221	291								8	Sorensen et al., 2012
3975242540	40	24	39,5	24,5			19	19	255	255	80	80	207	207								4,2	Hatzfeld et al., 1999
3975242540	40	24	39,5	24,5			19	19	260	260	70	70	194	194								4	Hatzfeld et al., 1999
3975242540	40	24	39,5	24,5			8	8	265	265	66	66	239	239								4,6	Kalafat MT Catalogue
3975242540	40	24	39,5	24,5			7	7	267	267	41	41	200	200								5,2	Dziewonski et al., 1981
3975242540	40	24	24,5	39,5			8	8	272	272	51	51	212	212	161	161	66	66	317	317		5,3	EMMA
3975242540	40	24	39,5	24,5			7	11	272	272	51	51	212	212	161	161	66	66	317	317			Kiratzi and Louvari, 2003
3975242540	40	24	39,5	24,5			28	28	316	316	87	87	32	32								4,3	Kalafat MT Catalogue
3975242540	40	24	39,5	24,5			12	12	335	335	74	74	29	29								4	Kalafat MT Catalogue
3975242540	40	24	24,5	39,5			16	16	345	345	67	67	44	44	234	234	50	50	149	149		6,9	EMMA
3975242540	40	24	24,5	39,5			10	10	345	345	67	67	44	44	234	234	50	50	149	149		6,3	EMMA
3975242540	40	24	39,5	24,5																		7	Compiled Historical Catalogue
3975242540	40	24	39,5	24,5																		7,8	Koravos et al., 2003
3975242540	40	24	39,5	24,5																		7,1	Papaioannou and Papazachos, 2000
3975247540	40	24,5	25	39,5			8	8	48	48	83	83	178	178	136	136	88	88	7	7		6,7	EMMA
3975247540	40	24,5	39,5	25			6	34	68	92	34	60	231	297								8	Sorensen et al., 2012
3975247540	40	24,5	39,5	25			6	34	70	76	57	89	181	215								8	Sorensen et al., 2012
3975247540	40	24,5	39,5	25			16,7	16,7	78	78	34	34	239	239	294	294	61	61	289	289		5,7	ISC MT Catalogue
3975247540	40	24,5	39,5	25			10	10	138	138	84	84	351	351								6,7	Kalafat MT Catalogue
3975247540	40	24,5	39,5	25			15	15	161	161	77	77	310	310								5,5	Kalafat MT Catalogue
3975247540	40	24,5	39,5	25			6	34	216	250	64	88	160	176								8	Sorensen et al., 2012
3975247540	40	24,5	39,5	25		17	16	16	224	224	68	68	180	180								7,6	Basili et al., 2013
3975247540	40	24,5	39,5	25		17	12	12	224	224	68	68	180	180								7,6	Basili et al., 2013
3975247540	40	24,5	39,5	25		17	7	7	224	224	68	68	180	180								7,6	Basili et al., 2013
3975247540	40	24,5	39,5	25		17	3	3	224	224	68	68	180	180								7,6	Basili et al., 2013
3975247540	40	24,5	39,5	25		17	12	12	225	225	68	68	180	180								7,6	Basili et al., 2013
3975247540	40	24,5	39,5	25		17	7	7	225	225	68	68	180	180								7,6	Basili et al., 2013
3975247540	40	24,5	39,5	25		17	3	3	225	225	68	68	180	180								7,6	Basili et al., 2013
3975247540	40	24,5	39,5	25		17	16	16	225	225	68	68	180	180								7,6	Basili et al., 2013
3975247540	40	24,5	39,5	25		17	12	12	225	225	68	68	180	180								7,6	Basili et al., 2013
3975247540	40	24,5	39,5	25		17	7	7	225	225	68	68	180	180								7,6	Basili et al., 2013
3975247540	40	24,5	39,5	25		17	3	3	225	225	68	68	180	180								7,6	Basili et al., 2013
3975247540	40	24,5	39,5	25		16	13	13	225	225	79	79	198	198									Basili et al., 2013
3975247540	40	24,5	39,5	25		16	8	8	225	225	79	79	198	198									Basili et al., 2013
3975247540	40	24,5	39,5	25		16	13	13	225	225	79	79	198	198									Basili et al., 2013
3975247540	40	24,5	39,5	25		16	8	8	225	225	79	79	198	198									Basili et al., 2013
3975247540	40	24,5	39,5	25		16	3	3	225	225	79	79	198	198									Basili et al., 2013
3975247540	40	24,5	39,5	25		17	3	3	226	226	68	68	180	180								7,6	Basili et al., 2013
3975247540	40	24,5	39,5	25		17	16	16	226	226	68	68	180	180								7,6	Basili et al., 2013
3975247540	40	24,5	39,5	25		17	12	12	226	226	68	68	180	180								7,6	Basili et al., 2013
3975247540	40	24,5	39,5	25		17	7	7	226	226	68	68	180	180								7,6	Basili et al., 2013
3975247540	40	24,5	39,5	25		17	3	3	226	226	68	68	180	180								7,6	Basili et al., 2013
3975247540	40	24,5	39,5	25			10,1	10,1	229	229	81	81	186	186	138	138	84	84	351	351		6,6	ISC MT Catalogue
3975247540	40	24,5	39,5	25		15	13	13	230	230	76	76	178	178								7,2	Basili et al., 2013
3975247540	40	24,5	25	39,5			0	0	234	234	50	50	149	149	345	345	67	67	44	44		6,7	EMMA
3975247540	40	24,5	39,5	25			6	34	235	251	69	77	186	204								8	Sorensen et al., 2012
3975247540	40	24,5	39,5	25			6	34	252	286	40	54	221	291								8	Sorensen et al., 2012
3975247540	40	24,5	39,5	25			22	22	260	260	70	70	207	207								4,1	Hatzfeld et al., 1999
3975247540	40	24,5	39,5	25			15	15	267	267	41	41	200	200	161	161	77	77	310	310		5,4	ISC MT Catalogue
3975247540	40	24,5	39,5	25																		7	Compiled Historical Catalogue
3975247540	40	24,5	39,5	25																		7	Compiled Historical Catalogue
3975247540	40	24,5	39,5	25																		7,8	Koravos et al., 2003
3975252540	40	25	39,5	25,5			6	34	68	92	34	60	231	297								8	Sorensen et al., 2012
3975252540	40	25	39,5	25,5		19	2	2	69	69	64	64	203	203									Basili et al., 2013
3975252540	40	25	39,5	25,5		19	7	7	69	69	64	64	203	203									Basili et al., 2013
3975252540	40	25	39,5	25,5		19	12	12	69	69	64	64	203	203									Basili et al., 2013
3975252540	40	25	39,5	25,5		19	17	17	69	69	64	64	203	203									Basili et al., 2013
3975252540	40	25	39,5	25,5		19	17	17	70	70	64	64	203	203									Basili et al., 2013
3975252540	40	25	39,5	25,5		19	2	2	70	70	64	64	203	203									Basili et al., 2013
3975252540	40	25	39,5	25,5		19	7	7	70	70	64	64	203	203									Basili et al., 2013
3975252540	40	25	39,5	25,5		19	12	12	70	70	64	64	203	203									Basili et al., 2013
3975252540	40	25	39,5	25,5		19	17	17	70	70	64	64	203	203									Basili et al., 2013
3975252540	40	25	39,5	25,5			6	34	70	76	57	89	181	215								8	Sorensen et al., 2012
3975252540	40	25	39,5	25,5		19	17	17	70	70	64	64	203	203									Basili et al., 2013
3975252540	40	25	39,5	25,5		19	7	7	70	70	64	64	203	203									Basili et al., 2013
3975252540	40	25	39,5	25,5		19	12	12	70	70	64	64	203	203									Basili et al., 2013
3975252540	40	25	39,5	25,5		19	12	12	70	70	64	64	203	203									Basili et al., 2013
3975252540	40	25	39,5	25,5		19	17	17	70	70	64	64	203	203									Basili et al., 2013
3975252540	40	25	39,5	25,5		19	17	17	70	70	64	64	203	203									Basili et al., 2013
3975252540	40	25	25,5	39,5			0	0	136	136	76	76	190	190	43	43	80	80	346	346		5,7	EMMA
3975252540	40	25	39,5	25,5			30	30	143	143	84	84	346	346								4,5	Kalafat MT Catalogue
3975252540	40	25	25,5	39,5			0	0	150	150	74	74	121	121	265	265	34	34	29	29		5,5	EMMA

Table B.1. Compiled moment tensor database for each analysis bin in 0-40 km depth.

3975252540	40	25	39,5	25,5			6	34	216	250	64	88	160	176								8	Sorensen et al., 2012
3975252540	40	25	39,5	25,5		16	13	13	222	222	79	79	198	198									Basili et al., 2013
3975252540	40	25	39,5	25,5		16	8	8	222	222	79	79	198	198									Basili et al., 2013
3975252540	40	25	39,5	25,5		16	3	3	222	222	79	79	198	198									Basili et al., 2013
3975252540	40	25	39,5	25,5		16	13	13	224	224	79	79	198	198									Basili et al., 2013
3975252540	40	25	39,5	25,5		16	8	8	224	224	79	79	198	198									Basili et al., 2013
3975252540	40	25	39,5	25,5		16	3	3	224	224	79	79	198	198									Basili et al., 2013
3975252540	40	25	39,5	25,5		16	13	13	225	225	79	79	198	198									Basili et al., 2013
3975252540	40	25	39,5	25,5		16	8	8	225	225	79	79	198	198									Basili et al., 2013
3975252540	40	25	39,5	25,5		16	3	3	225	225	79	79	198	198									Basili et al., 2013
3975252540	40	25	39,5	25,5		16	13	13	225	225	79	79	198	198									Basili et al., 2013
3975252540	40	25	39,5	25,5		16	8	8	225	225	79	79	198	198									Basili et al., 2013
3975252540	40	25	39,5	25,5		16	3	3	225	225	79	79	198	198									Basili et al., 2013
3975252540	40	25	39,5	25,5		16	13	13	225	225	79	79	198	198									Basili et al., 2013
3975252540	40	25	39,5	25,5		16	8	8	225	225	79	79	198	198									Basili et al., 2013
3975252540	40	25	39,5	25,5		16	3	3	225	225	79	79	198	198									Basili et al., 2013
3975252540	40	25	39,5	25,5		16	13	13	225	225	79	79	198	198									Basili et al., 2013
3975252540	40	25	39,5	25,5		16	8	8	225	225	79	79	198	198									Basili et al., 2013
3975252540	40	25	39,5	25,5		16	3	3	225	225	79	79	198	198									Basili et al., 2013
3975252540	40	25	39,5	25,5		16	13	13	226	226	79	79	198	198									Basili et al., 2013
3975252540	40	25	39,5	25,5		16	8	8	226	226	79	79	198	198									Basili et al., 2013
3975252540	40	25	39,5	25,5		16	3	3	226	226	79	79	198	198									Basili et al., 2013
3975252540	40	25	39,5	25,5		16	13	13	227	227	79	79	198	198									Basili et al., 2013
3975252540	40	25	39,5	25,5		16	8	8	227	227	79	79	198	198									Basili et al., 2013
3975252540	40	25	39,5	25,5		16	3	3	227	227	79	79	198	198									Basili et al., 2013
3975252540	40	25	39,5	25,5		15	13	13	230	230	76	76	178	178								7,2	Basili et al., 2013
3975252540	40	25	39,5	25,5		15	8	8	230	230	76	76	178	178								7,2	Basili et al., 2013
3975252540	40	25	39,5	25,5		15	13	13	230	230	76	76	178	178								7,2	Basili et al., 2013
3975252540	40	25	39,5	25,5		15	3	3	230	230	76	76	178	178								7,2	Basili et al., 2013
3975252540	40	25	39,5	25,5		15	8	8	230	230	76	76	178	178								7,2	Basili et al., 2013
3975252540	40	25	39,5	25,5		15	13	13	230	230	76	76	178	178								7,2	Basili et al., 2013
3975252540	40	25	39,5	25,5		15	3	3	230	230	76	76	178	178								7,2	Basili et al., 2013
3975252540	40	25	39,5	25,5		15	8	8	230	230	76	76	178	178								7,2	Basili et al., 2013
3975252540	40	25	39,5	25,5		15	13	13	230	230	76	76	178	178								7,2	Basili et al., 2013
3975252540	40	25	39,5	25,5		15	3	3	230	230	76	76	178	178								7,2	Basili et al., 2013
3975252540	40	25	39,5	25,5		15	8	8	230	230	76	76	178	178								7,2	Basili et al., 2013
3975252540	40	25	39,5	25,5		15	13	13	230	230	76	76	178	178								7,2	Basili et al., 2013
3975252540	40	25	39,5	25,5		15	3	3	230	230	76	76	178	178								7,2	Basili et al., 2013
3975252540	40	25	39,5	25,5		15	8	8	230	230	76	76	178	178								7,2	Basili et al., 2013
3975252540	40	25	39,5	25,5		15	13	13	230	230	76	76	178	178								7,2	Basili et al., 2013
3975252540	40	25	39,5	25,5		15	3	3	230	230	76	76	178	178								7,2	Basili et al., 2013
3975252540	40	25	39,5	25,5		15	8	8	230	230	76	76	178	178								7,2	Basili et al., 2013
3975252540	40	25	39,5	25,5		15	13	13	230	230	76	76	178	178								7,2	Basili et al., 2013
3975252540	40	25	39,5	25,5		15	3	3	230	230	76	76	178	178								7,2	Basili et al., 2013
3975252540	40	25	39,5	25,5		15	8	8	230	230	76	76	178	178								7,2	Basili et al., 2013
3975252540	40	25	39,5	25,5		15	13	13	230	230	76	76	178	178								7,2	Basili et al., 2013
3975252540	40	25	39,5	25,5		15	3	3	230	230	76	76	178	178								7,2	Basili et al., 2013
3975252540	40	25	39,5	25,5		15	8	8	230	230	76	76	178	178								7,2	Basili et al., 2013
3975252540	40	25	39,5	25,5		15	13	13	230	230	76	76	178	178								7,2	Basili et al., 2013
3975252540	40	25	39,5	25,5		15	3	3	230	230	76	76	178	178								7,2	Basili et al., 2013
3975252540	40	25	39,5	25,5		15	8	8	230	230	76	76	178	178								7,2	Basili et al., 2013
3975252540	40	25	39,5	25,5		15	13	13	230	230	76	76	178	178								7,2	Basili et al., 2013
3975252540	40	25	39,5	25,5		15	3	3	230	230	76	76	178	178								7,2	Basili et al., 2013
3975252540	40	25	39,5	25,5		15	8	8	230	230	76	76	178	178								7,2	Basili et al., 2013
3975252540	40	25	39,5	25,5		15	3	3	230	230	76	76	178	178								7,2	Basili et al., 2013
3975252540	40	25	39,5	25,5	75	15	0	14,8	230	230	80	80	180	180								7,1	Caputo et al., 2012
3975252540	40	25	39,5	25,5			6	34	235	251	69	77	186	204								8	Sorensen et al., 2012
3975252540	40	25	39,5	25,5			6	34	252	286	40	54	221	291								8	Sorensen et al., 2012
3975252540	40	25	39,5	25,5																		7	Compiled Historical Catalogue
3975252540	40	25	39,5	25,5																		7,7	Koravos et al., 2003
3975252540	40	25	39,5	25,5																		7,1	Papaioannou and Papazachos, 2000
3975257540	40	25,5	39,5	26	39,2	16,3	0	16	20	235	75	90	180	215								6,8	Caputo et al., 2012
3975257540	40	25,5	39,5	26		15	2	2	68	68	60	60	255	255								6,8	Basili et al., 2013
3975257540	40	25,5	39,5	26		15	2	2	79	79	57	57	255	255								6,8	Basili et al., 2013
3975257540	40	25,5	39,5	26		15	2	2	84	84	57	57	255	255								6,8	Basili et al., 2013
3975257540	40	25,5	39,5	26		15	6	6	84	84	57	57	255	255								6,8	Basili et al., 2013
3975257540	40	25,5	39,5	26		15	6	6	101	101	55	55	255	255								6,8	Basili et al., 2013
3975257540	40	25,5	39,5	26		15	2	2	101	101	55	55	255	255								6,8	Basili et al., 2013
3975257540	40	25,5	39,5	26		15	2	2	109	109	56	56	255	255								6,8	Basili et al., 2013
3975257540	40	25,5	39,5	26			29	29	145	145	68	68	337	337								4,5	Dziewonski et al., 1981
3975257540	40	25,5	39,5	26			23,4	23,4	145	145	68	68	337	337	244	244	68	68	204	204		4,7	ISC MT Catalogue
3975257540	40	25,5	39,5	26			23	23	244	244	68	68	204	204								4,8	Kalafat MT Catalogue
3975257540	40	25,5	39,5	26																		7,7	Koravos et al., 2003
3975257540	40	25,5	39,5	26																		7,1	Papaioannou and Papazachos, 2000
3975262540	40	26	39,5	26,5		18	2	2	71	71	60	60	226	226									Basili et al., 2013
3975262540	40	26	39,5	26,5			4	4	239	239	46	46	259	259								4,5	Kalafat MT Catalogue
3975262540	40	26	39,5	26,5			4	4	243	243	66	66	306	306								4,5	Kalafat MT Catalogue
3925227540	39,5	22,5	39	23			6	34	68	92	34	60	231	297								8	Sorensen et al., 2012
3925227540	39,5	22,5	39	23			6	34	70	76	57	89	181	215								8	Sorensen et al., 2012
3925227540	39,5	22,5	39	23			6	34	216	250	64	88	160	176								8	Sorensen et al., 2012
3925227540	39,5	22,5	39	23			6	34	235	251	69	77	186	204								8	Sorensen et al., 2012
3925227540	39,5	22,5	39	23			6	34	252	286	40	54	221	291								8	Sorensen et al., 2012
3925227540	39,5	22,5	39	23																		,â•7	Compiled Historical Catalogue
3925232540	39,5	23	39	23,5			10	10	35	35	60	60	199	199								2,6	Hatzfeld et al., 1999
3925232540	39,5	23	39	23,5			10	10	42	42	63	63	194	194								4,8	INGV RCMT Catalogue
3925232540	39,5	23	39	23,5			14	14	58	58	41	41	232	232								6,1	Dziewonski et al., 1981
3925232540	39,5	23	23,5	39			10	10	58	58	41	41	232	232	284	284	59	59	298	298		6,5	EMMA
3925232540	39,5	23	23,5	39			8	8	58	58	41	41	232	232	284	284	59	59	298	298		6	EMMA
3925232540	39,5	23	23,5	39			0	0	58	58	41	41	232	232	284	284	59	59	298	298		6,1	EMMA
3925232540	39,5	23	23,5	39			0	0	58	58	41	41	232	232	284	284	59	59	298	298		6,1	EMMA
3925232540	39,5	23	39	23,5			14	14	58	58	41	41	232	232	283	283	58	58	298	298		6,6	ISC MT Catalogue
3925232540	39,5	23	39	23,5			0	0	58	58	41	41	232	232								6,2	Jackson et al., 1992
3925232540	39,5	23	39	23,5			12	12	60	60	45	45	230	230								2,4	Hatzfeld et al., 1999
3925232540	39,5	23	39	23,5			6	34	68	92	34	60	231	297								8	Sorensen et al., 2012
3925232540	39,5	23	39	23,5			11	11	70	70	45	45	194	194								3,1	Hatzfeld et al., 1999
3925232540	39,5	23	39	23,5			6	34	70	76	57	89	181	215								8	Sorensen et al., 2012
3925232540	39,5	23	23,5	39			0	0	73	73	83	83	316	316	170	170	46	46	191	191		5,5	EMMA
3925232540	39,5	23	23,5	39			0	0	78	78	64	64	23	23	338	338	69	69	152	152		6,8	EMMA
3925232540	39,5	23	23,5	39			1	1	80	80	43	43	282	282	244	244	48	48	259	259		5,7	EMMA

Table B.1. Compiled moment tensor database for each analysis bin in 0-40 km depth.

3925232540	39,5	23	23,5	39			0	0	80	80	60	60	341	341	182	182	73	73	211	211		6,2	EMMA
3925232540	39,5	23	39	23,5		12,5	2	2	80	80	50	50	251	251								7	Basili et al., 2013
3925232540	39,5	23	39	23,5		12,5	6	6	80	80	50	50	251	251								7	Basili et al., 2013
3925232540	39,5	23	39	23,5		12,5	10	10	80	80	50	50	251	251								7	Basili et al., 2013
3925232540	39,5	23	23,5	39			13	13	81	81	42	42	279	279	248	248	49	49	262	262		5,3	EMMA
3925232540	39,5	23	23,5	39			0	0	81	81	42	42	279	279	248	248	49	49	262	262		6,4	EMMA
3925232540	39,5	23	39	23,5		12,5	2	2	85	85	50	50	251	251								7	Basili et al., 2013
3925232540	39,5	23	39	23,5		12,5	6	6	85	85	50	50	251	251								7	Basili et al., 2013
3925232540	39,5	23	39	23,5		12,5	10	10	85	85	50	50	251	251								7	Basili et al., 2013
3925232540	39,5	23	39	23,5		12,5	2	2	86	86	50	50	251	251								7	Basili et al., 2013
3925232540	39,5	23	39	23,5		12,5	6	6	86	86	50	50	251	251								7	Basili et al., 2013
3925232540	39,5	23	39	23,5		12,5	10	10	86	86	50	50	251	251								7	Basili et al., 2013
3925232540	39,5	23	39	23,5		12,5	2	2	89	89	50	50	251	251								7	Basili et al., 2013
3925232540	39,5	23	39	23,5		12,5	10	10	89	89	50	50	251	251								7	Basili et al., 2013
3925232540	39,5	23	39	23,5		12,5	6	6	89	89	50	50	251	251								7	Basili et al., 2013
3925232540	39,5	23	39	23,5			7	7	120	120	50	50	330	330								2,6	Hatzfeld et al., 1999
3925232540	39,5	23	39	23,5			7	7	130	130	60	60	286	286								2,6	Hatzfeld et al., 1999
3925232540	39,5	23	39	23,5			11	11	130	130	50	50	324	324								2,9	Hatzfeld et al., 1999
3925232540	39,5	23	39	23,5			8	8	140	140	65	65	0	0								2,6	Hatzfeld et al., 1999
3925232540	39,5	23	23,5	39			0	0	162	162	24	24	16	16	58	58	84	84	113	113		5,5	EMMA
3925232540	39,5	23	23,5	39			0	0	194	194	60	60	311	311	314	314	50	50	223	223		6,8	EMMA
3925232540	39,5	23	39	23,5			11	11	200	200	60	60	208	208								2,8	Hatzfeld et al., 1999
3925232540	39,5	23	39	23,5			11	11	205	205	80	80	207	207								2,5	Hatzfeld et al., 1999
3925232540	39,5	23	39	23,5			6	34	216	250	64	88	160	176								8	Sorensen et al., 2012
3925232540	39,5	23	39	23,5		11,5	10	10	223	223	57	57	260	260								6,6	Basili et al., 2013
3925232540	39,5	23	39	23,5					225	225	89	89	188	188									Moratto et al., 2007
3925232540	39,5	23	39	23,5			0	0	225	225	80	80	24	24								5,4	Papazachos and Delibasis, 1969
3925232540	39,5	23	23,5	39			0	0	225	225	80	80	24	24	131	131	66	66	170	170		5,4	EMMA
3925232540	39,5	23	23,5	39			0	0	226	226	60	60	310	310	345	345	49	49	223	223		6,2	EMMA
3925232540	39,5	23	39	23,5			6	34	235	251	69	77	186	204								8	Sorensen et al., 2012
3925232540	39,5	23	39	23,5		11,5	10	10	238	238	55	55	260	260								6,6	Basili et al., 2013
3925232540	39,5	23	39	23,5		11,5	6	6	238	238	55	55	260	260								6,6	Basili et al., 2013
3925232540	39,5	23	39	23,5		11,5	2	2	238	238	55	55	260	260								6,6	Basili et al., 2013
3925232540	39,5	23	23,5	39			0	0	238	238	23	23	37	37	113	113	76	76	109	109		6,2	EMMA
3925232540	39,5	23	39	23,5		11,5	10	10	241	241	55	55	260	260								6,6	Basili et al., 2013
3925232540	39,5	23	39	23,5		11,5	6	6	241	241	55	55	260	260								6,6	Basili et al., 2013
3925232540	39,5	23	39	23,5		11,5	2	2	241	241	55	55	260	260								6,6	Basili et al., 2013
3925232540	39,5	23	23,5	39			0	0	241	241	58	58	317	317	358	358	55	55	221	221		5,5	EMMA
3925232540	39,5	23	39	23,5		11,5	10	10	243	243	55	55	260	260								6,6	Basili et al., 2013
3925232540	39,5	23	39	23,5		11,5	6	6	243	243	55	55	260	260								6,6	Basili et al., 2013
3925232540	39,5	23	39	23,5		11,5	2	2	243	243	55	55	260	260								6,6	Basili et al., 2013
3925232540	39,5	23	39	23,5		11,5	10	10	245	245	55	55	260	260								6,6	Basili et al., 2013
3925232540	39,5	23	39	23,5		11,5	6	6	245	245	55	55	260	260								6,6	Basili et al., 2013
3925232540	39,5	23	39	23,5		11,5	2	2	245	245	55	55	260	260								6,6	Basili et al., 2013
3925232540	39,5	23	39	23,5			10	10	245	245	75	75	161	161								2,7	Hatzfeld et al., 1999
3925232540	39,5	23	39	23,5		11,5	10	10	252	252	56	56	260	260								6,6	Basili et al., 2013
3925232540	39,5	23	39	23,5		11,5	6	6	252	252	56	56	260	260								6,6	Basili et al., 2013
3925232540	39,5	23	39	23,5		11,5	2	2	252	252	56	56	260	260								6,6	Basili et al., 2013
3925232540	39,5	23	39	23,5			6	34	252	286	40	54	221	291								8	Sorensen et al., 2012
3925232540	39,5	23	39	23,5			11	11	255	255	30	30	283	283								2,4	Hatzfeld et al., 1999
3925232540	39,5	23	39	23,5		11,5	10	10	257	257	56	56	260	260								6,6	Basili et al., 2013
3925232540	39,5	23	39	23,5		11,5	6	6	257	257	56	56	260	260								6,6	Basili et al., 2013
3925232540	39,5	23	39	23,5		11,5	2	2	257	257	56	56	260	260								6,6	Basili et al., 2013
3925232540	39,5	23	23,5	39			0	0	261	261	61	61	234	234	141	141	46	46	316	316		6,8	EMMA
3925232540	39,5	23	23,5	39			0	0	262	262	81	81	31	31	166	166	59	59	169	169		4,9	EMMA
3925232540	39,5	23	23,5	39			0	0	274	274	71	71	30	30	174	174	62	62	159	159		5,5	EMMA
3925232540	39,5	23	23,5	39			0	0	274	274	71	71	30	30	174	174	62	62	159	159		6,8	EMMA
3925232540	39,5	23	39	23,5			10	10	275	275	35	35	270	270								2,7	Hatzfeld et al., 1999
3925232540	39,5	23	39	23,5			13,5	13,5	281	281	43	43	288	288	77	77	50	50	254	254		5,6	ISC MT Catalogue
3925232540	39,5	23	23,5	39			0	0	285	285	67	67	202	202	186	186	70	70	336	336		5,5	EMMA
3925232540	39,5	23	39	23,5		12,5	3	3	298	298	67	67	285	285								6,7	Basili et al., 2013
3925232540	39,5	23	39	23,5		12,5	7	7	298	298	67	67	285	285								6,7	Basili et al., 2013
3925232540	39,5	23	39	23,5		12,5	11	11	298	298	67	67	285	285								6,7	Basili et al., 2013
3925232540	39,5	23	39	23,5		12,5	3	3	300	300	67	67	285	285								6,7	Basili et al., 2013
3925232540	39,5	23	39	23,5		12,5	7	7	300	300	67	67	285	285								6,7	Basili et al., 2013
3925232540	39,5	23	39	23,5		12,5	11	11	300	300	67	67	285	285								6,7	Basili et al., 2013
3925232540	39,5	23	39	23,5			8	8	300	300	87	87	301	301								2,3	Hatzfeld et al., 1999
3925232540	39,5	23	39	23,5			0	0	317	317	52	52	224	224								5,6	Papazachos and Delibasis, 1969
3925232540	39,5	23	23,5	39			0	0	317	317	52	52	224	224	196	196	57	57	313	313		5,5	EMMA
3925232540	39,5	23	23,5	39			0	0	317	317	52	52	224	224	196	196	57	57	313	313		6,2	EMMA
3925232540	39,5	23	23,5	39			0	0	317	317	52	52	224	224	196	196	57	57	313	313		6,2	EMMA
3925232540	39,5	23	23,5	39			0	0	317	317	52	52	224	224	196	196	57	57	313	313		5,5	EMMA
3925232540	39,5	23	39	23,5			11	11	340	340	75	75	19	19								3	Hatzfeld et al., 1999
3925232540	39,5	23	39	23,5																		,a+7	Compiled Historical Catalogue
3925232540	39,5	23	39	23,5																		6,2	Compiled Historical Catalogue
3925232540	39,5	23	39	23,5																		7,1	Papaioannou and Papazachos, 2000
3925237540	39,5	23,5	24	39			10	10	39	39	88	88	190	190	309	309	80	80	358	358		5	EMMA
3925237540	39,5	23,5	39	24			0	0	42	42	87	87	180	180								5,2	Canitez and Ucer, 1967
3925237540	39,5	23,5	24	39			0	0	42	42	87	87	180	180	132	132	90	90	3	3		5,2	EMMA
3925237540	39,5	23,5	24	39			10	10	42	42	90	90	180	180	132	132	90	90	0	0		6,1	EMMA
3925237540	39,5	23,5	39	24			12	12	47	47	77	77	162	162	141	141	72	72	14	14		5,2	ISC MT Catalogue
3925237540	39,5	23,5	24	39			0	0	51	51	55	55	183	183	319	319	87	87	325	325		5,1	EMMA
3925237540	39,5	23,5	39	24			0	0	51	51	55	55	183	183								5,2	Canitez and Ucer, 1967
3925237540	39,5	23,5	39	24			10	10	60	60	70	70	207	207								3,1	Hatzfeld et al., 1999
3925237540	39,5	23,5	39	24			8	8	67	67	83	83	141	141								5,1	Kalafat MT Catalogue
3925237540	39,5	23,5	39	24			6	34	68	92	34	60	231	297								8	Sorensen et al., 2012
3925237540	39,5	23,5	39	24			6	34	70	76	57	89	181	215								8	Sorensen et al., 2012
3925237540	39,5	23,5	24	39			9	9	85	85	40	40	270	270	263	263	50	50	270	270		6,4	EMMA
3925237540	39,5	23,5	39	24			14	14	95	95	35	35	336	336								2,6	Hatzfeld et al., 1999
3925237540	39,5	23,5	39	24			22	22	126	126	55	55	2	2								4,7	INGV RCMT Catalogue
3925237540	39,5	23,5	24	39			0	0	130	130	90	90	0	0	40	40	90	90	180	180		6,1	EMMA
3925237540	39,5	23,5	39	24			0	0	133	133	88	88	1	1								5,2	Canitez and Ucer, 1967
3925237540	39,5	23,5	24	39			0	0	133	133	88	88	1	1	43	43	89	89	178	178		5,2	EMMA
3925237540	39,5	23,5	24	39			7	7	135	135	85	85	15	15	44	44	75	75	175	175		6	EMMA

Table B.1. Compiled moment tensor database for each analysis bin in 0-40 km depth.

3925237540	39,5	23,5	24	39			7	7	135	135	85	85	15	15	44	44	75	75	175	175		6	EMMA
3925237540	39,5	23,5	39	24			10	10	140	140	67	67	344	344								4,9	INGV RCMT Catalogue
3925237540	39,5	23,5	39	24			24	24	144	144	76	76	345	345								5,2	Kalafat MT Catalogue
3925237540	39,5	23,5	39	24			10	10	155	155	60	60	350	350								3,1	Hatzfeld et al., 1999
3925237540	39,5	23,5	24	39			33	33	170	170	12	12	234	234	27	27	80	80	277	277		4,9	EMMA
3925237540	39,5	23,5	24	39			0	0	182	182	77	77	175	175	273	273	85	85	13	13		4,9	EMMA
3925237540	39,5	23,5	39	24			0	0	182	182	77	77	175	175								5	Papadopoulos et al., 1986
3925237540	39,5	23,5	39	24		17	16	16	214	214	68	68	180	180								7,6	Basili et al., 2013
3925237540	39,5	23,5	39	24		17	16	16	216	216	68	68	180	180								7,6	Basili et al., 2013
3925237540	39,5	23,5	39	24		17	12	12	216	216	68	68	180	180								7,6	Basili et al., 2013
3925237540	39,5	23,5	39	24		17	7	7	216	216	68	68	180	180								7,6	Basili et al., 2013
3925237540	39,5	23,5	39	24			6	34	216	250	64	88	160	176								8	Sorensen et al., 2012
3925237540	39,5	23,5	39	24		17	16	16	221	221	68	68	180	180								7,6	Basili et al., 2013
3925237540	39,5	23,5	39	24		17	12	12	221	221	68	68	180	180								7,6	Basili et al., 2013
3925237540	39,5	23,5	39	24		17	7	7	221	221	68	68	180	180								7,6	Basili et al., 2013
3925237540	39,5	23,5	39	24		17	3	3	221	221	68	68	180	180								7,6	Basili et al., 2013
3925237540	39,5	23,5	39	24		17	16	16	221	221	68	68	180	180								7,6	Basili et al., 2013
3925237540	39,5	23,5	39	24		17	12	12	221	221	68	68	180	180								7,6	Basili et al., 2013
3925237540	39,5	23,5	39	24		17	7	7	221	221	68	68	180	180								7,6	Basili et al., 2013
3925237540	39,5	23,5	39	24		17	3	3	221	221	68	68	180	180								7,6	Basili et al., 2013
3925237540	39,5	23,5	39	24		17	16	16	223	223	68	68	180	180								7,6	Basili et al., 2013
3925237540	39,5	23,5	39	24		17	12	12	223	223	68	68	180	180								7,6	Basili et al., 2013
3925237540	39,5	23,5	39	24		17	7	7	223	223	68	68	180	180								7,6	Basili et al., 2013
3925237540	39,5	23,5	39	24		17	3	3	223	223	68	68	180	180								7,6	Basili et al., 2013
3925237540	39,5	23,5	39	24		17	16	16	224	224	68	68	180	180								7,6	Basili et al., 2013
3925237540	39,5	23,5	39	24		17	12	12	224	224	68	68	180	180								7,6	Basili et al., 2013
3925237540	39,5	23,5	39	24		17	7	7	224	224	68	68	180	180								7,6	Basili et al., 2013
3925237540	39,5	23,5	39	24		17	3	3	224	224	68	68	180	180								7,6	Basili et al., 2013
3925237540	39,5	23,5	24	39			33	33	225	225	80	80	220	220	127	127	51	51	347	347		5,1	EMMA
3925237540	39,5	23,5	39	24					225	225	89	89	188	188									Moratto et al., 2007
3925237540	39,5	23,5	39	24		17	16	16	226	226	68	68	180	180								7,6	Basili et al., 2013
3925237540	39,5	23,5	39	24		17	12	12	226	226	68	68	180	180								7,6	Basili et al., 2013
3925237540	39,5	23,5	39	24		17	7	7	226	226	68	68	180	180								7,6	Basili et al., 2013
3925237540	39,5	23,5	39	24		17	3	3	226	226	68	68	180	180								7,6	Basili et al., 2013
3925237540	39,5	23,5	39	24			15	15	226	226	67	67	201	201	128	128	71	71	335	335		5,8	ISC MT Catalogue
3925237540	39,5	23,5	39	24			10	10	228	228	66	66	198	198								4,6	INGV RCMT Catalogue
3925237540	39,5	23,5	24	39			0	0	230	230	83	83	186	186	139	139	84	84	353	353		5,2	EMMA
3925237540	39,5	23,5	39	24			0	0	230	230	83	83	186	186								5,2	Canitez and Ucer, 1967
3925237540	39,5	23,5	39	24			10	10	230	230	90	90	180	180								5,4	Dziewonski et al., 1981
3925237540	39,5	23,5	39	24			6	34	235	251	69	77	186	204								8	Sorensen et al., 2012
3925237540	39,5	23,5	39	24			10	10	236	236	65	65	197	197								5	INGV RCMT Catalogue
3925237540	39,5	23,5	39	24			24	24	238	238	75	75	194	194	144	144	76	76	345	345		5,1	ISC MT Catalogue
3925237540	39,5	23,5	39	24			6	6	245	245	89	89	221	221								4,1	Kalafat MT Catalogue
3925237540	39,5	23,5	39	24			12	12	252	252	74	74	212	212								4,5	Kalafat MT Catalogue
3925237540	39,5	23,5	39	24			6	34	252	286	40	54	221	291								8	Sorensen et al., 2012
3925237540	39,5	23,5	39	24			10	10	275	275	70	70	346	346								2,7	Hatzfeld et al., 1999
3925237540	39,5	23,5	39	24			10	10	286	286	41	41	261	261	118	118	49	49	278	278		5	ISC MT Catalogue
3925237540	39,5	23,5	39	24		12,5	3	3	290	290	67	67	285	285								6,7	Basili et al., 2013
3925237540	39,5	23,5	39	24		12,5	7	7	290	290	67	67	285	285								6,7	Basili et al., 2013
3925237540	39,5	23,5	39	24		12,5	11	11	290	290	67	67	285	285								6,7	Basili et al., 2013
3925237540	39,5	23,5	39	24		12,5	3	3	291	291	67	67	285	285								6,7	Basili et al., 2013
3925237540	39,5	23,5	39	24		12,5	7	7	291	291	67	67	285	285								6,7	Basili et al., 2013
3925237540	39,5	23,5	39	24		12,5	11	11	291	291	67	67	285	285								6,7	Basili et al., 2013
3925237540	39,5	23,5	39	24		12,5	3	3	291	291	67	67	285	285								6,7	Basili et al., 2013
3925237540	39,5	23,5	39	24		12,5	7	7	291	291	67	67	285	285								6,7	Basili et al., 2013
3925237540	39,5	23,5	39	24		12,5	11	11	291	291	67	67	285	285								6,7	Basili et al., 2013
3925237540	39,5	23,5	39	24		12,5	3	3	295	295	67	67	285	285								6,7	Basili et al., 2013
3925237540	39,5	23,5	39	24		12,5	7	7	295	295	67	67	285	285								6,7	Basili et al., 2013
3925237540	39,5	23,5	39	24		12,5	11	11	295	295	67	67	285	285								6,7	Basili et al., 2013
3925237540	39,5	23,5	39	24		12,5	3	3	310	310	68	68	285	285								6,7	Basili et al., 2013
3925237540	39,5	23,5	39	24		12,5	7	7	310	310	68	68	285	285								6,7	Basili et al., 2013
3925237540	39,5	23,5	39	24		12,5	11	11	310	310	68	68	285	285								6,7	Basili et al., 2013
3925237540	39,5	23,5	39	24																		6,2	Compiled Historical Catalogue
3925237540	39,5	23,5	39	24																		7,1	Papaioannou and Papazachos, 2000
3925242540	39,5	24	24,5	39			0	0	7	7	68	68	163	163	103	103	74	74	23	23		5	EMMA
3925242540	39,5	24	24,5	39			0	0	35	35	85	85	15	15	304	304	75	75	175	175		6,4	EMMA
3925242540	39,5	24	39	24,5			12	12	39	39	78	78	161	161	133	133	71	71	12	12		4,2	ISC MT Catalogue
3925242540	39,5	24	39	24,5			21	21	45	45	75	75	210	210								5,2	Ganas et al., 2005
3925242540	39,5	24	39	24,5			15	15	48	48	37	37	244	244	259	259	58	58	288	288		5	ISC MT Catalogue
3925242540	39,5	24	39	24,5			10	10	58	58	80	80	178	178								4,7	INGV RCMT Catalogue
3925242540	39,5	24	39	24,5			6	34	68	92	34	60	231	297								8	Sorensen et al., 2012
3925242540	39,5	24	39	24,5			6	34	70	76	57	89	181	215								8	Sorensen et al., 2012
3925242540	39,5	24	39	24,5			9	9	100	100	55	55	310	310								5,2	Ganas et al., 2005
3925242540	39,5	24	39	24,5			19	19	100	100	70	70	310	310								5,3	Ganas et al., 2005
3925242540	39,5	24	39	24,5			22	22	110	110	86	86	0	0								5	Ganas et al., 2005
3925242540	39,5	24	39	24,5			10	10	125	125	57	57	339	339								4,7	INGV RCMT Catalogue
3925242540	39,5	24	39	24,5			10	10	128	128	81	81	6	6	37	37	84	84	171	171		6,4	ISC MT Catalogue
3925242540	39,5	24	39	24,5			10	10	128	128	81	81	6	6	37	37	84	84	171	171			ISC MT Catalogue
3925242540	39,5	24	39	24,5			10	10	128	128	81	81	6	6	37	37	84	84	171	171		6,5	ISC MT Catalogue
3925242540	39,5	24	39	24,5			18	18	130	130	40	40	0	0								5	Ganas et al., 2005
3925242540	39,5	24	39	24,5			15,8	15,8	134	134	86	86	1	1	44	44	89	89	176	176		5,5	ISC MT Catalogue
3925242540	39,5	24	24,5	39			0	0	135	135	85	85	15	15	44	44	75	75	175	175		6,4	EMMA
3925242540	39,5	24	39	24,5			29	29	135	135	85	85	10	10								5,3	Ganas et al., 2005
3925242540	39,5	24	39	24,5			20	20	135	135	40	40	340	340								5,1	Ganas et al., 2005
3925242540	39,5	24	39	24,5			0	0	135	135	85	85	15	15								6,5	Jackson et al., 1992
3925242540	39,5	24	39	24,5			19	19	140	140	85	85	290	290								5	Ganas et al., 2005
3925242540	39,5	24	24,5	39			18	18	141	141	89	89	345	345	231	231	75	75	181	181		6	EMMA
3925242540	39,5	24	39	24,5			10	10	145	145	85	85	5	5	55	55	85	85	175	175			ISC MT Catalogue
3925242540	39,5	24	39	24,5			10	10	146	146	87	87	358	358	236	236	88	88	183	183		6,5	ISC MT Catalogue
3925242540	39,5	24	39	24,5			10	10	148	148	76	76	359	359								6,3	Dziewonski et al., 1981
3925242540	39,5	24	39	24,5			21	21	149	149	85	85	350	350	240	240	80	80	185	185		4,8	ISC MT Catalogue
3925242540	39,5	24	39	24,5			13	13	150	150	85	85	310	310								4,9	Ganas et al., 2005
3925242540	39,5	24	24,5	39			0	0	152	152	70	70	25	25	52	52	66	66	158	158		6,2	EMMA
3925242540	39,5	24	39	24,5			13	13	155	155	75	75	330	330								5,5	Ganas et al., 2005

Table B.1. Compiled moment tensor database for each analysis bin in 0-40 km depth.

3925242540	39,5	24	39	24,5			9	9	160	160	70	70	330	330								5,2	Ganas et al., 2005
3925242540	39,5	24	39	24,5			0	0	191	191	32	32	310	310								5,1	Papadopoulos et al., 1986
3925242540	39,5	24	24,5	39			0	0	191	191	32	32	310	310	327	327	66	66	249	249		5,5	EMMA
3925242540	39,5	24	24,5	39			0	0	191	191	32	32	310	310	327	327	66	66	249	249		5,1	EMMA
3925242540	39,5	24	39	24,5		17	3	3	205	205	69	69	180	180								7,6	Basili et al., 2013
3925242540	39,5	24	39	24,5		17	16	16	209	209	68	68	180	180								7,6	Basili et al., 2013
3925242540	39,5	24	39	24,5		17	12	12	209	209	68	68	180	180								7,6	Basili et al., 2013
3925242540	39,5	24	39	24,5		17	7	7	209	209	68	68	180	180								7,6	Basili et al., 2013
3925242540	39,5	24	39	24,5		17	3	3	209	209	68	68	180	180								7,6	Basili et al., 2013
3925242540	39,5	24	39	24,5		17	12	12	214	214	68	68	180	180								7,6	Basili et al., 2013
3925242540	39,5	24	39	24,5		17	7	7	214	214	68	68	180	180								7,6	Basili et al., 2013
3925242540	39,5	24	39	24,5		17	3	3	214	214	68	68	180	180								7,6	Basili et al., 2013
3925242540	39,5	24	39	24,5		17	3	3	216	216	68	68	180	180								7,6	Basili et al., 2013
3925242540	39,5	24	39	24,5			6	34	216	250	64	88	160	176								8	Sorensen et al., 2012
3925242540	39,5	24	39	24,5			15	15	219	219	63	63	175	175								4,8	INGV RCMT Catalogue
3925242540	39,5	24	24,5	39			18	18	220	220	88	88	178	178	310	310	88	88	2	2		6	EMMA
3925242540	39,5	24	39	24,5			19	19	220	220	85	85	190	190								5,1	Ganas et al., 2005
3925242540	39,5	24	39	24,5			15	15	224	224	90	90	185	185	134	134	85	85	0	0		5	ISC MT Catalogue
3925242540	39,5	24	39	24,5			12	12	225	225	86	86	204	204	133	133	66	66	356	356		4,7	ISC MT Catalogue
3925242540	39,5	24	39	24,5					225	225	89	89	188	188									Moratto et al., 2007
3925242540	39,5	24	39	24,5			6	34	235	251	69	77	186	204								8	Sorensen et al., 2012
3925242540	39,5	24	39	24,5			10	10	237	237	67	67	195	195								4,6	INGV RCMT Catalogue
3925242540	39,5	24	39	24,5			10	10	237	237	67	67	195	195								4,6	INGV RCMT Catalogue
3925242540	39,5	24	39	24,5			15	15	239	239	86	86	192	192	148	148	78	78	356	356		6,5	ISC MT Catalogue
3925242540	39,5	24	39	24,5			6	6	240	240	90	90	151	151								5,1	Ganas et al., 2005
3925242540	39,5	24	39	24,5			29	29	240	240	55	55	170	170								4,9	Ganas et al., 2005
3925242540	39,5	24	39	24,5			6	6	240	240	60	60	179	179								5	Ganas et al., 2005
3925242540	39,5	24	39	24,5			7	7	245	245	75	75	190	190								5,2	Ganas et al., 2005
3925242540	39,5	24	39	24,5			0	0	250	250	36	36	255	255								5,2	Papadopoulos et al., 1986
3925242540	39,5	24	24,5	39			0	0	250	250	36	36	255	255	87	87	55	55	280	280		5,2	EMMA
3925242540	39,5	24	39	24,5			6	34	252	286	40	54	221	291								8	Sorensen et al., 2012
3925242540	39,5	24	39	24,5			15	15	259	259	58	58	288	288								5	Kalafat MT Catalogue
3925242540	39,5	24	24,5	39			18	18	265	265	74	74	270	270	85	85	16	16	270	270		6	EMMA
3925242540	39,5	24	39	24,5			15,8	15,8	298	298	85	85	335	335	30	30	66	66	186	186		5	ISC MT Catalogue
3925242540	39,5	24	39	24,5			17	17	300	300	85	85	0	0								5,2	Ganas et al., 2005
3925242540	39,5	24	24,5	39			18	18	310	310	86	86	0	0	40	40	90	90	184	184		5,3	EMMA
3925242540	39,5	24	39	24,5		30	3	3	313	313	79	79	5	5								6,9	Basili et al., 2013
3925242540	39,5	24	39	24,5		30	8	8	313	313	79	79	5	5								6,9	Basili et al., 2013
3925242540	39,5	24	39	24,5		30	13	13	313	313	79	79	5	5								6,9	Basili et al., 2013
3925242540	39,5	24	39	24,5		30	18	18	313	313	79	79	5	5								6,9	Basili et al., 2013
3925242540	39,5	24	39	24,5		30	23	23	313	313	79	79	5	5								6,9	Basili et al., 2013
3925242540	39,5	24	39	24,5		30	28	28	313	313	79	79	5	5								6,9	Basili et al., 2013
3925242540	39,5	24	24,5	39			18	18	314	314	88	88	359	359	44	44	89	89	182	182		6	EMMA
3925242540	39,5	24	39	24,5		30	3	3	315	315	79	79	5	5								6,9	Basili et al., 2013
3925242540	39,5	24	39	24,5		30	8	8	315	315	79	79	5	5								6,9	Basili et al., 2013
3925242540	39,5	24	39	24,5		30	13	13	315	315	79	79	5	5								6,9	Basili et al., 2013
3925242540	39,5	24	39	24,5		30	18	18	315	315	79	79	5	5								6,9	Basili et al., 2013
3925242540	39,5	24	39	24,5		30	23	23	315	315	79	79	5	5								6,9	Basili et al., 2013
3925242540	39,5	24	39	24,5		30	28	28	315	315	79	79	5	5								6,9	Basili et al., 2013
3925242540	39,5	24	39	24,5		30	3	3	316	316	79	79	5	5								6,9	Basili et al., 2013
3925242540	39,5	24	39	24,5		30	8	8	316	316	79	79	5	5								6,9	Basili et al., 2013
3925242540	39,5	24	39	24,5		30	13	13	316	316	79	79	5	5								6,9	Basili et al., 2013
3925242540	39,5	24	39	24,5		30	18	18	316	316	79	79	5	5								6,9	Basili et al., 2013
3925242540	39,5	24	39	24,5		30	3	3	316	316	79	79	5	5								6,9	Basili et al., 2013
3925242540	39,5	24	39	24,5		30	23	23	316	316	79	79	5	5								6,9	Basili et al., 2013
3925242540	39,5	24	39	24,5		30	8	8	316	316	79	79	5	5								6,9	Basili et al., 2013
3925242540	39,5	24	39	24,5		30	28	28	316	316	79	79	5	5								6,9	Basili et al., 2013
3925242540	39,5	24	39	24,5		30	13	13	316	316	79	79	5	5								6,9	Basili et al., 2013
3925242540	39,5	24	39	24,5		30	18	18	316	316	79	79	5	5								6,9	Basili et al., 2013
3925242540	39,5	24	39	24,5		30	3	3	316	316	79	79	5	5								6,9	Basili et al., 2013
3925242540	39,5	24	39	24,5		30	8	8	316	316	79	79	5	5								6,9	Basili et al., 2013
3925242540	39,5	24	39	24,5		30	13	13	316	316	79	79	5	5								6,9	Basili et al., 2013
3925242540	39,5	24	39	24,5		30	18	18	317	317	79	79	5	5								6,9	Basili et al., 2013
3925242540	39,5	24	39	24,5		30	23	23	317	317	79	79	5	5								6,9	Basili et al., 2013
3925242540	39,5	24	39	24,5		30	28	28	317	317	79	79	5	5								6,9	Basili et al., 2013
3925242540	39,5	24	39	24,5		30	3	3	317	317	79	79	5	5								6,9	Basili et al., 2013
3925242540	39,5	24	39	24,5		30	8	8	317	317	79	79	5	5								6,9	Basili et al., 2013
3925242540	39,5	24	39	24,5		30	13	13	317	317	79	79	5	5								6,9	Basili et al., 2013
3925242540	39,5	24	39	24,5		30	18	18	317	317	79	79	5	5								6,9	Basili et al., 2013
3925242540	39,5	24	39	24,5		30	23	23	317	317	79	79	5	5								6,9	Basili et al., 2013
3925242540	39,5	24	39	24,5		30	28	28	317	317	79	79	5	5								6,9	Basili et al., 2013
3925242540	39,5	24	39	24,5		30	3	3	318	318	79	79	5	5								6,9	Basili et al., 2013
3925242540	39,5	24	39	24,5		30	8	8	318	318	79	79	5	5								6,9	Basili et al., 2013
3925242540	39,5	24	39	24,5		30	13	13	318	318	79	79	5	5								6,9	Basili et al., 2013
3925242540	39,5	24	39	24,5		30	18	18	318	318	79	79	5	5								6,9	Basili et al., 2013
3925242540	39,5	24	39	24,5		30	23	23	318	318	79	79	5	5								6,9	Basili et al., 2013
3925242540	39,5	24	39	24,5		30	28	28	318	318	79	79	5	5								6,9	Basili et al., 2013
3925242540	39,5	24	39	24,5		30	3	3	318	318	79	79	5	5								6,9	Basili et al., 2013
3925242540	39,5	24	39	24,5		30	8	8	318	318	79	79	5	5								6,9	Basili et al., 2013
3925242540	39,5	24	39	24,5		30	13	13	318	318	79	79	5	5								6,9	Basili et al., 2013
3925242540	39,5	24	39	24,5		30	18	18	318	318	79	79	5	5								6,9	Basili et al., 2013
3925242540	39,5	24	39	24,5		30	23	23	318	318	79	79	5	5								6,9	Basili et al., 2013
3925242540	39,5	24	39	24,5		30	28	28	318	318	79	79	5	5								6,9	Basili et al., 2013
3925242540	39,5	24	39	24,5			13	13	320	320	80	80	10	10								5	Ganas et al., 2005
3925242540	39,5	24	39	24,5			13	13	325	325	80	80	310	310								5	Ganas et al., 2005
3925242540	39,5	24	39	24,5			14	14	330	330	90	90	30	30								5	Ganas et al., 2005
3925242540	39,5	24	39	24,5																		7	Compiled Historical Catalogue
3925242540	39,5	24	39	24,5																		7,7	Koravos et al., 2003
3925242540	39,5	24	39	24,5																		7,1	Papaioannou and Papazachos, 2000
3925247540	39,5	24,5	39	25			10	10	15	15	30	30	20	20								5	Ganas et al., 2005
3925247540	39,5	24,5	39	25			15,2	15,2	53	53	33	33	197	197	308	308	81	81	302	302		4,9	ISC MT Catalogue
3925247540	39,5	24,5	25	39			33	33	60	60	62	62	221	221	308	308	55	55	325	325		6,3	EMMA

Table B.1. Compiled moment tensor database for each analysis bin in 0-40 km depth.

3925247540	39,5	24,5	39	25			6	34	68	92	34	60	231	297								8	Sorensen et al., 2012
3925247540	39,5	24,5	39	25			6	34	70	76	57	89	181	215								8	Sorensen et al., 2012
3925247540	39,5	24,5	39	25		13,5	7	7	89	89	59	59	250	250								6,8	Basili et al., 2013
3925247540	39,5	24,5	39	25		13,5	3	3	89	89	59	59	250	250								6,8	Basili et al., 2013
3925247540	39,5	24,5	39	25		13,5	12	12	89	89	59	59	250	250								6,8	Basili et al., 2013
3925247540	39,5	24,5	39	25		13,5	12	12	92	92	59	59	250	250								6,8	Basili et al., 2013
3925247540	39,5	24,5	39	25		13,5	7	7	92	92	59	59	250	250								6,8	Basili et al., 2013
3925247540	39,5	24,5	39	25		13,5	3	3	92	92	59	59	250	250								6,8	Basili et al., 2013
3925247540	39,5	24,5	39	25		13,5	12	12	94	94	59	59	250	250								6,8	Basili et al., 2013
3925247540	39,5	24,5	39	25		13,5	7	7	94	94	59	59	250	250								6,8	Basili et al., 2013
3925247540	39,5	24,5	39	25		13,5	3	3	94	94	59	59	250	250								6,8	Basili et al., 2013
3925247540	39,5	24,5	39	25		13,5	12	12	97	97	59	59	250	250								6,8	Basili et al., 2013
3925247540	39,5	24,5	39	25		13,5	7	7	97	97	59	59	250	250								6,8	Basili et al., 2013
3925247540	39,5	24,5	39	25		13,5	3	3	97	97	59	59	250	250								6,8	Basili et al., 2013
3925247540	39,5	24,5	25	39			33	33	98	98	54	54	254	254	304	304	40	40	291	291		6,3	EMMA
3925247540	39,5	24,5	25	39			8	8	98	98	54	54	253	253	302	302	42	42	290	290		6,5	EMMA
3925247540	39,5	24,5	25	39			33	33	115	115	49	49	261	261	310	310	42	42	281	281		6,3	EMMA
3925247540	39,5	24,5	39	25			10	10	119	119	49	49	342	342								4,8	INGV RCMT Catalogue
3925247540	39,5	24,5	39	25		17,5	16	16	204	204	76	76	200	200								6,9	Basili et al., 2013
3925247540	39,5	24,5	39	25		17,5	11	11	204	204	76	76	200	200								6,9	Basili et al., 2013
3925247540	39,5	24,5	39	25		17,5	7	7	204	204	76	76	200	200								6,9	Basili et al., 2013
3925247540	39,5	24,5	25	39			0	0	206	206	70	70	183	183	115	115	87	87	340	340		7	EMMA
3925247540	39,5	24,5	25	39			10	10	216	216	81	81	173	173	307	307	83	83	9	9		6,8	EMMA
3925247540	39,5	24,5	39	25			6	34	216	250	64	88	160	176								8	Sorensen et al., 2012
3925247540	39,5	24,5	39	25		17,5	16	16	216	216	76	76	200	200								6,9	Basili et al., 2013
3925247540	39,5	24,5	25	39			9	9	218	218	83	83	177	177	308	308	87	87	7	7		7	EMMA
3925247540	39,5	24,5	39	25		17,5	16	16	223	223	76	76	200	200								6,9	Basili et al., 2013
3925247540	39,5	24,5	39	25		15	8	8	230	230	76	76	178	178								7,2	Basili et al., 2013
3925247540	39,5	24,5	39	25		15	13	13	230	230	76	76	178	178								7,2	Basili et al., 2013
3925247540	39,5	24,5	39	25		15	3	3	230	230	76	76	178	178								7,2	Basili et al., 2013
3925247540	39,5	24,5	39	25		15	8	8	230	230	76	76	178	178								7,2	Basili et al., 2013
3925247540	39,5	24,5	39	25		15	13	13	230	230	76	76	178	178								7,2	Basili et al., 2013
3925247540	39,5	24,5	39	25		15	3	3	230	230	76	76	178	178								7,2	Basili et al., 2013
3925247540	39,5	24,5	39	25		15	8	8	230	230	76	76	178	178								7,2	Basili et al., 2013
3925247540	39,5	24,5	39	25		15	3	3	230	230	76	76	178	178								7,2	Basili et al., 2013
3925247540	39,5	24,5	39	25		15	13	13	230	230	76	76	178	178								7,2	Basili et al., 2013
3925247540	39,5	24,5	39	25		15	8	8	230	230	76	76	178	178								7,2	Basili et al., 2013
3925247540	39,5	24,5	39	25		15	13	13	230	230	76	76	178	178								7,2	Basili et al., 2013
3925247540	39,5	24,5	39	25		15	3	3	230	230	76	76	178	178								7,2	Basili et al., 2013
3925247540	39,5	24,5	39	25		15	8	8	230	230	76	76	178	178								7,2	Basili et al., 2013
3925247540	39,5	24,5	39	25		15	13	13	230	230	76	76	178	178								7,2	Basili et al., 2013
3925247540	39,5	24,5	39	25		15	3	3	230	230	76	76	178	178								7,2	Basili et al., 2013
3925247540	39,5	24,5	39	25		15	8	8	230	230	76	76	178	178								7,2	Basili et al., 2013
3925247540	39,5	24,5	39	25		15	13	13	230	230	76	76	178	178								7,2	Basili et al., 2013
3925247540	39,5	24,5	39	25		15	3	3	230	230	76	76	178	178								7,2	Basili et al., 2013
3925247540	39,5	24,5	39	25		15	8	8	230	230	76	76	178	178								7,2	Basili et al., 2013
3925247540	39,5	24,5	39	25		15	13	13	230	230	76	76	178	178								7,2	Basili et al., 2013
3925247540	39,5	24,5	39	25		15	3	3	230	230	76	76	178	178								7,2	Basili et al., 2013
3925247540	39,5	24,5	39	25		15	8	8	230	230	76	76	178	178								7,2	Basili et al., 2013
3925247540	39,5	24,5	39	25		15	13	13	230	230	76	76	178	178								7,2	Basili et al., 2013
3925247540	39,5	24,5	39	25		15	3	3	230	230	76	76	178	178								7,2	Basili et al., 2013
3925247540	39,5	24,5	39	25		15	8	8	230	230	76	76	178	178								7,2	Basili et al., 2013
3925247540	39,5	24,5	39	25		15	3	3	230	230	76	76	178	178								7,2	Basili et al., 2013
3925247540	39,5	24,5	39	25	75	15	0	14,8	230	230	80	80	180	180								7,1	Caputo et al., 2012
3925247540	39,5	24,5	39	25			6	34	235	251	69	77	186	204								8	Sorensen et al., 2012
3925247540	39,5	24,5	39	25			6	34	252	286	40	54	221	291								8	Sorensen et al., 2012
3925247540	39,5	24,5	39	25		30	23	23	306	306	79	79	5	5								6,9	Basili et al., 2013
3925247540	39,5	24,5	39	25		30	28	28	306	306	79	79	5	5								6,9	Basili et al., 2013
3925247540	39,5	24,5	25	39			33	33	310	310	52	52	295	295	92	92	44	44	241	241		6,3	EMMA
3925247540	39,5	24,5	25	39			15	15	311	311	90	90	20	20	221	221	70	70	180	180		6,6	EMMA
3925247540	39,5	24,5	25	39			10	10	313	313	43	43	304	304	90	90	56	56	242	242		6,2	EMMA
3925247540	39,5	24,5	25	39			10	10	313	313	43	43	304	304	90	90	56	56	242	242		6,2	EMMA
3925247540	39,5	24,5	25	39			0	0	313	313	43	43	304	304	90	90	56	56	242	242		6,7	EMMA
3925247540	39,5	24,5	25	39			0	0	313	313	43	43	304	304	90	90	56	56	242	242		6,7	EMMA
3925247540	39,5	24,5	39	25			0	0	313	313	43	43	304	304								6,8	Jackson et al., 1992
3925247540	39,5	24,5	39	25		14	2	2	313	313	54	54	295	295								6,7	Basili et al., 2013
3925247540	39,5	24,5	39	25		14	7	7	313	313	54	54	295	295								6,7	Basili et al., 2013
3925247540	39,5	24,5	39	25		14	12	12	313	313	54	54	295	295								6,7	Basili et al., 2013
3925247540	39,5	24,5	39	25		14	12	12	314	314	54	54	295	295								6,7	Basili et al., 2013
3925247540	39,5	24,5	39	25		14	2	2	314	314	54	54	295	295								6,7	Basili et al., 2013
3925247540	39,5	24,5	39	25		14	7	7	314	314	54	54	295	295								6,7	Basili et al., 2013
3925247540	39,5	24,5	39	25		14	12	12	314	314	54	54	295	295								6,7	Basili et al., 2013
3925247540	39,5	24,5	39	25		14	7	7	315	315	54	54	295	295								6,7	Basili et al., 2013
3925247540	39,5	24,5	39	25		14	12	12	315	315	54	54	295	295								6,7	Basili et al., 2013
3925247540	39,5	24,5	39	25		14	2	2	322	322	54	54	295	295								6,7	Basili et al., 2013
3925247540	39,5	24,5	39	25		14	7	7	322	322	54	54	295	295								6,7	Basili et al., 2013
3925247540	39,5	24,5	39	25		14	12	12	322	322	54	54	295	295								6,7	Basili et al., 2013
3925247540	39,5	24,5	39	25		14	2	2	326	326	54	54	295	295								6,7	Basili et al., 2013
3925247540	39,5	24,5	39	25		14	7	7	326	326	54	54	295	295								6,7	Basili et al., 2013
3925247540	39,5	24,5	39	25		14	12	12	326	326	54	54	295	295								6,7	Basili et al., 2013
3925247540	39,5	24,5	39	25																		7	Compiled Historical Catalogue
3925247540	39,5	24,5	39	25																		7,7	Koravos et al., 2003
3925247540	39,5	24,5	39	25																		7,1	Papaioannou and Papazachos, 2000
3925252540	39,5	25	39	25,5		17	2	2	36	36	64	64	195	195								6,9	Basili et al., 2013
3925252540	39,5	25	39	25,5		17	6	6	36	36	64	64	195	195								6,9	Basili et al., 2013
3925252540	39,5	25	39	25,5		17	11	11	36	36	64	64	195	195								6,9	Basili et al., 2013
3925252540	39,5	25	39	25,5		17	15	15	36	36	64	64	195	195								6,9	Basili et al., 2013
3925252540	39,5	25	25,5	39			8	8	37	37	67	67	194	194	303	303	77	77	338	338		7,1	EMMA
3925252540	39,5	25	39	25,5		17	2	2	38	38	64	64	195	195								6,9	Basili et al., 2013
3925252540	39,5	25	39	25,5		17	6	6	38	38	64	64	195	195								6,9	Basili et al., 2013
3925252540	39,5	25	39	25,5		17	11	11	38	38	64	64	195	195								6,9	Basili et al., 2013
3925252540	39,5	25	39	25,5		17	15	15	38	38	64	64	195	195								6,9	Basili et al., 2013
3925252540	39,5	25	39	25,5		17	2	2	38	38	64	64	195	195								6,9	Basili et al., 2013
3925252540	39,5	25	39	25,5		17	6	6	38	38	64	64	195	195								6,9	Basili et al., 2013
3925252540	39,5	25	39	25,5		17	11	11	38	38	64	64	195	195								6,9	Basili et al., 2013
3925252540	39,5	25	39	25,5		17	15	15	38	38	64	64	195	195								6,9	Basili et al., 2013
3925252540	39,5	25	39	25,5		17	2	2	39	39	64	64	195	195								6,9	Basili et al., 2013

Table B.1. Compiled moment tensor database for each analysis bin in 0-40 km depth.

3925252540	39,5	25	39	25,5		17	6	6	39	39	64	64	195	195								6,9	Basili et al., 2013
3925252540	39,5	25	39	25,5		17	11	11	39	39	64	64	195	195								6,9	Basili et al., 2013
3925252540	39,5	25	39	25,5		17	15	15	39	39	64	64	195	195								6,9	Basili et al., 2013
3925252540	39,5	25	39	25,5		17	2	2	40	40	64	64	195	195								6,9	Basili et al., 2013
3925252540	39,5	25	39	25,5		17	6	6	40	40	64	64	195	195								6,9	Basili et al., 2013
3925252540	39,5	25	39	25,5		17	11	11	40	40	64	64	195	195								6,9	Basili et al., 2013
3925252540	39,5	25	39	25,5		17	15	15	40	40	64	64	195	195								6,9	Basili et al., 2013
3925252540	39,5	25	39	25,5		17,5	2	2	41	41	64	64	195	195								6,9	Basili et al., 2013
3925252540	39,5	25	39	25,5		17	6	6	41	41	64	64	195	195								6,9	Basili et al., 2013
3925252540	39,5	25	39	25,5		17	11	11	41	41	64	64	195	195								6,9	Basili et al., 2013
3925252540	39,5	25	39	25,5		17	15	15	41	41	64	64	195	195								6,9	Basili et al., 2013
3925252540	39,5	25	25,5	39			0	0	42	42	53	53	195	195	302	302	78	78	322	322		6,9	EMMA
3925252540	39,5	25	25,5	39			10	10	42	42	71	71	181	181	312	312	89	89	341	341		6,6	EMMA
3925252540	39,5	25	39	25,5		17	2	2	43	43	64	64	195	195								6,9	Basili et al., 2013
3925252540	39,5	25	39	25,5		17	6	6	43	43	64	64	195	195								6,9	Basili et al., 2013
3925252540	39,5	25	39	25,5		17	2	2	43	43	64	64	195	195								6,9	Basili et al., 2013
3925252540	39,5	25	39	25,5		17	11	11	43	43	64	64	195	195								6,9	Basili et al., 2013
3925252540	39,5	25	39	25,5		17	6	6	43	43	64	64	195	195								6,9	Basili et al., 2013
3925252540	39,5	25	39	25,5		17	15	15	43	43	64	64	195	195								6,9	Basili et al., 2013
3925252540	39,5	25	39	25,5		17	11	11	43	43	64	64	195	195								6,9	Basili et al., 2013
3925252540	39,5	25	39	25,5		17	15	15	43	43	64	64	195	195								6,9	Basili et al., 2013
3925252540	39,5	25	39	25,5			10	10	46	46	45	45	191	191								4,7	INGV RCMT Catalogue
3925252540	39,5	25	25,5	39			6	6	47	47	77	77	193	193	314	314	77	77	347	347		6,8	EMMA
3925252540	39,5	25	25,5	39			10	10	60	60	79	79	175	175	151	151	85	85	11	11		6,6	EMMA
3925252540	39,5	25	25,5	39			0	0	60	60	79	79	175	175	151	151	85	85	11	11		7,1	EMMA
3925252540	39,5	25	39	25,5		18	2	2	64	64	60	60	225,5	225,5									Basili et al., 2013
3925252540	39,5	25	39	25,5		18	7	7	64	64	60	60	225,5	225,5									Basili et al., 2013
3925252540	39,5	25	39	25,5		18	11	11	64	64	60	60	225,5	225,5									Basili et al., 2013
3925252540	39,5	25	39	25,5			6	34	68	92	34	60	231	297								8	Sorensen et al., 2012
3925252540	39,5	25	39	25,5			6	34	70	76	57	89	181	215								8	Sorensen et al., 2012
3925252540	39,5	25	39	25,5		13,5	3	3	78	78	59	59	250	250								6,8	Basili et al., 2013
3925252540	39,5	25	39	25,5		13,5	7	7	78	78	59	59	250	250								6,8	Basili et al., 2013
3925252540	39,5	25	39	25,5		13,5	12	12	78	78	59	59	250	250								6,8	Basili et al., 2013
3925252540	39,5	25	39	25,5		13,5	3	3	81	81	59	59	250	250								6,8	Basili et al., 2013
3925252540	39,5	25	39	25,5		13,5	7	7	81	81	59	59	250	250								6,8	Basili et al., 2013
3925252540	39,5	25	39	25,5		13,5	12	12	81	81	59	59	250	250								6,8	Basili et al., 2013
3925252540	39,5	25	39	25,5		13,5	3	3	85	85	59	59	250	250								6,8	Basili et al., 2013
3925252540	39,5	25	39	25,5		13,5	7	7	85	85	59	59	250	250								6,8	Basili et al., 2013
3925252540	39,5	25	39	25,5		13,5	12	12	85	85	59	59	250	250								6,8	Basili et al., 2013
3925252540	39,5	25	39	25,5			9	9	138	138	79	79	5	5								5,2	Pondrelli et al., 1999
3925252540	39,5	25	25,5	39			9	9	138	138	79	79	5	5	47	47	85	85	169	169		5,1	EMMA
3925252540	39,5	25	25,5	39			0	0	156	156	68	68	164	164	252	252	76	76	22	22		5,3	EMMA
3925252540	39,5	25	39	25,5			0	0	189	189	80	80	177	177								4,8	Papadopoulos et al., 1986
3925252540	39,5	25	25,5	39			0	0	189	189	80	80	177	177	279	279	87	87	10	10		4,8	EMMA
3925252540	39,5	25	39	25,5		17,5	3	3	204	204	76	76	200	200								6,9	Basili et al., 2013
3925252540	39,5	25	39	25,5					216	216	86	86	185	185									Moratto et al., 2007
3925252540	39,5	25	39	25,5			6	34	216	250	64	88	160	176								8	Sorensen et al., 2012
3925252540	39,5	25	39	25,5		17,5	11	11	216	216	76	76	200	200								6,9	Basili et al., 2013
3925252540	39,5	25	39	25,5		17,5	7	7	216	216	76	76	200	200								6,9	Basili et al., 2013
3925252540	39,5	25	39	25,5		17,5	3	3	216	216	76	76	200	200								6,9	Basili et al., 2013
3925252540	39,5	25	39	25,5		17,5	16	16	218	218	76	76	200	200								6,9	Basili et al., 2013
3925252540	39,5	25	39	25,5		17,5	11	11	218	218	76	76	200	200								6,9	Basili et al., 2013
3925252540	39,5	25	39	25,5		17,5	7	7	218	218	76	76	200	200								6,9	Basili et al., 2013
3925252540	39,5	25	39	25,5		17,5	3	3	218	218	76	76	200	200								6,9	Basili et al., 2013
3925252540	39,5	25	39	25,5		17,5	16	16	218	218	76	76	200	200								6,9	Basili et al., 2013
3925252540	39,5	25	39	25,5		17,5	11	11	218	218	76	76	200	200								6,9	Basili et al., 2013
3925252540	39,5	25	39	25,5		17,5	7	7	218	218	76	76	200	200								6,9	Basili et al., 2013
3925252540	39,5	25	39	25,5		17,5	3	3	218	218	76	76	200	200								6,9	Basili et al., 2013
3925252540	39,5	25	39	25,5		17,5	16	16	219	219	76	76	200	200								6,9	Basili et al., 2013
3925252540	39,5	25	39	25,5		17,5	11	11	219	219	76	76	200	200								6,9	Basili et al., 2013
3925252540	39,5	25	39	25,5		17,5	7	7	219	219	76	76	200	200								6,9	Basili et al., 2013
3925252540	39,5	25	39	25,5		17,5	3	3	219	219	76	76	200	200								6,9	Basili et al., 2013
3925252540	39,5	25	39	25,5		17,5	16	16	219	219	76	76	200	200								6,9	Basili et al., 2013
3925252540	39,5	25	39	25,5		17,5	11	11	219	219	76	76	200	200								6,9	Basili et al., 2013
3925252540	39,5	25	39	25,5		17,5	7	7	219	219	76	76	200	200								6,9	Basili et al., 2013
3925252540	39,5	25	39	25,5		17,5	16	16	219	219	76	76	200	200								6,9	Basili et al., 2013
3925252540	39,5	25	39	25,5		17,5	3	3	219	219	76	76	200	200								6,9	Basili et al., 2013
3925252540	39,5	25	39	25,5		17,5	11	11	219	219	76	76	200	200								6,9	Basili et al., 2013
3925252540	39,5	25	39	25,5		17,5	7	7	219	219	76	76	200	200								6,9	Basili et al., 2013
3925252540	39,5	25	39	25,5		17,5	3	3	219	219	76	76	200	200								6,9	Basili et al., 2013
3925252540	39,5	25	39	25,5			15	15	220	220	73	73	171	171								6,8	Dziewonski et al., 1981
3925252540	39,5	25	39	25,5		17,5	16	16	220	220	76	76	200	200								6,9	Basili et al., 2013
3925252540	39,5	25	39	25,5		17,5	11	11	220	220	76	76	200	200								6,9	Basili et al., 2013
3925252540	39,5	25	39	25,5		17,5	7	7	220	220	76	76	200	200								6,9	Basili et al., 2013
3925252540	39,5	25	39	25,5		17,5	3	3	220	220	76	76	200	200								6,9	Basili et al., 2013
3925252540	39,5	25	39	25,5		17,5	16	16	220	220	76	76	200	200								6,9	Basili et al., 2013
3925252540	39,5	25	39	25,5		17,5	11	11	220	220	76	76	200	200								6,9	Basili et al., 2013
3925252540	39,5	25	39	25,5		17,5	7	7	220	220	76	76	200	200								6,9	Basili et al., 2013
3925252540	39,5	25	39	25,5		17,5	3	3	220	220	76	76	200	200								6,9	Basili et al., 2013
3925252540	39,5	25	25,5	39			10	10	220	220	73	73	171	171	313	313	81	81	17	17		6,8	EMMA
3925252540	39,5	25	39	25,5		17,5	16	16	220	220	76	76	200	200								6,9	Basili et al., 2013
3925252540	39,5	25	39	25,5		17,5	11	11	220	220	76	76	200	200								6,9	Basili et al., 2013
3925252540	39,5	25	39	25,5		17,5	7	7	220	220	76	76	200	200								6,9	Basili et al., 2013
3925252540	39,5	25	39	25,5		17,5	3	3	220	220	76	76	200	200								6,9	Basili et al., 2013
3925252540	39,5	25	25,5	39			0	0	229	229	62	62	14	14	132	132	77	77	151	151		5,3	EMMA
3925252540	39,5	25	39	25,5			0	0	229	229	62	62	14	14								5,3	Canitez and Ucer, 1967
3925252540	39,5	25	39	25,5			6	34	235	251	69	77	186	204								8	Sorensen et al., 2012
3925252540	39,5	25	25,5	39			10	10	245	245	78	78	190	190	153	153	80	80	348	348		5	EMMA
3925252540	39,5	25	39	25,5			6	34	252	286	40	54	221	291								8	Sorensen et al., 2012
3925252540	39,5	25	25,5	39			10	10	302	302	78	78	321	321	42	42	52	52	195	195		6,6	EMMA
3925252540	39,5	25	25,5	39			11	11	302	302	78	78	322	322	42	42	52	52	195	195		7,2	EMMA
3925252540	39,5	25	25,5	39			0	0	311	311	90	90	20	20	221	221	70	70	180	180		7,2	EMMA
3925252540	39,5	25	25,5	39			0	0	311	311	90	90	20	20	221	221	70	70	180	180		7,2	EMMA
3925252540	39,5	25	39	25,5			0	0	311	311	90	90	20	20								7,3	Jackson et al., 1992

Table B.1. Compiled moment tensor database for each analysis bin in 0-40 km depth.

3925252540	39,5	25	39	25,5			8	8	313	313	80	80	49	49								4	Kalafat MT Catalogue
3925252540	39,5	25	39	25,5																		7,7	Koravos et al., 2003
3925252540	39,5	25	39	25,5																		7,1	Papaioannou and Papazachos, 2000
3925257540	39,5	25,5	39	26					45	45	89	89	188	188									Moratto et al., 2007
3925257540	39,5	25,5	39	26		18	2	2	63	63	60	60	226	226									Basili et al., 2013
3925257540	39,5	25,5	39	26		18	7	7	63	63	60	60	226	226									Basili et al., 2013
3925257540	39,5	25,5	39	26		18	11	11	63	63	60	60	226	226									Basili et al., 2013
3925257540	39,5	25,5	39	26		18	16	16	63	63	60	60	226	226									Basili et al., 2013
3925257540	39,5	25,5	39	26		18	2	2	63	63	60	60	226	226									Basili et al., 2013
3925257540	39,5	25,5	39	26		18	7	7	63	63	60	60	226	226									Basili et al., 2013
3925257540	39,5	25,5	39	26		18	11	11	63	63	60	60	226	226									Basili et al., 2013
3925257540	39,5	25,5	39	26		18	16	16	63	63	60	60	226	226									Basili et al., 2013
3925257540	39,5	25,5	39	26		18	2	2	64	64	60	60	226	226									Basili et al., 2013
3925257540	39,5	25,5	39	26		18	7	7	64	64	60	60	226	226									Basili et al., 2013
3925257540	39,5	25,5	39	26		18	11	11	64	64	60	60	226	226									Basili et al., 2013
3925257540	39,5	25,5	39	26		18	16	16	64	64	60	60	226	226									Basili et al., 2013
3925257540	39,5	25,5	39	26		18	2	2	64	64	60	60	226	226									Basili et al., 2013
3925257540	39,5	25,5	39	26		18	7	7	64	64	60	60	226	226									Basili et al., 2013
3925257540	39,5	25,5	39	26		18	11	11	64	64	60	60	226	226									Basili et al., 2013
3925257540	39,5	25,5	39	26		18	16	16	64	64	60	60	226	226									Basili et al., 2013
3925257540	39,5	25,5	39	26		18	16	16	64	64	60	60	226	226									Basili et al., 2013
3925257540	39,5	25,5	39	26			15	15	64	64	34	34	201	201	317	317	79	79	302	302		5,4	ISC MT Catalogue
3925257540	39,5	25,5	39	26		18	2	2	65	65	60	60	226	226									Basili et al., 2013
3925257540	39,5	25,5	39	26		18	7	7	65	65	60	60	226	226									Basili et al., 2013
3925257540	39,5	25,5	39	26		18	11	11	65	65	60	60	226	226									Basili et al., 2013
3925257540	39,5	25,5	39	26		18	16	16	65	65	60	60	226	226									Basili et al., 2013
3925257540	39,5	25,5	39	26		15	6	6	68	68	60	60	255	255								6,8	Basili et al., 2013
3925257540	39,5	25,5	39	26		15	9	9	68	68	60	60	255	255								6,8	Basili et al., 2013
3925257540	39,5	25,5	39	26		15	13	13	68	68	60	60	255	255								6,8	Basili et al., 2013
3925257540	39,5	25,5	39	26		18	2	2	71	71	60	60	226	226									Basili et al., 2013
3925257540	39,5	25,5	39	26		18	7	7	71	71	60	60	226	226									Basili et al., 2013
3925257540	39,5	25,5	39	26		18	2	2	71	71	60	60	226	226									Basili et al., 2013
3925257540	39,5	25,5	39	26		18	11	11	71	71	60	60	226	226									Basili et al., 2013
3925257540	39,5	25,5	39	26		18	7	7	71	71	60	60	226	226									Basili et al., 2013
3925257540	39,5	25,5	39	26		18	16	16	71	71	60	60	226	226									Basili et al., 2013
3925257540	39,5	25,5	39	26		18	11	11	71	71	60	60	226	226									Basili et al., 2013
3925257540	39,5	25,5	39	26		18	16	16	71	71	60	60	226	226									Basili et al., 2013
3925257540	39,5	25,5	39	26		18	2	2	71	71	60	60	226	226									Basili et al., 2013
3925257540	39,5	25,5	39	26		18	7	7	71	71	60	60	226	226									Basili et al., 2013
3925257540	39,5	25,5	39	26		18	11	11	71	71	60	60	226	226									Basili et al., 2013
3925257540	39,5	25,5	39	26		18	16	16	71	71	60	60	226	226									Basili et al., 2013
3925257540	39,5	25,5	39	26		18	2	2	72	72	60	60	226	226									Basili et al., 2013
3925257540	39,5	25,5	39	26		18	7	7	72	72	60	60	226	226									Basili et al., 2013
3925257540	39,5	25,5	39	26		18	11	11	72	72	60	60	226	226									Basili et al., 2013
3925257540	39,5	25,5	39	26		18	16	16	72	72	60	60	226	226									Basili et al., 2013
3925257540	39,5	25,5	39	26		15	6	6	79	79	57	57	255	255								6,8	Basili et al., 2013
3925257540	39,5	25,5	39	26		15	9	9	79	79	57	57	255	255								6,8	Basili et al., 2013
3925257540	39,5	25,5	39	26		15	13	13	79	79	57	57	255	255								6,8	Basili et al., 2013
3925257540	39,5	25,5	39	26		15	9	9	84	84	57	57	255	255								6,8	Basili et al., 2013
3925257540	39,5	25,5	39	26		15	13	13	84	84	57	57	255	255								6,8	Basili et al., 2013
3925257540	39,5	25,5	39	26		15	13	13	101	101	55	55	255	255								6,8	Basili et al., 2013
3925257540	39,5	25,5	39	26		15	9	9	101	101	55	55	255	255								6,8	Basili et al., 2013
3925257540	39,5	25,5	39	26		15	13	13	109	109	56	56	255	255								6,8	Basili et al., 2013
3925257540	39,5	25,5	39	26		15	9	9	109	109	56	56	255	255								6,8	Basili et al., 2013
3925257540	39,5	25,5	39	26		15	6	6	109	109	56	56	255	255								6,8	Basili et al., 2013
3925257540	39,5	25,5	39	26		15	13	13	118	118	57	57	255	255								6,8	Basili et al., 2013
3925257540	39,5	25,5	39	26		15	9	9	118	118	57	57	255	255								6,8	Basili et al., 2013
3925257540	39,5	25,5	39	26		15	6	6	118	118	57	57	255	255								6,8	Basili et al., 2013
3925257540	39,5	25,5	39	26		15	2	2	118	118	57	57	255	255								6,8	Basili et al., 2013
3925257540	39,5	25,5	39	26					216	216	86	86	185	185									Moratto et al., 2007
3925257540	39,5	25,5	39	26		15	13	13	224	224	76	76	195	195								7	Basili et al., 2013
3925257540	39,5	25,5	39	26			2	26	240	154	62	86	324	354								7,5	Sorensen et al., 2012
3925257540	39,5	25,5	39	26			2	26	253	261	45	61	227	239								7,5	Sorensen et al., 2012
3925257540	39,5	25,5	26	39			0	0	279	279	87	87	10	10	189	189	80	80	177	177		5,3	EMMA
3925257540	39,5	25,5	39	26			15	15	317	317	79	79	302	302								5,4	Kalafat MT Catalogue
3925257540	39,5	25,5	39	26																		7,7	Koravos et al., 2003
3925257540	39,5	25,5	39	26																		7,2	Papaioannou and Papazachos, 2000
3925262540	39,5	26	39	26,5					45	45	89	89	188	188									Moratto et al., 2007
3925262540	39,5	26	39	26,5		18	2	2	63	63	60	60	226	226									Basili et al., 2013
3925262540	39,5	26	39	26,5		18	7	7	63	63	60	60	226	226									Basili et al., 2013
3925262540	39,5	26	39	26,5		18	11	11	63	63	60	60	226	226									Basili et al., 2013
3925262540	39,5	26	39	26,5		18	16	16	63	63	60	60	226	226									Basili et al., 2013
3925262540	39,5	26	39	26,5		18	2	2	63	63	60	60	226	226									Basili et al., 2013
3925262540	39,5	26	39	26,5		18	7	7	63	63	60	60	226	226									Basili et al., 2013
3925262540	39,5	26	39	26,5		18	11	11	63	63	60	60	226	226									Basili et al., 2013
3925262540	39,5	26	39	26,5		18	16	16	63	63	60	60	226	226									Basili et al., 2013
3925262540	39,5	26	39	26,5		18	2	2	69	69	60	60	226	226									Basili et al., 2013
3925262540	39,5	26	39	26,5		18	7	7	69	69	60	60	226	226									Basili et al., 2013
3925262540	39,5	26	39	26,5		18	11	11	69	69	60	60	226	226									Basili et al., 2013
3925262540	39,5	26	39	26,5		18	16	16	69	69	60	60	226	226									Basili et al., 2013
3925262540	39,5	26	39	26,5		18	2	2	73	73	60	60	226	226									Basili et al., 2013
3925262540	39,5	26	39	26,5		18	7	7	73	73	60	60	226	226									Basili et al., 2013
3925262540	39,5	26	39	26,5		18	11	11	73	73	60	60	226	226									Basili et al., 2013
3925262540	39,5	26	39	26,5		18	16	16	73	73	60	60	226	226									Basili et al., 2013
3925262540	39,5	26	39	26,5		18	2	2	73	73	60	60	226	226									Basili et al., 2013
3925262540	39,5	26	39	26,5		18	7	7	73	73	60	60	226	226									Basili et al., 2013
3925262540	39,5	26	39	26,5		18	11	11	73	73	60	60	226	226									Basili et al., 2013
3925262540	39,5	26	39	26,5		18	16	16	73	73	60	60	226	226									Basili et al., 2013
3925262540	39,5	26	39	26,5		18	2	2	74	74	60	60	226	226									Basili et al., 2013
3925262540	39,5	26	39	26,5		18	7	7	74	74	60	60	226	226									Basili et al., 2013
3925262540	39,5	26	39	26,5		18	11	11	74	74	60	60	226	226									Basili et al., 2013
3925262540	39,5	26	39	26,5		18	16	16	74	74	60	60	226	226									Basili et al., 2013
3925262540	39,5	26	39	26,5		18	2	2	75	75	60	60	226	226									Basili et al., 2013
3925262540	39,5	26	39	26,5		18	7	7	75	75	60	60	226	226									Basili et al., 2013

Table B.1. Compiled moment tensor database for each analysis bin in 0-40 km depth.

3925262540	39,5	26	39	26,5		18	11	11	75	75	60	60	226	226								Basili et al., 2013
3925262540	39,5	26	39	26,5		18	16	16	75	75	60	60	226	226								Basili et al., 2013
3925262540	39,5	26	39	26,5		18	2	2	76	76	60	60	226	226								Basili et al., 2013
3925262540	39,5	26	39	26,5		18	7	7	76	76	60	60	226	226								Basili et al., 2013
3925262540	39,5	26	39	26,5		18	11	11	76	76	60	60	226	226								Basili et al., 2013
3925262540	39,5	26	39	26,5		18	16	16	76	76	60	60	226	226								Basili et al., 2013
3925262540	39,5	26	39	26,5		18	2	2	81	81	61	61	226	226								Basili et al., 2013
3925262540	39,5	26	39	26,5		18	7	7	81	81	61	61	226	226								Basili et al., 2013
3925262540	39,5	26	39	26,5		18	11	11	81	81	61	61	226	226								Basili et al., 2013
3925262540	39,5	26	39	26,5		18	16	16	81	81	61	61	226	226								Basili et al., 2013
3925262540	39,5	26	39	26,5		13	11	11	119	119	64	64	285	285							6,1	Basili et al., 2013
3925262540	39,5	26	39	26,5		13	7	7	119	119	64	64	285	285							6,1	Basili et al., 2013
3925262540	39,5	26	39	26,5		13	2	2	119	119	64	64	285	285							6,1	Basili et al., 2013
3925262540	39,5	26	39	26,5		15	13	13	119	119	57	57	255	255							6,8	Basili et al., 2013
3925262540	39,5	26	39	26,5		15	9	9	119	119	57	57	255	255							6,8	Basili et al., 2013
3925262540	39,5	26	39	26,5		15	6	6	119	119	57	57	255	255							6,8	Basili et al., 2013
3925262540	39,5	26	39	26,5		15	2	2	119	119	57	57	255	255							6,8	Basili et al., 2013
3925262540	39,5	26	39	26,5		15	13	13	124	124	58	58	255	255							6,8	Basili et al., 2013
3925262540	39,5	26	39	26,5		15	9	9	124	124	58	58	255	255							6,8	Basili et al., 2013
3925262540	39,5	26	39	26,5		15	6	6	124	124	58	58	255	255							6,8	Basili et al., 2013
3925262540	39,5	26	39	26,5		15	2	2	124	124	58	58	255	255							6,8	Basili et al., 2013
3925262540	39,5	26	39	26,5		13	11	11	134	134	63	63	285	285							6,1	Basili et al., 2013
3925262540	39,5	26	39	26,5		13	7	7	134	134	63	63	285	285							6,1	Basili et al., 2013
3925262540	39,5	26	39	26,5		13	2	2	134	134	63	63	285	285							6,1	Basili et al., 2013
3925262540	39,5	26	39	26,5			10	10	138	138	79	79	321	321							4,8	Kalafat MT Catalogue
3925262540	39,5	26	39	26,5			26	26	150	150	73	73	333	333							5,4	Zanchi and Angelier, 1993
3925262540	39,5	26	39	26,5		13	11	11	153	153	65	65	285	285							6,1	Basili et al., 2013
3925262540	39,5	26	39	26,5		13	7	7	153	153	65	65	285	285							6,1	Basili et al., 2013
3925262540	39,5	26	39	26,5			17	17	157	157	86	86	308	308							5,3	Kalafat MT Catalogue
3925262540	39,5	26	39	26,5		15	13	13	197	197	76	76	195	195							7	Basili et al., 2013
3925262540	39,5	26	39	26,5		15	8	8	197	197	76	76	195	195							7	Basili et al., 2013
3925262540	39,5	26	39	26,5		15	3	3	197	197	76	76	195	195							7	Basili et al., 2013
3925262540	39,5	26	39	26,5		15	13	13	199	199	76	76	195	195							7	Basili et al., 2013
3925262540	39,5	26	39	26,5		15	8	8	199	199	76	76	195	195							7	Basili et al., 2013
3925262540	39,5	26	39	26,5		15	3	3	199	199	76	76	195	195							7	Basili et al., 2013
3925262540	39,5	26	39	26,5		15	13	13	205	205	76	76	195	195							7	Basili et al., 2013
3925262540	39,5	26	39	26,5		15	8	8	205	205	76	76	195	195							7	Basili et al., 2013
3925262540	39,5	26	39	26,5		15	3	3	205	205	76	76	195	195							7	Basili et al., 2013
3925262540	39,5	26	39	26,5		15	13	13	211	211	76	76	195	195							7	Basili et al., 2013
3925262540	39,5	26	39	26,5		15	8	8	211	211	76	76	195	195							7	Basili et al., 2013
3925262540	39,5	26	39	26,5		15	3	3	211	211	76	76	195	195							7	Basili et al., 2013
3925262540	39,5	26	39	26,5		15	13	13	213	213	76	76	195	195							7	Basili et al., 2013
3925262540	39,5	26	39	26,5		15	8	8	213	213	76	76	195	195							7	Basili et al., 2013
3925262540	39,5	26	39	26,5		15	3	3	213	213	76	76	195	195							7	Basili et al., 2013
3925262540	39,5	26	39	26,5		15	13	13	218	218	76	76	195	195							7	Basili et al., 2013
3925262540	39,5	26	39	26,5		15	8	8	218	218	76	76	195	195							7	Basili et al., 2013
3925262540	39,5	26	39	26,5		15	3	3	218	218	76	76	195	195							7	Basili et al., 2013
3925262540	39,5	26	39	26,5		15	13	13	221	221	76	76	195	195							7	Basili et al., 2013
3925262540	39,5	26	39	26,5		15	13	13	221	221	76	76	195	195							7	Basili et al., 2013
3925262540	39,5	26	39	26,5		15	8	8	221	221	76	76	195	195							7	Basili et al., 2013
3925262540	39,5	26	39	26,5		15	8	8	221	221	76	76	195	195							7	Basili et al., 2013
3925262540	39,5	26	39	26,5		15	3	3	221	221	76	76	195	195							7	Basili et al., 2013
3925262540	39,5	26	39	26,5		15	3	3	221	221	76	76	195	195							7	Basili et al., 2013
3925262540	39,5	26	39	26,5		15	13	13	221	221	76	76	195	195							7	Basili et al., 2013
3925262540	39,5	26	39	26,5		15	8	8	221	221	76	76	195	195							7	Basili et al., 2013
3925262540	39,5	26	39	26,5		15	3	3	221	221	76	76	195	195							7	Basili et al., 2013
3925262540	39,5	26	39	26,5		15	13	13	223	223	76	76	195	195							7	Basili et al., 2013
3925262540	39,5	26	39	26,5		15	8	8	223	223	76	76	195	195							7	Basili et al., 2013
3925262540	39,5	26	39	26,5		15	3	3	223	223	76	76	195	195							7	Basili et al., 2013
3925262540	39,5	26	39	26,5			2	26	240	154	62	86	324	354							7,5	Sorensen et al., 2012
3925262540	39,5	26	26,5	39			0	0	248	248	64	64	199	199	149	149	73	73	333	333	4,9	EMMA
3925262540	39,5	26	26,5	39			0	0	248	248	64	64	199	199	149	149	73	73	333	333	5,3	EMMA
3925262540	39,5	26	39	26,5			2	26	253	261	45	61	227	239							7,5	Sorensen et al., 2012
3925262540	39,5	26	39	26,5																	6,8	Compiled Historical Catalogue
3925262540	39,5	26	39	26,5																	7,7	Koravos et al., 2003
3925262540	39,5	26	39	26,5																	7,2	Papaioannou and Papazachos, 2000
3925267540	39,5	26,5	39	27					45	45	89	89	188	188								Moratto et al., 2007
3925267540	39,5	26,5	39	27		18	16	16	70	70	60	60	226	226								Basili et al., 2013
3925267540	39,5	26,5	39	27		18	11	11	71	71	60	60	226	226								Basili et al., 2013
3925267540	39,5	26,5	39	27		18	7	7	71	71	60	60	226	226								Basili et al., 2013
3925267540	39,5	26,5	39	27		18	11	11	71	71	60	60	226	226								Basili et al., 2013
3925267540	39,5	26,5	39	27		18	16	16	71	71	60	60	226	226								Basili et al., 2013
3925267540	39,5	26,5	39	27		18	11	11	71	71	60	60	226	226								Basili et al., 2013
3925267540	39,5	26,5	39	27		18	16	16	71	71	60	60	226	226								Basili et al., 2013
3925267540	39,5	26,5	39	27		18	16	16	71	71	60	60	226	226								Basili et al., 2013
3925267540	39,5	26,5	39	27		13	2	2	153	153	65	65	285	285							6,1	Basili et al., 2013
3925267540	39,5	26,5	27	39			20	20	170	170	89	89	340	340	260	260	70	70	180	180	6,7	EMMA
3925267540	39,5	26,5	39	27			2	26	240	154	62	86	324	354							7,5	Sorensen et al., 2012
3925267540	39,5	26,5	39	27			2	26	253	261	45	61	227	239							7,5	Sorensen et al., 2012
3925267540	39,5	26,5	39	27																	6,8	Compiled Historical Catalogue
3875227540	39	22,5	38,5	23			6	34	68	92	34	60	231	297							8	Sorensen et al., 2012
3875227540	39	22,5	38,5	23			6	34	70	76	57	89	181	215							8	Sorensen et al., 2012
3875227540	39	22,5	38,5	23			6	34	216	250	64	88	160	176							8	Sorensen et al., 2012
3875227540	39	22,5	38,5	23			6	34	235	251	69	77	186	204							8	Sorensen et al., 2012
3875227540	39	22,5	38,5	23			6	34	252	286	40	54	221	291							8	Sorensen et al., 2012
3875227540	39	22,5	38,5	23																	,8•7	Compiled Historical Catalogue
3875232540	39	23	23,5	38,5			15	15	17	17	49	49	207	207	270	270	69	69	317	317	3,9	EMMA
3875232540	39	23	38,5	23,5			14	14	17	17	49	49	207	207							4	Hatzfeld et al., 1993
3875232540	39	23	23,5	38,5			9	9	28	28	44	44	217	217	270	270	64	64	309	309	4	EMMA
3875232540	39	23	38,5	23,5			9	9	28	28	44	44	217	217							4,1	Hatzfeld et al., 1993
3875232540	39	23	38,5	23,5			10	10	55	55	60	60	208	208							2,7	Hatzfeld et al., 1999
3875232540	39	23	38,5	23,5			6	34	68	92	34	60	231	297							8	Sorensen et al., 2012
3875232540	39	23	38,5	23,5			12	12	70	70	75	75	161	161							3	Hatzfeld et al., 1999
3875232540	39	23	38,5	23,5			6	34	70	76	57	89	181	215							8	Sorensen et al., 2012

Table B.1. Compiled moment tensor database for each analysis bin in 0-40 km depth.

3875232540	39	23	38,5	23,5			10	10	85	85	35	35	255	255								4,8	INGV RCMT Catalogue
3875232540	39	23	38,5	23,5			11	11	110	110	80	80	333	333								2,7	Hatzfeld et al., 1999
3875232540	39	23	38,5	23,5			14	14	113	113	60	60	337	337								3,4	Hatzfeld et al., 1999
3875232540	39	23	38,5	23,5		12,5	10	10	114	114	64	64	275	275								6,7	Basili et al., 2013
3875232540	39	23	38,5	23,5		12,5	6	6	114	114	64	64	275	275								6,7	Basili et al., 2013
3875232540	39	23	38,5	23,5		12,5	2	2	114	114	64	64	275	275								6,7	Basili et al., 2013
3875232540	39	23	38,5	23,5			13	13	120	120	60	60	311	311								3,3	Hatzfeld et al., 1999
3875232540	39	23	38,5	23,5			12	12	120	120	65	65	328	328								2,6	Hatzfeld et al., 1999
3875232540	39	23	38,5	23,5			9	9	120	120	60	60	332	332								2,3	Hatzfeld et al., 1999
3875232540	39	23	38,5	23,5			11	11	120	120	60	60	341	341								2,7	Hatzfeld et al., 1999
3875232540	39	23	38,5	23,5			10	10	120	120	75	75	341	341								2,6	Hatzfeld et al., 1999
3875232540	39	23	38,5	23,5		12,5	10	10	125	125	63	63	275	275								6,7	Basili et al., 2013
3875232540	39	23	38,5	23,5		12,5	6	6	125	125	63	63	275	275								6,7	Basili et al., 2013
3875232540	39	23	38,5	23,5		12,5	2	2	125	125	63	63	275	275								6,7	Basili et al., 2013
3875232540	39	23	38,5	23,5		12,5	10	10	129	129	63	63	275	275								6,7	Basili et al., 2013
3875232540	39	23	38,5	23,5		12,5	6	6	129	129	63	63	275	275								6,7	Basili et al., 2013
3875232540	39	23	38,5	23,5		12,5	2	2	129	129	63	63	275	275								6,7	Basili et al., 2013
3875232540	39	23	38,5	23,5		12,5	10	10	129	129	63	63	275	275								6,7	Basili et al., 2013
3875232540	39	23	38,5	23,5		12,5	6	6	129	129	63	63	275	275								6,7	Basili et al., 2013
3875232540	39	23	38,5	23,5		12,5	2	2	129	129	63	63	275	275								6,7	Basili et al., 2013
3875232540	39	23	38,5	23,5		12,5	10	10	129	129	63	63	275	275								6,7	Basili et al., 2013
3875232540	39	23	38,5	23,5		12,5	6	6	129	129	63	63	275	275								6,7	Basili et al., 2013
3875232540	39	23	38,5	23,5		12,5	2	2	129	129	63	63	275	275								6,7	Basili et al., 2013
3875232540	39	23	38,5	23,5			14	14	130	130	65	65	328	328								2,9	Hatzfeld et al., 1999
3875232540	39	23	38,5	23,5		12,5	10	10	131	131	63	63	275	275								6,7	Basili et al., 2013
3875232540	39	23	38,5	23,5		12,5	6	6	131	131	63	63	275	275								6,7	Basili et al., 2013
3875232540	39	23	38,5	23,5		12,5	2	2	131	131	63	63	275	275								6,7	Basili et al., 2013
3875232540	39	23	38,5	23,5		12,5	10	10	133	133	64	64	275	275								6,7	Basili et al., 2013
3875232540	39	23	38,5	23,5		12,5	6	6	133	133	64	64	275	275								6,7	Basili et al., 2013
3875232540	39	23	38,5	23,5		12,5	2	2	133	133	64	64	275	275								6,7	Basili et al., 2013
3875232540	39	23	38,5	23,5		12,5	10	10	134	134	64	64	275	275								6,7	Basili et al., 2013
3875232540	39	23	38,5	23,5		12,5	6	6	134	134	64	64	275	275								6,7	Basili et al., 2013
3875232540	39	23	38,5	23,5		12,5	2	2	134	134	64	64	275	275								6,7	Basili et al., 2013
3875232540	39	23	38,5	23,5			11	11	210	210	65	65	228	228								2,7	Hatzfeld et al., 1999
3875232540	39	23	38,5	23,5			6	34	216	250	64	88	160	176								8	Sorensen et al., 2012
3875232540	39	23	38,5	23,5		11,5	6	6	223	223	57	57	260	260								6,6	Basili et al., 2013
3875232540	39	23	38,5	23,5		11,5	2	2	223	223	57	57	260	260								6,6	Basili et al., 2013
3875232540	39	23	38,5	23,5			13	13	230	230	80	80	207	207								3,1	Hatzfeld et al., 1999
3875232540	39	23	38,5	23,5		11,5	10	10	233	233	56	56	260	260								6,6	Basili et al., 2013
3875232540	39	23	38,5	23,5		11,5	6	6	233	233	56	56	260	260								6,6	Basili et al., 2013
3875232540	39	23	38,5	23,5		11,5	2	2	233	233	56	56	260	260								6,6	Basili et al., 2013
3875232540	39	23	38,5	23,5			6	34	235	251	69	77	186	204								8	Sorensen et al., 2012
3875232540	39	23	38,5	23,5			10	10	250	250	60	60	216	216								3,2	Hatzfeld et al., 1999
3875232540	39	23	38,5	23,5			6	34	252	286	40	54	221	291								8	Sorensen et al., 2012
3875232540	39	23	38,5	23,5		13	11	11	269	269	54	54	270	270								6,9	Basili et al., 2013
3875232540	39	23	38,5	23,5		13	7	7	269	269	54	54	270	270								6,9	Basili et al., 2013
3875232540	39	23	38,5	23,5		13	2	2	269	269	54	54	270	270								6,9	Basili et al., 2013
3875232540	39	23	38,5	23,5			13	13	284	284	85	85	22	22								3,1	Hatzfeld et al., 1999
3875232540	39	23	38,5	23,5		12,5	2	2	284	284	56	56	275	275								6,8	Basili et al., 2013
3875232540	39	23	38,5	23,5		12,5	6	6	284	284	56	56	275	275								6,8	Basili et al., 2013
3875232540	39	23	38,5	23,5		12,5	10	10	284	284	56	56	275	275								6,8	Basili et al., 2013
3875232540	39	23	38,5	23,5		12,5	2	2	286	286	55	55	275	275								6,8	Basili et al., 2013
3875232540	39	23	38,5	23,5		12,5	6	6	286	286	55	55	275	275								6,8	Basili et al., 2013
3875232540	39	23	38,5	23,5		12,5	10	10	286	286	55	55	275	275								6,8	Basili et al., 2013
3875232540	39	23	38,5	23,5		12,5	2	2	289	289	55	55	275	275								6,8	Basili et al., 2013
3875232540	39	23	38,5	23,5		12,5	6	6	289	289	55	55	275	275								6,8	Basili et al., 2013
3875232540	39	23	38,5	23,5		12,5	10	10	289	289	55	55	275	275								6,8	Basili et al., 2013
3875232540	39	23	38,5	23,5		12,5	2	2	291	291	55	55	275	275								6,8	Basili et al., 2013
3875232540	39	23	38,5	23,5		12,5	2	2	291	291	55	55	275	275								6,8	Basili et al., 2013
3875232540	39	23	38,5	23,5		12,5	6	6	291	291	55	55	275	275								6,8	Basili et al., 2013
3875232540	39	23	38,5	23,5		12,5	6	6	291	291	55	55	275	275								6,8	Basili et al., 2013
3875232540	39	23	38,5	23,5		12,5	10	10	291	291	55	55	275	275								6,8	Basili et al., 2013
3875232540	39	23	38,5	23,5		12,5	10	10	291	291	55	55	275	275								6,8	Basili et al., 2013
3875232540	39	23	38,5	23,5		12,5	2	2	297	297	56	56	275	275								6,8	Basili et al., 2013
3875232540	39	23	38,5	23,5		12,5	6	6	297	297	56	56	275	275								6,8	Basili et al., 2013
3875232540	39	23	38,5	23,5		12,5	10	10	297	297	56	56	275	275								6,8	Basili et al., 2013
3875232540	39	23	38,5	23,5		12,5	2	2	299	299	56	56	275	275								6,8	Basili et al., 2013
3875232540	39	23	38,5	23,5		12,5	6	6	299	299	56	56	275	275								6,8	Basili et al., 2013
3875232540	39	23	38,5	23,5		12,5	10	10	299	299	56	56	275	275								6,8	Basili et al., 2013
3875232540	39	23	38,5	23,5		12,5	2	2	305	305	56	56	275	275								6,8	Basili et al., 2013
3875232540	39	23	38,5	23,5		12,5	6	6	305	305	56	56	275	275								6,8	Basili et al., 2013
3875232540	39	23	38,5	23,5		12,5	10	10	305	305	56	56	275	275								6,8	Basili et al., 2013
3875232540	39	23	38,5	23,5		12,5	2	2	305	305	56	56	275	275								6,8	Basili et al., 2013
3875232540	39	23	38,5	23,5		12,5	6	6	305	305	56	56	275	275								6,8	Basili et al., 2013
3875232540	39	23	38,5	23,5		12,5	10	10	305	305	56	56	275	275								6,8	Basili et al., 2013
3875232540	39	23	38,5	23,5																		,a+7	Compiled Historical Catalogue
3875237540	39	23,5	38,5	24			19	19	44	44	44	44	207	207								4,5	INGV RCMT Catalogue
3875237540	39	23,5	38,5	24			6	34	68	92	34	60	231	297								8	Sorensen et al., 2012
3875237540	39	23,5	38,5	24			6	34	70	76	57	89	181	215								8	Sorensen et al., 2012
3875237540	39	23,5	38,5	24			21	21	77	77	35	35	263	263								4,6	INGV RCMT Catalogue
3875237540	39	23,5	38,5	24			15	15	84	84	39	39	265	265								4,6	ETHZ Moment Tensor Catalogue
3875237540	39	23,5	38,5	24			9	9	103	103	68	68	299	299								3,9	Kalafat MT Catalogue
3875237540	39	23,5	38,5	24			9	9	106	106	68	68	289	289								4,4	Kalafat MT Catalogue
3875237540	39	23,5	38,5	24			7	7	119	119	62	62	303	303								5	Kalafat MT Catalogue
3875237540	39	23,5	38,5	24			12	12	123	123	76	76	355	355								4,2	Kalafat MT Catalogue
3875237540	39	23,5	38,5	24			12	12	145	145	50	50	337	337								2,9	Hatzfeld et al., 1999
3875237540	39	23,5	38,5	24			6	34	216	250	64	88	160	176								8	Sorensen et al., 2012
3875237540	39	23,5	38,5	24					225	225	89	89	188	188									Moratto et al., 2007
3875237540	39	23,5	24	38,5			10	10	230	230	90	90	180	180	140	140	90	90	0	0		5,3	EMMA
3875237540	39	23,5	38,5	24			15	15	230	230	90	90	180	180	320	320	90	90	0	0		5,4	ISC MT Catalogue
3875237540	39	23,5	38,5	24			6	34	235	251	69	77	186	204								8	Sorensen et al., 2012
3875237540	39	23,5	38,5	24			6	34	252	286	40	54	221	291								8	Sorensen et al., 2012
3875237540	39	23,5	38,5	24			13,1	13,1	254	254	52	52	224	224	134	134	57	57	313	313		5,2	ISC MT Catalogue
3875237540	39	23,5	38,5	24					261	261	45	45	205	205									Moratto et al., 2007

Table B.1. Compiled moment tensor database for each analysis bin in 0-40 km depth.

3875237540	39	23,5	38,5	24		12,5	11	11	270	270	57	57	278	278								6,7	Basili et al., 2013
3875237540	39	23,5	38,5	24		12,5	7	7	270	270	57	57	278	278								6,7	Basili et al., 2013
3875237540	39	23,5	38,5	24		12,5	3	3	270	270	57	57	278	278								6,7	Basili et al., 2013
3875237540	39	23,5	38,5	24			15	15	270	270	52	52	274	274	84	84	39	39	265	265		4,6	ISC MT Catalogue
3875237540	39	23,5	38,5	24			9	9	281	281	55	55	276	276	91	91	35	35	262	262		4,5	ISC MT Catalogue
3875237540	39	23,5	38,5	24		12,5	3	3	284	284	55	55	278	278								6,7	Basili et al., 2013
3875237540	39	23,5	38,5	24		12,5	7	7	284	284	55	55	278	278								6,7	Basili et al., 2013
3875237540	39	23,5	38,5	24		12,5	11	11	284	284	55	55	278	278								6,7	Basili et al., 2013
3875237540	39	23,5	38,5	24			9	9	284	284	61	61	304	304	50	50	44	44	225	225		4,8	ISC MT Catalogue
3875237540	39	23,5	38,5	24			12	12	290	290	65	65	23	23								2,7	Hatzfeld et al., 1999
3875237540	39	23,5	38,5	24		12,5	3	3	295	295	55	55	278	278								6,7	Basili et al., 2013
3875237540	39	23,5	38,5	24		12,5	7	7	295	295	55	55	278	278								6,7	Basili et al., 2013
3875237540	39	23,5	38,5	24		12,5	11	11	295	295	55	55	278	278								6,7	Basili et al., 2013
3875237540	39	23,5	38,5	24		12,5	3	3	296	296	55	55	278	278								6,7	Basili et al., 2013
3875237540	39	23,5	38,5	24		12,5	7	7	296	296	55	55	278	278								6,7	Basili et al., 2013
3875237540	39	23,5	38,5	24		12,5	11	11	296	296	55	55	278	278								6,7	Basili et al., 2013
3875237540	39	23,5	38,5	24		12,5	3	3	297	297	55	55	278	278								6,7	Basili et al., 2013
3875237540	39	23,5	38,5	24		12,5	7	7	297	297	55	55	278	278								6,7	Basili et al., 2013
3875237540	39	23,5	38,5	24		12,5	11	11	297	297	55	55	278	278								6,7	Basili et al., 2013
3875237540	39	23,5	38,5	24		12,5	3	3	304	304	55	55	278	278								6,7	Basili et al., 2013
3875237540	39	23,5	38,5	24		12,5	7	7	304	304	55	55	278	278								6,7	Basili et al., 2013
3875237540	39	23,5	38,5	24		12,5	11	11	304	304	55	55	278	278								6,7	Basili et al., 2013
3875237540	39	23,5	38,5	24		12,5	3	3	309	309	56	56	278	278								6,7	Basili et al., 2013
3875237540	39	23,5	38,5	24		12,5	7	7	309	309	56	56	278	278								6,7	Basili et al., 2013
3875237540	39	23,5	38,5	24		12,5	11	11	309	309	56	56	278	278								6,7	Basili et al., 2013
3875237540	39	23,5	38,5	24		12,5	3	3	314	314	57	57	278	278								6,7	Basili et al., 2013
3875237540	39	23,5	38,5	24		12,5	7	7	314	314	57	57	278	278								6,7	Basili et al., 2013
3875237540	39	23,5	38,5	24		12,5	11	11	314	314	57	57	278	278								6,7	Basili et al., 2013
3875237540	39	23,5	38,5	24			15	15	320	320	90	90	0	0								5,4	Kalafat MT Catalogue
3875237540	39	23,5	38,5	24		12,5	3	3	320	320	58	58	278	278								6,7	Basili et al., 2013
3875237540	39	23,5	38,5	24		12,5	7	7	320	320	58	58	278	278								6,7	Basili et al., 2013
3875237540	39	23,5	38,5	24		12,5	11	11	320	320	58	58	278	278								6,7	Basili et al., 2013
3875237540	39	23,5	38,5	24																		6,4	Papaioannou and Papazachos, 2000
3875242540	39	24	38,5	24,5			30	30	30	30	79	79	60	60								4,4	Kalafat MT Catalogue
3875242540	39	24	38,5	24,5			12	12	46	46	82	82	167	167	138	138	77	77	8	8		4,3	ISC MT Catalogue
3875242540	39	24	38,5	24,5			6	6	50	50	85	85	220	220								5,2	Ganas et al., 2005
3875242540	39	24	38,5	24,5			24	24	53	53	83	83	193	193	322	322	77	77	353	353		4,7	ISC MT Catalogue
3875242540	39	24	38,5	24,5			9	9	58	58	60	60	244	244	282	282	39	39	307	307		4,9	ISC MT Catalogue
3875242540	39	24	38,5	24,5			25	25	60	60	90	90	200	200								5,1	Ganas et al., 2005
3875242540	39	24	38,5	24,5			6	34	68	92	34	60	231	297								8	Sorensen et al., 2012
3875242540	39	24	38,5	24,5			6	34	70	76	57	89	181	215								8	Sorensen et al., 2012
3875242540	39	24	38,5	24,5			33	33	83	83	47	47	237	237								5	INGV RCMT Catalogue
3875242540	39	24	38,5	24,5			33	33	85	85	85	85	220	220								5	Ganas et al., 2005
3875242540	39	24	38,5	24,5			7	7	90	90	80	80	120	120								5	Ganas et al., 2005
3875242540	39	24	38,5	24,5			20,6	20,6	102	102	43	43	189	189	6	6	84	84	313	313		5,6	ISC MT Catalogue
3875242540	39	24	38,5	24,5			13	13	110	110	65	65	290	290								4,9	Ganas et al., 2005
3875242540	39	24	38,5	24,5			15	15	118	118	49	49	317	317	240	240	59	59	230	230		5,2	ISC MT Catalogue
3875242540	39	24	38,5	24,5			21	21	125	125	55	55	110	110								5	Ganas et al., 2005
3875242540	39	24	38,5	24,5			17	17	125	125	85	85	330	330								5,2	Ganas et al., 2005
3875242540	39	24	38,5	24,5			10	10	142	142	77	77	1	1								4,8	INGV RCMT Catalogue
3875242540	39	24	38,5	24,5			10	10	145	145	75	75	30	30								5,1	Ganas et al., 2005
3875242540	39	24	38,5	24,5			4	4	146	146	84	84	320	320	241	241	50	50	187	187		4,4	ISC MT Catalogue
3875242540	39	24	38,5	24,5			18	18	148	148	89	89	21	21	58	58	69	69	179	179		4,7	ISC MT Catalogue
3875242540	39	24	38,5	24,5			15	15	148	148	76	76	359	359	238	238	89	89	194	194		6,4	ISC MT Catalogue
3875242540	39	24	38,5	24,5			6	6	150	150	75	75	330	330								5	Ganas et al., 2005
3875242540	39	24	38,5	24,5			10	10	156	156	52	52	5	5								4,8	INGV RCMT Catalogue
3875242540	39	24	38,5	24,5			32	32	170	170	61	61	330	330								5	Ganas et al., 2005
3875242540	39	24	24,5	38,5			0	0	182	182	77	77	175	175	273	273	85	85	13	13		5,5	EMMA
3875242540	39	24	24,5	38,5			0	0	189	189	81	81	174	174	280	280	84	84	9	9		5,4	EMMA
3875242540	39	24	38,5	24,5			10	10	199	199	42	42	164	164								4,7	INGV RCMT Catalogue
3875242540	39	24	38,5	24,5					216	216	86	86	185	185									Moratto et al., 2007
3875242540	39	24	38,5	24,5			6	34	216	250	64	88	160	176								8	Sorensen et al., 2012
3875242540	39	24	38,5	24,5			15	15	224	224	48	48	175	175	317	317	87	87	42	42		4,9	ISC MT Catalogue
3875242540	39	24	38,5	24,5					225	225	89	89	188	188									Moratto et al., 2007
3875242540	39	24	38,5	24,5			18	18	227	227	83	83	167	167	319	319	77	77	7	7		4,5	ISC MT Catalogue
3875242540	39	24	38,5	24,5			10	10	234	234	48	48	199	199								4,6	INGV RCMT Catalogue
3875242540	39	24	38,5	24,5			30	30	235	235	90	90	140	140								5,1	Ganas et al., 2005
3875242540	39	24	38,5	24,5			24	24	235	235	38	38	179	179								4,7	INGV RCMT Catalogue
3875242540	39	24	38,5	24,5			6	34	235	251	69	77	186	204								8	Sorensen et al., 2012
3875242540	39	24	38,5	24,5			15	15	238	238	89	89	194	194								6,5	Kalafat MT Catalogue
3875242540	39	24	38,5	24,5			10	10	240	240	44	44	167	167								5	INGV RCMT Catalogue
3875242540	39	24	38,5	24,5			18	18	245	245	90	90	205	205	155	155	65	65	0	0		4,7	ISC MT Catalogue
3875242540	39	24	38,5	24,5			15,3	15,3	249	249	51	51	199	199	147	147	76	76	319	319		5	ISC MT Catalogue
3875242540	39	24	38,5	24,5			15	15	250	250	45	45	184	184	157	157	87	87	315	315		5,7	ISC MT Catalogue
3875242540	39	24	38,5	24,5			6	34	252	286	40	54	221	291								8	Sorensen et al., 2012
3875242540	39	24	38,5	24,5					261	261	45	45	205	205									Moratto et al., 2007
3875242540	39	24	38,5	24,5		12,5	11	11	268	268	57	57	278	278								6,7	Basili et al., 2013
3875242540	39	24	38,5	24,5		12,5	7	7	268	268	57	57	278	278								6,7	Basili et al., 2013
3875242540	39	24	38,5	24,5		12,5	3	3	268	268	57	57	278	278								6,7	Basili et al., 2013
3875242540	39	24	38,5	24,5			16,3	16,3	269	269	30	30	254	254	107	107	61	61	279	279		5,1	ISC MT Catalogue
3875242540	39	24	38,5	24,5		12,5	3	3	273	273	56	56	278	278								6,7	Basili et al., 2013
3875242540	39	24	38,5	24,5		12,5	7	7	273	273	56	56	278	278								6,7	Basili et al., 2013
3875242540	39	24	38,5	24,5		12,5	11	11	273	273	56	56	278	278								6,7	Basili et al., 2013
3875242540	39	24	38,5	24,5		12,5	3	3	278	278	55	55	278	278								6,7	Basili et al., 2013
3875242540	39	24	38,5	24,5		12,5	7	7	278	278	55	55	278	278								6,7	Basili et al., 2013
3875242540	39	24	38,5	24,5		12,5	11	11	278	278	55	55	278	278								6,7	Basili et al., 2013
3875242540	39	24	38,5	24,5		12,5	3	3	280	280	55	55	278	278								6,7	Basili et al., 2013
3875242540	39	24	38,5	24,5		12,5	7	7	280	280	55	55	278	278								6,7	Basili et al., 2013
3875242540	39	24	38,5	24,5		12,5	11	11	280	280	55	55	278	278								6,7	Basili et al., 2013
3875242540	39	24	38,5	24,5			9	9	282	282	39	39	307	307								4,9	ETHZ Moment Tensor Catalogue
3875242540	39	24	38,5	24,5		12,5	3	3	283	283	55	55	278	278								6,7	Basili et al., 2013
3875242540	39	24	38,5	24,5		12,5	7	7	283	283	55	55	278	278								6,7	Basili et al., 2013
3875242540	39	24	38,5	24,5		12,5	11	11	283	283	55	55	278	278								6,7	Basili et al., 2013
3875242540	39	24	38,5	24,5		12,5	3	3	287	287	55	55	278	278								6,7	Basili et al., 2013

Table B.1. Compiled moment tensor database for each analysis bin in 0-40 km depth.

3875242540	39	24	38,5	24,5		12,5	7	7	287	287	55	55	278	278								6,7	Basili et al., 2013
3875242540	39	24	38,5	24,5		12,5	11	11	287	287	55	55	278	278								6,7	Basili et al., 2013
3875242540	39	24	38,5	24,5		12,5	3	3	289	289	55	55	278	278								6,7	Basili et al., 2013
3875242540	39	24	38,5	24,5		12,5	7	7	289	289	55	55	278	278								6,7	Basili et al., 2013
3875242540	39	24	38,5	24,5			12	12	289	289	47	47	272	272	106	106	43	43	268	268		5	ISC MT Catalogue
3875242540	39	24	38,5	24,5		12,5	11	11	289	289	55	55	278	278								6,7	Basili et al., 2013
3875242540	39	24	38,5	24,5		12,5	3	3	289	289	55	55	278	278								6,7	Basili et al., 2013
3875242540	39	24	38,5	24,5		12,5	7	7	289	289	55	55	278	278								6,7	Basili et al., 2013
3875242540	39	24	38,5	24,5		12,5	11	11	289	289	55	55	278	278								6,7	Basili et al., 2013
3875242540	39	24	38,5	24,5		12,5	3	3	291	291	55	55	278	278								6,7	Basili et al., 2013
3875242540	39	24	38,5	24,5		12,5	7	7	291	291	55	55	278	278								6,7	Basili et al., 2013
3875242540	39	24	38,5	24,5		12,5	11	11	291	291	55	55	278	278								6,7	Basili et al., 2013
3875242540	39	24	38,5	24,5			9	9	292	292	52	52	301	301	67	67	48	48	237	237		4,6	ISC MT Catalogue
3875242540	39	24	38,5	24,5			10	10	292	292	38	38	300	300								4,7	INGV RCMT Catalogue
3875242540	39	24	38,5	24,5			18	18	315	315	85	85	350	350								4,9	Ganas et al., 2005
3875242540	39	24	38,5	24,5			15	15	320	320	23	23	290	290	119	119	69	69	262	262		5,2	ISC MT Catalogue
3875242540	39	24	38,5	24,5			24	24	322	322	77	77	353	353								4,7	ETHZ Moment Tensor Catalogue
3875242540	39	24	38,5	24,5			27	27	325	325	90	90	10	10								5	Ganas et al., 2005
3875242540	39	24	38,5	24,5			12	12	330	330	90	90	30	30								4,9	Ganas et al., 2005
3875242540	39	24	38,5	24,5			26	26	330	330	90	90	30	30								5	Ganas et al., 2005
3875242540	39	24	38,5	24,5			13	13	345	345	70	70	60	60								5	Ganas et al., 2005
3875242540	39	24	38,5	24,5																		7,7	Koravos et al., 2003
3875242540	39	24	38,5	24,5																		6,4	Papaioannou and Papazachos, 2000
3875247540	39	24,5	38,5	25			6	34	68	92	34	60	231	297								8	Sorensen et al., 2012
3875247540	39	24,5	38,5	25			6	34	70	76	57	89	181	215								8	Sorensen et al., 2012
3875247540	39	24,5	25	38,5			10	10	123	123	87	87	354	354	213	213	84	84	183	183		5,9	EMMA
3875247540	39	24,5	25	38,5			5	5	123	123	87	87	355	355	213	213	86	86	182	182		6,4	EMMA
3875247540	39	24,5	25	38,5			10	10	131	131	81	81	0	0	221	221	90	90	189	189		5,9	EMMA
3875247540	39	24,5	38,5	25			15	15	147	147	44	44	340	340	252	252	76	76	228	228		5,3	ISC MT Catalogue
3875247540	39	24,5	38,5	25			18	18	161	161	78	78	341	341	255	255	72	72	193	193		4,9	ISC MT Catalogue
3875247540	39	24,5	38,5	25		13,5	12	12	212	212	54	54	200	200								6,8	Basili et al., 2013
3875247540	39	24,5	25	38,5			8	8	212	212	84	84	182	182	122	122	88	88	354	354		6,4	EMMA
3875247540	39	24,5	38,5	25		13,5	12	12	215	215	54	54	200	200								6,8	Basili et al., 2013
3875247540	39	24,5	38,5	25		13,5	7	7	215	215	54	54	200	200								6,8	Basili et al., 2013
3875247540	39	24,5	38,5	25		13,5	3	3	215	215	54	54	200	200								6,8	Basili et al., 2013
3875247540	39	24,5	25	38,5			6	6	216	216	79	79	175	175	307	307	85	85	11	11		6,3	EMMA
3875247540	39	24,5	25	38,5			6	6	216	216	79	79	175	175	307	307	85	85	11	11		5,9	EMMA
3875247540	39	24,5	25	38,5			0	0	216	216	79	79	175	175	307	307	85	85	11	11		6,3	EMMA
3875247540	39	24,5	38,5	25					216	216	86	86	185	185									Moratto et al., 2007
3875247540	39	24,5	38,5	25			6	34	216	250	64	88	160	176								8	Sorensen et al., 2012
3875247540	39	24,5	38,5	25			33	33	219	219	57	57	179	179								5,9	Dziewonski et al., 1981
3875247540	39	24,5	25	38,5			10	10	219	219	57	57	179	179	310	310	89	89	33	33		6,3	EMMA
3875247540	39	24,5	38,5	25			22,4	22,4	219	219	57	57	179	179	309	309	89	89	33	33		6,3	ISC MT Catalogue
3875247540	39	24,5	38,5	25			6	6	220	220	84	84	67	67								4,1	Kalafat MT Catalogue
3875247540	39	24,5	38,5	25		13,5	12	12	221	221	54	54	200	200								6,8	Basili et al., 2013
3875247540	39	24,5	38,5	25		13,5	7	7	221	221	54	54	200	200								6,8	Basili et al., 2013
3875247540	39	24,5	38,5	25		13,5	3	3	221	221	54	54	200	200								6,8	Basili et al., 2013
3875247540	39	24,5	38,5	25		17,5	16	16	223	223	76	76	200	200								6,9	Basili et al., 2013
3875247540	39	24,5	38,5	25		17,5	11	11	223	223	76	76	200	200								6,9	Basili et al., 2013
3875247540	39	24,5	38,5	25		17,5	7	7	223	223	76	76	200	200								6,9	Basili et al., 2013
3875247540	39	24,5	38,5	25		17,5	3	3	223	223	76	76	200	200								6,9	Basili et al., 2013
3875247540	39	24,5	38,5	25		17,5	11	11	223	223	76	76	200	200								6,9	Basili et al., 2013
3875247540	39	24,5	38,5	25		17,5	7	7	223	223	76	76	200	200								6,9	Basili et al., 2013
3875247540	39	24,5	38,5	25		17,5	3	3	223	223	76	76	200	200								6,9	Basili et al., 2013
3875247540	39	24,5	38,5	25		17,5	16	16	224	224	76	76	200	200								6,9	Basili et al., 2013
3875247540	39	24,5	38,5	25		17,5	11	11	224	224	76	76	200	200								6,9	Basili et al., 2013
3875247540	39	24,5	38,5	25		17,5	7	7	224	224	76	76	200	200								6,9	Basili et al., 2013
3875247540	39	24,5	38,5	25		17,5	3	3	224	224	76	76	200	200								6,9	Basili et al., 2013
3875247540	39	24,5	38,5	25		17,5	16	16	226	226	76	76	200	200								6,9	Basili et al., 2013
3875247540	39	24,5	38,5	25		17,5	11	11	226	226	76	76	200	200								6,9	Basili et al., 2013
3875247540	39	24,5	38,5	25		17,5	7	7	226	226	76	76	200	200								6,9	Basili et al., 2013
3875247540	39	24,5	38,5	25		17,5	3	3	226	226	76	76	200	200								6,9	Basili et al., 2013
3875247540	39	24,5	38,5	25		13,5	12	12	227	227	54	54	200	200								6,8	Basili et al., 2013
3875247540	39	24,5	38,5	25		13,5	7	7	227	227	54	54	200	200								6,8	Basili et al., 2013
3875247540	39	24,5	38,5	25		13,5	3	3	227	227	54	54	200	200								6,8	Basili et al., 2013
3875247540	39	24,5	38,5	25		13,5	12	12	228	228	54	54	200	200								6,8	Basili et al., 2013
3875247540	39	24,5	38,5	25		13,5	7	7	228	228	54	54	200	200								6,8	Basili et al., 2013
3875247540	39	24,5	38,5	25		13,5	3	3	228	228	54	54	200	200								6,8	Basili et al., 2013
3875247540	39	24,5	38,5	25			6	34	235	251	69	77	186	204								8	Sorensen et al., 2012
3875247540	39	24,5	38,5	25			30	30	252	252	74	74	196	196								4,6	INGV RCMT Catalogue
3875247540	39	24,5	38,5	25			17,6	17,6	252	252	74	74	196	196	157	157	75	75	343	343		4,8	ISC MT Catalogue
3875247540	39	24,5	38,5	25			6	34	252	286	40	54	221	291								8	Sorensen et al., 2012
3875247540	39	24,5	38,5	25		12,5	3	3	292	292	55	55	277,5	277,5								6,7	Basili et al., 2013
3875247540	39	24,5	38,5	25		12,5	7	7	292	292	55	55	277,5	277,5								6,7	Basili et al., 2013
3875247540	39	24,5	38,5	25		12,5	11	11	292	292	55	55	277,5	277,5								6,7	Basili et al., 2013
3875247540	39	24,5	38,5	25			15	15	299	299	49	49	308	308	69	69	54	54	235	235		5,2	ISC MT Catalogue
3875247540	39	24,5	38,5	25		30	3	3	304	304	79	79	5	5								6,9	Basili et al., 2013
3875247540	39	24,5	38,5	25		30	8	8	304	304	79	79	5	5								6,9	Basili et al., 2013
3875247540	39	24,5	38,5	25		30	13	13	304	304	79	79	5	5								6,9	Basili et al., 2013
3875247540	39	24,5	38,5	25		30	18	18	304	304	79	79	5	5								6,9	Basili et al., 2013
3875247540	39	24,5	38,5	25		30	23	23	304	304	79	79	5	5								6,9	Basili et al., 2013
3875247540	39	24,5	38,5	25		30	28	28	304	304	79	79	5	5								6,9	Basili et al., 2013
3875247540	39	24,5	38,5	25		30	3	3	305	305	79	79	5	5								6,9	Basili et al., 2013
3875247540	39	24,5	38,5	25		30	8	8	305	305	79	79	5	5								6,9	Basili et al., 2013
3875247540	39	24,5	38,5	25		30	13	13	305	305	79	79	5	5								6,9	Basili et al., 2013
3875247540	39	24,5	38,5	25		30	18	18	305	305	79	79	5	5								6,9	Basili et al., 2013
3875247540	39	24,5	38,5	25		30	23	23	305	305	79	79	5	5								6,9	Basili et al., 2013
3875247540	39	24,5	38,5	25		30	28	28	305	305	79	79	5	5								6,9	Basili et al., 2013
3875247540	39	24,5	38,5	25		30	3	3	306	306	79	79	5	5								6,9	Basili et al., 2013
3875247540	39	24,5	38,5	25		30	8	8	306	306	79	79	5	5								6,9	Basili et al., 2013
3875247540	39	24,5	38,5	25		30	13	13	306	306	79	79	5	5								6,9	Basili et al., 2013
3875247540	39	24,5	38,5	25		30	18	18	306	306	79	79	5	5								6,9	Basili et al., 2013
3875247540	39	24,5	38,5	25			10	10	309	309	89	89	33	33								6,3	Kalafat MT Catalogue
3875247540	39	24,5	38,5	25		14	2	2	313	313	54	54	295	295								6,7	Basili et al., 2013

Table B.1. Compiled moment tensor database for each analysis bin in 0-40 km depth.

3875247540	39	24,5	38,5	25		14	7	7	313	313	54	54	295	295								6,7	Basili et al., 2013
3875247540	39	24,5	38,5	25		14	12	12	313	313	54	54	295	295								6,7	Basili et al., 2013
3875247540	39	24,5	38,5	25		14	2	2	314	314	54	54	295	295								6,7	Basili et al., 2013
3875247540	39	24,5	38,5	25		14	7	7	314	314	54	54	295	295								6,7	Basili et al., 2013
3875247540	39	24,5	38,5	25		14	2	2	315	315	54	54	295	295								6,7	Basili et al., 2013
3875247540	39	24,5	38,5	25			10	10	330	330	63	63	10	10								5,2	Dziewonski et al., 1981
3875247540	39	24,5	25	38,5			28	28	330	330	63	63	10	10	235	235	81	81	153	153		5,3	EMMA
3875247540	39	24,5	25	38,5			15	15	330	330	63	63	10	10	235	235	81	81	153	153		5,3	EMMA
3875247540	39	24,5	38,5	25			10	10	330	330	63	63	10	10	235	235	81	81	152	152		5,4	ISC MT Catalogue
3875247540	39	24,5	38,5	25																		7,7	Koravos et al., 2003
3875247540	39	24,5	38,5	25																		7,1	Papaioannou and Papazachos, 2000
3875252540	39	25	38,5	25,5		15,5	3	3	51	51	83	83	190	190								6,9	Basili et al., 2013
3875252540	39	25	38,5	25,5		15,5	8	8	51	51	83	83	190	190								6,9	Basili et al., 2013
3875252540	39	25	38,5	25,5		15,5	13	13	51	51	83	83	190	190								6,9	Basili et al., 2013
3875252540	39	25	38,5	25,5			6	34	68	92	34	60	231	297								8	Sorensen et al., 2012
3875252540	39	25	38,5	25,5			8	8	70	70	87	87	153	153								4	Kalafat MT Catalogue
3875252540	39	25	38,5	25,5			6	34	70	76	57	89	181	215								8	Sorensen et al., 2012
3875252540	39	25	38,5	25,5		14,5	13	13	138	138	64	64	345	345								6,8	Basili et al., 2013
3875252540	39	25	38,5	25,5		14,5	8	8	138	138	64	64	345	345								6,8	Basili et al., 2013
3875252540	39	25	38,5	25,5		14,5	3	3	138	138	64	64	345	345								6,8	Basili et al., 2013
3875252540	39	25	38,5	25,5		14,5	13	13	142	142	64	64	345	345								6,8	Basili et al., 2013
3875252540	39	25	38,5	25,5		14,5	8	8	142	142	64	64	345	345								6,8	Basili et al., 2013
3875252540	39	25	38,5	25,5		14,5	3	3	142	142	64	64	345	345								6,8	Basili et al., 2013
3875252540	39	25	38,5	25,5		14,5	13	13	148	148	63	63	345	345								6,8	Basili et al., 2013
3875252540	39	25	38,5	25,5		14,5	8	8	148	148	63	63	345	345								6,8	Basili et al., 2013
3875252540	39	25	38,5	25,5		14,5	3	3	148	148	63	63	345	345								6,8	Basili et al., 2013
3875252540	39	25	38,5	25,5		14,5	13	13	150	150	63	63	345	345								6,8	Basili et al., 2013
3875252540	39	25	38,5	25,5		14,5	8	8	150	150	63	63	345	345								6,8	Basili et al., 2013
3875252540	39	25	38,5	25,5		14,5	3	3	150	150	63	63	345	345								6,8	Basili et al., 2013
3875252540	39	25	38,5	25,5		14,5	8	8	153	153	63	63	345	345								6,8	Basili et al., 2013
3875252540	39	25	38,5	25,5		14,5	3	3	153	153	63	63	345	345								6,8	Basili et al., 2013
3875252540	39	25	38,5	25,5		14,5	13	13	154	154	63	63	345	345								6,8	Basili et al., 2013
3875252540	39	25	38,5	25,5		14,5	8	8	154	154	63	63	345	345								6,8	Basili et al., 2013
3875252540	39	25	38,5	25,5		14,5	3	3	154	154	63	63	345	345								6,8	Basili et al., 2013
3875252540	39	25	38,5	25,5		14,5	13	13	154	154	63	63	345	345								6,8	Basili et al., 2013
3875252540	39	25	38,5	25,5		14,5	8	8	154	154	63	63	345	345								6,8	Basili et al., 2013
3875252540	39	25	38,5	25,5		14,5	3	3	154	154	63	63	345	345								6,8	Basili et al., 2013
3875252540	39	25	38,5	25,5		14,5	13	13	164	164	64	64	345	345								6,8	Basili et al., 2013
3875252540	39	25	38,5	25,5		14,5	8	8	164	164	64	64	345	345								6,8	Basili et al., 2013
3875252540	39	25	38,5	25,5		14,5	3	3	164	164	64	64	345	345								6,8	Basili et al., 2013
3875252540	39	25	38,5	25,5			15	15	168	168	63	63	353	353	261	261	84	84	208	208		5,5	ISC MT Catalogue
3875252540	39	25	38,5	25,5			6	34	216	250	64	88	160	176								8	Sorensen et al., 2012
3875252540	39	25	38,5	25,5			21,8	21,8	220	220	73	73	171	171	312	312	82	82	17	17		6,8	ISC MT Catalogue
3875252540	39	25	38,5	25,5			6	34	235	251	69	77	186	204								8	Sorensen et al., 2012
3875252540	39	25	38,5	25,5			6	34	252	286	40	54	221	291								8	Sorensen et al., 2012
3875252540	39	25	38,5	25,5			15	15	261	261	84	84	208	208								5,5	Kalafat MT Catalogue
3875252540	39	25	38,5	25,5			10	10	312	312	82	82	17	17								6,9	Kalafat MT Catalogue
3875252540	39	25	38,5	25,5																		7,7	Koravos et al., 2003
3875252540	39	25	38,5	25,5																		7,2	Papaioannou and Papazachos, 2000
3875257540	39	25,5	38,5	26			20	20	15	15	78	78	83	83								4	Kalafat MT Catalogue
3875257540	39	25,5	38,5	26		15,5	3	3	47	47	83	83	190	190								6,9	Basili et al., 2013
3875257540	39	25,5	38,5	26		15,5	8	8	47	47	83	83	190	190								6,9	Basili et al., 2013
3875257540	39	25,5	38,5	26		15,5	13	13	47	47	83	83	190	190								6,9	Basili et al., 2013
3875257540	39	25,5	38,5	26		15,5	3	3	49	49	83	83	190	190								6,9	Basili et al., 2013
3875257540	39	25,5	38,5	26		15,5	8	8	49	49	83	83	190	190								6,9	Basili et al., 2013
3875257540	39	25,5	38,5	26		15,5	13	13	49	49	83	83	190	190								6,9	Basili et al., 2013
3875257540	39	25,5	38,5	26		15,5	3	3	50	50	83	83	190	190								6,9	Basili et al., 2013
3875257540	39	25,5	38,5	26		15,5	8	8	50	50	83	83	190	190								6,9	Basili et al., 2013
3875257540	39	25,5	38,5	26		15,5	13	13	50	50	83	83	190	190								6,9	Basili et al., 2013
3875257540	39	25,5	38,5	26		15,5	3	3	50	50	83	83	190	190								6,9	Basili et al., 2013
3875257540	39	25,5	38,5	26		15,5	8	8	50	50	83	83	190	190								6,9	Basili et al., 2013
3875257540	39	25,5	38,5	26		15,5	13	13	50	50	83	83	190	190								6,9	Basili et al., 2013
3875257540	39	25,5	38,5	26		15,5	3	3	50	50	83	83	190	190								6,9	Basili et al., 2013
3875257540	39	25,5	38,5	26		15,5	8	8	50	50	83	83	190	190								6,9	Basili et al., 2013
3875257540	39	25,5	38,5	26		15,5	13	13	50	50	83	83	190	190								6,9	Basili et al., 2013
3875257540	39	25,5	38,5	26		15,5	3	3	51	51	83	83	190	190								6,9	Basili et al., 2013
3875257540	39	25,5	38,5	26		15,5	8	8	51	51	83	83	190	190								6,9	Basili et al., 2013
3875257540	39	25,5	38,5	26		15,5	13	13	51	51	83	83	190	190								6,9	Basili et al., 2013
3875257540	39	25,5	38,5	26		15,5	3	3	51	51	83	83	190	190								6,9	Basili et al., 2013
3875257540	39	25,5	38,5	26		15,5	8	8	51	51	83	83	190	190								6,9	Basili et al., 2013
3875257540	39	25,5	38,5	26		15,5	13	13	51	51	83	83	190	190								6,9	Basili et al., 2013
3875257540	39	25,5	38,5	26		15,5	3	3	52	52	83	83	190	190								6,9	Basili et al., 2013
3875257540	39	25,5	38,5	26		15,5	8	8	52	52	83	83	190	190								6,9	Basili et al., 2013
3875257540	39	25,5	38,5	26		15,5	13	13	52	52	83	83	190	190								6,9	Basili et al., 2013
3875257540	39	25,5	38,5	26		15,5	3	3	53	53	83	83	190	190								6,9	Basili et al., 2013
3875257540	39	25,5	38,5	26		15,5	8	8	53	53	83	83	190	190								6,9	Basili et al., 2013
3875257540	39	25,5	38,5	26		15,5	13	13	53	53	83	83	190	190								6,9	Basili et al., 2013
3875257540	39	25,5	26	38,5			10	10	58	58	83	83	175	175	149	149	85	85	7	7		5,7	EMMA
3875257540	39	25,5	38,5	26			8	11	58	58	83	83	175	175	149	149	85	85	7	7			Kiratzi and Louvari, 2003
3875257540	39	25,5	38,5	26			18,7	18,7	59	59	42	42	198	198	315	315	78	78	310	310		6,3	ISC MT Catalogue
3875257540	39	25,5	38,5	26			6	6	64	64	85	85	311	311								4,4	Kalafat MT Catalogue
3875257540	39	25,5	38,5	26			4	4	87	87	58	58	236	236								4,2	Kalafat MT Catalogue
3875257540	39	25,5	38,5	26			15	15	148	148	67	67	350	350	242	242	80	80	204	204		5,8	ISC MT Catalogue
3875257540	39	25,5	38,5	26			17	17	148	148	67	67	350	350								5,7	Dziewonski et al., 1981
3875257540	39	25,5	38,5	26			10	10	153	153	89	89	356	356								5,4	Kalafat MT Catalogue
3875257540	39	25,5	26	38,5			15	15	156	156	73	73	351	351	249	249	81	81	197	197		5,1	EMMA
3875257540	39	25,5	26	38,5			3	3	156	156	73	73	351	351	249	249	81	81	197	197		5	EMMA
3875257540	39	25,5	38,5	26			23	23	156	156	73	73	351	351	249	249	82	82	197	197		5,1	ISC MT Catalogue
3875257540	39	25,5	38,5	26			23	23	156	156	73	73	351	351								5,6	Dziewonski et al., 1981
3875257540	39	25,5	38,5	26			3	3	158	158	64	64	9	9								5,3	Kalafat MT Catalogue
3875257540	39	25,5	38,5	26			16	16	161	161	73	73	342	342								5,1	Kalafat MT Catalogue
3875257540	39	25,5	38,5	26			12	12	201	201	90	90	146	146								5,3	Kalafat MT Catalogue
3875257540	39	25,5	26	38,5			9	9	237	237	89	89	199	199	147	147	71	71	359	359		5,4	EMMA
3875257540	39	25,5	38,5	26			6	11	237	237	89	89	199	199									Kiratzi and Louvari, 2003

Table B.1. Compiled moment tensor database for each analysis bin in 0-40 km depth.

3875257540	39	25,5	38,5	26			2	26	240	154	62	86	324	354								7,5	Sorensen et al., 2012
3875257540	39	25,5	38,5	26			15	15	242	242	80	80	204	204								5,9	Kalafat MT Catalogue
3875257540	39	25,5	26	38,5			12	12	243	243	86	86	181	181	153	153	89	89	356	356		5,2	EMMA
3875257540	39	25,5	26	38,5			10	10	243	243	86	86	181	181	153	153	89	89	356	356		5,4	EMMA
3875257540	39	25,5	38,5	26			10	10	243	243	86	86	181	181	153	153	89	89	356	356		5,4	ISC MT Catalogue
3875257540	39	25,5	38,5	26			33	33	243	243	69	69	199	199								5,3	INGV RCMT Catalogue
3875257540	39	25,5	38,5	26			10	10	243	243	86	86	181	181								5,3	Dziewonski et al., 1981
3875257540	39	25,5	38,5	26			15	15	245	245	73	73	199	199	149	149	72	72	342	342		5,7	ISC MT Catalogue
3875257540	39	25,5	38,5	26			15,2	15,2	248	248	70	70	190	190	155	155	80	80	339	339		5,2	ISC MT Catalogue
3875257540	39	25,5	38,5	26			15	15	248	248	70	70	190	190								5,2	Kalafat MT Catalogue
3875257540	39	25,5	38,5	26			14	14	249	249	38	38	138	138								4,9	Bernardi et al., 2004
3875257540	39	25,5	38,5	26			8	8	249	249	59	59	152	152								5	Kalafat MT Catalogue
3875257540	39	25,5	38,5	26			15	15	249	249	82	82	197	197								5,2	Kalafat MT Catalogue
3875257540	39	25,5	38,5	26			2	26	253	261	45	61	227	239								7,5	Sorensen et al., 2012
3875257540	39	25,5	38,5	26			15	15	255	255	36	36	228	228								4,2	INGV RCMT Catalogue
3875257540	39	25,5	38,5	26		14,5	12	12	263	263	58	58	255	255								7	Basili et al., 2013
3875257540	39	25,5	38,5	26		14,5	7	7	263	263	58	58	255	255								7	Basili et al., 2013
3875257540	39	25,5	38,5	26		14,5	2	2	263	263	58	58	255	255								7	Basili et al., 2013
3875257540	39	25,5	38,5	26		14,5	12	12	263	263	58	58	255	255								7	Basili et al., 2013
3875257540	39	25,5	38,5	26		14,5	7	7	263	263	58	58	255	255								7	Basili et al., 2013
3875257540	39	25,5	38,5	26		14,5	2	2	263	263	58	58	255	255								7	Basili et al., 2013
3875257540	39	25,5	38,5	26			19,5	19,5	264	264	49	49	220	220	145	145	61	61	311	311		4,9	ISC MT Catalogue
3875257540	39	25,5	38,5	26			20	20	264	264	49	49	220	220								4,9	Kalafat MT Catalogue
3875257540	39	25,5	38,5	26		14,5	12	12	264	264	58	58	255	255								7	Basili et al., 2013
3875257540	39	25,5	38,5	26		14,5	7	7	264	264	58	58	255	255								7	Basili et al., 2013
3875257540	39	25,5	38,5	26		14,5	2	2	264	264	58	58	255	255								7	Basili et al., 2013
3875257540	39	25,5	38,5	26																		6,8	Compiled Historical Catalogue
3875257540	39	25,5	38,5	26																		7,6	Koravos et al., 2003
3875257540	39	25,5	38,5	26																		7,2	Papaioannou and Papazachos, 2000
3875262540	39	26	38,5	26,5			10	10	3	3	88	88	306	306								4,5	Kalafat MT Catalogue
3875262540	39	26	38,5	26,5			28	28	12	12	76	76	43	43								4,3	Kalafat MT Catalogue
3875262540	39	26	38,5	26,5			20	20	51	51	84	84	139	139								4	Kalafat MT Catalogue
3875262540	39	26	38,5	26,5		14,5	2	2	60	60	64	64	265	265								6,7	Basili et al., 2013
3875262540	39	26	38,5	26,5		14,5	7	7	60	60	64	64	265	265								6,7	Basili et al., 2013
3875262540	39	26	38,5	26,5		14,5	12	12	60	60	64	64	265	265								6,7	Basili et al., 2013
3875262540	39	26	38,5	26,5		14,5	2	2	70	70	63	63	265	265								6,7	Basili et al., 2013
3875262540	39	26	38,5	26,5		14,5	7	7	70	70	63	63	265	265								6,7	Basili et al., 2013
3875262540	39	26	38,5	26,5		14,5	12	12	70	70	63	63	265	265								6,7	Basili et al., 2013
3875262540	39	26	38,5	26,5		14,5	2	2	80	80	64	64	265	265								6,7	Basili et al., 2013
3875262540	39	26	38,5	26,5		14,5	7	7	80	80	64	64	265	265								6,7	Basili et al., 2013
3875262540	39	26	38,5	26,5		14,5	12	12	80	80	64	64	265	265								6,7	Basili et al., 2013
3875262540	39	26	38,5	26,5			21	21	138	138	55	55	315	315								5,5	Kalafat MT Catalogue
3875262540	39	26	26,5	38,5			0	0	141	141	65	65	322	322	250	250	56	56	211	211		6,6	EMMA
3875262540	39	26	26,5	38,5			0	0	141	141	65	65	322	322	249	249	56	56	211	211		6,6	EMMA
3875262540	39	26	26,5	38,5			20	20	148	148	68	68	331	331	250	250	64	64	205	205		6,5	EMMA
3875262540	39	26	38,5	26,5		15	8	8	224	224	76	76	195	195								7	Basili et al., 2013
3875262540	39	26	38,5	26,5		15	3	3	224	224	76	76	195	195								7	Basili et al., 2013
3875262540	39	26	38,5	26,5			26	26	224	224	82	82	245	245								4	Kalafat MT Catalogue
3875262540	39	26	26,5	38,5			20	20	240	240	70	70	207	207	140	140	65	65	337	337		6,5	EMMA
3875262540	39	26	38,5	26,5			2	26	240	154	62	86	324	354								7,5	Sorensen et al., 2012
3875262540	39	26	38,5	26,5		14,5	12	12	249	249	58	58	255	255								7	Basili et al., 2013
3875262540	39	26	38,5	26,5		14,5	7	7	249	249	58	58	255	255								7	Basili et al., 2013
3875262540	39	26	38,5	26,5		14,5	2	2	249	249	58	58	255	255								7	Basili et al., 2013
3875262540	39	26	26,5	38,5			0	0	250	250	56	56	212	212	141	141	64	64	321	321		6,9	EMMA
3875262540	39	26	26,5	38,5			0	0	250	250	56	56	211	211	141	141	65	65	322	322		6,6	EMMA
3875262540	39	26	38,5	26,5			10	10	250	250	56	56	211	211								6,4	Kalafat MT Catalogue
3875262540	39	26	38,5	26,5		14,5	12	12	251	251	58	58	255	255								7	Basili et al., 2013
3875262540	39	26	38,5	26,5		14,5	7	7	251	251	58	58	255	255								7	Basili et al., 2013
3875262540	39	26	38,5	26,5		14,5	2	2	251	251	58	58	255	255								7	Basili et al., 2013
3875262540	39	26	38,5	26,5		14,5	12	12	253	253	58	58	255	255								7	Basili et al., 2013
3875262540	39	26	38,5	26,5		14,5	7	7	253	253	58	58	255	255								7	Basili et al., 2013
3875262540	39	26	38,5	26,5		14,5	2	2	253	253	58	58	255	255								7	Basili et al., 2013
3875262540	39	26	38,5	26,5			2	26	253	261	45	61	227	239								7,5	Sorensen et al., 2012
3875262540	39	26	26,5	38,5			10	10	256	256	60	60	229	229	136	136	49	49	319	319		5,5	EMMA
3875262540	39	26	38,5	26,5			8	12	256	256	60	60	229	229	136	136	49	49	319				Kiratzi and Louvari, 2003
3875262540	39	26	38,5	26,5		14,5	12	12	257	257	58	58	255	255								7	Basili et al., 2013
3875262540	39	26	38,5	26,5		14,5	7	7	257	257	58	58	255	255								7	Basili et al., 2013
3875262540	39	26	38,5	26,5		14,5	2	2	257	257	58	58	255	255								7	Basili et al., 2013
3875262540	39	26	38,5	26,5			21,4	21,4	258	258	54	54	225	225	138	138	55	55	315	315		5,5	ISC MT Catalogue
3875262540	39	26	38,5	26,5		14,5	12	12	259	259	58	58	255	255								7	Basili et al., 2013
3875262540	39	26	38,5	26,5		14,5	7	7	259	259	58	58	255	255								7	Basili et al., 2013
3875262540	39	26	38,5	26,5		14,5	2	2	259	259	58	58	255	255								7	Basili et al., 2013
3875262540	39	26	38,5	26,5		14,5	12	12	260	260	58	58	255	255								7	Basili et al., 2013
3875262540	39	26	38,5	26,5		14,5	7	7	260	260	58	58	255	255								7	Basili et al., 2013
3875262540	39	26	38,5	26,5		14,5	2	2	260	260	58	58	255	255								7	Basili et al., 2013
3875262540	39	26	26,5	38,5			0	0	262	262	63	63	220	220	151	151	55	55	327	327		6,9	EMMA
3875262540	39	26	38,5	26,5		14,5	12	12	263	263	58	58	255	255								7	Basili et al., 2013
3875262540	39	26	38,5	26,5		14,5	7	7	263	263	58	58	255	255								7	Basili et al., 2013
3875262540	39	26	38,5	26,5		14,5	2	2	263	263	58	58	255	255								7	Basili et al., 2013
3875262540	39	26	26,5	38,5			23	23	265	265	32	32	289	289	63	63	60	60	259	259		5,9	EMMA
3875262540	39	26	38,5	26,5		14,5	12	12	265	265	58	58	255	255								7	Basili et al., 2013
3875262540	39	26	38,5	26,5		14,5	7	7	265	265	58	58	255	255								7	Basili et al., 2013
3875262540	39	26	38,5	26,5		14,5	2	2	265	265	58	58	255	255								7	Basili et al., 2013
3875262540	39	26	38,5	26,5			6	6	267	267	62	62	58	58								3,8	Kalafat MT Catalogue
3875262540	39	26	38,5	26,5			14	14	279	279	46	46	247	247								4,7	INGV RCMT Catalogue
3875262540	39	26	38,5	26,5			17,5	17,5	279	279	46	46	247	247	130	130	49	49	292	292		4,4	ISC MT Catalogue
3875262540	39	26	38,5	26,5			9	9	288	288	53	53	278	278	95	95	38	38	259	259		4,4	ISC MT Catalogue
3875262540	39	26	38,5	26,5			14	14	293	293	58	58	189	189								4,9	Kalafat MT Catalogue
3875262540	39	26	38,5	26,5			16	16	301	301	89	89	253	253								4,4	Kalafat MT Catalogue
3875262540	39	26	38,5	26,5		13	2	2	325	325	61	61	234	234									Basili et al., 2013
3875262540	39	26	38,5	26,5		13	2	2	325	325	61	61	234	234									Basili et al., 2013
3875262540	39	26	38,5	26,5		13	7	7	325	325	61	61	234	234									Basili et al., 2013
3875262540	39	26	38,5	26,5																		6,6	Ambraseys, 1988
3875262540	39	26	38,5	26,5																		6,4	Compiled Historical Catalogue

Table B.1. Compiled moment tensor database for each analysis bin in 0-40 km depth.

3875262540	39	26	38,5	26,5																	6,8	Compiled Historical Catalogue
3875262540	39	26	38,5	26,5																	6,8	Compiled Historical Catalogue
3875262540	39	26	38,5	26,5																	7,2	Papaioannou and Papazachos, 2000
3875262540	39	26	38,5	26,5																	6,7	Papazachos and Papazachou, 1997
3875267540	39	26,5	27	38,5			0	0	60	60	90	90	180	180	150	150	90	90	0	0	6	EMMA
3875267540	39	26,5	38,5	27		14,5	2	2	65	65	63	63	265	265							6,7	Basili et al., 2013
3875267540	39	26,5	38,5	27		14,5	7	7	65	65	63	63	265	265							6,7	Basili et al., 2013
3875267540	39	26,5	38,5	27		14,5	12	12	65	65	63	63	265	265							6,7	Basili et al., 2013
3875267540	39	26,5	38,5	27			10	10	67	67	90	90	189	189							4,1	Kalafat MT Catalogue
3875267540	39	26,5	38,5	27		14,5	2	2	69	69	63	63	265	265							6,7	Basili et al., 2013
3875267540	39	26,5	38,5	27		14,5	7	7	69	69	63	63	265	265							6,7	Basili et al., 2013
3875267540	39	26,5	38,5	27		14,5	12	12	69	69	63	63	265	265							6,7	Basili et al., 2013
3875267540	39	26,5	38,5	27		14,5	2	2	72	72	63	63	265	265							6,7	Basili et al., 2013
3875267540	39	26,5	38,5	27		14,5	7	7	72	72	63	63	265	265							6,7	Basili et al., 2013
3875267540	39	26,5	38,5	27		14,5	12	12	72	72	63	63	265	265							6,7	Basili et al., 2013
3875267540	39	26,5	27	38,5			20	20	100	100	51	51	290	290	250	250	43	43	247	247	6,5	EMMA
3875267540	39	26,5	27	38,5			15	15	121	121	42	42	310	310	253	253	59	59	240	240	5,8	EMMA
3875267540	39	26,5	38,5	27			23	23	121	121	42	42	310	310	253	253	59	59	240	240	5,8	ISC MT Catalogue
3875267540	39	26,5	38,5	27			23	23	121	121	42	42	310	310							5,8	Dziewonski et al., 1981
3875267540	39	26,5	27	38,5			15	15	122	122	47	47	311	311	250	250	57	57	235	235	5,9	EMMA
3875267540	39	26,5	38,5	27			18	18	127	127	45	45	312	312							5,1	Dziewonski et al., 1981
3875267540	39	26,5	27	38,5			15	15	127	127	45	45	312	312	255	255	58	58	236	236	5,3	EMMA
3875267540	39	26,5	27	38,5			11	11	127	127	45	45	312	312	255	255	58	58	236	236	5,1	EMMA
3875267540	39	26,5	38,5	27			18	18	127	127	45	45	312	312	255	255	58	58	236	236	5,3	ISC MT Catalogue
3875267540	39	26,5	27	38,5			10	10	135	135	66	66	326	326	240	240	60	60	208	208	5,4	EMMA
3875267540	39	26,5	38,5	27			10	10	135	135	66	66	326	326							5,5	Zanchi and Angelier, 1993
3875267540	39	26,5	38,5	27		13	11	11	138	138	81	81	0	0								Basili et al., 2013
3875267540	39	26,5	38,5	27		13	7	7	138	138	81	81	0	0								Basili et al., 2013
3875267540	39	26,5	38,5	27		13	2	2	138	138	81	81	0	0								Basili et al., 2013
3875267540	39	26,5	38,5	27		13	11	11	138	138	81	81	0	0								Basili et al., 2013
3875267540	39	26,5	38,5	27		13	7	7	138	138	81	81	0	0								Basili et al., 2013
3875267540	39	26,5	38,5	27		13	2	2	139	139	81	81	0	0								Basili et al., 2013
3875267540	39	26,5	38,5	27		8	6	6	156	156	50	50	302	302								Basili et al., 2013
3875267540	39	26,5	38,5	27		8	2	2	156	156	50	50	302	302								Basili et al., 2013
3875267540	39	26,5	38,5	27		8	6	6	156	156	50	50	302	302								Basili et al., 2013
3875267540	39	26,5	38,5	27		8	2	2	156	156	50	50	302	302								Basili et al., 2013
3875267540	39	26,5	38,5	27		8	6	6	159	159	50	50	302	302								Basili et al., 2013
3875267540	39	26,5	38,5	27		8	2	2	159	159	50	50	302	302								Basili et al., 2013
3875267540	39	26,5	38,5	27		8	6	6	159	159	50	50	302	302								Basili et al., 2013
3875267540	39	26,5	38,5	27		8	2	2	159	159	50	50	302	302								Basili et al., 2013
3875267540	39	26,5	38,5	27		8	2	2	159	159	50	50	302	302								Basili et al., 2013
3875267540	39	26,5	38,5	27		8	6	6	159	159	50	50	302	302								Basili et al., 2013
3875267540	39	26,5	38,5	27		8	2	2	159	159	50	50	302	302								Basili et al., 2013
3875267540	39	26,5	38,5	27		8	6	6	159	159	50	50	302	302								Basili et al., 2013
3875267540	39	26,5	38,5	27		8	2	2	159	159	50	50	302	302								Basili et al., 2013
3875267540	39	26,5	38,5	27		8	2	2	160	160	50	50	302	302								Basili et al., 2013
3875267540	39	26,5	38,5	27		13	11	11	170	170	80	80	0	0								Basili et al., 2013
3875267540	39	26,5	38,5	27		13	7	7	170	170	80	80	0	0								Basili et al., 2013
3875267540	39	26,5	38,5	27		13	2	2	170	170	80	80	0	0								Basili et al., 2013
3875267540	39	26,5	38,5	27		13	11	11	171	171	80	80	0	0								Basili et al., 2013
3875267540	39	26,5	38,5	27		13	7	7	171	171	80	80	0	0								Basili et al., 2013
3875267540	39	26,5	38,5	27		13	2	2	171	171	80	80	0	0								Basili et al., 2013
3875267540	39	26,5	38,5	27			17	17	174	174	41	41	322	322							5,3	Kalafat MT Catalogue
3875267540	39	26,5	38,5	27		13	11	11	183	183	81	81	0	0								Basili et al., 2013
3875267540	39	26,5	38,5	27		13	7	7	183	183	81	81	0	0								Basili et al., 2013
3875267540	39	26,5	38,5	27		13	2	2	183	183	81	81	0	0								Basili et al., 2013
3875267540	39	26,5	38,5	27		13	11	11	183	183	81	81	0	0								Basili et al., 2013
3875267540	39	26,5	38,5	27		13	7	7	183	183	81	81	0	0								Basili et al., 2013
3875267540	39	26,5	38,5	27		13	2	2	183	183	81	81	0	0								Basili et al., 2013
3875267540	39	26,5	38,5	27			16	16	195	195	57	57	336	336							5,3	Kalafat MT Catalogue
3875267540	39	26,5	38,5	27		10	8	8	205	205	80	80	328	328								Basili et al., 2013
3875267540	39	26,5	38,5	27		10	8	8	205	205	80	80	328	328								Basili et al., 2013
3875267540	39	26,5	38,5	27		10	3	3	205	205	80	80	328	328								Basili et al., 2013
3875267540	39	26,5	38,5	27		10	8	8	205	205	80	80	328	328								Basili et al., 2013
3875267540	39	26,5	38,5	27		10	3	3	205	205	80	80	328	328								Basili et al., 2013
3875267540	39	26,5	38,5	27		13	11	11	211	211	75	75	328	328								Basili et al., 2013
3875267540	39	26,5	38,5	27		13	11	11	211	211	75	75	328	328								Basili et al., 2013
3875267540	39	26,5	38,5	27		13	7	7	211	211	75	75	328	328								Basili et al., 2013
3875267540	39	26,5	38,5	27		13	2	2	211	211	75	75	328	328								Basili et al., 2013
3875267540	39	26,5	38,5	27			2	26	253	261	45	61	227	239							7,5	Sorensen et al., 2012
3875267540	39	26,5	38,5	27			2	26	253	261	45	61	227	239							7,5	Sorensen et al., 2012
3875267540	39	26,5	38,5	27			7	7	258	258	54	54	225	225							5,3	Dziewonski et al., 1981
3875267540	39	26,5	27	38,5			0	0	262	262	41	41	108	108	59	59	51	51	75	75	6	EMMA
3875267540	39	26,5	27	38,5			8	8	262	262	41	41	252	252	105	105	51	51	285	285	5,8	EMMA
3875267540	39	26,5	27	38,5			8	8	262	262	41	41	252	252	105	105	51	51	285	285	5,9	EMMA
3875267540	39	26,5	27	38,5			0	0	262	262	41	41	252	252	105	105	51	51	285	285	6,5	EMMA
3875267540	39	26,5	27	38,5			0	0	262	262	41	41	252	252	105	105	51	51	285	285	6,5	EMMA
3875267540	39	26,5	38,5	27			0	0	262	262	41	41	108	108							6	Jackson et al., 1992
3875267540	39	26,5	38,5	27			0	0	262	262	41	41	252	252							6,6	Jackson et al., 1992
3875267540	39	26,5	27	38,5			0	0	263	263	31	31	249	249	107	107	61	61	283	283	5,5	EMMA
3875267540	39	26,5	27	38,5			0	0	263	263	31	31	249	249	107	107	61	61	283	283	5,9	EMMA
3875267540	39	26,5	38,5	27		13	2	2	287	287	81	81	330	330								Basili et al., 2013
3875267540	39	26,5	38,5	27		13	7	7	287	287	81	81	330	330								Basili et al., 2013
3875267540	39	26,5	38,5	27		13	11	11	287	287	81	81	330	330								Basili et al., 2013
3875267540	39	26,5	38,5	27		13	2	2	287	287	81	81	330	330								Basili et al., 2013
3875267540	39	26,5	38,5	27		13	7	7	287	287	81	81	330	330								Basili et al., 2013
3875267540	39	26,5	38,5	27		13	11	11	287	287	81	81	330	330								Basili et al., 2013
3875267540	39	26,5	38,5	27			15	15	304	304	45	45	309	309							4,7	INGV RCMT Catalogue
3875267540	39	26,5	38,5	27			9	9	306	306	52	52	297	297	86	86	45	45	240	240	4,5	ISC MT Catalogue
3875267540	39	26,5	38,5	27		13	2	2	311	311	80	80	330	330								Basili et al., 2013
3875267540	39	26,5	38,5	27		13	7	7	311	311	80	80	330	330								Basili et al., 2013
3875267540	39	26,5	38,5	27		13	11	11	311	311	80	80	330	330								Basili et al., 2013

Table B.1. Compiled moment tensor database for each analysis bin in 0-40 km depth.

3875267540	39	26,5	38,5	27		13	2	2	321	321	61	61	234	234								Basili et al., 2013
3875267540	39	26,5	38,5	27		13	7	7	321	321	61	61	234	234								Basili et al., 2013
3875267540	39	26,5	38,5	27		13	11	11	321	321	61	61	234	234								Basili et al., 2013
3875267540	39	26,5	38,5	27		13	2	2	322	322	61	61	234	234								Basili et al., 2013
3875267540	39	26,5	38,5	27		13	7	7	322	322	61	61	234	234								Basili et al., 2013
3875267540	39	26,5	38,5	27		13	11	11	322	322	61	61	234	234								Basili et al., 2013
3875267540	39	26,5	38,5	27		13	2	2	324	324	80	80	330	330								Basili et al., 2013
3875267540	39	26,5	38,5	27		13	7	7	324	324	80	80	330	330								Basili et al., 2013
3875267540	39	26,5	38,5	27		13	11	11	324	324	80	80	330	330								Basili et al., 2013
3875267540	39	26,5	38,5	27		13	7	7	325	325	61	61	234	234								Basili et al., 2013
3875267540	39	26,5	38,5	27		13	11	11	325	325	61	61	234	234								Basili et al., 2013
3875267540	39	26,5	38,5	27		13	11	11	325	325	61	61	234	234								Basili et al., 2013
3875267540	39	26,5	38,5	27		13	2	2	327	327	80	80	330	330								Basili et al., 2013
3875267540	39	26,5	38,5	27		13	7	7	327	327	80	80	330	330								Basili et al., 2013
3875267540	39	26,5	38,5	27		13	11	11	327	327	80	80	330	330								Basili et al., 2013
3875267540	39	26,5	38,5	27		13	2	2	331	331	60	60	234	234								Basili et al., 2013
3875267540	39	26,5	38,5	27		13	7	7	331	331	60	60	234	234								Basili et al., 2013
3875267540	39	26,5	38,5	27		13	11	11	331	331	60	60	234	234								Basili et al., 2013
3875267540	39	26,5	38,5	27			25	25	332	332	79	79	42	42							4,3	Kalafat MT Catalogue
3875267540	39	26,5	38,5	27		13	2	2	332	332	80	80	330	330								Basili et al., 2013
3875267540	39	26,5	38,5	27		13	7	7	332	332	80	80	330	330								Basili et al., 2013
3875267540	39	26,5	38,5	27		13	11	11	332	332	80	80	330	330								Basili et al., 2013
3875267540	39	26,5	38,5	27		13	2	2	332	332	80	80	330	330								Basili et al., 2013
3875267540	39	26,5	38,5	27		13	7	7	332	332	80	80	330	330								Basili et al., 2013
3875267540	39	26,5	38,5	27		13	11	11	332	332	80	80	330	330								Basili et al., 2013
3875267540	39	26,5	38,5	27		13	2	2	336	336	60	60	234	234								Basili et al., 2013
3875267540	39	26,5	38,5	27		13	7	7	336	336	60	60	234	234								Basili et al., 2013
3875267540	39	26,5	38,5	27		13	11	11	336	336	60	60	234	234								Basili et al., 2013
3875267540	39	26,5	38,5	27		13	2	2	344	344	60	60	234	234								Basili et al., 2013
3875267540	39	26,5	38,5	27		13	7	7	344	344	60	60	234	234								Basili et al., 2013
3875267540	39	26,5	38,5	27		13	11	11	344	344	60	60	234	234								Basili et al., 2013
3875267540	39	26,5	38,5	27		13	2	2	353	353	61	61	234	234								Basili et al., 2013
3875267540	39	26,5	38,5	27		13	7	7	353	353	61	61	234	234								Basili et al., 2013
3875267540	39	26,5	38,5	27		13	11	11	353	353	61	61	234	234								Basili et al., 2013
3875267540	39	26,5	38,5	27																	6,4	Compiled Historical Catalogue
3875267540	39	26,5	38,5	27																	6,8	Compiled Historical Catalogue
3875272540	39	27	27,5	38,5			0	0	100	100	52	52	290	290	250	250	42	42	247	247	6,4	EMMA
3875272540	39	27	38,5	27,5		10	8	8	205	205	80	80	328	328								Basili et al., 2013
3875272540	39	27	38,5	27,5		10	3	3	205	205	80	80	328	328								Basili et al., 2013
3875272540	39	27	38,5	27,5		10	8	8	205	205	80	80	328	328								Basili et al., 2013
3875272540	39	27	38,5	27,5		10	3	3	205	205	80	80	328	328								Basili et al., 2013
3875272540	39	27	38,5	27,5		10	8	8	205	205	80	80	328	328								Basili et al., 2013
3875272540	39	27	38,5	27,5		10	3	3	205	205	80	80	328	328								Basili et al., 2013
3875272540	39	27	38,5	27,5		10	3	3	205	205	80	80	328	328								Basili et al., 2013
3875272540	39	27	38,5	27,5		13	11	11	211	211	75	75	328	328								Basili et al., 2013
3875272540	39	27	38,5	27,5		13	2	2	211	211	75	75	328	328								Basili et al., 2013
3875272540	39	27	38,5	27,5		13	7	7	211	211	75	75	328	328								Basili et al., 2013
3875272540	39	27	38,5	27,5		13	11	11	211	211	75	75	328	328								Basili et al., 2013
3875272540	39	27	38,5	27,5		13	2	2	211	211	75	75	328	328								Basili et al., 2013
3875272540	39	27	38,5	27,5		13	7	7	211	211	75	75	328	328								Basili et al., 2013
3875272540	39	27	38,5	27,5		13	11	11	211	211	75	75	328	328								Basili et al., 2013
3875272540	39	27	38,5	27,5		13	2	2	211	211	75	75	328	328								Basili et al., 2013
3875272540	39	27	38,5	27,5		13	7	7	211	211	75	75	328	328								Basili et al., 2013
3875272540	39	27	38,5	27,5		13	11	11	211	211	75	75	328	328								Basili et al., 2013
3875272540	39	27	38,5	27,5		13	2	2	211	211	75	75	328	328								Basili et al., 2013
3875272540	39	27	38,5	27,5		13	7	7	211	211	75	75	328	328								Basili et al., 2013
3875272540	39	27	38,5	27,5		13	2	2	211	211	75	75	328	328								Basili et al., 2013
3875272540	39	27	27,5	38,5			24	24	250	250	65	65	209	209	147	147	64	64	332	332	5,6	EMMA
3875272540	39	27	27,5	38,5			14	14	259	259	35	35	240	240	114	114	60	60	289	289	5,3	EMMA
3875272540	39	27	38,5	27,5			15	15	287	287	45	45	270	270	107	107	45	45	270	270	5,4	ISC MT Catalogue
3825232540	38,5	23	38	23,5			6	6	40	40	49	49	319	319							3	Hatzfeld et al., 2000
3825232540	38,5	23	38	23,5		13,5	2	2	40	40	64	64	270	270							6,6	Basili et al., 2013
3825232540	38,5	23	38	23,5		13,5	7	7	40	40	64	64	270	270							6,6	Basili et al., 2013
3825232540	38,5	23	38	23,5		13,5	11	11	41	41	64	64	270	270							6,6	Basili et al., 2013
3825232540	38,5	23	38	23,5		13,5	2	2	58	58	58	58	270	270							6,6	Basili et al., 2013
3825232540	38,5	23	38	23,5		13,5	7	7	58	58	58	58	270	270							6,6	Basili et al., 2013
3825232540	38,5	23	38	23,5		13,5	11	11	58	58	58	58	270	270							6,6	Basili et al., 2013
3825232540	38,5	23	23,5	38			8	8	60	60	50	50	270	270	240	240	40	40	270	270	6,3	EMMA
3825232540	38,5	23	38	23,5		12,5	2	2	64	64	52	52	270	270							6,6	Basili et al., 2013
3825232540	38,5	23	38	23,5		12,5	6	6	64	64	52	52	270	270							6,6	Basili et al., 2013
3825232540	38,5	23	38	23,5		12,5	10	10	64	64	52	52	270	270							6,6	Basili et al., 2013
3825232540	38,5	23	38	23,5		12,5	2	2	68	68	52	52	270	270							6,6	Basili et al., 2013
3825232540	38,5	23	38	23,5		12,5	6	6	68	68	52	52	270	270							6,6	Basili et al., 2013
3825232540	38,5	23	38	23,5		12,5	10	10	68	68	52	52	270	270							6,6	Basili et al., 2013
3825232540	38,5	23	38	23,5		12,5	2	2	68	68	52	52	270	270							6,6	Basili et al., 2013
3825232540	38,5	23	38	23,5		12,5	6	6	68	68	52	52	270	270							6,6	Basili et al., 2013
3825232540	38,5	23	38	23,5		12,5	10	10	68	68	52	52	270	270							6,6	Basili et al., 2013
3825232540	38,5	23	38	23,5			6	34	68	92	34	60	231	297							8	Sorensen et al., 2012
3825232540	38,5	23	38	23,5			6	34	70	76	57	89	181	215							8	Sorensen et al., 2012
3825232540	38,5	23	38	23,5		13,5	2	2	76	76	55	55	270	270							6,6	Basili et al., 2013
3825232540	38,5	23	38	23,5		13,5	7	7	76	76	55	55	270	270							6,6	Basili et al., 2013
3825232540	38,5	23	38	23,5		13,5	11	11	76	76	55	55	270	270							6,6	Basili et al., 2013
3825232540	38,5	23	23,5	38			30	30	76	76	49	49	277	277	244	244	41	41	262	262	6	EMMA
3825232540	38,5	23	23,5	38			8	8	76	76	49	49	278	278	244	244	41	41	260	260	6,3	EMMA
3825232540	38,5	23	38	23,5		13,5	2	2	82	82	55	55	270	270							6,6	Basili et al., 2013
3825232540	38,5	23	38	23,5		13,5	7	7	82	82	55	55	270	270							6,6	Basili et al., 2013
3825232540	38,5	23	38	23,5		13,5	11	11	82	82	55	55	270	270							6,6	Basili et al., 2013
3825232540	38,5	23	38	23,5		12,5	2	2	83	83	50	50	270	270							6,6	Basili et al., 2013
3825232540	38,5	23	38	23,5		12,5	6	6	83	83	50	50	270	270							6,6	Basili et al., 2013
3825232540	38,5	23	38	23,5		12,5	10	10	83	83	50	50	270	270							6,6	Basili et al., 2013
3825232540	38,5	23	38	23,5			19,7	19,7	90	90	39	39	242	242	304	304	56	56	290	290	5,3	ISC MT Catalogue
3825232540	38,5	23	38	23,5		13,5	11	11	90	90	55	55	270	270							6,6	Basili et al., 2013

Table B.1. Compiled moment tensor database for each analysis bin in 0-40 km depth.

3825232540	38,5	23	38	23,5		13,5	7	7	90	90	55	55	270	270								6,6	Basili et al., 2013
3825232540	38,5	23	38	23,5		13,5	2	2	90	90	55	55	270	270								6,6	Basili et al., 2013
3825232540	38,5	23	38	23,5		12,5	10	10	90	90	50	50	270	270								6,6	Basili et al., 2013
3825232540	38,5	23	38	23,5		12,5	6	6	90	90	50	50	270	270								6,6	Basili et al., 2013
3825232540	38,5	23	38	23,5		12,5	2	2	90	90	50	50	270	270								6,6	Basili et al., 2013
3825232540	38,5	23	38	23,5			33	33	91	91	41	41	276	276								5,4	Dziewonski et al., 1981
3825232540	38,5	23	23,5	38			15	15	91	91	41	41	276	276	263	263	49	49	265	265		5,4	EMMA
3825232540	38,5	23	38	23,5			33	33	91	91	40	40	276	276	262	262	50	50	265	265		5,4	ISC MT Catalogue
3825232540	38,5	23	38	23,5			33	33	93	93	28	28	252	252								4,9	INGV RCMT Catalogue
3825232540	38,5	23	38	23,5		13,5	11	11	103	103	56	56	270	270								6,6	Basili et al., 2013
3825232540	38,5	23	38	23,5		13,5	7	7	103	103	56	56	270	270								6,6	Basili et al., 2013
3825232540	38,5	23	38	23,5		13,5	2	2	103	103	56	56	270	270								6,6	Basili et al., 2013
3825232540	38,5	23	38	23,5			8	8	135	135	54	54	285	285								4	Kalafat MT Catalogue
3825232540	38,5	23	38	23,5			6	34	216	250	64	88	160	176								8	Sorensen et al., 2012
3825232540	38,5	23	23,5	38			30	30	224	224	45	45	234	234	90	90	55	55	300	300		6	EMMA
3825232540	38,5	23	23,5	38			7	7	230	230	45	45	270	270	50	50	45	45	270	270		6	EMMA
3825232540	38,5	23	23,5	38			7	7	230	230	45	45	270	270	50	50	45	45	270	270		6,2	EMMA
3825232540	38,5	23	23,5	38			0	0	230	230	45	45	270	270	50	50	45	45	270	270		6,1	EMMA
3825232540	38,5	23	38	23,5			7	7	230	230	60	60	270	270								3,6	Hatzfeld et al., 2000
3825232540	38,5	23	38	23,5			6	34	235	251	69	77	186	204								8	Sorensen et al., 2012
3825232540	38,5	23	23,5	38			32	32	238	238	30	30	223	223	107	107	70	70	293	293		6,1	EMMA
3825232540	38,5	23	38	23,5		13	11	11	240	240	52	52	262,5	263								6,7	Basili et al., 2013
3825232540	38,5	23	38	23,5		13	7	7	240	240	52	52	262,5	263								6,7	Basili et al., 2013
3825232540	38,5	23	38	23,5		13	2	2	240	240	52	52	262,5	263								6,7	Basili et al., 2013
3825232540	38,5	23	23,5	38			4	4	240	240	43	43	265	265	67	67	47	47	275	275		6,3	EMMA
3825232540	38,5	23	23,5	38			32	32	240	240	43	43	265	265	67	67	47	47	275	275		6,1	EMMA
3825232540	38,5	23	23,5	38			8	8	241	241	44	44	275	275	54	54	46	46	265	265		6	EMMA
3825232540	38,5	23	23,5	38			0	0	241	241	44	44	275	275	54	54	46	46	265	265		6,3	EMMA
3825232540	38,5	23	38	23,5		13	11	11	242	242	51	51	262,5	263								6,7	Basili et al., 2013
3825232540	38,5	23	38	23,5		13	7	7	242	242	51	51	262,5	263								6,7	Basili et al., 2013
3825232540	38,5	23	38	23,5		13	2	2	242	242	51	51	262,5	263								6,7	Basili et al., 2013
3825232540	38,5	23	38	23,5			11	11	245	245	75	75	161	161								2,9	Hatzfeld et al., 1999
3825232540	38,5	23	23,5	38			0	0	246	246	44	44	276	276	58	58	46	46	264	264		6,3	EMMA
3825232540	38,5	23	23,5	38			32	32	246	246	41	41	276	276	58	58	49	49	265	265		6,1	EMMA
3825232540	38,5	23	38	23,5		13	11	11	249	249	51	51	262,5	263								6,7	Basili et al., 2013
3825232540	38,5	23	38	23,5		13	7	7	249	249	51	51	262,5	263								6,7	Basili et al., 2013
3825232540	38,5	23	38	23,5		13	2	2	249	249	51	51	262,5	263								6,7	Basili et al., 2013
3825232540	38,5	23	23,5	38			30	30	250	250	42	42	279	279	57	57	49	49	262	262		6	EMMA
3825232540	38,5	23	23,5	38			7	7	250	250	42	42	280	280	57	57	49	49	261	261		6,3	EMMA
3825232540	38,5	23	38	23,5		13	11	11	252	252	51	51	262,5	263								6,7	Basili et al., 2013
3825232540	38,5	23	38	23,5		13	7	7	252	252	51	51	262,5	263								6,7	Basili et al., 2013
3825232540	38,5	23	38	23,5		13	2	2	252	252	51	51	262,5	263								6,7	Basili et al., 2013
3825232540	38,5	23	23,5	38			8	8	252	252	43	43	256	256	89	89	50	50	280	280		6,3	EMMA
3825232540	38,5	23	38	23,5			6	34	252	286	40	54	221	291								8	Sorensen et al., 2012
3825232540	38,5	23	23,5	38			32	32	257	257	44	44	281	281	62	62	47	47	260	260		6,1	EMMA
3825232540	38,5	23	23,5	38			1	1	257	257	44	44	281	281	62	62	47	47	260	260		6,3	EMMA
3825232540	38,5	23	23,5	38			10	10	257	257	41	41	301	301	38	38	56	56	246	246		6,2	EMMA
3825232540	38,5	23	38	23,5			29	29	258	258	42	42	300	300								6,2	Dziewonski et al., 1981
3825232540	38,5	23	38	23,5			29	29	258	258	42	42	300	300	39	39	55	55	246	246		6,2	ISC MT Catalogue
3825232540	38,5	23	38	23,5		13	11	11	260	260	51	51	262,5	263								6,7	Basili et al., 2013
3825232540	38,5	23	38	23,5		13	7	7	260	260	51	51	262,5	263								6,7	Basili et al., 2013
3825232540	38,5	23	38	23,5		13	2	2	260	260	51	51	262,5	263								6,7	Basili et al., 2013
3825232540	38,5	23	23,5	38			30	30	261	261	40	40	286	286	60	60	52	52	257	257		6	EMMA
3825232540	38,5	23	23,5	38			10	10	264	264	34	34	309	309	40	40	64	64	247	247		6,3	EMMA
3825232540	38,5	23	38	23,5			33	33	264	264	34	34	309	309	40	40	64	64	247	247		6,3	ISC MT Catalogue
3825232540	38,5	23	38	23,5			33	33	264	264	34	34	309	309								6	Dziewonski et al., 1981
3825232540	38,5	23	23,5	38			20	20	276	276	43	43	301	301	57	57	54	54	244	244		5,4	EMMA
3825232540	38,5	23	23,5	38			15	15	276	276	43	43	301	301	57	57	54	54	244	244		5,4	EMMA
3825232540	38,5	23	38	23,5			25	25	276	276	43	43	301	301	58	58	54	54	245	245		5,4	ISC MT Catalogue
3825232540	38,5	23	38	23,5			25	25	276	276	43	43	301	301								5,3	Dziewonski et al., 1981
3825232540	38,5	23	38	23,5			24	24	284	284	53	53	275	275	95	95	38	38	263	263		4,8	ISC MT Catalogue
3825232540	38,5	23	23,5	38			10	10	287	287	43	43	301	301	68	68	54	54	244	244		6,6	EMMA
3825232540	38,5	23	38	23,5																		6	Compiled Historical Catalogue
3825237540	38,5	23,5	38	24			12	12	96	96	45	45	263	263								4,6	ETHZ Moment Tensor Catalogue
3825237540	38,5	23,5	24	38			0	0	100	100	45	45	270	270	280	280	45	45	270	270		6,1	EMMA
3825237540	38,5	23,5	24	38			0	0	100	100	45	45	270	270	280	280	45	45	270	270		6,1	EMMA
3825237540	38,5	23,5	38	24			0	0	100	100	45	45	270	270								6,2	Jackson et al., 1992
3825237540	38,5	23,5	24	38			10	10	115	115	57	57	280	280	277	277	34	34	255	255		5,9	EMMA
3825237540	38,5	23,5	38	24			10	10	116	116	39	39	279	279								5,7	Dziewonski et al., 1981
3825237540	38,5	23,5	38	24			10	10	144	144	37	37	324	324								4,8	INGV RCMT Catalogue
3825237540	38,5	23,5	24	38			0	0	283	283	46	46	39	39	164	164	63	63	129	129		6,1	EMMA
3825237540	38,5	23,5	38	24		13	2	2	284	284	50	50	275	275								6,7	Basili et al., 2013
3825237540	38,5	23,5	38	24		13	7	7	284	284	50	50	275	275								6,7	Basili et al., 2013
3825237540	38,5	23,5	38	24		13	11	11	284	284	50	50	275	275								6,7	Basili et al., 2013
3825237540	38,5	23,5	38	24			10	10	285	285	60	60	290	290	69	69	36	36	239	239			ISC MT Catalogue
3825237540	38,5	23,5	38	24		13	2	2	286	286	50	50	275	275								6,7	Basili et al., 2013
3825237540	38,5	23,5	38	24		13	7	7	286	286	50	50	275	275								6,7	Basili et al., 2013
3825237540	38,5	23,5	38	24		13	11	11	286	286	50	50	275	275								6,7	Basili et al., 2013
3825237540	38,5	23,5	38	24			12	12	286	286	46	46	277	277	96	96	45	45	263	263		4,5	ISC MT Catalogue
3825237540	38,5	23,5	38	24		13	2	2	287	287	50	50	275	275								6,7	Basili et al., 2013
3825237540	38,5	23,5	38	24		13	7	7	287	287	50	50	275	275								6,7	Basili et al., 2013
3825237540	38,5	23,5	38	24		13	11	11	287	287	50	50	275	275								6,7	Basili et al., 2013
3825237540	38,5	23,5	38	24		13	2	2	290	290	50	50	275	275								6,7	Basili et al., 2013
3825237540	38,5	23,5	38	24		13	7	7	290	290	50	50	275	275								6,7	Basili et al., 2013
3825237540	38,5	23,5	38	24		13	11	11	290	290	50	50	275	275								6,7	Basili et al., 2013
3825237540	38,5	23,5	38	24		13	2	2	290	290	50	50	275	275								6,7	Basili et al., 2013
3825237540	38,5	23,5	38	24		13	7	7	290	290	50	50	275	275								6,7	Basili et al., 2013
3825237540	38,5	23,5	24	38			0	0	290	290	45	45	290	290	83	83	48	48	251	251		6,1	EMMA
3825237540	38,5	23,5	24	38			0	0	290	290	45	45	290	290	83	83	48	48	251	251		6,1	EMMA
3825237540	38,5	23,5	38	24			0	0	290	290	45	45	290	290								6,1	Jackson et al., 1992
3825237540	38,5	23,5	38	24		13	11	11	290	290	50	50	275	275								6,7	Basili et al., 2013
3825237540	38,5	23,5	38	24		13	2	2	299	299	50	50	275	275								6,7	Basili et al., 2013
3825237540	38,5	23,5	38	24		13	7	7	299	299	50	50	275	275								6,7	Basili et al., 2013
3825237540	38,5	23,5	38	24		13	11	11	299	299	50	50	275	275								6,7	Basili et al., 2013

Table B.1. Compiled moment tensor database for each analysis bin in 0-40 km depth.

3825237540	38,5	23,5	38	24			10	10	303	303	35	35	259	259	136	136	56	56	278	278		5,9	ISC MT Catalogue
3825237540	38,5	23,5	38	24		13	2	2	309	309	51	51	275	275								6,7	Basili et al., 2013
3825237540	38,5	23,5	38	24		13	7	7	309	309	51	51	275	275								6,7	Basili et al., 2013
3825237540	38,5	23,5	38	24		13	11	11	309	309	51	51	275	275								6,7	Basili et al., 2013
3825242540	38,5	24	38	24,5			10	10	75	75	58	58	214	214	325	325	62	62	323	323		4,4	ISC MT Catalogue
3825242540	38,5	24	38	24,5			18	18	76	76	60	60	212	212								4,7	INGV RCMT Catalogue
3825242540	38,5	24	38	24,5			18	18	77	77	88	88	217	217								4,6	Kalafat MT Catalogue
3825242540	38,5	24	38	24,5			15	15	91	91	57	57	241	241	317	317	43	43	307	307		4,5	ISC MT Catalogue
3825242540	38,5	24	38	24,5			6	6	230	230	50	50	283	283								3,2	Hatzfeld et al., 2000
3825242540	38,5	24	38	24,5			7	7	240	240	50	50	270	270								3,5	Hatzfeld et al., 2000
3825242540	38,5	24	38	24,5			13	13	260	260	54	54	296	296								2,3	Hatzfeld et al., 2000
3825242540	38,5	24	38	24,5		13	3	3	274	274	50	50	270	270								6,7	Basili et al., 2013
3825242540	38,5	24	38	24,5		13	3	3	279	279	50	50	270	270								6,7	Basili et al., 2013
3825242540	38,5	24	38	24,5		13	7	7	279	279	50	50	270	270								6,7	Basili et al., 2013
3825242540	38,5	24	38	24,5		13	11	11	279	279	50	50	270	270								6,7	Basili et al., 2013
3825242540	38,5	24	38	24,5		13	3	3	288	288	50	50	270	270								6,7	Basili et al., 2013
3825242540	38,5	24	38	24,5		13	7	7	288	288	50	50	270	270								6,7	Basili et al., 2013
3825242540	38,5	24	38	24,5		13	11	11	288	288	50	50	270	270								6,7	Basili et al., 2013
3825242540	38,5	24	38	24,5		13	3	3	301	301	52	52	270	270								6,7	Basili et al., 2013
3825242540	38,5	24	38	24,5		13	7	7	301	301	52	52	270	270								6,7	Basili et al., 2013
3825242540	38,5	24	38	24,5		13	11	11	301	301	52	52	270	270								6,7	Basili et al., 2013
3825242540	38,5	24	38	24,5			10	10	340	340	55	55	270	270								3,5	Hatzfeld et al., 2000
3825242540	38,5	24	38	24,5			18	18	346	346	53	53	358	358	77	77	88	88	217	217		4,6	ISC MT Catalogue
3825242540	38,5	24	38	24,5																		6,4	Papaioannou and Papazachos, 2000
3825247540	38,5	24,5	38	25		13,5	3	3	34	34	54	54	200	200								6,7	Basili et al., 2013
3825247540	38,5	24,5	38	25		13,5	7	7	34	34	54	54	200	200								6,7	Basili et al., 2013
3825247540	38,5	24,5	38	25		13,5	3	3	35	35	54	54	200	200								6,7	Basili et al., 2013
3825247540	38,5	24,5	38	25		13,5	7	7	35	35	54	54	200	200								6,7	Basili et al., 2013
3825247540	38,5	24,5	38	25		13,5	12	12	35	35	54	54	200	200								6,7	Basili et al., 2013
3825247540	38,5	24,5	38	25		13,5	3	3	38	38	54	54	200	200								6,7	Basili et al., 2013
3825247540	38,5	24,5	38	25		13,5	7	7	38	38	54	54	200	200								6,7	Basili et al., 2013
3825247540	38,5	24,5	38	25		13,5	12	12	38	38	54	54	200	200								6,7	Basili et al., 2013
3825247540	38,5	24,5	38	25		13,5	3	3	39	39	54	54	200	200								6,7	Basili et al., 2013
3825247540	38,5	24,5	38	25		13,5	7	7	39	39	54	54	200	200								6,7	Basili et al., 2013
3825247540	38,5	24,5	38	25		13,5	12	12	39	39	54	54	200	200								6,7	Basili et al., 2013
3825247540	38,5	24,5	38	25		13,5	3	3	39	39	54	54	200	200								6,7	Basili et al., 2013
3825247540	38,5	24,5	38	25		13,5	7	7	39	39	54	54	200	200								6,7	Basili et al., 2013
3825247540	38,5	24,5	38	25		13,5	12	12	39	39	54	54	200	200								6,7	Basili et al., 2013
3825247540	38,5	24,5	38	25		13,5	3	3	49	49	54	54	200	200								6,7	Basili et al., 2013
3825247540	38,5	24,5	38	25		13,5	7	7	49	49	54	54	200	200								6,7	Basili et al., 2013
3825247540	38,5	24,5	38	25		13,5	12	12	49	49	54	54	200	200								6,7	Basili et al., 2013
3825247540	38,5	24,5	38	25			6	34	68	92	34	60	231	297								8	Sorensen et al., 2012
3825247540	38,5	24,5	38	25			6	34	70	76	57	89	181	215								8	Sorensen et al., 2012
3825247540	38,5	24,5	38	25		13,5	7	7	212	212	54	54	200	200								6,8	Basili et al., 2013
3825247540	38,5	24,5	38	25		13,5	3	3	212	212	54	54	200	200								6,8	Basili et al., 2013
3825247540	38,5	24,5	38	25		13,5	12	12	212	212	54	54	200	200								6,8	Basili et al., 2013
3825247540	38,5	24,5	38	25		13,5	7	7	212	212	54	54	200	200								6,8	Basili et al., 2013
3825247540	38,5	24,5	38	25		13,5	3	3	212	212	54	54	200	200								6,8	Basili et al., 2013
3825247540	38,5	24,5	38	25		13,5	12	12	214	214	54	54	200	200								6,8	Basili et al., 2013
3825247540	38,5	24,5	38	25		13,5	7	7	214	214	54	54	200	200								6,8	Basili et al., 2013
3825247540	38,5	24,5	38	25		13,5	3	3	214	214	54	54	200	200								6,8	Basili et al., 2013
3825247540	38,5	24,5	38	25			6	34	216	250	64	88	160	176								8	Sorensen et al., 2012
3825247540	38,5	24,5	38	25		13,5	12	12	218	218	54	54	200	200								6,8	Basili et al., 2013
3825247540	38,5	24,5	38	25		13,5	12	12	218	218	54	54	200	200								6,8	Basili et al., 2013
3825247540	38,5	24,5	38	25		13,5	7	7	218	218	54	54	200	200								6,8	Basili et al., 2013
3825247540	38,5	24,5	38	25		13,5	7	7	218	218	54	54	200	200								6,8	Basili et al., 2013
3825247540	38,5	24,5	38	25		13,5	3	3	218	218	54	54	200	200								6,8	Basili et al., 2013
3825247540	38,5	24,5	38	25		13,5	3	3	218	218	54	54	200	200								6,8	Basili et al., 2013
3825247540	38,5	24,5	38	25			6	34	235	251	69	77	186	204								8	Sorensen et al., 2012
3825247540	38,5	24,5	38	25			6	34	252	286	40	54	221	291								8	Sorensen et al., 2012
3825247540	38,5	24,5	38	25					261	261	45	45	205	205									Basili et al., 2013
3825247540	38,5	24,5	38	25		13	3	3	272	272	50	50	270	270								6,7	Basili et al., 2013
3825247540	38,5	24,5	38	25		13	11	11	272	272	50	50	270	270								6,7	Basili et al., 2013
3825247540	38,5	24,5	38	25		13	7	7	272	272	50	50	270	270								6,7	Basili et al., 2013
3825247540	38,5	24,5	38	25		13	3	3	272	272	50	50	270	270								6,7	Basili et al., 2013
3825247540	38,5	24,5	38	25		13	7	7	272	272	50	50	270	270								6,7	Basili et al., 2013
3825247540	38,5	24,5	38	25		13	11	11	272	272	50	50	270	270								6,7	Basili et al., 2013
3825247540	38,5	24,5	38	25		13	7	7	274	274	50	50	270	270								6,7	Basili et al., 2013
3825247540	38,5	24,5	38	25		13	11	11	274	274	50	50	270	270								6,7	Basili et al., 2013
3825247540	38,5	24,5	38	25		13	3	3	274	274	50	50	270	270								6,7	Basili et al., 2013
3825247540	38,5	24,5	38	25		13	7	7	274	274	50	50	270	270								6,7	Basili et al., 2013
3825247540	38,5	24,5	38	25		13	11	11	274	274	50	50	270	270								6,7	Basili et al., 2013
3825247540	38,5	24,5	38	25																		7,6	Koravos et al., 2003
3825247540	38,5	24,5	38	25																		6,4	Papaioannou and Papazachos, 2000
3825252540	38,5	25	38	25,5		13,5	12	12	34	34	54	54	200	200								6,7	Basili et al., 2013
3825252540	38,5	25	25,5	38			14	14	52	52	77	77	152	152	149	149	63	63	15	15		5,3	EMMA
3825252540	38,5	25	38	25,5			10	18	52	52	77	77	152	152	149	149	63	63	15	15			Kiratzi and Louvari, 2003
3825252540	38,5	25	38	25,5			14	14	52	52	77	77	152	152								5,3	Kiratzi et al., 2003
3825252540	38,5	25	38	25,5			6	34	68	92	34	60	231	297								8	Sorensen et al., 2012
3825252540	38,5	25	38	25,5			6	34	70	76	57	89	181	215								8	Sorensen et al., 2012
3825252540	38,5	25	38	25,5			8	8	140	140	40	40	262	262								3,5	Hatzfeld et al., 2000
3825252540	38,5	25	25,5	38			10	10	143	143	65	65	336	336	243	243	69	69	206	206		5,2	EMMA
3825252540	38,5	25	38	25,5			5	5	150	150	45	45	239	239								3,5	Hatzfeld et al., 2000
3825252540	38,5	25	38	25,5		14,5	13	13	152	152	63	63	345	345								6,8	Basili et al., 2013
3825252540	38,5	25	38	25,5		14,5	8	8	152	152	63	63	345	345								6,8	Basili et al., 2013
3825252540	38,5	25	38	25,5		14,5	3	3	152	152	63	63	345	345								6,8	Basili et al., 2013
3825252540	38,5	25	38	25,5		14,5	13	13	153	153	63	63	345	345								6,8	Basili et al., 2013
3825252540	38,5	25	25,5	38			6	6	163	163	59	59	338	338	265	265	71	71	213	213		5,5	EMMA
3825252540	38,5	25	38	25,5			2	9	163	163	59	59	338	338	265	265	71	71	213				Kiratzi and Louvari, 2003
3825252540	38,5	25	38	25,5			5	5	168	168	63	63	353	353								5,4	Dziewonski et al., 1981
3825252540	38,5	25	25,5	38			15	15	168	168	63	63	353	353	261	261	84	84	207	207		5,5	EMMA
3825252540	38,5	25	25,5	38			4	4	168	168	63	63	353	353	261	261	84	84	207	207		5,4	EMMA
3825252540	38,5	25	38	25,5			9	9	215	215	70	70	261	261								3,5	Hatzfeld et al., 2000
3825252540	38,5	25	38	25,5			6	34	216	250	64	88	160	176								8	Sorensen et al., 2012

Table B.1. Compiled moment tensor database for each analysis bin in 0-40 km depth.

3825252540	38,5	25	38	25,5			15	15	235	235	81	81	152	152								5,4	Kalafat MT Catalogue
3825252540	38,5	25	38	25,5			6	34	235	251	69	77	186	204								8	Sorensen et al., 2012
3825252540	38,5	25	38	25,5			11	11	245	245	65	65	274	274								3,5	Hatzfeld et al., 2000
3825252540	38,5	25	38	25,5			11	11	245	245	55	55	292	292								3,3	Hatzfeld et al., 2000
3825252540	38,5	25	38	25,5			8	8	245	245	50	50	294	294								3,5	Hatzfeld et al., 2000
3825252540	38,5	25	38	25,5			6	34	252	286	40	54	221	291								8	Sorensen et al., 2012
3825252540	38,5	25	38	25,5			10	10	260	260	70	70	273	273								3,6	Hatzfeld et al., 2000
3825252540	38,5	25	38	25,5					261	261	45	45	205	205									Moratto et al., 2007
3825252540	38,5	25	38	25,5																		7,6	Koravos et al., 2003
3825252540	38,5	25	38	25,5																		6,5	Papaioannou and Papazachos, 2000
3825257540	38,5	25,5	38	26			24	24	38	38	83	83	172	172								3,9	Kalafat MT Catalogue
3825257540	38,5	25,5	38	26		14,5	2	2	72	72	55	55	270	270								6,7	Basili et al., 2013
3825257540	38,5	25,5	38	26		14,5	6	6	72	72	55	55	270	270								6,7	Basili et al., 2013
3825257540	38,5	25,5	38	26		14,5	10	10	72	72	55	55	270	270								6,7	Basili et al., 2013
3825257540	38,5	25,5	38	26		14,5	13	13	72	72	55	55	270	270								6,7	Basili et al., 2013
3825257540	38,5	25,5	38	26		14,5	2	2	74	74	55	55	270	270								6,7	Basili et al., 2013
3825257540	38,5	25,5	38	26		14,5	6	6	74	74	55	55	270	270								6,7	Basili et al., 2013
3825257540	38,5	25,5	38	26		14,5	10	10	74	74	55	55	270	270								6,7	Basili et al., 2013
3825257540	38,5	25,5	38	26		14,5	13	13	74	74	55	55	270	270								6,7	Basili et al., 2013
3825257540	38,5	25,5	38	26		15	2	2	74	74	55	55	270	270								7	Basili et al., 2013
3825257540	38,5	25,5	38	26		15	6	6	74	74	55	55	270	270								7	Basili et al., 2013
3825257540	38,5	25,5	38	26		15	9	9	74	74	55	55	270	270								7	Basili et al., 2013
3825257540	38,5	25,5	38	26		15	13	13	74	74	55	55	270	270								7	Basili et al., 2013
3825257540	38,5	25,5	38	26		14,5	2	2	75	75	55	55	270	270								6,7	Basili et al., 2013
3825257540	38,5	25,5	38	26		14,5	2	2	75	75	55	55	270	270								6,7	Basili et al., 2013
3825257540	38,5	25,5	38	26		14,5	6	6	75	75	55	55	270	270								6,7	Basili et al., 2013
3825257540	38,5	25,5	38	26		14,5	6	6	75	75	55	55	270	270								6,7	Basili et al., 2013
3825257540	38,5	25,5	38	26		14,5	10	10	75	75	55	55	270	270								6,7	Basili et al., 2013
3825257540	38,5	25,5	38	26		14,5	10	10	75	75	55	55	270	270								6,7	Basili et al., 2013
3825257540	38,5	25,5	38	26		14,5	13	13	75	75	55	55	270	270								6,7	Basili et al., 2013
3825257540	38,5	25,5	38	26		14,5	13	13	75	75	55	55	270	270								6,7	Basili et al., 2013
3825257540	38,5	25,5	38	26		14,5	2	2	77	77	55	55	270	270								6,7	Basili et al., 2013
3825257540	38,5	25,5	38	26		14,5	6	6	77	77	55	55	270	270								6,7	Basili et al., 2013
3825257540	38,5	25,5	38	26		14,5	10	10	77	77	55	55	270	270								6,7	Basili et al., 2013
3825257540	38,5	25,5	38	26		14,5	13	13	77	77	55	55	270	270								6,7	Basili et al., 2013
3825257540	38,5	25,5	38	26		14,5	2	2	78	78	55	55	270	270								6,7	Basili et al., 2013
3825257540	38,5	25,5	38	26		14,5	6	6	78	78	55	55	270	270								6,7	Basili et al., 2013
3825257540	38,5	25,5	38	26		14,5	10	10	78	78	55	55	270	270								6,7	Basili et al., 2013
3825257540	38,5	25,5	38	26		14,5	13	13	78	78	55	55	270	270								6,7	Basili et al., 2013
3825257540	38,5	25,5	38	26		13	11	11	124	124	64	64	345	345								6,3	Basili et al., 2013
3825257540	38,5	25,5	38	26		13	7	7	124	124	64	64	345	345								6,3	Basili et al., 2013
3825257540	38,5	25,5	38	26		13	2	2	124	124	64	64	345	345								6,3	Basili et al., 2013
3825257540	38,5	25,5	38	26		13	11	11	129	129	64	64	345	345								6,3	Basili et al., 2013
3825257540	38,5	25,5	38	26		13	11	11	131	131	64	64	345	345								6,3	Basili et al., 2013
3825257540	38,5	25,5	38	26		13	7	7	131	131	64	64	345	345								6,3	Basili et al., 2013
3825257540	38,5	25,5	38	26		13	2	2	131	131	64	64	345	345								6,3	Basili et al., 2013
3825257540	38,5	25,5	38	26			15	15	141	141	41	41	342	342	245	245	78	78	230	230		4,9	ISC MT Catalogue
3825257540	38,5	25,5	38	26			27	27	141	141	41	41	342	342								4,6	INGV RCMT Catalogue
3825257540	38,5	25,5	38	26			12	12	142	142	79	79	340	340	236	236	71	71	192	192		4,9	ISC MT Catalogue
3825257540	38,5	25,5	38	26			33,6	33,6	151	151	74	74	348	348	244	244	79	79	196	196		5,6	ISC MT Catalogue
3825257540	38,5	25,5	38	26			2	26	240	154	62	86	324	354								7,5	Sorensen et al., 2012
3825257540	38,5	25,5	38	26			34	34	244	244	79	79	196	196								5,6	Kalafat MT Catalogue
3825257540	38,5	25,5	38	26			2	26	253	261	45	61	227	239								7,5	Sorensen et al., 2012
3825257540	38,5	25,5	38	26					261	261	45	45	205	205									Moratto et al., 2007
3825257540	38,5	25,5	38	26																		6,8	Compiled Historical Catalogue
3825257540	38,5	25,5	38	26																		6,6	Compiled Historical Catalogue
3825257540	38,5	25,5	38	26																		6,8	Compiled Historical Catalogue
3825257540	38,5	25,5	38	26																		7,6	Koravos et al., 2003
3825257540	38,5	25,5	38	26																		6,8	Papaioannou and Papazachos, 2000
3825262540	38,5	26	38	26,5		15	2	2	76	76	55	55	270	270								7	Basili et al., 2013
3825262540	38,5	26	38	26,5		15	6	6	76	76	55	55	270	270								7	Basili et al., 2013
3825262540	38,5	26	38	26,5		15	9	9	76	76	55	55	270	270								7	Basili et al., 2013
3825262540	38,5	26	38	26,5		15	13	13	76	76	55	55	270	270								7	Basili et al., 2013
3825262540	38,5	26	38	26,5		15	2	2	81	81	54	54	270	270								7	Basili et al., 2013
3825262540	38,5	26	38	26,5		15	6	6	81	81	54	54	270	270								7	Basili et al., 2013
3825262540	38,5	26	38	26,5		15	9	9	81	81	54	54	270	270								7	Basili et al., 2013
3825262540	38,5	26	38	26,5		15	13	13	81	81	54	54	270	270								7	Basili et al., 2013
3825262540	38,5	26	38	26,5		15	2	2	85	85	54	54	270	270								7	Basili et al., 2013
3825262540	38,5	26	38	26,5		15	6	6	85	85	54	54	270	270								7	Basili et al., 2013
3825262540	38,5	26	38	26,5		15	9	9	85	85	54	54	270	270								7	Basili et al., 2013
3825262540	38,5	26	38	26,5		15	13	13	85	85	54	54	270	270								7	Basili et al., 2013
3825262540	38,5	26	38	26,5		15	13	13	90	90	54	54	270	270								7	Basili et al., 2013
3825262540	38,5	26	38	26,5		15	9	9	90	90	54	54	270	270								7	Basili et al., 2013
3825262540	38,5	26	38	26,5		15	6	6	90	90	54	54	270	270								7	Basili et al., 2013
3825262540	38,5	26	38	26,5		15	2	2	90	90	54	54	270	270								7	Basili et al., 2013
3825262540	38,5	26	38	26,5		15	13	13	98	98	54	54	270	270								7	Basili et al., 2013
3825262540	38,5	26	38	26,5		15	9	9	98	98	54	54	270	270								7	Basili et al., 2013
3825262540	38,5	26	38	26,5		15	6	6	98	98	54	54	270	270								7	Basili et al., 2013
3825262540	38,5	26	38	26,5		15	2	2	98	98	54	54	270	270								7	Basili et al., 2013
3825262540	38,5	26	38	26,5		15	13	13	100	100	54	54	270	270								7	Basili et al., 2013
3825262540	38,5	26	38	26,5		15	13	13	100	100	54	54	270	270								7	Basili et al., 2013
3825262540	38,5	26	38	26,5		15	13	13	100	100	54	54	270	270								7	Basili et al., 2013
3825262540	38,5	26	38	26,5		15	9	9	100	100	54	54	270	270								7	Basili et al., 2013
3825262540	38,5	26	38	26,5		15	9	9	100	100	54	54	270	270								7	Basili et al., 2013
3825262540	38,5	26	38	26,5		15	9	9	100	100	54	54	270	270								7	Basili et al., 2013
3825262540	38,5	26	38	26,5		15	6	6	100	100	54	54	270	270								7	Basili et al., 2013
3825262540	38,5	26	38	26,5		15	6	6	100	100	54	54	270	270								7	Basili et al., 2013
3825262540	38,5	26	38	26,5		15	6	6	100	100	54	54	270	270								7	Basili et al., 2013
3825262540	38,5	26	38	26,5		15	2	2	100	100	54	54	270	270								7	Basili et al., 2013
3825262540	38,5	26	38	26,5		15	2	2	100	100	54	54	270	270								7	Basili et al., 2013
3825262540	38,5	26	38	26,5		15	2	2	100	100	54	54	270	270								7	Basili et al., 2013
3825262540	38,5	26	26,5	38			14	14	101	101	50	50	270	270	281	281	40	40	270	270		5,5	EMMA
3825262540	38,5	26	38	26,5		13	11	11	112	112	64	64	345	345								6,3	Basili et al., 2013
3825262540	38,5	26	38	26,5		13	7	7	112	112	64	64	345	345								6,3	Basili et al., 2013

Table B.1. Compiled moment tensor database for each analysis bin in 0-40 km depth.

3825262540	38,5	26	38	26,5		13	2	2	112	112	64	64	345	345								6,3	Basili et al., 2013
3825262540	38,5	26	26,5	38			16	16	116	116	60	60	270	270	296	296	30	30	270	270		5,9	EMMA
3825262540	38,5	26	26,5	38			16	16	116	116	60	60	270	270	296	296	30	30	270	270		5,9	EMMA
3825262540	38,5	26	26,5	38			14	14	116	116	60	60	270	270	296	296	30	30	270	270		5,2	EMMA
3825262540	38,5	26	38	26,5			16	16	116	116	60	60	270	270								5,9	Kalafat MT Catalogue
3825262540	38,5	26	38	26,5			16	16	116	116	60	60	270	270								5,9	Kiratzi et al., 2003
3825262540	38,5	26	38	26,5		13,5	11	11	126	126	54	54	270	270								6,3	Basili et al., 2013
3825262540	38,5	26	38	26,5		13,5	7	7	126	126	54	54	270	270								6,3	Basili et al., 2013
3825262540	38,5	26	38	26,5		13,5	2	2	126	126	54	54	270	270								6,3	Basili et al., 2013
3825262540	38,5	26	38	26,5		13,5	11	11	127	127	54	54	270	270								6,3	Basili et al., 2013
3825262540	38,5	26	38	26,5		13,5	7	7	127	127	54	54	270	270								6,3	Basili et al., 2013
3825262540	38,5	26	38	26,5		13,5	2	2	128	128	54	54	270	270								6,3	Basili et al., 2013
3825262540	38,5	26	38	26,5		13	7	7	129	129	64	64	345	345								6,3	Basili et al., 2013
3825262540	38,5	26	38	26,5		13	2	2	129	129	64	64	345	345								6,3	Basili et al., 2013
3825262540	38,5	26	38	26,5		13,5	11	11	130	130	54	54	270	270								6,3	Basili et al., 2013
3825262540	38,5	26	38	26,5		13,5	7	7	130	130	54	54	270	270								6,3	Basili et al., 2013
3825262540	38,5	26	38	26,5		13,5	2	2	130	130	54	54	270	270								6,3	Basili et al., 2013
3825262540	38,5	26	38	26,5			10	10	221	221	86	86	214	214								4,2	Kalafat MT Catalogue
3825262540	38,5	26	38	26,5			9	9	240	240	40	40	270	270								3,4	Hatzfeld et al., 2000
3825262540	38,5	26	38	26,5			2	26	240	154	62	86	324	354								7,5	Sorensen et al., 2012
3825262540	38,5	26	38	26,5			8	8	250	250	44	44	301	301								1,9	Hatzfeld et al., 2000
3825262540	38,5	26	38	26,5			2	26	253	261	45	61	227	239								7,5	Sorensen et al., 2012
3825262540	38,5	26	26,5	38			16	16	280	280	30	30	270	270	100	100	60	60	270	270		5,9	EMMA
3825262540	38,5	26	38	26,5			15	15	281	281	40	40	281	281	86	86	51	51	261	261		4,2	ISC MT Catalogue
3825262540	38,5	26	26,5	38			16	16	294	294	58	58	293	293	75	75	39	39	238	238		5,6	EMMA
3825262540	38,5	26	26,5	38			14	14	296	296	30	30	270	270	116	116	60	60	270	270		5,9	EMMA
3825262540	38,5	26	38	26,5			8	8	332	332	60	60	138	138								4,2	Kalafat MT Catalogue
3825262540	38,5	26	38	26,5																		6,5	Altinok et al., 2005
3825262540	38,5	26	38	26,5																		6,8	Compiled Historical Catalogue
3825262540	38,5	26	38	26,5																		6,4	Compiled Historical Catalogue
3825262540	38,5	26	38	26,5																		6,6	Compiled Historical Catalogue
3825262540	38,5	26	38	26,5																		6,8	Compiled Historical Catalogue
3825262540	38,5	26	38	26,5																		7,6	Koravos et al., 2003
3825262540	38,5	26	38	26,5																		6,8	Papaioannou and Papazachos, 2000
3825267540	38,5	26,5	38	27		13	2	2	0	0	85	85	180	180									Basili et al., 2013
3825267540	38,5	26,5	38	27		13	7	7	0	0	85	85	180	180									Basili et al., 2013
3825267540	38,5	26,5	38	27		13	11	11	0	0	85	85	180	180									Basili et al., 2013
3825267540	38,5	26,5	38	27		13	2	2	1	1	85	85	180	180									Basili et al., 2013
3825267540	38,5	26,5	38	27		13	7	7	1	1	85	85	180	180									Basili et al., 2013
3825267540	38,5	26,5	38	27		13	11	11	2	2	85	85	180	180									Basili et al., 2013
3825267540	38,5	26,5	38	27		13	2	2	6	6	85	85	180	180									Basili et al., 2013
3825267540	38,5	26,5	38	27		13	7	7	6	6	85	85	180	180									Basili et al., 2013
3825267540	38,5	26,5	38	27		13	2	2	6	6	85	85	180	180									Basili et al., 2013
3825267540	38,5	26,5	38	27		13	11	11	6	6	85	85	180	180									Basili et al., 2013
3825267540	38,5	26,5	38	27		13	7	7	6	6	85	85	180	180									Basili et al., 2013
3825267540	38,5	26,5	38	27		13	11	11	6	6	85	85	180	180									Basili et al., 2013
3825267540	38,5	26,5	38	27		13	2	2	10	10	85	85	180	180									Basili et al., 2013
3825267540	38,5	26,5	38	27		13	7	7	10	10	85	85	180	180									Basili et al., 2013
3825267540	38,5	26,5	38	27		13	11	11	10	10	85	85	180	180									Basili et al., 2013
3825267540	38,5	26,5	38	27		13	2	2	10	10	85	85	180	180									Basili et al., 2013
3825267540	38,5	26,5	38	27		13	7	7	10	10	85	85	180	180									Basili et al., 2013
3825267540	38,5	26,5	38	27		13	11	11	10	10	85	85	180	180									Basili et al., 2013
3825267540	38,5	26,5	38	27			10	10	14	14	87	87	185	185								5,6	Kalafat MT Catalogue
3825267540	38,5	26,5	38	27		13	2	2	15	15	80	80	180	180									Basili et al., 2013
3825267540	38,5	26,5	38	27		13	7	7	15	15	80	80	180	180									Basili et al., 2013
3825267540	38,5	26,5	38	27		13	2	2	15	15	80	80	180	180									Basili et al., 2013
3825267540	38,5	26,5	38	27		13	11	11	15	15	80	80	180	180									Basili et al., 2013
3825267540	38,5	26,5	38	27		13	7	7	15	15	80	80	180	180									Basili et al., 2013
3825267540	38,5	26,5	38	27		13	11	11	15	15	80	80	180	180									Basili et al., 2013
3825267540	38,5	26,5	38	27		13	2	2	28	28	80	80	180	180									Basili et al., 2013
3825267540	38,5	26,5	38	27		13	7	7	28	28	80	80	180	180									Basili et al., 2013
3825267540	38,5	26,5	38	27		13	11	11	28	28	80	80	180	180									Basili et al., 2013
3825267540	38,5	26,5	38	27		13	2	2	29	29	80	80	180	180									Basili et al., 2013
3825267540	38,5	26,5	38	27		13	7	7	29	29	80	80	180	180									Basili et al., 2013
3825267540	38,5	26,5	38	27		13	11	11	29	29	80	80	180	180									Basili et al., 2013
3825267540	38,5	26,5	38	27		13	2	2	40	40	80	80	180	180									Basili et al., 2013
3825267540	38,5	26,5	38	27		13	7	7	40	40	80	80	180	180									Basili et al., 2013
3825267540	38,5	26,5	38	27		13	11	11	40	40	80	80	180	180									Basili et al., 2013
3825267540	38,5	26,5	38	27			10	10	47	47	71	71	166	166								4,7	INGV RCMT Catalogue
3825267540	38,5	26,5	38	27			10	10	47	47	84	84	185	185								5,7	INGV RCMT Catalogue
3825267540	38,5	26,5	38	27			7	7	47	47	82	82	150	150								5,6	Kalafat MT Catalogue
3825267540	38,5	26,5	38	27			10	10	55	55	88	88	102	102								4,6	Kalafat MT Catalogue
3825267540	38,5	26,5	38	27			16,7	16,7	85	85	58	58	212	212	337	337	64	64	324	324		5	ISC MT Catalogue
3825267540	38,5	26,5	38	27		15	9	9	100	100	54	54	270	270								7	Basili et al., 2013
3825267540	38,5	26,5	38	27		15	6	6	100	100	54	54	270	270								7	Basili et al., 2013
3825267540	38,5	26,5	38	27		15	2	2	100	100	54	54	270	270								7	Basili et al., 2013
3825267540	38,5	26,5	38	27		15	9	9	100	100	54	54	270	270								7	Basili et al., 2013
3825267540	38,5	26,5	38	27		15	6	6	100	100	54	54	270	270								7	Basili et al., 2013
3825267540	38,5	26,5	38	27		15	2	2	100	100	54	54	270	270								7	Basili et al., 2013
3825267540	38,5	26,5	38	27		13	11	11	101	101	51	51	270	270									Basili et al., 2013
3825267540	38,5	26,5	38	27		13	7	7	101	101	51	51	270	270									Basili et al., 2013
3825267540	38,5	26,5	38	27		13	7	7	101	101	51	51	270	270									Basili et al., 2013
3825267540	38,5	26,5	38	27		13	2	2	101	101	51	51	270	270									Basili et al., 2013
3825267540	38,5	26,5	38	27		13	2	2	101	101	51	51	270	270									Basili et al., 2013
3825267540	38,5	26,5	38	27		15	9	9	105	105	54	54	270	270								7	Basili et al., 2013
3825267540	38,5	26,5	38	27		15	6	6	105	105	54	54	270	270								7	Basili et al., 2013
3825267540	38,5	26,5	38	27		15	2	2	105	105	54	54	270	270								7	Basili et al., 2013
3825267540	38,5	26,5	38	27			6	6	135	135	68	68	222	222								3,9	Kalafat MT Catalogue
3825267540	38,5	26,5	38	27			13	13	138	138	80	80	343	343								5,9	Kalafat MT Catalogue
3825267540	38,5	26,5	27	38			0	0	139	139	63	63	318	318	252	252	54	54	215	215		6,7	EMMA
3825267540	38,5	26,5	38	27			12	12	141	141	87	87	346	346								5,8	Kalafat MT Catalogue
3825267540	38,5	26,5	38	27			10	10	142	142	60	60	350	350								5,6	INGV RCMT Catalogue
3825267540	38,5	26,5	38	27			15	15	145	145	78	78	330	330								5,5	Kalafat MT Catalogue
3825267540	38,5	26,5	27	38			6	6	146	146	76	76	13	13	53	53	77	77	166	166		6	EMMA

Table B.1. Compiled moment tensor database for each analysis bin in 0-40 km depth.

3825267540	38,5	26,5	38	27			18	18	146	146	78	78	310	310								5,2	Kalafat MT Catalogue
3825267540	38,5	26,5	38	27			4	9	146	146	76	76	13	13	53	53	77	77	166	166			Kiratzi and Louvari, 2003
3825267540	38,5	26,5	38	27			6	6	146	146	76	76	13	13								6	Kiratzi et al., 2003
3825267540	38,5	26,5	38	27			17	17	147	147	77	77	355	355								5,9	Dziewonski et al., 1981
3825267540	38,5	26,5	38	27			15	15	147	147	79	79	350	350								4,9	ETHZ Moment Tensor Catalogue
3825267540	38,5	26,5	27	38			0	0	148	148	68	68	331	331	250	250	63	63	205	205		6,7	EMMA
3825267540	38,5	26,5	38	27			15	15	155	155	81	81	340	340	248	248	70	70	189	189		5,8	ISC MT Catalogue
3825267540	38,5	26,5	38	27			15	15	155	155	70	70	345	345	250	250	76	76	200	200		5,7	ISC MT Catalogue
3825267540	38,5	26,5	38	27			10	10	156	156	87	87	2	2	66	66	88	88	177	177		5,7	ISC MT Catalogue
3825267540	38,5	26,5	38	27			25	25	166	166	65	65	352	352								4,9	INGV RCMT Catalogue
3825267540	38,5	26,5	38	27		13	11	11	199	199	80	80	180	180									Basili et al., 2013
3825267540	38,5	26,5	38	27		13	7	7	199	199	80	80	180	180									Basili et al., 2013
3825267540	38,5	26,5	38	27		13	2	2	199	199	80	80	180	180									Basili et al., 2013
3825267540	38,5	26,5	38	27		13	11	11	199	199	80	80	180	180									Basili et al., 2013
3825267540	38,5	26,5	38	27		13	7	7	199	199	80	80	180	180									Basili et al., 2013
3825267540	38,5	26,5	38	27		13	11	11	199	199	80	80	180	180									Basili et al., 2013
3825267540	38,5	26,5	38	27		13	2	2	199	199	80	80	180	180									Basili et al., 2013
3825267540	38,5	26,5	38	27		13	7	7	199	199	80	80	180	180									Basili et al., 2013
3825267540	38,5	26,5	38	27		13	11	11	199	199	80	80	180	180									Basili et al., 2013
3825267540	38,5	26,5	38	27		13	2	2	199	199	80	80	180	180									Basili et al., 2013
3825267540	38,5	26,5	38	27		13	7	7	199	199	80	80	180	180									Basili et al., 2013
3825267540	38,5	26,5	38	27		13	2	2	199	199	80	80	180	180									Basili et al., 2013
3825267540	38,5	26,5	38	27		13	11	11	203	203	80	80	180	180									Basili et al., 2013
3825267540	38,5	26,5	38	27		13	7	7	203	203	80	80	180	180									Basili et al., 2013
3825267540	38,5	26,5	38	27		13	2	2	203	203	80	80	180	180									Basili et al., 2013
3825267540	38,5	26,5	38	27		13	11	11	218	218	80	80	180	180									Basili et al., 2013
3825267540	38,5	26,5	38	27		13	7	7	218	218	80	80	180	180									Basili et al., 2013
3825267540	38,5	26,5	38	27		13	2	2	218	218	80	80	180	180									Basili et al., 2013
3825267540	38,5	26,5	38	27		13	11	11	218	218	80	80	180	180									Basili et al., 2013
3825267540	38,5	26,5	38	27		13	7	7	218	218	80	80	180	180									Basili et al., 2013
3825267540	38,5	26,5	38	27		13	2	2	218	218	80	80	180	180									Basili et al., 2013
3825267540	38,5	26,5	38	27			10	10	228	228	74	74	182	182	138	138	88	88	344	344		5,9	ISC MT Catalogue
3825267540	38,5	26,5	38	27			12	12	231	231	76	76	183	183	141	141	87	87	346	346		5,8	ISC MT Catalogue
3825267540	38,5	26,5	38	27			12,9	12,9	231	231	73	73	191	191	138	138	80	80	343	343		5,8	ISC MT Catalogue
3825267540	38,5	26,5	38	27			15	15	239	239	80	80	191	191	147	147	79	79	350	350		4,8	ISC MT Catalogue
3825267540	38,5	26,5	27	38			0	0	240	240	70	70	207	207	140	140	65	65	338	338		6,7	EMMA
3825267540	38,5	26,5	38	27			10	10	240	240	82	82	173	173								5	INGV RCMT Catalogue
3825267540	38,5	26,5	38	27			2	26	240	154	62	86	324	354								7,5	Sorensen et al., 2012
3825267540	38,5	26,5	38	27			15,2	15,2	242	242	61	61	194	194	145	145	78	78	330	330		5,5	ISC MT Catalogue
3825267540	38,5	26,5	38	27					244	244	45	45	245	245									Moratto et al., 2007
3825267540	38,5	26,5	38	27			10	10	248	248	67	67	197	197								5,7	INGV RCMT Catalogue
3825267540	38,5	26,5	27	38			0	0	250	250	56	56	211	211	141	141	65	65	322	322		6,7	EMMA
3825267540	38,5	26,5	38	27			17,8	17,8	250	250	42	42	199	199	146	146	78	78	310	310		5,2	ISC MT Catalogue
3825267540	38,5	26,5	38	27			15	15	250	250	76	76	200	200								5,7	Kalafat MT Catalogue
3825267540	38,5	26,5	38	27			2	26	253	261	45	61	227	239								7,5	Sorensen et al., 2012
3825267540	38,5	26,5	38	27			15	15	255	255	58	58	236	236								5,4	Kalafat MT Catalogue
3825267540	38,5	26,5	38	27					261	261	45	45	205	205									Moratto et al., 2007
3825267540	38,5	26,5	27	38			0	0	262	262	63	63	220	220	151	151	55	55	327	327		6,7	EMMA
3825267540	38,5	26,5	38	27			6	6	265	265	81	81	61	61								5,7	Kalafat MT Catalogue
3825267540	38,5	26,5	38	27		6	5	5	267	267	50	50	270	270									Basili et al., 2013
3825267540	38,5	26,5	38	27		6	2	2	267	267	50	50	270	270									Basili et al., 2013
3825267540	38,5	26,5	38	27		6	5	5	267	267	50	50	270	270									Basili et al., 2013
3825267540	38,5	26,5	38	27		6	2	2	267	267	50	50	270	270									Basili et al., 2013
3825267540	38,5	26,5	38	27			10	10	326	326	82	82	18	18								4,7	Kalafat MT Catalogue
3825267540	38,5	26,5	38	27			10	10	327	327	85	85	41	41								4,5	Kalafat MT Catalogue
3825267540	38,5	26,5	38	27			10,4	10,4	328	328	80	80	3	3	238	238	87	87	170	170		5,8	ISC MT Catalogue
3825267540	38,5	26,5	38	27		13	2	2	353	353	61	61	234	234									Basili et al., 2013
3825267540	38,5	26,5	38	27		13	2	2	353	353	61	61	234	234									Basili et al., 2013
3825267540	38,5	26,5	38	27		13	2	2	353	353	61	61	234	234									Basili et al., 2013
3825267540	38,5	26,5	38	27		13	7	7	353	353	61	61	234	234									Basili et al., 2013
3825267540	38,5	26,5	38	27		13	7	7	353	353	61	61	234	234									Basili et al., 2013
3825267540	38,5	26,5	38	27		13	7	7	353	353	61	61	234	234									Basili et al., 2013
3825267540	38,5	26,5	38	27		13	11	11	353	353	61	61	234	234									Basili et al., 2013
3825267540	38,5	26,5	38	27		13	11	11	353	353	61	61	234	234									Basili et al., 2013
3825267540	38,5	26,5	38	27		13	11	11	353	353	61	61	234	234									Basili et al., 2013
3825267540	38,5	26,5	38	27		13	2	2	357	357	85	85	180	180									Basili et al., 2013
3825267540	38,5	26,5	38	27		13	7	7	357	357	85	85	180	180									Basili et al., 2013
3825267540	38,5	26,5	38	27		13	11	11	357	357	85	85	180	180									Basili et al., 2013
3825267540	38,5	26,5	38	27																		6,4	Compiled Historical Catalogue
3825272540	38,5	27	38	27,5		13	2	2	12	12	80	80	180	180									Basili et al., 2013
3825272540	38,5	27	38	27,5		13	7	7	12	12	80	80	180	180									Basili et al., 2013
3825272540	38,5	27	38	27,5		13	11	11	12	12	80	80	180	180									Basili et al., 2013
3825272540	38,5	27	38	27,5		13	2	2	16	16	80	80	180	180									Basili et al., 2013
3825272540	38,5	27	38	27,5		13	7	7	16	16	80	80	180	180									Basili et al., 2013
3825272540	38,5	27	38	27,5		13	11	11	16	16	80	80	180	180									Basili et al., 2013
3825272540	38,5	27	38	27,5		13	2	2	29	29	80	80	180	180									Basili et al., 2013
3825272540	38,5	27	38	27,5		13	7	7	29	29	80	80	180	180									Basili et al., 2013
3825272540	38,5	27	38	27,5		13	11	11	29	29	80	80	180	180									Basili et al., 2013
3825272540	38,5	27	38	27,5		13	2	2	31	31	80	80	180	180									Basili et al., 2013
3825272540	38,5	27	38	27,5		13	7	7	31	31	80	80	180	180									Basili et al., 2013
3825272540	38,5	27	38	27,5		13	11	11	31	31	80	80	180	180									Basili et al., 2013
3825272540	38,5	27	38	27,5		13	2	2	42	42	80	80	180	180									Basili et al., 2013
3825272540	38,5	27	38	27,5		13	7	7	42	42	80	80	180	180									Basili et al., 2013
3825272540	38,5	27	38	27,5		13	11	11	42	42	80	80	180	180									Basili et al., 2013
3825272540	38,5	27	27,5	38			0	0	85	85	24	24	233	233	304	304	71	71	285	285		5,2	EMMA
3825272540	38,5	27	27,5	38			0	0	85	85	24	24	233	233	304	304	71	71	285	285		5,6	EMMA
3825272540	38,5	27	38	27,5			0	0	85	85	24	24	233	233								5,6	Zanchi and Angelier, 1993
3825272540	38,5	27	27,5	38			0	0	90	90	45	45	270	270	270	270	45	45	270	270		6,4	EMMA
3825272540	38,5	27	27,5	38			0	0	90	90	45	45	270	270	270	270	45	45	270	270		6,4	EMMA
3825272540	38,5	27	38	27,5			0	0	90	90	45	45	270	270								6,5	Jackson et al., 1992
3825272540	38,5	27	38	27,5		12	10	10	93	93	51	51	270	270									Basili et al., 2013
3825272540	38,5	27	38	27,5		12	6	6	93	93	51	51	270	270									Basili et al., 2013
3825272540	38,5	27	38	27,5		12	2	2	93	93	51	51	270	270									Basili et al., 2013
3825272540	38,5	27	38	27,5		12	10	10	93	93	51	51	270	270									Basili et al., 2013

Table B.1. Compiled moment tensor database for each analysis bin in 0-40 km depth.

3825272540	38,5	27	38	27,5		12	6	6	93	93	51	51	270	270								Basili et al., 2013
3825272540	38,5	27	38	27,5		12	2	2	93	93	51	51	270	270								Basili et al., 2013
3825272540	38,5	27	38	27,5		13	7	7	120	120	50	50	270	270								Basili et al., 2013
3825272540	38,5	27	38	27,5		13	2	2	120	120	50	50	270	270								Basili et al., 2013
3825272540	38,5	27	38	27,5		12	10	10	121	121	51	51	270	270								Basili et al., 2013
3825272540	38,5	27	38	27,5		12	10	10	121	121	51	51	270	270								Basili et al., 2013
3825272540	38,5	27	38	27,5		12	6	6	121	121	51	51	270	270								Basili et al., 2013
3825272540	38,5	27	38	27,5		12	6	6	121	121	51	51	270	270								Basili et al., 2013
3825272540	38,5	27	38	27,5		12	2	2	121	121	51	51	270	270								Basili et al., 2013
3825272540	38,5	27	38	27,5		12	2	2	121	121	51	51	270	270								Basili et al., 2013
3825272540	38,5	27	38	27,5		13	2	2	138	138	51	51	270	270								Basili et al., 2013
3825272540	38,5	27	27,5	38			0	0	148	148	65	65	333	333	250	250	65	65	207	207	5,2	EMMA
3825272540	38,5	27	27,5	38			0	0	148	148	65	65	333	333	250	250	66	66	208	208	5,6	EMMA
3825272540	38,5	27	38	27,5			0	0	148	148	65	65	333	333							5,6	Zanchi and Angelier, 1993
3825272540	38,5	27	38	27,5			10	10	159	159	57	57	337	337							5	INGV RCMT Catalogue
3825272540	38,5	27	38	27,5			12	12	167	167	90	90	349	349	257	257	79	79	180	180	5,1	ISC MT Catalogue
3825272540	38,5	27	38	27,5			6	6	250	250	40	40	317	317							1,8	Hatzfeld et al., 2000
3825272540	38,5	27	38	27,5		6	5	5	250	250	50	50	270	270								Basili et al., 2013
3825272540	38,5	27	38	27,5		6	2	2	250	250	50	50	270	270								Basili et al., 2013
3825272540	38,5	27	38	27,5		6	5	5	255	255	50	50	270	270								Basili et al., 2013
3825272540	38,5	27	38	27,5		6	2	2	255	255	50	50	270	270								Basili et al., 2013
3825272540	38,5	27	38	27,5		6	5	5	256	256	50	50	270	270								Basili et al., 2013
3825272540	38,5	27	38	27,5		6	2	2	256	256	50	50	270	270								Basili et al., 2013
3825272540	38,5	27	38	27,5		6	5	5	266	266	50	50	270	270								Basili et al., 2013
3825272540	38,5	27	38	27,5		6	5	5	266	266	50	50	270	270								Basili et al., 2013
3825272540	38,5	27	38	27,5		6	2	2	266	266	50	50	270	270								Basili et al., 2013
3825272540	38,5	27	38	27,5		6	2	2	266	266	50	50	270	270								Basili et al., 2013
3825272540	38,5	27	27,5	38			34	34	304	304	70	70	284	284	88	88	24	24	236	236	5,6	EMMA
3825272540	38,5	27	38	27,5			11	11	340	340	55	55	276	276							3,5	Hatzfeld et al., 2000
3775232540	38	23	37,5	23,5			10	10	39	39	55	55	246	246							6,3	Kalafat MT Catalogue
3775232540	38	23	23,5	37,5			17	17	49	49	70	70	180	180	320	320	89	89	341	341	2,8	EMMA
3775232540	38	23	37,5	23,5			17	17	49	49	70	70	180	180							2,9	Hatzfeld et al., 1993
3775232540	38	23	37,5	23,5			15	15	58	58	54	54	245	245							5,5	Kalafat MT Catalogue
3775232540	38	23	37,5	23,5			6	34	68	92	34	60	231	297							8	Sorensen et al., 2012
3775232540	38	23	37,5	23,5			6	34	70	76	57	89	181	215							8	Sorensen et al., 2012
3775232540	38	23	37,5	23,5		13	11	11	90	90	55	55	270	270							6,5	Basili et al., 2013
3775232540	38	23	37,5	23,5		13	7	7	90	90	55	55	270	270							6,5	Basili et al., 2013
3775232540	38	23	37,5	23,5		13	2	2	90	90	55	55	270	270							6,5	Basili et al., 2013
3775232540	38	23	37,5	23,5		13	11	11	95	95	55	55	270	270							6,5	Basili et al., 2013
3775232540	38	23	37,5	23,5		13	7	7	95	95	55	55	270	270							6,5	Basili et al., 2013
3775232540	38	23	37,5	23,5		13	2	2	95	95	55	55	270	270							6,5	Basili et al., 2013
3775232540	38	23	37,5	23,5		13	11	11	95	95	55	55	270	270							6,5	Basili et al., 2013
3775232540	38	23	37,5	23,5		13	7	7	95	95	55	55	270	270							6,5	Basili et al., 2013
3775232540	38	23	37,5	23,5		13	2	2	95	95	55	55	270	270							6,5	Basili et al., 2013
3775232540	38	23	37,5	23,5		12,5	10	10	96	96	55	55	270	270							6,3	Basili et al., 2013
3775232540	38	23	37,5	23,5		12,5	6	6	96	96	55	55	270	270							6,3	Basili et al., 2013
3775232540	38	23	37,5	23,5		12,5	2	2	96	96	55	55	270	270							6,3	Basili et al., 2013
3775232540	38	23	37,5	23,5		13	11	11	110	110	55	55	270	270							6,5	Basili et al., 2013
3775232540	38	23	37,5	23,5		13	7	7	110	110	55	55	270	270							6,5	Basili et al., 2013
3775232540	38	23	37,5	23,5		13	2	2	110	110	55	55	270	270							6,5	Basili et al., 2013
3775232540	38	23	23,5	37,5			13	13	160	160	49	49	90	90	339	339	40	40	90	90	2,8	EMMA
3775232540	38	23	37,5	23,5			13	13	160	160	49	49	90	90							2,9	Hatzfeld et al., 1993
3775232540	38	23	37,5	23,5			6	34	216	250	64	88	160	176							8	Sorensen et al., 2012
3775232540	38	23	37,5	23,5			15	15	235	235	40	40	235	235							5,5	Benetatos et al., 2004
3775232540	38	23	37,5	23,5			15	15	235	235	40	40	235	235							5,5	Benetatos et al., 2004
3775232540	38	23	23,5	37,5			15	15	235	235	40	40	235	235	97	97	58	58	295	295	5,5	EMMA
3775232540	38	23	37,5	23,5			6	34	235	251	69	77	186	204							8	Sorensen et al., 2012
3775232540	38	23	23,5	37,5			0	0	241	241	38	38	235	235	103	103	60	60	294	294	5,2	EMMA
3775232540	38	23	37,5	23,5			6	34	252	286	40	54	221	291							8	Sorensen et al., 2012
3775232540	38	23	37,5	23,5		13	11	11	262	262	55	55	265	265							6,6	Basili et al., 2013
3775232540	38	23	37,5	23,5		13	7	7	262	262	55	55	265	265							6,6	Basili et al., 2013
3775232540	38	23	37,5	23,5		13	2	2	262	262	55	55	265	265							6,6	Basili et al., 2013
3775232540	38	23	37,5	23,5			15	15	262	262	50	50	265	265							5,4	Kalafat MT Catalogue
3775232540	38	23	23,5	37,5			0	0	264	264	42	42	280	280	71	71	49	49	261	261	6,2	EMMA
3775232540	38	23	23,5	37,5			0	0	264	264	42	42	280	280	71	71	49	49	261	261	6,2	EMMA
3775232540	38	23	37,5	23,5			0	0	264	264	42	42	280	280							6,3	Jackson et al., 1992
3775232540	38	23	37,5	23,5					266	266	48	48	282	282								Moratto et al., 2007
3775232540	38	23	37,5	23,5		13	11	11	269	269	55	55	265	265							6,6	Basili et al., 2013
3775232540	38	23	37,5	23,5		13	7	7	269	269	55	55	265	265							6,6	Basili et al., 2013
3775232540	38	23	37,5	23,5		13	2	2	269	269	55	55	265	265							6,6	Basili et al., 2013
3775232540	38	23	37,5	23,5		13	2	2	273	273	55	55	265	265							6,6	Basili et al., 2013
3775232540	38	23	37,5	23,5		13	7	7	273	273	55	55	265	265							6,6	Basili et al., 2013
3775232540	38	23	37,5	23,5		13	11	11	273	273	55	55	265	265							6,6	Basili et al., 2013
3775232540	38	23	23,5	37,5			12	12	290	290	30	30	270	270	109	109	60	60	270	270	3,1	EMMA
3775232540	38	23	37,5	23,5			11	11	290	290	30	30	270	270							3,1	Hatzfeld et al., 1993
3775232540	38	23	23,5	37,5			18	18	295	295	60	60	270	270	115	115	30	30	270	270	3,2	EMMA
3775232540	38	23	37,5	23,5			17	17	295	295	60	60	270	270							3,2	Hatzfeld et al., 1993
3775232540	38	23	37,5	23,5			0	0	300	300	75	75	160	160							5,4	Papazachos and Delibasis, 1969
3775232540	38	23	23,5	37,5			0	0	300	300	75	75	160	160	35	35	70	70	16	16	5,4	EMMA
3775232540	38	23	37,5	23,5																		Compiled Historical Catalogue
3775232540	38	23	37,5	23,5																	6,5	Papaioannou and Papazachos, 2000
3775237540	38	23,5	37,5	24			6	34	68	92	34	60	231	297							8	Sorensen et al., 2012
3775237540	38	23,5	37,5	24			6	34	70	76	57	89	181	215							8	Sorensen et al., 2012
3775237540	38	23,5	37,5	24					80	80	48	48	282	282								Moratto et al., 2007
3775237540	38	23,5	37,5	24			15	15	116	116	39	39	279	279	284	284	52	52	262	262	6	ISC MT Catalogue
3775237540	38	23,5	37,5	24			6	34	216	250	64	88	160	176							8	Sorensen et al., 2012
3775237540	38	23,5	37,5	24			6	34	235	251	69	77	186	204							8	Sorensen et al., 2012
3775237540	38	23,5	37,5	24			6	34	252	286	40	54	221	291							8	Sorensen et al., 2012
3775237540	38	23,5	37,5	24					266	266	48	48	282	282								Moratto et al., 2007
3775237540	38	23,5	37,5	24			15	15	284	284	52	52	262	262							6	Kalafat MT Catalogue
3775237540	38	23,5	37,5	24																	7,2	Koravos et al., 2003
3775237540	38	23,5	37,5	24																	6,4	Papaioannou and Papazachos, 2000
3775237540	38	23,5	37,5	24																	6,5	Papaioannou and Papazachos, 2000
3775242540	38	24	37,5	24,5			6	34	68	92	34	60	231	297							8	Sorensen et al., 2012

Table B.1. Compiled moment tensor database for each analysis bin in 0-40 km depth.

3775242540	38	24	37,5	24,5			6	34	70	76	57	89	181	215								8	Sorensen et al., 2012
3775242540	38	24	37,5	24,5					80	80	48	48	282	282									Moratto et al., 2007
3775242540	38	24	37,5	24,5			6	34	216	250	64	88	160	176								8	Sorensen et al., 2012
3775242540	38	24	37,5	24,5			18	18	224	224	41	41	168	168								4,8	Bernardi et al., 2004
3775242540	38	24	37,5	24,5			6	34	235	251	69	77	186	204								8	Sorensen et al., 2012
3775242540	38	24	37,5	24,5			6	34	252	286	40	54	221	291								8	Sorensen et al., 2012
3775242540	38	24	37,5	24,5																		7,6	Koravos et al., 2003
3775242540	38	24	37,5	24,5																		6,4	Papaioannou and Papazachos, 2000
3775247540	38	24,5	37,5	25			6	34	68	92	34	60	231	297								8	Sorensen et al., 2012
3775247540	38	24,5	37,5	25			6	34	70	76	57	89	181	215								8	Sorensen et al., 2012
3775247540	38	24,5	37,5	25					80	80	48	48	282	282									Moratto et al., 2007
3775247540	38	24,5	37,5	25			6	34	216	250	64	88	160	176								8	Sorensen et al., 2012
3775247540	38	24,5	37,5	25			6	34	235	251	69	77	186	204								8	Sorensen et al., 2012
3775247540	38	24,5	37,5	25			6	34	252	286	40	54	221	291								8	Sorensen et al., 2012
3775247540	38	24,5	37,5	25																		6,4	Papaioannou and Papazachos, 2000
3775252540	38	25	37,5	25,5			6	34	68	92	34	60	231	297								8	Sorensen et al., 2012
3775252540	38	25	37,5	25,5			6	34	70	76	57	89	181	215								8	Sorensen et al., 2012
3775252540	38	25	37,5	25,5			6	34	216	250	64	88	160	176								8	Sorensen et al., 2012
3775252540	38	25	37,5	25,5			6	34	235	251	69	77	186	204								8	Sorensen et al., 2012
3775252540	38	25	37,5	25,5			6	34	252	286	40	54	221	291								8	Sorensen et al., 2012
3775252540	38	25	37,5	25,5																		7,6	Koravos et al., 2003
3775252540	38	25	37,5	25,5																		6,3	Papaioannou and Papazachos, 2000
3775257540	38	25,5	37,5	26		14	12	12	132	132	59	59	335	335								6,7	Basili et al., 2013
3775257540	38	25,5	37,5	26		14	8	8	132	132	59	59	335	335								6,7	Basili et al., 2013
3775257540	38	25,5	37,5	26		14	3	3	132	132	59	59	335	335								6,7	Basili et al., 2013
3775257540	38	25,5	37,5	26		14	12	12	136	136	59	59	335	335								6,7	Basili et al., 2013
3775257540	38	25,5	37,5	26		14	8	8	136	136	59	59	335	335								6,7	Basili et al., 2013
3775257540	38	25,5	37,5	26		14	3	3	136	136	59	59	335	335								6,7	Basili et al., 2013
3775257540	38	25,5	37,5	26		14	12	12	136	136	59	59	335	335								6,7	Basili et al., 2013
3775257540	38	25,5	37,5	26		14	8	8	136	136	59	59	335	335								6,7	Basili et al., 2013
3775257540	38	25,5	37,5	26		14	3	3	136	136	59	59	335	335								6,7	Basili et al., 2013
3775257540	38	25,5	37,5	26		14	12	12	142	142	59	59	335	335								6,7	Basili et al., 2013
3775257540	38	25,5	37,5	26		14	8	8	142	142	59	59	335	335								6,7	Basili et al., 2013
3775257540	38	25,5	37,5	26		14	3	3	142	142	59	59	335	335								6,7	Basili et al., 2013
3775257540	38	25,5	37,5	26		14	12	12	143	143	59	59	335	335								6,7	Basili et al., 2013
3775257540	38	25,5	37,5	26		14	8	8	143	143	59	59	335	335								6,7	Basili et al., 2013
3775257540	38	25,5	37,5	26		14	3	3	143	143	59	59	335	335								6,7	Basili et al., 2013
3775257540	38	25,5	37,5	26		14	12	12	143	143	59	59	335	335								6,7	Basili et al., 2013
3775257540	38	25,5	37,5	26		14	8	8	143	143	59	59	335	335								6,7	Basili et al., 2013
3775257540	38	25,5	37,5	26		14	3	3	143	143	59	59	335	335								6,7	Basili et al., 2013
3775257540	38	25,5	37,5	26		14	12	12	144	144	59	59	335	335								6,7	Basili et al., 2013
3775257540	38	25,5	37,5	26		14	8	8	144	144	59	59	335	335								6,7	Basili et al., 2013
3775257540	38	25,5	37,5	26		14	3	3	144	144	59	59	335	335								6,7	Basili et al., 2013
3775257540	38	25,5	37,5	26		14,5	13	13	229	229	69	69	235	235								6,8	Basili et al., 2013
3775257540	38	25,5	37,5	26		14,5	8	8	229	229	69	69	235	235								6,8	Basili et al., 2013
3775257540	38	25,5	37,5	26		14,5	3	3	229	229	69	69	235	235								6,8	Basili et al., 2013
3775257540	38	25,5	37,5	26		14,5	13	13	230	230	69	69	235	235								6,8	Basili et al., 2013
3775257540	38	25,5	37,5	26		14,5	8	8	230	230	69	69	235	235								6,8	Basili et al., 2013
3775257540	38	25,5	37,5	26		14,5	3	3	230	230	69	69	235	235								6,8	Basili et al., 2013
3775257540	38	25,5	37,5	26		14,5	13	13	231	231	68	68	235	235								6,8	Basili et al., 2013
3775257540	38	25,5	37,5	26		14,5	8	8	231	231	68	68	235	235								6,8	Basili et al., 2013
3775257540	38	25,5	37,5	26		14,5	3	3	231	231	68	68	235	235								6,8	Basili et al., 2013
3775257540	38	25,5	37,5	26		12	10	10	232	232	80	80	214	214									Basili et al., 2013
3775257540	38	25,5	37,5	26		12	10	10	232	232	80	80	214	214									Basili et al., 2013
3775257540	38	25,5	37,5	26		12	4	4	232	232	80	80	214	214									Basili et al., 2013
3775257540	38	25,5	37,5	26		12	10	10	232	232	80	80	214	214									Basili et al., 2013
3775257540	38	25,5	37,5	26		12	4	4	232	232	80	80	214	214									Basili et al., 2013
3775257540	38	25,5	37,5	26		12	10	10	232	232	80	80	214	214									Basili et al., 2013
3775257540	38	25,5	37,5	26		12	4	4	232	232	80	80	214	214									Basili et al., 2013
3775257540	38	25,5	37,5	26		12	10	10	232	232	80	80	214	214									Basili et al., 2013
3775257540	38	25,5	37,5	26		12	4	4	232	232	80	80	214	214									Basili et al., 2013
3775257540	38	25,5	37,5	26		14,5	13	13	238	238	68	68	235	235								6,8	Basili et al., 2013
3775257540	38	25,5	37,5	26			2	26	240	154	62	86	324	354								7,5	Sorensen et al., 2012
3775257540	38	25,5	37,5	26			2	26	253	261	45	61	227	239								7,5	Sorensen et al., 2012
3775257540	38	25,5	37,5	26			22	22	260	260	84	84	206	206								4,9	Kalafat MT Catalogue
3775257540	38	25,5	37,5	26																		6,8	Compiled Historical Catalogue
3775257540	38	25,5	37,5	26																		6,6	Compiled Historical Catalogue
3775257540	38	25,5	37,5	26																		7,6	Koravos et al., 2003
3775257540	38	25,5	37,5	26																		6,3	Papaioannou and Papazachos, 2000
3775262540	38	26	37,5	26,5		14,5	13	13	218	218	68	68	225	225								6,9	Basili et al., 2013
3775262540	38	26	37,5	26,5		14,5	8	8	218	218	68	68	225	225								6,9	Basili et al., 2013
3775262540	38	26	37,5	26,5		14,5	3	3	218	218	68	68	225	225								6,9	Basili et al., 2013
3775262540	38	26	37,5	26,5		14,5	13	13	218	218	68	68	225	225								6,9	Basili et al., 2013
3775262540	38	26	37,5	26,5		14,5	8	8	218	218	68	68	225	225								6,9	Basili et al., 2013
3775262540	38	26	37,5	26,5		14,5	3	3	218	218	68	68	225	225								6,9	Basili et al., 2013
3775262540	38	26	37,5	26,5		14,5	13	13	220	220	68	68	225	225								6,9	Basili et al., 2013
3775262540	38	26	37,5	26,5		14,5	8	8	220	220	68	68	225	225								6,9	Basili et al., 2013
3775262540	38	26	37,5	26,5		14,5	3	3	220	220	68	68	225	225								6,9	Basili et al., 2013
3775262540	38	26	37,5	26,5		14,5	13	13	220	220	68	68	225	225								6,9	Basili et al., 2013
3775262540	38	26	37,5	26,5		14,5	13	13	221	221	68	68	225	225								6,9	Basili et al., 2013
3775262540	38	26	37,5	26,5		14,5	8	8	221	221	68	68	225	225								6,9	Basili et al., 2013
3775262540	38	26	37,5	26,5		14,5	3	3	221	221	68	68	225	225								6,9	Basili et al., 2013
3775262540	38	26	37,5	26,5		14,5	13	13	221	221	68	68	225	225								6,9	Basili et al., 2013
3775262540	38	26	37,5	26,5		14,5	13	13	222	222	68	68	225	225								6,9	Basili et al., 2013
3775262540	38	26	37,5	26,5		14,5	8	8	222	222	68	68	225	225								6,9	Basili et al., 2013
3775262540	38	26	37,5	26,5		14,5	3	3	222	222	68	68	225	225								6,9	Basili et al., 2013
3775262540	38	26	37,5	26,5		14,5	13	13	223	223	68	68	225	225								6,9	Basili et al., 2013
3775262540	38	26	37,5	26,5		14,5	8	8	223	223	68	68	225	225								6,9	Basili et al., 2013
3775262540	38	26	37,5	26,5		14,5	3	3	223	223	68	68	225	225								6,9	Basili et al., 2013
3775262540	38	26	37,5	26,5		12	10	10	232	232	80	80	214	214									Basili et al., 2013
3775262540	38	26	37,5	26,5		12	4	4	232	232	80	80	214	214									Basili et al., 2013
3775262540	38	26	37,5	26,5		12	10	10	232	232	80	80	214	214									Basili et al., 2013

Table B.1. Compiled moment tensor database for each analysis bin in 0-40 km depth.

3775262540	38	26	37,5	26,5		12	4	4	232	232	80	80	214	214								Basili et al., 2013
3775262540	38	26	37,5	26,5		12	10	10	232	232	80	80	214	214								Basili et al., 2013
3775262540	38	26	37,5	26,5		12	4	4	232	232	80	80	214	214								Basili et al., 2013
3775262540	38	26	37,5	26,5		12	10	10	232	232	80	80	214	214								Basili et al., 2013
3775262540	38	26	37,5	26,5		12	4	4	232	232	80	80	214	214								Basili et al., 2013
3775262540	38	26	37,5	26,5		12	10	10	232	232	80	80	214	214								Basili et al., 2013
3775262540	38	26	37,5	26,5		12	4	4	232	232	80	80	214	214								Basili et al., 2013
3775262540	38	26	37,5	26,5		12	10	10	232	232	80	80	214	214								Basili et al., 2013
3775262540	38	26	37,5	26,5		12	4	4	232	232	80	80	214	214								Basili et al., 2013
3775262540	38	26	37,5	26,5		12	10	10	232	232	80	80	214	214								Basili et al., 2013
3775262540	38	26	37,5	26,5		12	4	4	232	232	80	80	214	214								Basili et al., 2013
3775262540	38	26	37,5	26,5		12	4	4	232	232	80	80	214	214								Basili et al., 2013
3775262540	38	26	37,5	26,5		14,5	8	8	238	238	68	68	235	235							6,8	Basili et al., 2013
3775262540	38	26	37,5	26,5		14,5	3	3	238	238	68	68	235	235							6,8	Basili et al., 2013
3775262540	38	26	37,5	26,5			2	26	240	154	62	86	324	354							7,5	Sorensen et al., 2012
3775262540	38	26	37,5	26,5		14,5	13	13	247	247	68	68	235	235							6,8	Basili et al., 2013
3775262540	38	26	37,5	26,5		14,5	8	8	247	247	68	68	235	235							6,8	Basili et al., 2013
3775262540	38	26	37,5	26,5		14,5	3	3	247	247	68	68	235	235							6,8	Basili et al., 2013
3775262540	38	26	37,5	26,5		14,5	13	13	248	248	68	68	235	235							6,8	Basili et al., 2013
3775262540	38	26	37,5	26,5		14,5	8	8	248	248	68	68	235	235							6,8	Basili et al., 2013
3775262540	38	26	37,5	26,5		14,5	3	3	248	248	68	68	235	235							6,8	Basili et al., 2013
3775262540	38	26	37,5	26,5		14,5	13	13	249	249	68	68	235	235							6,8	Basili et al., 2013
3775262540	38	26	37,5	26,5		14,5	8	8	249	249	68	68	235	235							6,8	Basili et al., 2013
3775262540	38	26	37,5	26,5		14,5	3	3	249	249	68	68	235	235							6,8	Basili et al., 2013
3775262540	38	26	37,5	26,5		14,5	13	13	253	253	68	68	235	235							6,8	Basili et al., 2013
3775262540	38	26	37,5	26,5		14,5	8	8	253	253	68	68	235	235							6,8	Basili et al., 2013
3775262540	38	26	37,5	26,5		14,5	3	3	253	253	68	68	235	235							6,8	Basili et al., 2013
3775262540	38	26	37,5	26,5		14,5	13	13	253	253	68	68	235	235							6,8	Basili et al., 2013
3775262540	38	26	37,5	26,5		14,5	8	8	253	253	68	68	235	235							6,8	Basili et al., 2013
3775262540	38	26	37,5	26,5		14,5	3	3	253	253	68	68	235	235							6,8	Basili et al., 2013
3775262540	38	26	37,5	26,5			15	15	253	253	59	59	240	240							5,8	Kalafat MT Catalogue
3775262540	38	26	37,5	26,5			2	26	253	261	45	61	227	239							7,5	Sorensen et al., 2012
3775262540	38	26	37,5	26,5		14,5	13	13	263	263	69	69	235	235							6,8	Basili et al., 2013
3775262540	38	26	37,5	26,5		14,5	8	8	263	263	69	69	235	235							6,8	Basili et al., 2013
3775262540	38	26	37,5	26,5		14,5	3	3	263	263	69	69	235	235							6,8	Basili et al., 2013
3775262540	38	26	37,5	26,5																	6,8	Compiled Historical Catalogue
3775262540	38	26	37,5	26,5																	6,6	Compiled Historical Catalogue
3775262540	38	26	37,5	26,5																	7,6	Koravos et al., 2003
3775262540	38	26	37,5	26,5																	6,3	Papaioannou and Papazachos, 2000
3775267540	38	26,5	27	37,5			22	22	10	10	49	49	108	108	164	164	42	42	70	70	3,6	EMMA
3775267540	38	26,5	37,5	27			21	21	10	10	49	49	108	108							3,6	Hatzfeld et al., 1993
3775267540	38	26,5	37,5	27			0	0	42	42	75	75	172	172							5,1	Horasan et al., 2002
3775267540	38	26,5	37,5	27		15	2	2	77	77	60	60	265	265							6,6	Basili et al., 2013
3775267540	38	26,5	37,5	27		15	6	6	77	77	60	60	265	265							6,6	Basili et al., 2013
3775267540	38	26,5	37,5	27		15	9	9	77	77	60	60	265	265							6,6	Basili et al., 2013
3775267540	38	26,5	37,5	27		15	13	13	77	77	60	60	265	265							6,6	Basili et al., 2013
3775267540	38	26,5	37,5	27		15	2	2	83	83	59	59	265	265							6,6	Basili et al., 2013
3775267540	38	26,5	37,5	27		15	6	6	83	83	59	59	265	265							6,6	Basili et al., 2013
3775267540	38	26,5	37,5	27		15	9	9	83	83	59	59	265	265							6,6	Basili et al., 2013
3775267540	38	26,5	37,5	27		15	13	13	83	83	59	59	265	265							6,6	Basili et al., 2013
3775267540	38	26,5	37,5	27		15	2	2	90	90	59	59	265	265							6,6	Basili et al., 2013
3775267540	38	26,5	37,5	27		15	13	13	90	90	59	59	265	265							6,6	Basili et al., 2013
3775267540	38	26,5	37,5	27		15	9	9	90	90	59	59	265	265							6,6	Basili et al., 2013
3775267540	38	26,5	37,5	27		15	6	6	90	90	59	59	265	265							6,6	Basili et al., 2013
3775267540	38	26,5	37,5	27		15	13	13	97	97	59	59	265	265							6,6	Basili et al., 2013
3775267540	38	26,5	37,5	27		15	9	9	97	97	59	59	265	265							6,6	Basili et al., 2013
3775267540	38	26,5	37,5	27		15	6	6	97	97	59	59	265	265							6,6	Basili et al., 2013
3775267540	38	26,5	37,5	27		15	2	2	97	97	59	59	265	265							6,6	Basili et al., 2013
3775267540	38	26,5	37,5	27		15	13	13	100	100	54	54	270	270							7	Basili et al., 2013
3775267540	38	26,5	37,5	27		15	13	13	100	100	54	54	270	270							7	Basili et al., 2013
3775267540	38	26,5	37,5	27		13	11	11	101	101	51	51	270	270								Basili et al., 2013
3775267540	38	26,5	37,5	27		15	13	13	102	102	59	59	265	265							6,6	Basili et al., 2013
3775267540	38	26,5	37,5	27		15	9	9	102	102	59	59	265	265							6,6	Basili et al., 2013
3775267540	38	26,5	37,5	27		15	6	6	102	102	59	59	265	265							6,6	Basili et al., 2013
3775267540	38	26,5	37,5	27		15	2	2	102	102	59	59	265	265							6,6	Basili et al., 2013
3775267540	38	26,5	37,5	27		15	13	13	104	104	59	59	265	265							6,6	Basili et al., 2013
3775267540	38	26,5	37,5	27		15	9	9	104	104	59	59	265	265							6,6	Basili et al., 2013
3775267540	38	26,5	37,5	27		15	6	6	104	104	59	59	265	265							6,6	Basili et al., 2013
3775267540	38	26,5	37,5	27		15	2	2	104	104	59	59	265	265							6,6	Basili et al., 2013
3775267540	38	26,5	37,5	27		15	13	13	105	105	54	54	270	270							7	Basili et al., 2013
3775267540	38	26,5	37,5	27			12	12	105	105	36	36	270	270	285	285	54	54	270	270	5,1	ISC MT Catalogue
3775267540	38	26,5	37,5	27		15	13	13	106	106	59	59	265	265							6,6	Basili et al., 2013
3775267540	38	26,5	37,5	27		15	9	9	106	106	59	59	265	265							6,6	Basili et al., 2013
3775267540	38	26,5	37,5	27		15	6	6	106	106	59	59	265	265							6,6	Basili et al., 2013
3775267540	38	26,5	37,5	27		15	2	2	106	106	59	59	265	265							6,6	Basili et al., 2013
3775267540	38	26,5	37,5	27			14	14	120	120	87	87	337	337							4,1	Kalafat MT Catalogue
3775267540	38	26,5	37,5	27			9	9	122	122	61	61	273	273	296	296	29	29	264	264	4,4	ISC MT Catalogue
3775267540	38	26,5	37,5	27			15	15	127	127	59	59	298	298							5,4	Kalafat MT Catalogue
3775267540	38	26,5	37,5	27			15	15	138	138	82	82	345	345	231	231	75	75	188	188	4,6	ISC MT Catalogue
3775267540	38	26,5	37,5	27			24,5	24,5	147	147	77	77	355	355	238	238	85	85	193	193	6	ISC MT Catalogue
3775267540	38	26,5	37,5	27			15	15	156	156	50	50	345	345	256	256	78	78	222	222	5,2	ISC MT Catalogue
3775267540	38	26,5	37,5	27			18	18	211	211	62	62	260	260							4,4	Kalafat MT Catalogue
3775267540	38	26,5	37,5	27		14,5	13	13	211	211	68	68	225	225							6,9	Basili et al., 2013
3775267540	38	26,5	37,5	27		14,5	8	8	211	211	68	68	225	225							6,9	Basili et al., 2013
3775267540	38	26,5	37,5	27		14,5	3	3	211	211	68	68	225	225							6,9	Basili et al., 2013
3775267540	38	26,5	37,5	27		14,5	8	8	221	221	68	68	225	225							6,9	Basili et al., 2013
3775267540	38	26,5	37,5	27		14,5	3	3	221	221	68	68	225	225							6,9	Basili et al., 2013
3775267540	38	26,5	37,5	27		14,5	13	13	222	222	68	68	225	225							6,9	Basili et al., 2013
3775267540	38	26,5	37,5	27		14,5	8	8	222	222	68	68	225	225							6,9	Basili et al., 2013
3775267540	38	26,5	37,5	27		14,5	3	3	222	222	68	68	225	225							6,9	Basili et al., 2013
3775267540	38	26,5	37,5	27			27	27	228	228	36	36	34	34							4,9	Kalafat MT Catalogue
3775267540	38	26,5	37,5	27			15	15	231	231	75	75	188	188							4,6	ETHZ Moment Tensor Catalogue
3775267540	38	26,5	37,5	27			25	25	238	238	85	85	193	193							6,1	Kalafat MT Catalogue
3775267540	38	26,5	37,5	27			2	26	240	154	62	86	324	354							7,5	Sorensen et al., 2012

Table B.1. Compiled moment tensor database for each analysis bin in 0-40 km depth.

3775267540	38	26,5	37,5	27			2	26	253	261	45	61	227	239								7,5	Sorensen et al., 2012
3775267540	38	26,5	37,5	27			15	15	256	256	78	78	222	222								5,2	Kalafat MT Catalogue
3775267540	38	26,5	27	37,5			9	9	261	261	53	53	241	241	124	124	46	46	303	303		5,3	EMMA
3775267540	38	26,5	37,5	27			8	10	261	261	53	53	241	241	124	124	46	46	303	303			Kiratzi and Louvari, 2003
3775267540	38	26,5	37,5	27			15	15	262	262	41	41	233	233	127	127	59	59	298	298		5,4	ISC MT Catalogue
3775267540	38	26,5	37,5	27		14,5	13	13	267	267	54	54	270	270								6,9	Ikasili et al., 2013
3775267540	38	26,5	37,5	27		14,5	10	10	267	267	54	54	270	270								6,9	Basili et al., 2013
3775267540	38	26,5	37,5	27		14,5	6	6	267	267	54	54	270	270								6,9	Basili et al., 2013
3775267540	38	26,5	37,5	27		14,5	2	2	267	267	54	54	270	270								6,9	Ikasili et al., 2013
3775267540	38	26,5	37,5	27		14,5	13	13	267	267	54	54	270	270								6,9	Basili et al., 2013
3775267540	38	26,5	37,5	27		14,5	10	10	267	267	54	54	270	270								6,9	Basili et al., 2013
3775267540	38	26,5	37,5	27		14,5	6	6	267	267	54	54	270	270								6,9	Ikasili et al., 2013
3775267540	38	26,5	37,5	27		14,5	2	2	267	267	54	54	270	270								6,9	Basili et al., 2013
3775267540	38	26,5	37,5	27		14,5	13	13	269	269	54	54	270	270								6,9	Basili et al., 2013
3775267540	38	26,5	37,5	27		14,5	10	10	269	269	54	54	270	270								6,9	Ikasili et al., 2013
3775267540	38	26,5	37,5	27		14,5	6	6	269	269	54	54	270	270								6,9	Basili et al., 2013
3775267540	38	26,5	37,5	27		14,5	2	2	269	269	54	54	270	270								6,9	Basili et al., 2013
3775267540	38	26,5	37,5	27			10	10	271	271	49	49	228	228								4,9	INGV RCMT Catalogue
3775267540	38	26,5	37,5	27		14,5	6	6	272	272	54	54	270	270								6,9	Basili et al., 2013
3775267540	38	26,5	37,5	27		14,5	2	2	272	272	54	54	270	270								6,9	Basili et al., 2013
3775267540	38	26,5	37,5	27		14,5	13	13	272	272	54	54	270	270								6,9	Ikasili et al., 2013
3775267540	38	26,5	37,5	27		14,5	10	10	272	272	54	54	270	270								6,9	Basili et al., 2013
3775267540	38	26,5	37,5	27		14,5	2	2	273	273	54	54	270	270								6,9	Basili et al., 2013
3775267540	38	26,5	37,5	27		14,5	6	6	273	273	54	54	270	270								6,9	Ikasili et al., 2013
3775267540	38	26,5	37,5	27		14,5	10	10	273	273	54	54	270	270								6,9	Basili et al., 2013
3775267540	38	26,5	37,5	27		14,5	13	13	273	273	54	54	270	270								6,9	Basili et al., 2013
3775267540	38	26,5	37,5	27		14,5	2	2	275	275	54	54	270	270								6,9	Basili et al., 2013
3775267540	38	26,5	37,5	27		14,5	6	6	275	275	54	54	270	270								6,9	Basili et al., 2013
3775267540	38	26,5	37,5	27		14,5	10	10	275	275	54	54	270	270								6,9	Basili et al., 2013
3775267540	38	26,5	37,5	27		14,5	13	13	275	275	54	54	270	270								6,9	Basili et al., 2013
3775267540	38	26,5	37,5	27		14,5	2	2	279	279	54	54	270	270								6,9	Basili et al., 2013
3775267540	38	26,5	37,5	27		14,5	6	6	279	279	54	54	270	270								6,9	Basili et al., 2013
3775267540	38	26,5	37,5	27		14,5	10	10	279	279	54	54	270	270								6,9	Basili et al., 2013
3775267540	38	26,5	37,5	27		14,5	13	13	279	279	54	54	270	270								6,9	Basili et al., 2013
3775267540	38	26,5	37,5	27			30	30	308	308	80	80	17	17								4,3	Kalafat MT Catalogue
3775267540	38	26,5	27	37,5			32	32	344	344	54	54	93	93	160	160	35	35	85	85		3,6	EMMA
3775267540	38	26,5	37,5	27			32	32	344	344	54	54	93	93								3,7	Hatzfeld et al., 1993
3775267540	38	26,5	37,5	27																		6,8	Papaioannou and Papazachos, 2000
3775272540	38	27	37,5	27,5		15	3	3	22	22	74	74	235	235								6,8	Basili et al., 2013
3775272540	38	27	37,5	27,5		15	8	8	22	22	74	74	235	235								6,8	Basili et al., 2013
3775272540	38	27	37,5	27,5		15	13	13	22	22	74	74	235	235								6,8	Basili et al., 2013
3775272540	38	27	37,5	27,5		15	3	3	36	36	72	72	235	235								6,8	Basili et al., 2013
3775272540	38	27	37,5	27,5		15	8	8	36	36	72	72	235	235								6,8	Basili et al., 2013
3775272540	38	27	37,5	27,5		15	3	3	40	40	72	72	235	235								6,8	Basili et al., 2013
3775272540	38	27	37,5	27,5		15	8	8	40	40	72	72	235	235								6,8	Basili et al., 2013
3775272540	38	27	37,5	27,5		15	13	13	40	40	72	72	235	235								6,8	Basili et al., 2013
3775272540	38	27	27,5	37,5			0	0	50	50	55	55	223	223	292	292	56	56	316	316		6,7	EMMA
3775272540	38	27	27,5	37,5			0	0	55	55	51	51	223	223	295	295	58	58	312	312		6,6	EMMA
3775272540	38	27	27,5	37,5			10	10	55	55	51	51	227	227	291	291	55	55	310	310		6,8	EMMA
3775272540	38	27	27,5	37,5			6	6	55	55	51	51	227	227	291	291	55	55	310	310		6,7	EMMA
3775272540	38	27	37,5	27,5			0	0	55	55	51	51	223	223								6,7	Jackson et al., 1992
3775272540	38	27	27,5	37,5			0	0	55	55	51	51	229	229	290	290	54	54	309	309		6,8	EMMA
3775272540	38	27	37,5	27,5		15	3	3	58	58	72	72	235	235								6,8	Basili et al., 2013
3775272540	38	27	37,5	27,5		15	8	8	58	58	72	72	235	235								6,8	Basili et al., 2013
3775272540	38	27	37,5	27,5		15	13	13	58	58	72	72	235	235								6,8	Basili et al., 2013
3775272540	38	27	37,5	27,5		15	3	3	58	58	72	72	235	235								6,8	Basili et al., 2013
3775272540	38	27	37,5	27,5		15	8	8	58	58	72	72	235	235								6,8	Basili et al., 2013
3775272540	38	27	37,5	27,5		15	13	13	58	58	72	72	235	235								6,8	Basili et al., 2013
3775272540	38	27	37,5	27,5		15	3	3	67	67	72	72	235	235								6,8	Basili et al., 2013
3775272540	38	27	37,5	27,5		15	8	8	67	67	72	72	235	235								6,8	Basili et al., 2013
3775272540	38	27	37,5	27,5		15	13	13	67	67	72	72	235	235								6,8	Basili et al., 2013
3775272540	38	27	37,5	27,5		15	3	3	67	67	72	72	235	235								6,8	Basili et al., 2013
3775272540	38	27	37,5	27,5		15	8	8	67	67	72	72	235	235								6,8	Basili et al., 2013
3775272540	38	27	37,5	27,5		15	13	13	67	67	72	72	235	235								6,8	Basili et al., 2013
3775272540	38	27	37,5	27,5		15	3	3	85	85	74	74	235	235								6,8	Basili et al., 2013
3775272540	38	27	37,5	27,5		15	8	8	85	85	74	74	235	235								6,8	Basili et al., 2013
3775272540	38	27	37,5	27,5		15	13	13	85	85	74	74	235	235								6,8	Basili et al., 2013
3775272540	38	27	37,5	27,5		13	11	11	94	94	50	50	270	270									Basili et al., 2013
3775272540	38	27	37,5	27,5		13	11	11	94	94	50	50	270	270									Basili et al., 2013
3775272540	38	27	37,5	27,5		13	7	7	94	94	50	50	270	270									Basili et al., 2013
3775272540	38	27	37,5	27,5		13	7	7	94	94	50	50	270	270									Basili et al., 2013
3775272540	38	27	37,5	27,5		13	2	2	94	94	50	50	270	270									Basili et al., 2013
3775272540	38	27	37,5	27,5		13	2	2	94	94	50	50	270	270									Basili et al., 2013
3775272540	38	27	37,5	27,5		13	11	11	120	120	50	50	270	270									Basili et al., 2013
3775272540	38	27	37,5	27,5		13	11	11	138	138	51	51	270	270									Basili et al., 2013
3775272540	38	27	37,5	27,5		13	11	11	138	138	51	51	270	270									Basili et al., 2013
3775272540	38	27	37,5	27,5		13	7	7	138	138	51	51	270	270									Basili et al., 2013
3775272540	38	27	37,5	27,5		13	7	7	138	138	51	51	270	270									Basili et al., 2013
3775272540	38	27	37,5	27,5		13	2	2	138	138	51	51	270	270									Basili et al., 2013
3775272540	38	27	37,5	27,5		12	10	10	201	201	60	60	315	315									Basili et al., 2013
3775272540	38	27	37,5	27,5		12	6	6	201	201	60	60	315	315									Basili et al., 2013
3775272540	38	27	37,5	27,5		12	2	2	202	202	60	60	315	315									Basili et al., 2013
3775272540	38	27	37,5	27,5		12	10	10	210	210	59	59	315	315									Basili et al., 2013
3775272540	38	27	37,5	27,5		12	6	6	210	210	59	59	315	315									Basili et al., 2013
3775272540	38	27	37,5	27,5		12	2	2	210	210	59	59	315	315									Basili et al., 2013
3775272540	38	27	37,5	27,5		12	10	10	213	213	58	58	315	315									Basili et al., 2013
3775272540	38	27	37,5	27,5		12	6	6	213	213	58	58	315	315									Basili et al., 2013
3775272540	38	27	27,5	37,5			0	0	219	219	80	80	176	176	310	310	86	86	10	10		6,9	EMMA
3775272540	38	27	27,5	37,5			0	0	219	219	80	80	176	176	310	310	86	86	10	10		6,9	EMMA
3775272540	38	27	37,5	27,5		12	10	10	222	222	58	58	315	315									Basili et al., 2013
3775272540	38	27	37,5	27,5		12	6	6	222	222	58	58	315	315									Basili et al., 2013
3775272540	38	27	37,5	27,5		12	2	2	222	222	58	58	315	315									Basili et al., 2013
3775272540	38	27	37,5	27,5					244	244	45	45	245	245									Moratto et al., 2007
3775272540	38	27	37,5	27,5		12	10	10	245	245	59	59	315	315									Basili et al., 2013

Table B.1. Compiled moment tensor database for each analysis bin in 0-40 km depth.

3775272540	38	27	37,5	27,5		12	6	6	245	245	59	59	315	315								Basili et al., 2013
3775272540	38	27	37,5	27,5		12	2	2	245	245	59	59	315	315								Basili et al., 2013
3775272540	38	27	37,5	27,5		12	10	10	245	245	59	59	315	315								Basili et al., 2013
3775272540	38	27	37,5	27,5		12	6	6	245	245	59	59	315	315								Basili et al., 2013
3775272540	38	27	37,5	27,5		12	2	2	245	245	59	59	315	315								Basili et al., 2013
3775272540	38	27	37,5	27,5		12	10	10	245	245	59	59	315	315								Basili et al., 2013
3775272540	38	27	37,5	27,5		12	6	6	245	245	59	59	315	315								Basili et al., 2013
3775272540	38	27	37,5	27,5		13	11	11	253	253	60	60	287	287								Basili et al., 2013
3775272540	38	27	37,5	27,5		13	11	11	253	253	60	60	287	287								Basili et al., 2013
3775272540	38	27	37,5	27,5			2	26	253	261	45	61	227	239							7,5	Sorensen et al., 2012
3775272540	38	27	37,5	27,5		13	7	7	253	253	60	60	287	287								Basili et al., 2013
3775272540	38	27	37,5	27,5		13	7	7	253	253	60	60	287	287								Basili et al., 2013
3775272540	38	27	37,5	27,5		13	2	2	253	253	60	60	287	287								Basili et al., 2013
3775272540	38	27	37,5	27,5		13	2	2	253	253	60	60	287	287								Basili et al., 2013
3775272540	38	27	37,5	27,5		13	11	11	259	259	70	70	332	332								Basili et al., 2013
3775272540	38	27	37,5	27,5		13	11	11	259	259	70	70	332	332								Basili et al., 2013
3775272540	38	27	37,5	27,5		13	7	7	259	259	70	70	332	332								Basili et al., 2013
3775272540	38	27	37,5	27,5		13	7	7	259	259	70	70	332	332								Basili et al., 2013
3775272540	38	27	37,5	27,5		13	2	2	259	259	70	70	332	332								Basili et al., 2013
3775272540	38	27	37,5	27,5		13	2	2	259	259	70	70	332	332								Basili et al., 2013
3775272540	38	27	37,5	27,5			17,1	17,1	259	259	52	52	247	247	114	114	44	44	297	297	,5	ISC MT Catalogue
3775272540	38	27	37,5	27,5			33	33	262	262	41	41	233	233							5,2	Dziewonski et al., 1981
3775272540	38	27	37,5	27,5		13	11	11	266	266	70	70	332	332								Basili et al., 2013
3775272540	38	27	37,5	27,5		13	7	7	266	266	70	70	332	332								Basili et al., 2013
3775272540	38	27	37,5	27,5		13	2	2	266	266	70	70	332	332								Basili et al., 2013
3775272540	38	27	37,5	27,5		13	2	2	274	274	70	70	332	332								Basili et al., 2013
3775272540	38	27	37,5	27,5		13	2	2	274	274	70	70	332	332								Basili et al., 2013
3775272540	38	27	37,5	27,5		13	7	7	274	274	70	70	332	332								Basili et al., 2013
3775272540	38	27	37,5	27,5		13	7	7	274	274	70	70	332	332								Basili et al., 2013
3775272540	38	27	37,5	27,5		13	11	11	274	274	70	70	332	332								Basili et al., 2013
3775272540	38	27	37,5	27,5		13	11	11	274	274	70	70	332	332								Basili et al., 2013
3775272540	38	27	27,5	37,5			0	0	280	280	64	64	311	311	37	37	47	47	218	218	6,7	EMMA
3775272540	38	27	37,5	27,5		14,5	2	2	281	281	54	54	270	270							6,9	Basili et al., 2013
3775272540	38	27	37,5	27,5		14,5	6	6	281	281	54	54	270	270							6,9	Basili et al., 2013
3775272540	38	27	37,5	27,5		14,5	10	10	281	281	54	54	270	270							6,9	Basili et al., 2013
3775272540	38	27	37,5	27,5		14,5	13	13	281	281	54	54	270	270							6,9	Basili et al., 2013
3775272540	38	27	37,5	27,5		14,5	2	2	286	286	54	54	270	270							6,9	Basili et al., 2013
3775272540	38	27	37,5	27,5		14,5	6	6	286	286	54	54	270	270							6,9	Basili et al., 2013
3775272540	38	27	37,5	27,5		14,5	10	10	286	286	54	54	270	270							6,9	Basili et al., 2013
3775272540	38	27	37,5	27,5		14,5	13	13	286	286	54	54	270	270							6,9	Basili et al., 2013
3775272540	38	27	27,5	37,5			0	0	288	288	57	57	328	328	37	37	63	63	218	218	6,6	EMMA
3775272540	38	27	27,5	37,5			6	6	292	292	55	55	310	310	55	55	51	51	227	227	6,7	EMMA
3775272540	38	27	37,5	27,5			40	40	292	292	55	55	311	311							6,5	Kalafat MT Catalogue
3775272540	38	27	37,5	27,5			11,8	11,8	323	323	85	85	341	341	55	55	71	71	186	186	4,6	ISC MT Catalogue
3775272540	38	27	37,5	27,5																	6,8	Papaioannou and Papazachos, 2000
3725227540	37,5	22,5	37	23			6	34	68	92	34	60	231	297							8	Sorensen et al., 2012
3725227540	37,5	22,5	37	23			6	34	70	76	57	89	181	215							8	Sorensen et al., 2012
3725227540	37,5	22,5	23	37			0	0	212	212	66	66	170	170	306	306	81	81	25	25	5,5	EMMA
3725227540	37,5	22,5	37	23			6	34	216	250	64	88	160	176							8	Sorensen et al., 2012
3725227540	37,5	22,5	37	23			6	34	235	251	69	77	186	204							8	Sorensen et al., 2012
3725227540	37,5	22,5	37	23			6	34	252	286	40	54	221	291							8	Sorensen et al., 2012
3725227540	37,5	22,5	37	23		13,5	2	2	331	331	58	58	270	270							6,9	Basili et al., 2013
3725227540	37,5	22,5	37	23		13,5	2	2	331	331	58	58	270	270							6,9	Basili et al., 2013
3725227540	37,5	22,5	37	23		13,5	7	7	331	331	58	58	270	270							6,9	Basili et al., 2013
3725227540	37,5	22,5	37	23		13,5	2	2	331	331	58	58	270	270							6,9	Basili et al., 2013
3725227540	37,5	22,5	37	23		13,5	7	7	331	331	58	58	270	270							6,9	Basili et al., 2013
3725227540	37,5	22,5	37	23		13,5	11	11	331	331	58	58	270	270							6,9	Basili et al., 2013
3725227540	37,5	22,5	37	23		13,5	7	7	331	331	58	58	270	270							6,9	Basili et al., 2013
3725227540	37,5	22,5	37	23		13,5	11	11	331	331	58	58	270	270							6,9	Basili et al., 2013
3725227540	37,5	22,5	37	23		13,5	11	11	331	331	58	58	270	270							6,9	Basili et al., 2013
3725227540	37,5	22,5	37	23		13,5	2	2	334	334	58	58	270	270							6,9	Basili et al., 2013
3725227540	37,5	22,5	37	23		13,5	7	7	334	334	58	58	270	270							6,9	Basili et al., 2013
3725227540	37,5	22,5	37	23		13,5	11	11	334	334	58	58	270	270							6,9	Basili et al., 2013
3725227540	37,5	22,5	37	23		13,5	2	2	335	335	58	58	270	270							6,9	Basili et al., 2013
3725227540	37,5	22,5	37	23		13,5	7	7	335	335	58	58	270	270							6,9	Basili et al., 2013
3725227540	37,5	22,5	37	23		13,5	11	11	335	335	58	58	270	270							6,9	Basili et al., 2013
3725227540	37,5	22,5	37	23		13,5	2	2	335	335	58	58	270	270							6,9	Basili et al., 2013
3725227540	37,5	22,5	37	23		13,5	7	7	335	335	58	58	270	270							6,9	Basili et al., 2013
3725227540	37,5	22,5	37	23		13,5	11	11	335	335	58	58	270	270							6,9	Basili et al., 2013
3725227540	37,5	22,5	37	23		13,5	2	2	337	337	58	58	270	270							6,9	Basili et al., 2013
3725227540	37,5	22,5	37	23		13,5	7	7	337	337	58	58	270	270							6,9	Basili et al., 2013
3725227540	37,5	22,5	37	23		13,5	2	2	337	337	58	58	270	270							6,9	Basili et al., 2013
3725227540	37,5	22,5	37	23		13,5	2	2	337	337	58	58	270	270							6,9	Basili et al., 2013
3725227540	37,5	22,5	37	23		13,5	7	7	337	337	58	58	270	270							6,9	Basili et al., 2013
3725227540	37,5	22,5	37	23		13,5	7	7	337	337	58	58	270	270							6,9	Basili et al., 2013
3725227540	37,5	22,5	37	23		13,5	11	11	337	337	58	58	270	270							6,9	Basili et al., 2013
3725227540	37,5	22,5	37	23		13,5	11	11	337	337	58	58	270	270							6,9	Basili et al., 2013
3725227540	37,5	22,5	37	23		13,5	2	2	337	337	58	58	270	270							6,9	Basili et al., 2013
3725227540	37,5	22,5	37	23		13,5	2	2	337	337	58	58	270	270							6,9	Basili et al., 2013
3725227540	37,5	22,5	37	23					340	340	47	47	262	262								Moratto et al., 2007
3725227540	37,5	22,5	37	23																	7,9	Koravos et al., 2003
3725227540	37,5	22,5	37	23																	6,8	Papaioannou and Papazachos, 2000
3725232540	37,5	23	37	23,5			6	34	68	92	34	60	231	297							8	Sorensen et al., 2012
3725232540	37,5	23	37	23,5			6	34	70	76	57	89	181	215							8	Sorensen et al., 2012
3725232540	37,5	23	37	23,5			25	25	152	152	39	39	256	256							4,7	INGV RCMT Catalogue
3725232540	37,5	23	37	23,5			19,6	19,6	152	152	39	39	256	256	349	349	52	52	281	281	4,3	ISC MT Catalogue
3725232540	37,5	23	37	23,5			6	34	216	250	64	88	160	176							8	Sorensen et al., 2012
3725232540	37,5	23	37	23,5			6	34	235	251	69	77	186	204							8	Sorensen et al., 2012
3725232540	37,5	23	37	23,5			6	34	252	286	40	54	221	291							8	Sorensen et al., 2012
3725232540	37,5	23	37	23,5					266	266	48	48	282	282								Moratto et al., 2007
3725232540	37,5	23	23,5	37			0	0	300	300	45	45	270	270	120	120	45	45	270	270	6,4	EMMA
3725232540	37,5	23	37	23,5			0	0	300	300	45	45	270	270							6,5	Jackson et al., 1992
3725232540	37,5	23	37	23,5		12,5	3	3	316	316	55	55	275	275							6,7	Basili et al., 2013
3725232540	37,5	23	37	23,5		12,5	7	7	316	316	55	55	275	275							6,7	Basili et al., 2013

Table B.1. Compiled moment tensor database for each analysis bin in 0-40 km depth.

3725232540	37,5	23	37	23,5		12,5	3	3	318	318	55	55	275	275								6,7	Basili et al., 2013
3725232540	37,5	23	37	23,5		12,5	7	7	318	318	55	55	275	275								6,7	Basili et al., 2013
3725232540	37,5	23	37	23,5		12,5	11	11	318	318	55	55	275	275								6,7	Basili et al., 2013
3725232540	37,5	23	37	23,5		12,5	3	3	318	318	55	55	275	275								6,7	Basili et al., 2013
3725232540	37,5	23	37	23,5		12,5	7	7	318	318	55	55	275	275								6,7	Basili et al., 2013
3725232540	37,5	23	37	23,5		12,5	11	11	318	318	55	55	275	275								6,7	Basili et al., 2013
3725232540	37,5	23	37	23,5		12,5	3	3	325	325	55	55	275	275								6,7	Basili et al., 2013
3725232540	37,5	23	37	23,5		12,5	3	3	331	331	55	55	275	275								6,7	Basili et al., 2013
3725232540	37,5	23	37	23,5		12,5	7	7	331	331	55	55	275	275								6,7	Basili et al., 2013
3725232540	37,5	23	37	23,5		12,5	11	11	331	331	55	55	275	275								6,7	Basili et al., 2013
3725232540	37,5	23	37	23,5		12,5	3	3	331	331	55	55	275	275								6,7	Basili et al., 2013
3725232540	37,5	23	37	23,5		12,5	7	7	331	331	55	55	275	275								6,7	Basili et al., 2013
3725232540	37,5	23	37	23,5		12,5	11	11	331	331	55	55	275	275								6,7	Basili et al., 2013
3725232540	37,5	23	37	23,5		13,5	11	11	337	337	58	58	270	270								6,9	Basili et al., 2013
3725232540	37,5	23	37	23,5		13,5	7	7	337	337	58	58	270	270								6,9	Basili et al., 2013
3725232540	37,5	23	37	23,5		13,5	11	11	337	337	58	58	270	270								6,9	Basili et al., 2013
3725232540	37,5	23	37	23,5		13,5	7	7	337	337	58	58	270	270								6,9	Basili et al., 2013
3725232540	37,5	23	37	23,5		13,5	11	11	338	338	58	58	270	270								6,9	Basili et al., 2013
3725232540	37,5	23	37	23,5		13,5	2	2	338	338	58	58	270	270								6,9	Basili et al., 2013
3725232540	37,5	23	37	23,5		13,5	7	7	338	338	58	58	270	270								6,9	Basili et al., 2013
3725232540	37,5	23	37	23,5		13,5	11	11	338	338	58	58	270	270								6,9	Basili et al., 2013
3725232540	37,5	23	37	23,5		13,5	7	7	345	345	58	58	270	270								6,9	Basili et al., 2013
3725232540	37,5	23	37	23,5		13,5	11	11	345	345	58	58	270	270								6,9	Basili et al., 2013
3725232540	37,5	23	37	23,5																		7,9	Koravos et al., 2003
3725232540	37,5	23	37	23,5																		6,8	Papaioannou and Papazachos, 2000
3725237540	37,5	23,5	37	24			6	34	68	92	34	60	231	297								8	Sorensen et al., 2012
3725237540	37,5	23,5	37	24			6	34	70	76	57	89	181	215								8	Sorensen et al., 2012
3725237540	37,5	23,5	37	24			6	34	216	250	64	88	160	176								8	Sorensen et al., 2012
3725237540	37,5	23,5	37	24			6	34	235	251	69	77	186	204								8	Sorensen et al., 2012
3725237540	37,5	23,5	37	24					250	250	45	45	270	270									Moratto et al., 2007
3725237540	37,5	23,5	37	24			6	34	252	286	40	54	221	291								8	Sorensen et al., 2012
3725237540	37,5	23,5	37	24					266	266	48	48	282	282									Moratto et al., 2007
3725237540	37,5	23,5	37	24		12,5	11	11	316	316	55	55	275	275								6,7	Basili et al., 2013
3725237540	37,5	23,5	37	24		12,5	7	7	325	325	55	55	275	275								6,7	Basili et al., 2013
3725237540	37,5	23,5	37	24		12,5	11	11	325	325	55	55	275	275								6,7	Basili et al., 2013
3725237540	37,5	23,5	37	24																		7,9	Koravos et al., 2003
3725237540	37,5	23,5	37	24																		6,5	Papaioannou and Papazachos, 2000
3725242540	37,5	24	37	24,5		12	3	3	66	66	58	58	270	270								6,7	Basili et al., 2013
3725242540	37,5	24	37	24,5			6	34	68	92	34	60	231	297								8	Sorensen et al., 2012
3725242540	37,5	24	37	24,5		12	3	3	69	69	58	58	270	270								6,7	Basili et al., 2013
3725242540	37,5	24	37	24,5		12	7	7	69	69	58	58	270	270								6,7	Basili et al., 2013
3725242540	37,5	24	37	24,5			6	34	70	76	57	89	181	215								8	Sorensen et al., 2012
3725242540	37,5	24	37	24,5		12	3	3	76	76	58	58	270	270								6,7	Basili et al., 2013
3725242540	37,5	24	37	24,5		12	3	3	77	77	58	58	270	270								6,7	Basili et al., 2013
3725242540	37,5	24	37	24,5		11,5	3	3	82	82	58	58	270	270								6,5	Basili et al., 2013
3725242540	37,5	24	37	24,5		11,5	7	7	82	82	58	58	270	270								6,5	Basili et al., 2013
3725242540	37,5	24	37	24,5		11,5	11	11	82	82	58	58	270	270								6,5	Basili et al., 2013
3725242540	37,5	24	37	24,5		11,5	3	3	83	83	58	58	270	270								6,5	Basili et al., 2013
3725242540	37,5	24	37	24,5		11,5	7	7	83	83	58	58	270	270								6,5	Basili et al., 2013
3725242540	37,5	24	37	24,5		11,5	11	11	83	83	58	58	270	270								6,5	Basili et al., 2013
3725242540	37,5	24	37	24,5		11,5	11	11	90	90	58	58	270	270								6,5	Basili et al., 2013
3725242540	37,5	24	37	24,5		11,5	11	11	90	90	58	58	270	270								6,5	Basili et al., 2013
3725242540	37,5	24	37	24,5		11,5	7	7	90	90	58	58	270	270								6,5	Basili et al., 2013
3725242540	37,5	24	37	24,5		11,5	7	7	90	90	58	58	270	270								6,5	Basili et al., 2013
3725242540	37,5	24	37	24,5		11,5	3	3	90	90	58	58	270	270								6,5	Basili et al., 2013
3725242540	37,5	24	37	24,5		11,5	3	3	90	90	58	58	270	270								6,5	Basili et al., 2013
3725242540	37,5	24	37	24,5			6	34	216	250	64	88	160	176								8	Sorensen et al., 2012
3725242540	37,5	24	37	24,5			6	34	235	251	69	77	186	204								8	Sorensen et al., 2012
3725242540	37,5	24	37	24,5					250	250	45	45	270	270									Basili et al., 2013
3725242540	37,5	24	37	24,5			6	34	252	286	40	54	221	291								8	Sorensen et al., 2012
3725242540	37,5	24	37	24,5																		6,5	Papaioannou and Papazachos, 2000
3725247540	37,5	24,5	37	25		12	3	3	52	52	58	58	270	270								6,7	Basili et al., 2013
3725247540	37,5	24,5	37	25		12	7	7	52	52	58	58	270	270								6,7	Basili et al., 2013
3725247540	37,5	24,5	37	25		12	11	11	52	52	58	58	270	270								6,7	Basili et al., 2013
3725247540	37,5	24,5	37	25		12	3	3	53	53	58	58	270	270								6,7	Basili et al., 2013
3725247540	37,5	24,5	37	25		12	7	7	53	53	58	58	270	270								6,7	Basili et al., 2013
3725247540	37,5	24,5	37	25		12	11	11	53	53	58	58	270	270								6,7	Basili et al., 2013
3725247540	37,5	24,5	37	25		12	3	3	54	54	58	58	270	270								6,7	Basili et al., 2013
3725247540	37,5	24,5	37	25		12	7	7	54	54	58	58	270	270								6,7	Basili et al., 2013
3725247540	37,5	24,5	37	25		12	11	11	54	54	58	58	270	270								6,7	Basili et al., 2013
3725247540	37,5	24,5	37	25		12	7	7	66	66	58	58	270	270								6,7	Basili et al., 2013
3725247540	37,5	24,5	37	25		12	11	11	66	66	58	58	270	270								6,7	Basili et al., 2013
3725247540	37,5	24,5	37	25			6	34	68	92	34	60	231	297								8	Sorensen et al., 2012
3725247540	37,5	24,5	37	25			6	34	70	76	57	89	181	215								8	Sorensen et al., 2012
3725247540	37,5	24,5	37	25					80	80	48	48	282	282									Moratto et al., 2007
3725247540	37,5	24,5	37	25			6	34	216	250	64	88	160	176								8	Sorensen et al., 2012
3725247540	37,5	24,5	37	25			6	34	235	251	69	77	186	204								8	Sorensen et al., 2012
3725247540	37,5	24,5	37	25			6	34	252	286	40	54	221	291								8	Sorensen et al., 2012
3725247540	37,5	24,5	37	25																		7,2	Koravos et al., 2003
3725252540	37,5	25	37	25,5					65	65	40	40	270	270									Moratto et al., 2007
3725252540	37,5	25	37	25,5			6	34	68	92	34	60	231	297								8	Sorensen et al., 2012
3725252540	37,5	25	37	25,5			6	34	70	76	57	89	181	215								8	Sorensen et al., 2012
3725252540	37,5	25	37	25,5			6	34	216	250	64	88	160	176								8	Sorensen et al., 2012
3725252540	37,5	25	37	25,5			6	34	235	251	69	77	186	204								8	Sorensen et al., 2012
3725252540	37,5	25	37	25,5			6	34	252	286	40	54	221	291								8	Sorensen et al., 2012
3725252540	37,5	25	37	25,5																		7,2	Koravos et al., 2003
3725252540	37,5	25	37	25,5																		6,4	Papaioannou and Papazachos, 2000
3725257540	37,5	25,5	37	26					60	60	45	45	270	270									Ambraseys and Jackson,1990
3725257540	37,5	25,5	37	26					65	65	40	40	270	270									Moratto et al., 2007
3725257540	37,5	25,5	37	26			2	26	240	154	62	86	324	354								7,5	Sorensen et al., 2012
3725257540	37,5	25,5	37	26			2	26	253	261	45	61	227	239								7,5	Sorensen et al., 2012
3725257540	37,5	25,5	37	26																		7,2	Koravos et al., 2003
3725257540	37,5	25,5	37	26																		6,3	Papaioannou and Papazachos, 2000
3725262540	37,5	26	37	26,5					65	65	40	40	270	270									Moratto et al., 2007

Table B.1. Compiled moment tensor database for each analysis bin in 0-40 km depth.

3725262540	37,5	26	37	26,5		14,5	8	8	220	220	68	68	225	225								6,9	Basili et al., 2013
3725262540	37,5	26	37	26,5		14,5	13	13	220	220	68	68	225	225								6,9	Basili et al., 2013
3725262540	37,5	26	37	26,5		14,5	3	3	220	220	68	68	225	225								6,9	Basili et al., 2013
3725262540	37,5	26	37	26,5		14,5	8	8	220	220	68	68	225	225								6,9	Basili et al., 2013
3725262540	37,5	26	37	26,5		14,5	3	3	220	220	68	68	225	225								6,9	Basili et al., 2013
3725262540	37,5	26	37	26,5			2	26	240	154	62	86	324	354								7,5	Sorensen et al., 2012
3725262540	37,5	26	37	26,5			2	26	253	261	45	61	227	239								7,5	Sorensen et al., 2012
3725262540	37,5	26	37	26,5																		7,2	Koravos et al., 2003
3725262540	37,5	26	37	26,5																		6,3	Papaioannou and Papazachos, 2000
3725267540	37,5	26,5	37	27		15	2	2	57	57	58	58	270	270								7	Basili et al., 2013
3725267540	37,5	26,5	37	27		15	6	6	57	57	58	58	270	270								7	Basili et al., 2013
3725267540	37,5	26,5	37	27		15	2	2	57	57	58	58	270	270								7	Basili et al., 2013
3725267540	37,5	26,5	27	37			21	21	70	70	40	40	270	270	250	250	50	50	270	270		4,4	EMMA
3725267540	37,5	26,5	37	27			20	20	70	70	40	40	270	270								4,4	Hatzfeld et al., 1993
3725267540	37,5	26,5	27	37			20	20	99	99	49	49	283	283	260	260	41	41	255	255		3,5	EMMA
3725267540	37,5	26,5	37	27			19	19	99	99	49	49	283	283								3,5	Hatzfeld et al., 1993
3725267540	37,5	26,5	27	37			17	17	109	109	49	49	270	270	290	290	40	40	270	270		4	EMMA
3725267540	37,5	26,5	37	27			16	16	109	109	49	49	270	270								4	Hatzfeld et al., 1993
3725267540	37,5	26,5	37	27			2	26	240	154	62	86	324	354								7,5	Sorensen et al., 2012
3725267540	37,5	26,5	37	27					244	244	45	45	245	245									Moratto et al., 2007
3725267540	37,5	26,5	37	27			2	26	253	261	45	61	227	239								7,5	Sorensen et al., 2012
3725267540	37,5	26,5	27	37			10	10	260	260	49	49	262	262	93	93	40	40	280	280		3,6	EMMA
3725267540	37,5	26,5	37	27			10	10	260	260	49	49	262	262								3,7	Hatzfeld et al., 1993
3725267540	37,5	26,5	37	27																		7,2	Koravos et al., 2003
3725267540	37,5	26,5	37	27																		6,8	Papaioannou and Papazachos, 2000
3725272540	37,5	27	27,5	37			0	0	50	50	55	55	223	223	292	292	56	56	316	316		6,8	EMMA
3725272540	37,5	27	37	27,5		12	10	10	116	116	60	60	264	264									Basili et al., 2013
3725272540	37,5	27	37	27,5		12	6	6	116	116	60	60	264	264									Basili et al., 2013
3725272540	37,5	27	37	27,5		12	6	6	116	116	60	60	264	264									Basili et al., 2013
3725272540	37,5	27	37	27,5		12	2	2	116	116	60	60	264	264									Basili et al., 2013
3725272540	37,5	27	37	27,5		12	2	2	116	116	60	60	264	264									Basili et al., 2013
3725272540	37,5	27	27,5	37			0	0	219	219	80	80	176	176	310	310	86	86	10	10		6,8	EMMA
3725272540	37,5	27	37	27,5					244	244	45	45	245	245									Moratto et al., 2007
3725272540	37,5	27	37	27,5		12	10	10	245	245	59	59	315	315									Basili et al., 2013
3725272540	37,5	27	37	27,5		12	10	10	245	245	59	59	315	315									Basili et al., 2013
3725272540	37,5	27	37	27,5		12	6	6	245	245	59	59	315	315									Basili et al., 2013
3725272540	37,5	27	37	27,5		12	2	2	245	245	59	59	315	315									Basili et al., 2013
3725272540	37,5	27	37	27,5		12	6	6	245	245	59	59	315	315									Basili et al., 2013
3725272540	37,5	27	37	27,5		12	2	2	245	245	59	59	315	315									Basili et al., 2013
3725272540	37,5	27	37	27,5		12	2	2	245	245	59	59	315	315									Basili et al., 2013
3725272540	37,5	27	27,5	37			0	0	280	280	64	64	311	311	37	37	47	47	218	218		6,8	EMMA
3725272540	37,5	27	27,5	37			0	0	292	292	55	55	312	312	55	55	51	51	226	226		6,8	EMMA
3725272540	37,5	27	27,5	37			0	0	292	292	56	56	316	316	50	50	55	55	223	223		6,8	EMMA
3725272540	37,5	27	37	27,5																		6,8	Papaioannou and Papazachos, 2000
3725272540	37,5	27	37	27,5																		7	Papaioannou and Papazachos, 2000
3725277540	37,5	27,5	37	28		13	2	2	39	39	80	80	354	354									Basili et al., 2013
3725277540	37,5	27,5	37	28		13	7	7	39	39	80	80	354	354									Basili et al., 2013
3725277540	37,5	27,5	37	28		13	11	11	39	39	80	80	354	354									Basili et al., 2013
3725277540	37,5	27,5	37	28		13	2	2	39	39	80	80	354	354									Basili et al., 2013
3725277540	37,5	27,5	37	28		13	7	7	39	39	80	80	354	354									Basili et al., 2013
3725277540	37,5	27,5	37	28		13	11	11	39	39	80	80	354	354									Basili et al., 2013
3725277540	37,5	27,5	37	28		13	2	2	43	43	80	80	354	354									Basili et al., 2013
3725277540	37,5	27,5	37	28		13	7	7	43	43	80	80	354	354									Basili et al., 2013
3725277540	37,5	27,5	37	28		13	11	11	43	43	80	80	354	354									Basili et al., 2013
3725277540	37,5	27,5	37	28		13	2	2	44	44	70	70	309	309									Basili et al., 2013
3725277540	37,5	27,5	37	28		13	7	7	44	44	70	70	309	309									Basili et al., 2013
3725277540	37,5	27,5	37	28		13	2	2	44	44	70	70	309	309									Basili et al., 2013
3725277540	37,5	27,5	37	28		13	11	11	44	44	70	70	309	309									Basili et al., 2013
3725277540	37,5	27,5	37	28		13	7	7	44	44	70	70	309	309									Basili et al., 2013
3725277540	37,5	27,5	37	28		13	2	2	44	44	70	70	309	309									Basili et al., 2013
3725277540	37,5	27,5	37	28		13	11	11	44	44	70	70	309	309									Basili et al., 2013
3725277540	37,5	27,5	37	28		13	7	7	44	44	70	70	309	309									Basili et al., 2013
3725277540	37,5	27,5	37	28			2	2	60	60	43	43	252	252								5,2	INGV RCMT Catalogue
3725277540	37,5	27,5	37	28			15,9	15,9	81	81	31	31	282	282	247	247	60	60	263	263		5,3	ISC MT Catalogue
3725277540	37,5	27,5	37	28			9	9	93	93	53	53	271	271	271	271	37	37	268	268		5,2	ISC MT Catalogue
3725277540	37,5	27,5	37	28		13	11	11	260	260	64	64	304	304									Basili et al., 2013
3725277540	37,5	27,5	37	28		13	7	7	260	260	64	64	304	304									Basili et al., 2013
3725277540	37,5	27,5	37	28		13	2	2	260	260	64	64	304	304									Basili et al., 2013
3725277540	37,5	27,5	37	28			9	9	265	265	59	59	281	281	64	64	33	33	252	252		5,3	ISC MT Catalogue
3725277540	37,5	27,5	37	28			9	9	269	269	60	60	270	270	90	90	30	30	271	271		5,5	ISC MT Catalogue
3725277540	37,5	27,5	37	28			9	9	271	271	37	37	268	268								5,2	ETHZ Moment Tensor Catalogue
3725277540	37,5	27,5	37	28			4	4	290	290	74	74	300	300								4,5	Kalafat MT Catalogue
3725277540	37,5	27,5	37	28			14	14	293	293	85	85	279	279								5,5	Kalafat MT Catalogue
3725277540	37,5	27,5	37	28			20	20	313	313	86	86	345	345								4,7	Kalafat MT Catalogue
3675222540	37	22	22,5	36,5			0	0	28	28	59	59	322	322	140	140	58	58	217	217		6,9	EMMA
3675222540	37	22	22,5	36,5			16	16	57	57	60	60	328	328	164	164	63	63	213	213		4,2	EMMA
3675222540	37	22	36,5	22,5			15	15	57	57	60	60	328	328								4,3	Hatzfeld et al., 1993
3675222540	37	22	36,5	22,5		11	10	10	132	132	57	57	265	265								6,6	Basili et al., 2013
3675222540	37	22	36,5	22,5		11	7	7	132	132	57	57	265	265								6,6	Basili et al., 2013
3675222540	37	22	36,5	22,5		11	3	3	132	132	57	57	265	265								6,6	Basili et al., 2013
3675222540	37	22	36,5	22,5		11	10	10	137	137	56	56	265	265								6,6	Basili et al., 2013
3675222540	37	22	36,5	22,5		11	7	7	137	137	56	56	265	265								6,6	Basili et al., 2013
3675222540	37	22	36,5	22,5		11	3	3	137	137	56	56	265	265								6,6	Basili et al., 2013
3675222540	37	22	36,5	22,5		11	10	10	145	145	55	55	265	265								6,6	Basili et al., 2013
3675222540	37	22	36,5	22,5		11	7	7	145	145	55	55	265	265								6,6	Basili et al., 2013
3675222540	37	22	36,5	22,5		11	3	3	145	145	55	55	265	265								6,6	Basili et al., 2013
3675222540	37	22	36,5	22,5		11	10	10	145	145	55	55	265	265								6,6	Basili et al., 2013
3675222540	37	22	36,5	22,5		11	7	7	145	145	55	55	265	265								6,6	Basili et al., 2013
3675222540	37	22	36,5	22,5		11	3	3	145	145	55	55	265	265								6,6	Basili et al., 2013
3675222540	37	22	36,5	22,5		11	10	10	145	145	55	55	265	265								6,6	Basili et al., 2013
3675222540	37	22	36,5	22,5		11	7	7	145	145	55	55	265	265								6,6	Basili et al., 2013
3675222540	37	22	36,5	22,5		11	3	3	145	145	55	55	265	265								6,6	Basili et al., 2013
3675222540	37	22	36,5	22,5		11	10	10	149	149	54	54	265	265								6,6	Basili et al., 2013
3675222540	37	22	36,5	22,5		11	7	7	149	149	54	54	265	265								6,6	Basili et al., 2013

Table B.1. Compiled moment tensor database for each analysis bin in 0-40 km depth.

3675222540	37	22	36,5	22,5		11	3	3	149	149	54	54	265	265								6,6	Basili et al., 2013
3675222540	37	22	36,5	22,5		11	10	10	155	155	54	54	265	265								6,6	Basili et al., 2013
3675222540	37	22	36,5	22,5		11	7	7	155	155	54	54	265	265								6,6	Basili et al., 2013
3675222540	37	22	36,5	22,5		11	3	3	155	155	54	54	265	265								6,6	Basili et al., 2013
3675222540	37	22	36,5	22,5		11	10	10	174	174	55	55	265	265								6,6	Basili et al., 2013
3675222540	37	22	36,5	22,5		11	7	7	174	174	55	55	265	265								6,6	Basili et al., 2013
3675222540	37	22	36,5	22,5		11	3	3	174	174	55	55	265	265								6,6	Basili et al., 2013
3675222540	37	22	36,5	22,5		11	10	10	176	176	55	55	265	265								6,6	Basili et al., 2013
3675222540	37	22	36,5	22,5		11	7	7	176	176	55	55	265	265								6,6	Basili et al., 2013
3675222540	37	22	36,5	22,5		11	3	3	176	176	55	55	265	265								6,6	Basili et al., 2013
3675222540	37	22	36,5	22,5		11	10	10	176	176	55	55	265	265								6,6	Basili et al., 2013
3675222540	37	22	36,5	22,5		11	7	7	176	176	55	55	265	265								6,6	Basili et al., 2013
3675222540	37	22	36,5	22,5		11	3	3	176	176	55	55	265	265								6,6	Basili et al., 2013
3675222540	37	22	22,5	36,5			4	4	185	185	60	60	54	54	60	60	46	46	136	136		2,5	EMMA
3675222540	37	22	36,5	22,5			39	39	186	186	55	55	201	201								5,1	Dziewonski et al., 1981
3675222540	37	22	36,5	22,5		12	10	10	195	195	58	58	280	280								6,5	Basili et al., 2013
3675222540	37	22	36,5	22,5		12	6	6	195	195	58	58	280	280								6,5	Basili et al., 2013
3675222540	37	22	36,5	22,5		12	2	2	195	195	58	58	280	280								6,5	Basili et al., 2013
3675222540	37	22	22,5	36,5			0	0	200	200	45	45	280	280	6	6	46	46	260	260		6,8	EMMA
3675222540	37	22	36,5	22,5			0	0	200	200	45	45	280	280								6,9	Jackson et al., 1992
3675222540	37	22	36,5	22,5		12	10	10	200	200	58	58	280	280								6,5	Basili et al., 2013
3675222540	37	22	36,5	22,5		12	6	6	200	200	58	58	280	280								6,5	Basili et al., 2013
3675222540	37	22	36,5	22,5		12	2	2	200	200	58	58	280	280								6,5	Basili et al., 2013
3675222540	37	22	22,5	36,5			0	0	207	207	67	67	333	333	309	309	65	65	206	206		6,9	EMMA
3675222540	37	22	22,5	36,5			17	17	235	235	49	49	277	277	44	44	40	40	262	262		3,9	EMMA
3675222540	37	22	36,5	22,5			16	16	235	235	49	49	277	277								4	Hatzfeld et al., 1993
3675222540	37	22	36,5	22,5			5	70	250	320	30	40	50	100								8,5	Sorensen et al., 2012
3675222540	37	22	22,5	36,5			0	0	290	290	10	10	90	90	110	110	80	80	90	90		5,3	EMMA
3675222540	37	22	36,5	22,5			0	0	290	290	10	10	90	90								5,4	Papadopoulos et al., 1986
3675222540	37	22	36,5	22,5	130	86	5	91	314	314	35	35	90	90							17,5	8,4	Lorito et al., 2008
3675222540	37	22	22,5	36,5			0	0	335	335	45	45	270	270	155	155	45	45	270	270		6,2	EMMA
3675222540	37	22	36,5	22,5			0	0	335	335	45	45	270	270								6,3	Jackson et al., 1992
3675222540	37	22	36,5	22,5					346	346	47	47	262	262									Moratto et al., 2007
3675222540	37	22	36,5	22,5																		7,1	Compiled Historical Catalogue
3675222540	37	22	36,5	22,5																		7,2	Koravos et al., 2003
3675222540	37	22	36,5	22,5																		7,1	Papaioannou and Papazachos, 2000
3675227540	37	22,5	36,5	23		11,5	11	11	155	155	55	55	270	270								6,9	Basili et al., 2013
3675227540	37	22,5	36,5	23		11,5	7	7	155	155	55	55	270	270								6,9	Basili et al., 2013
3675227540	37	22,5	36,5	23		11,5	3	3	155	155	55	55	270	270								6,9	Basili et al., 2013
3675227540	37	22,5	36,5	23		11,5	11	11	158	158	55	55	270	270								6,9	Basili et al., 2013
3675227540	37	22,5	36,5	23		11,5	7	7	158	158	55	55	270	270								6,9	Basili et al., 2013
3675227540	37	22,5	36,5	23		11,5	3	3	158	158	55	55	270	270								6,9	Basili et al., 2013
3675227540	37	22,5	36,5	23		11,5	11	11	162	162	55	55	270	270								6,9	Basili et al., 2013
3675227540	37	22,5	36,5	23		11,5	7	7	162	162	55	55	270	270								6,9	Basili et al., 2013
3675227540	37	22,5	36,5	23		11,5	3	3	162	162	55	55	270	270								6,9	Basili et al., 2013
3675227540	37	22,5	36,5	23		11,5	7	7	163	163	55	55	270	270								6,9	Basili et al., 2013
3675227540	37	22,5	36,5	23		11,5	3	3	163	163	55	55	270	270								6,9	Basili et al., 2013
3675227540	37	22,5	36,5	23		11,5	11	11	171	171	54	54	270	270								6,9	Basili et al., 2013
3675227540	37	22,5	36,5	23		11,5	7	7	171	171	54	54	270	270								6,9	Basili et al., 2013
3675227540	37	22,5	36,5	23		11,5	3	3	171	171	54	54	270	270								6,9	Basili et al., 2013
3675227540	37	22,5	36,5	23			24,9	24,9	175	175	58	58	356	356	267	267	87	87	213	213		4,5	ISC MT Catalogue
3675227540	37	22,5	36,5	23			22,1	22,1	186	186	55	55	201	201	83	83	73	73	323	323		5,2	ISC MT Catalogue
3675227540	37	22,5	36,5	23			5	70	250	320	30	40	50	100								8,5	Sorensen et al., 2012
3675227540	37	22,5	36,5	23			15	15	350	350	46	46	230	230	221	221	56	56	304	304		5,9	ISC MT Catalogue
3675227540	37	22,5	36,5	23																		7,2	Compiled Historical Catalogue
3675227540	37	22,5	36,5	23																		7,2	Koravos et al., 2003
3675227540	37	22,5	36,5	23																		6,8	Papaioannou and Papazachos, 2000
3675232540	37	23	36,5	23,5			6	34	68	92	34	60	231	297								8	Sorensen et al., 2012
3675232540	37	23	36,5	23,5			6	34	70	76	57	89	181	215								8	Sorensen et al., 2012
3675232540	37	23	36,5	23,5			6	34	216	250	64	88	160	176								8	Sorensen et al., 2012
3675232540	37	23	36,5	23,5			6	34	235	251	69	77	186	204								8	Sorensen et al., 2012
3675232540	37	23	36,5	23,5			6	34	252	286	40	54	221	291								8	Sorensen et al., 2012
3675232540	37	23	36,5	23,5		13,5	2	2	335	335	58	58	270	270								6,9	Basili et al., 2013
3675232540	37	23	36,5	23,5		13,5	2	2	335	335	58	58	270	270								6,9	Basili et al., 2013
3675232540	37	23	36,5	23,5		13,5	7	7	335	335	58	58	270	270								6,9	Basili et al., 2013
3675232540	37	23	36,5	23,5		13,5	7	7	335	335	58	58	270	270								6,9	Basili et al., 2013
3675232540	37	23	36,5	23,5		13,5	11	11	335	335	58	58	270	270								6,9	Basili et al., 2013
3675232540	37	23	36,5	23,5		13,5	11	11	335	335	58	58	270	270								6,9	Basili et al., 2013
3675232540	37	23	36,5	23,5		13,5	2	2	338	338	58	58	270	270								6,9	Basili et al., 2013
3675232540	37	23	36,5	23,5		13,5	7	7	338	338	58	58	270	270								6,9	Basili et al., 2013
3675232540	37	23	36,5	23,5		13,5	11	11	338	338	58	58	270	270								6,9	Basili et al., 2013
3675232540	37	23	36,5	23,5		13,5	2	2	339	339	58	58	270	270								6,9	Basili et al., 2013
3675232540	37	23	36,5	23,5		13,5	7	7	339	339	58	58	270	270								6,9	Basili et al., 2013
3675232540	37	23	36,5	23,5		13,5	11	11	339	339	58	58	270	270								6,9	Basili et al., 2013
3675232540	37	23	23,5	36,5			0	0	340	340	45	45	270	270	160	160	45	45	270	270		6,5	EMMA
3675232540	37	23	36,5	23,5			0	0	340	340	45	45	270	270								6,6	Jackson et al., 1992
3675232540	37	23	36,5	23,5					340	340	47	47	262	262									Moratto et al., 2007
3675232540	37	23	36,5	23,5		12,5	2	2	343	343	58	58	270	270								6,7	Basili et al., 2013
3675232540	37	23	36,5	23,5		12,5	6	6	343	343	58	58	270	270								6,7	Basili et al., 2013
3675232540	37	23	36,5	23,5		12,5	10	10	343	343	58	58	270	270								6,7	Basili et al., 2013
3675232540	37	23	36,5	23,5		12,5	2	2	344	344	58	58	270	270								6,7	Basili et al., 2013
3675232540	37	23	36,5	23,5		12,5	6	6	344	344	58	58	270	270								6,7	Basili et al., 2013
3675232540	37	23	36,5	23,5		12,5	10	10	344	344	58	58	270	270								6,7	Basili et al., 2013
3675232540	37	23	36,5	23,5		13,5	2	2	344	344	58	58	270	270								6,9	Basili et al., 2013
3675232540	37	23	36,5	23,5		13,5	2	2	348	348	58	58	270	270								6,9	Basili et al., 2013
3675232540	37	23	36,5	23,5		13,5	7	7	348	348	58	58	270	270								6,9	Basili et al., 2013
3675232540	37	23	36,5	23,5		13,5	11	11	348	348	58	58	270	270								6,9	Basili et al., 2013
3675232540	37	23	36,5	23,5		12,5	2	2	351	351	58	58	270	270								6,7	Basili et al., 2013
3675232540	37	23	36,5	23,5		12,5	6	6	351	351	58	58	270	270								6,7	Basili et al., 2013
3675232540	37	23	36,5	23,5		12,5	10	10	351	351	58	58	270	270								6,7	Basili et al., 2013
3675232540	37	23	36,5	23,5		12,5	2	2	352	352	58	58	270	270								6,7	Basili et al., 2013
3675232540	37	23	36,5	23,5		12,5	6	6	352	352	58	58	270	270								6,7	Basili et al., 2013
3675232540	37	23	36,5	23,5		12,5	10	10	352	352	58	58	270	270								6,7	Basili et al., 2013
3675232540	37	23	36,5	23,5		12,5	2	2	356	356	58	58	270	270								6,7	Basili et al., 2013

Table B.1. Compiled moment tensor database for each analysis bin in 0-40 km depth.

3675232540	37	23	36,5	23,5		12,5	6	6	356	356	58	58	270	270								6,7	Basili et al., 2013
3675232540	37	23	36,5	23,5		12,5	10	10	356	356	58	58	270	270								6,7	Basili et al., 2013
3675232540	37	23	36,5	23,5		12,5	2	2	357	357	58	58	270	270								6,7	Basili et al., 2013
3675232540	37	23	36,5	23,5		12,5	6	6	357	357	58	58	270	270								6,7	Basili et al., 2013
3675232540	37	23	36,5	23,5		12,5	10	10	357	357	58	58	270	270								6,7	Basili et al., 2013
3675232540	37	23	36,5	23,5																		7,2	Compiled Historical Catalogue
3675232540	37	23	36,5	23,5																		7,2	Koravos et al., 2003
3675232540	37	23	36,5	23,5																		6,8	Papaioannou and Papazachos, 2000
3675237540	37	23,5	36,5	24			6	34	68	92	34	60	231	297								8	Sorensen et al., 2012
3675237540	37	23,5	36,5	24			6	34	70	76	57	89	181	215								8	Sorensen et al., 2012
3675237540	37	23,5	24	36,5			6	6	94	94	5	5	96	96	270	270	85	85	89	89		3,4	EMMA
3675237540	37	23,5	36,5	24			6	6	94	94	5	5	96	96								3,5	Hatzfeld et al., 1993
3675237540	37	23,5	24	36,5			16	16	130	130	70	70	313	313	240	240	46	46	207	207		3,5	EMMA
3675237540	37	23,5	36,5	24			15	15	130	130	70	70	313	313								3,5	Hatzfeld et al., 1993
3675237540	37	23,5	36,5	24			31	31	206	206	36	36	109	109								5	Bernardi et al., 2004
3675237540	37	23,5	36,5	24			6	34	216	250	64	88	160	176								8	Sorensen et al., 2012
3675237540	37	23,5	36,5	24			6	34	235	251	69	77	186	204								8	Sorensen et al., 2012
3675237540	37	23,5	36,5	24			6	34	252	286	40	54	221	291								8	Sorensen et al., 2012
3675237540	37	23,5	36,5	24		12,5	3	3	279	279	54	54	247,5	247,5								6,7	Basili et al., 2013
3675237540	37	23,5	36,5	24		12,5	3	3	283	283	54	54	247,5	247,5								6,7	Basili et al., 2013
3675237540	37	23,5	36,5	24		12,5	7	7	283	283	54	54	247,5	247,5								6,7	Basili et al., 2013
3675237540	37	23,5	36,5	24		12,5	11	11	283	283	54	54	247,5	247,5								6,7	Basili et al., 2013
3675237540	37	23,5	36,5	24		12,5	3	3	289	289	54	54	247,5	247,5								6,7	Basili et al., 2013
3675237540	37	23,5	36,5	24		12,5	7	7	289	289	54	54	247,5	247,5								6,7	Basili et al., 2013
3675237540	37	23,5	36,5	24		12,5	11	11	289	289	54	54	247,5	247,5								6,7	Basili et al., 2013
3675237540	37	23,5	36,5	24		12,5	3	3	289	289	54	54	247,5	247,5								6,7	Basili et al., 2013
3675237540	37	23,5	36,5	24		12,5	7	7	289	289	54	54	247,5	247,5								6,7	Basili et al., 2013
3675237540	37	23,5	36,5	24		12,5	11	11	289	289	54	54	247,5	247,5								6,7	Basili et al., 2013
3675237540	37	23,5	36,5	24		12,5	3	3	289	289	54	54	247,5	247,5								6,7	Basili et al., 2013
3675237540	37	23,5	36,5	24		12,5	7	7	289	289	54	54	247,5	247,5								6,7	Basili et al., 2013
3675237540	37	23,5	36,5	24		12,5	11	11	289	289	54	54	247,5	247,5								6,7	Basili et al., 2013
3675237540	37	23,5	36,5	24		12,5	3	3	305	305	55	55	275	275								6,6	Basili et al., 2013
3675237540	37	23,5	36,5	24		12,5	7	7	305	305	55	55	275	275								6,6	Basili et al., 2013
3675237540	37	23,5	36,5	24		12,5	11	11	305	305	55	55	275	275								6,6	Basili et al., 2013
3675237540	37	23,5	36,5	24		12,5	3	3	310	310	55	55	275	275								6,6	Basili et al., 2013
3675237540	37	23,5	36,5	24		12,5	7	7	310	310	55	55	275	275								6,6	Basili et al., 2013
3675237540	37	23,5	36,5	24		12,5	11	11	310	310	55	55	275	275								6,6	Basili et al., 2013
3675237540	37	23,5	36,5	24		12,5	3	3	314	314	55	55	275	275								6,6	Basili et al., 2013
3675237540	37	23,5	36,5	24		12,5	7	7	314	314	55	55	275	275								6,6	Basili et al., 2013
3675237540	37	23,5	36,5	24		12,5	11	11	314	314	55	55	275	275								6,6	Basili et al., 2013
3675237540	37	23,5	36,5	24		12,5	3	3	320	320	55	55	275	275								6,6	Basili et al., 2013
3675237540	37	23,5	36,5	24		12,5	7	7	320	320	55	55	275	275								6,6	Basili et al., 2013
3675237540	37	23,5	36,5	24		12,5	11	11	320	320	55	55	275	275								6,6	Basili et al., 2013
3675237540	37	23,5	36,5	24		12,5	3	3	322	322	55	55	275	275								6,6	Basili et al., 2013
3675237540	37	23,5	36,5	24		12,5	7	7	322	322	55	55	275	275								6,6	Basili et al., 2013
3675237540	37	23,5	36,5	24		12,5	11	11	322	322	55	55	275	275								6,6	Basili et al., 2013
3675237540	37	23,5	36,5	24		12,5	3	3	326	326	55	55	275	275								6,6	Basili et al., 2013
3675237540	37	23,5	36,5	24		12,5	7	7	326	326	55	55	275	275								6,6	Basili et al., 2013
3675237540	37	23,5	36,5	24		12,5	11	11	326	326	55	55	275	275								6,6	Basili et al., 2013
3675237540	37	23,5	36,5	24		12,5	3	3	332	332	55	55	275	275								6,7	Basili et al., 2013
3675237540	37	23,5	36,5	24		12,5	7	7	332	332	55	55	275	275								6,7	Basili et al., 2013
3675237540	37	23,5	36,5	24		12,5	11	11	332	332	55	55	275	275								6,7	Basili et al., 2013
3675237540	37	23,5	36,5	24		12,5	3	3	336	336	55	55	275	275								6,7	Basili et al., 2013
3675237540	37	23,5	36,5	24		12,5	7	7	336	336	55	55	275	275								6,7	Basili et al., 2013
3675237540	37	23,5	36,5	24		12,5	11	11	336	336	55	55	275	275								6,7	Basili et al., 2013
3675237540	37	23,5	36,5	24		12,5	3	3	336	336	55	55	275	275								6,7	Basili et al., 2013
3675237540	37	23,5	36,5	24		12,5	7	7	336	336	55	55	275	275								6,7	Basili et al., 2013
3675237540	37	23,5	36,5	24		12,5	11	11	336	336	55	55	275	275								6,7	Basili et al., 2013
3675237540	37	23,5	36,5	24					340	340	47	47	262	262									Basili et al., 2013
3675237540	37	23,5	36,5	24																		7,2	Koravos et al., 2003
3675237540	37	23,5	36,5	24																		6,8	Papaioannou and Papazachos, 2000
3675242540	37	24	36,5	24,5			6	34	68	92	34	60	231	297								8	Sorensen et al., 2012
3675242540	37	24	36,5	24,5		12	11	11	69	69	58	58	270	270								6,7	Basili et al., 2013
3675242540	37	24	36,5	24,5			6	34	70	76	57	89	181	215								8	Sorensen et al., 2012
3675242540	37	24	36,5	24,5		12	7	7	76	76	58	58	270	270								6,7	Basili et al., 2013
3675242540	37	24	36,5	24,5		12	11	11	76	76	58	58	270	270								6,7	Basili et al., 2013
3675242540	37	24	36,5	24,5		12	7	7	77	77	58	58	270	270								6,7	Basili et al., 2013
3675242540	37	24	36,5	24,5		12	11	11	77	77	58	58	270	270								6,7	Basili et al., 2013
3675242540	37	24	36,5	24,5			15	15	113	113	45	45	270	270								5,2	Kalafat MT Catalogue
3675242540	37	24	36,5	24,5		10,5	9	9	181	181	68	68	270	270								6,7	Basili et al., 2013
3675242540	37	24	36,5	24,5		10,5	4	4	181	181	68	68	270	270								6,7	Basili et al., 2013
3675242540	37	24	36,5	24,5		10,5	9	9	181	181	68	68	270	270								6,7	Basili et al., 2013
3675242540	37	24	36,5	24,5		10,5	4	4	182	182	68	68	270	270								6,7	Basili et al., 2013
3675242540	37	24	36,5	24,5			6	34	216	250	64	88	160	176								8	Sorensen et al., 2012
3675242540	37	24	36,5	24,5			6	34	235	251	69	77	186	204								8	Sorensen et al., 2012
3675242540	37	24	36,5	24,5					250	250	45	45	270	270									Moratto et al., 2007
3675242540	37	24	36,5	24,5			6	34	252	286	40	54	221	291								8	Sorensen et al., 2012
3675242540	37	24	36,5	24,5		12,5	11	11	267	267	59	59	270	270								6,5	Basili et al., 2013
3675242540	37	24	36,5	24,5		12,5	7	7	267	267	59	59	270	270								6,5	Basili et al., 2013
3675242540	37	24	36,5	24,5		12,5	3	3	267	267	59	59	270	270								6,5	Basili et al., 2013
3675242540	37	24	36,5	24,5		12,5	11	11	268	268	54	54	248	248								6,7	Basili et al., 2013
3675242540	37	24	36,5	24,5		12,5	7	7	268	268	54	54	248	248								6,7	Basili et al., 2013
3675242540	37	24	36,5	24,5		12,5	3	3	268	268	54	54	248	248								6,7	Basili et al., 2013
3675242540	37	24	36,5	24,5		12,5	11	11	268	268	54	54	248	248								6,7	Basili et al., 2013
3675242540	37	24	36,5	24,5		12,5	7	7	268	268	54	54	248	248								6,7	Basili et al., 2013
3675242540	37	24	36,5	24,5		12,5	3	3	268	268	54	54	248	248								6,7	Basili et al., 2013
3675242540	37	24	36,5	24,5		12,5	11	11	268	268	59	59	270	270								6,5	Basili et al., 2013
3675242540	37	24	36,5	24,5		12,5	7	7	268	268	59	59	270	270								6,5	Basili et al., 2013
3675242540	37	24	36,5	24,5		12,5	3	3	268	268	59	59	270	270								6,5	Basili et al., 2013
3675242540	37	24	36,5	24,5		12,5	11	11	270	270	54	54	248	248								6,7	Basili et al., 2013
3675242540	37	24	36,5	24,5		12,5	7	7	270	270	54	54	248	248								6,7	Basili et al., 2013
3675242540	37	24	36,5	24,5		12,5	3	3	270	270	54	54	248	248								6,7	Basili et al., 2013
3675242540	37	24	36,5	24,5		12,5	7	7	271	271	59	59	270	270								6,5	Basili et al., 2013
3675242540	37	24	36,5	24,5		12,5	3	3	271	271	59	59	270	270								6,5	Basili et al., 2013

Table B.1. Compiled moment tensor database for each analysis bin in 0-40 km depth.

3675242540	37	24	36,5	24,5		12,5	11	11	271	271	59	59	270	270								6,5	Basili et al., 2013
3675242540	37	24	36,5	24,5		12,5	7	7	272	272	54	54	248	248								6,7	Basili et al., 2013
3675242540	37	24	36,5	24,5		12,5	3	3	272	272	54	54	248	248								6,7	Basili et al., 2013
3675242540	37	24	36,5	24,5		12,5	11	11	272	272	54	54	248	248								6,7	Basili et al., 2013
3675242540	37	24	36,5	24,5		12,5	7	7	272	272	54	54	248	248								6,7	Basili et al., 2013
3675242540	37	24	36,5	24,5		12,5	3	3	272	272	54	54	248	248								6,7	Basili et al., 2013
3675242540	37	24	36,5	24,5		12,5	11	11	272	272	54	54	248	248								6,7	Basili et al., 2013
3675242540	37	24	36,5	24,5		12,5	3	3	274	274	59	59	270	270								6,5	Basili et al., 2013
3675242540	37	24	36,5	24,5		12,5	7	7	274	274	59	59	270	270								6,5	Basili et al., 2013
3675242540	37	24	36,5	24,5		12,5	11	11	274	274	59	59	270	270								6,5	Basili et al., 2013
3675242540	37	24	36,5	24,5		12,5	7	7	279	279	54	54	248	248								6,7	Basili et al., 2013
3675242540	37	24	36,5	24,5		12,5	11	11	279	279	54	54	248	248								6,7	Basili et al., 2013
3675242540	37	24	36,5	24,5			15	15	293	293	45	45	270	270	113	113	45	45	270	270		5,2	ISC MT Catalogue
3675242540	37	24	36,5	24,5																		6,5	Papazachos et al., 1999
3675247540	37	24,5	36,5	25			6	34	68	92	34	60	231	297								8	Sorensen et al., 2012
3675247540	37	24,5	36,5	25			6	34	70	76	57	89	181	215								8	Sorensen et al., 2012
3675247540	37	24,5	36,5	25		13	2	2	77	77	58	58	270	270								6,7	Basili et al., 2013
3675247540	37	24,5	36,5	25		13	7	7	77	77	58	58	270	270								6,7	Basili et al., 2013
3675247540	37	24,5	36,5	25		13	11	11	77	77	58	58	270	270								6,7	Basili et al., 2013
3675247540	37	24,5	36,5	25		13	2	2	84	84	58	58	270	270								6,7	Basili et al., 2013
3675247540	37	24,5	36,5	25		13	7	7	84	84	58	58	270	270								6,7	Basili et al., 2013
3675247540	37	24,5	36,5	25		13	11	11	84	84	58	58	270	270								6,7	Basili et al., 2013
3675247540	37	24,5	36,5	25		11,5	2	2	85	85	58	58	270	270								6,7	Basili et al., 2013
3675247540	37	24,5	36,5	25		11,5	6	6	85	85	58	58	270	270								6,7	Basili et al., 2013
3675247540	37	24,5	36,5	25		11,5	6	6	94	94	58	58	270	270								6,7	Basili et al., 2013
3675247540	37	24,5	36,5	25		11,5	2	2	94	94	58	58	270	270								6,7	Basili et al., 2013
3675247540	37	24,5	36,5	25		11,5	10	10	96	96	58	58	270	270								6,7	Basili et al., 2013
3675247540	37	24,5	36,5	25		11,5	6	6	96	96	58	58	270	270								6,7	Basili et al., 2013
3675247540	37	24,5	36,5	25		11,5	2	2	96	96	58	58	270	270								6,7	Basili et al., 2013
3675247540	37	24,5	36,5	25		11,5	6	6	96	96	58	58	270	270								6,7	Basili et al., 2013
3675247540	37	24,5	36,5	25		11,5	2	2	96	96	58	58	270	270								6,7	Basili et al., 2013
3675247540	37	24,5	36,5	25		11,5	6	6	98	98	58	58	270	270								6,7	Basili et al., 2013
3675247540	37	24,5	36,5	25		11,5	2	2	98	98	58	58	270	270								6,7	Basili et al., 2013
3675247540	37	24,5	36,5	25			13	13	105	105	36	36	279	279								5,3	Pondrelli et al., 1999
3675247540	37	24,5	25	36,5			13	13	105	105	36	36	278	278	274	274	55	55	264	264		5,2	EMMA
3675247540	37	24,5	36,5	25			11	11	113	113	45	45	270	270								5,1	Dziewonski et al., 1981
3675247540	37	24,5	36,5	25			6	34	216	250	64	88	160	176								8	Sorensen et al., 2012
3675247540	37	24,5	36,5	25			6	34	235	251	69	77	186	204								8	Sorensen et al., 2012
3675247540	37	24,5	36,5	25					250	250	45	45	270	270									Moratto et al., 2007
3675247540	37	24,5	36,5	25			6	34	252	286	40	54	221	291								8	Sorensen et al., 2012
3675247540	37	24,5	36,5	25		13	11	11	253	253	59	59	280	280								6,7	Basili et al., 2013
3675247540	37	24,5	36,5	25		13	7	7	253	253	59	59	280	280								6,7	Basili et al., 2013
3675247540	37	24,5	36,5	25		13	2	2	284	284	61	61	280	280								6,7	Basili et al., 2013
3675247540	37	24,5	36,5	25		13	7	7	284	284	61	61	280	280								6,7	Basili et al., 2013
3675247540	37	24,5	36,5	25		13	11	11	284	284	61	61	280	280								6,7	Basili et al., 2013
3675247540	37	24,5	36,5	25		13	2	2	285	285	61	61	280	280								6,7	Basili et al., 2013
3675247540	37	24,5	36,5	25		13	7	7	285	285	61	61	280	280								6,7	Basili et al., 2013
3675247540	37	24,5	36,5	25		13	11	11	285	285	61	61	280	280								6,7	Basili et al., 2013
3675247540	37	24,5	36,5	25		13	2	2	288	288	62	62	280	280								6,7	Basili et al., 2013
3675247540	37	24,5	36,5	25		13	7	7	288	288	62	62	280	280								6,7	Basili et al., 2013
3675247540	37	24,5	36,5	25		13	11	11	288	288	62	62	280	280								6,7	Basili et al., 2013
3675247540	37	24,5	36,5	25		13	2	2	293	293	63	63	280	280								6,7	Basili et al., 2013
3675247540	37	24,5	36,5	25		13	7	7	293	293	63	63	280	280								6,7	Basili et al., 2013
3675247540	37	24,5	36,5	25		13	11	11	293	293	63	63	280	280								6,7	Basili et al., 2013
3675247540	37	24,5	36,5	25																		7,2	Koravos et al., 2003
3675247540	37	24,5	36,5	25																		6,5	Papaioannou and Papazachos, 2000
3675252540	37	25	36,5	25,5		14,5	2	2	40	40	55	55	270	270								6,8	Basili et al., 2013
3675252540	37	25	36,5	25,5		14,5	2	2	47	47	55	55	270	270								6,8	Basili et al., 2013
3675252540	37	25	36,5	25,5		14,5	2	2	47	47	55	55	270	270								6,8	Basili et al., 2013
3675252540	37	25	36,5	25,5		14,5	5	5	47	47	55	55	270	270								6,8	Basili et al., 2013
3675252540	37	25	36,5	25,5		14,5	5	5	47	47	55	55	270	270								6,8	Basili et al., 2013
3675252540	37	25	36,5	25,5		14,5	9	9	47	47	55	55	270	270								6,8	Basili et al., 2013
3675252540	37	25	36,5	25,5		14,5	9	9	47	47	55	55	270	270								6,8	Basili et al., 2013
3675252540	37	25	36,5	25,5		14,5	13	13	47	47	55	55	270	270								6,8	Basili et al., 2013
3675252540	37	25	36,5	25,5			6	34	68	92	34	60	231	297								8	Sorensen et al., 2012
3675252540	37	25	36,5	25,5		11,5	2	2	69	69	59	59	270	270								6,7	Basili et al., 2013
3675252540	37	25	36,5	25,5		11,5	6	6	69	69	59	59	270	270								6,7	Basili et al., 2013
3675252540	37	25	36,5	25,5		11,5	10	10	69	69	59	59	270	270								6,7	Basili et al., 2013
3675252540	37	25	36,5	25,5			6	34	70	76	57	89	181	215								8	Sorensen et al., 2012
3675252540	37	25	36,5	25,5		11,5	2	2	71	71	58	58	270	270								6,7	Basili et al., 2013
3675252540	37	25	36,5	25,5		11,5	6	6	71	71	58	58	270	270								6,7	Basili et al., 2013
3675252540	37	25	36,5	25,5		11,5	10	10	71	71	58	58	270	270								6,7	Basili et al., 2013
3675252540	37	25	36,5	25,5		11,5	2	2	74	74	58	58	270	270								6,7	Basili et al., 2013
3675252540	37	25	36,5	25,5		11,5	6	6	74	74	58	58	270	270								6,7	Basili et al., 2013
3675252540	37	25	36,5	25,5		13	2	2	75	75	58	58	270	270								6,7	Basili et al., 2013
3675252540	37	25	36,5	25,5		13	7	7	75	75	58	58	270	270								6,7	Basili et al., 2013
3675252540	37	25	36,5	25,5		13	11	11	75	75	58	58	270	270								6,7	Basili et al., 2013
3675252540	37	25	36,5	25,5		13	2	2	75	75	58	58	270	270								6,7	Basili et al., 2013
3675252540	37	25	36,5	25,5		13	7	7	75	75	58	58	270	270								6,7	Basili et al., 2013
3675252540	37	25	36,5	25,5		13	11	11	75	75	58	58	270	270								6,7	Basili et al., 2013
3675252540	37	25	36,5	25,5		13	2	2	77	77	58	58	270	270								6,7	Basili et al., 2013
3675252540	37	25	36,5	25,5		13	7	7	77	77	58	58	270	270								6,7	Basili et al., 2013
3675252540	37	25	36,5	25,5		13	11	11	77	77	58	58	270	270								6,7	Basili et al., 2013
3675252540	37	25	36,5	25,5		13	2	2	77	77	58	58	270	270								6,7	Basili et al., 2013
3675252540	37	25	36,5	25,5		13	7	7	77	77	58	58	270	270								6,7	Basili et al., 2013
3675252540	37	25	36,5	25,5		13	11	11	77	77	58	58	270	270								6,7	Basili et al., 2013
3675252540	37	25	36,5	25,5		13	2	2	78	78	58	58	270	270								6,7	Basili et al., 2013
3675252540	37	25	36,5	25,5		13	7	7	78	78	58	58	270	270								6,7	Basili et al., 2013
3675252540	37	25	36,5	25,5		13	11	11	78	78	58	58	270	270								6,7	Basili et al., 2013
3675252540	37	25	36,5	25,5		13	2	2	85	85	58	58	270	270								6,7	Basili et al., 2013
3675252540	37	25	36,5	25,5		13	7	7	85	85	58	58	270	270								6,7	Basili et al., 2013
3675252540	37	25	36,5	25,5		13	11	11	85	85	58	58	270	270								6,7	Basili et al., 2013
3675252540	37	25	36,5	25,5			6	34	216	250	64	88	160	176								8	Sorensen et al., 2012
3675252540	37	25	36,5	25,5		13	11	11	227	227	63	63	280	280								6,7	Basili et al., 2013

Table B.1. Compiled moment tensor database for each analysis bin in 0-40 km depth.

3675252540	37	25	36,5	25,5		13	7	7	227	227	63	63	280	280								6,7	Basili et al., 2013
3675252540	37	25	36,5	25,5		13	2	2	227	227	63	63	280	280								6,7	Basili et al., 2013
3675252540	37	25	36,5	25,5		13	11	11	231	231	62	62	280	280								6,7	Basili et al., 2013
3675252540	37	25	36,5	25,5		13	7	7	231	231	62	62	280	280								6,7	Basili et al., 2013
3675252540	37	25	36,5	25,5		13	2	2	231	231	62	62	280	280								6,7	Basili et al., 2013
3675252540	37	25	36,5	25,5		13	11	11	233	233	61	61	280	280								6,7	Basili et al., 2013
3675252540	37	25	36,5	25,5		13	7	7	233	233	61	61	280	280								6,7	Basili et al., 2013
3675252540	37	25	36,5	25,5		13	2	2	233	233	61	61	280	280								6,7	Basili et al., 2013
3675252540	37	25	36,5	25,5			6	34	235	251	69	77	186	204								8	Sorensen et al., 2012
3675252540	37	25	36,5	25,5		13	11	11	236	236	61	61	280	280								6,7	Basili et al., 2013
3675252540	37	25	36,5	25,5		13	7	7	236	236	61	61	280	280								6,7	Basili et al., 2013
3675252540	37	25	36,5	25,5		13	2	2	236	236	61	61	280	280								6,7	Basili et al., 2013
3675252540	37	25	36,5	25,5					250	250	45	45	270	270									Basili et al., 2013
3675252540	37	25	36,5	25,5			6	34	252	286	40	54	221	291								8	Sorensen et al., 2012
3675252540	37	25	36,5	25,5		13	2	2	253	253	59	59	280	280								6,7	Basili et al., 2013
3675252540	37	25	36,5	25,5																		6,5	Compiled Historical Catalogue
3675252540	37	25	36,5	25,5																		7,2	Koravos et al., 2003
3675252540	37	25	36,5	25,5																		6,5	Papaioannou and Papazachos, 2000
3675257540	37	25,5	36,5	26	100	50	20	20	25	25	15	15	90	90								7,8	Beisel et al., 2009
3675257540	37	25,5	36,5	26	79,4	39,8	15	15	25	25	20	20	90	90								7,6	Beisel et al., 2009
3675257540	37	25,5	36,5	26	79,4	39,8	10	10	25	25	20	20	90	90								7,6	Beisel et al., 2009
3675257540	37	25,5	36,5	26	70,8	35,5	10	10	25	25	20	20	90	90								7,5	Beisel et al., 2009
3675257540	37	25,5	36,5	26	70,8	35,5	10	10	25	25	45	45	90	90								7,5	Beisel et al., 2009
3675257540	37	25,5	36,5	26		14,5	2	2	38	38	55	55	270	270								6,8	Basili et al., 2013
3675257540	37	25,5	36,5	26		14,5	5	5	38	38	55	55	270	270								6,8	Basili et al., 2013
3675257540	37	25,5	36,5	26		14,5	9	9	38	38	55	55	270	270								6,8	Basili et al., 2013
3675257540	37	25,5	36,5	26		14,5	13	13	38	38	55	55	270	270								6,8	Basili et al., 2013
3675257540	37	25,5	36,5	26		14,5	5	5	40	40	55	55	270	270								6,8	Basili et al., 2013
3675257540	37	25,5	36,5	26		14,5	9	9	40	40	55	55	270	270								6,8	Basili et al., 2013
3675257540	37	25,5	36,5	26		14,5	13	13	40	40	55	55	270	270								6,8	Basili et al., 2013
3675257540	37	25,5	36,5	26		14,5	2	2	45	45	55	55	270	270								6,8	Basili et al., 2013
3675257540	37	25,5	36,5	26		14,5	5	5	45	45	55	55	270	270								6,8	Basili et al., 2013
3675257540	37	25,5	36,5	26		14,5	9	9	45	45	55	55	270	270								6,8	Basili et al., 2013
3675257540	37	25,5	36,5	26		14,5	13	13	45	45	55	55	270	270								6,8	Basili et al., 2013
3675257540	37	25,5	36,5	26		14,5	13	13	47	47	55	55	270	270								6,8	Basili et al., 2013
3675257540	37	25,5	36,5	26		16	2	2	50	50	56	56	255	255								7,1	Basili et al., 2013
3675257540	37	25,5	36,5	26		16	6	6	51	51	56	56	255	255								7,1	Basili et al., 2013
3675257540	37	25,5	36,5	26		16	10	10	51	51	56	56	255	255								7,1	Basili et al., 2013
3675257540	37	25,5	36,5	26		16	14	14	51	51	56	56	255	255								7,1	Basili et al., 2013
3675257540	37	25,5	36,5	26		14,5	2	2	51	51	55	55	270	270								6,8	Basili et al., 2013
3675257540	37	25,5	36,5	26		14,5	5	5	51	51	55	55	270	270								6,8	Basili et al., 2013
3675257540	37	25,5	36,5	26		14,5	2	2	51	51	55	55	270	270								6,8	Basili et al., 2013
3675257540	37	25,5	36,5	26		14,5	5	5	51	51	55	55	270	270								6,8	Basili et al., 2013
3675257540	37	25,5	36,5	26		14,5	9	9	51	51	55	55	270	270								6,8	Basili et al., 2013
3675257540	37	25,5	36,5	26		14,5	9	9	51	51	55	55	270	270								6,8	Basili et al., 2013
3675257540	37	25,5	36,5	26		14,5	13	13	51	51	55	55	270	270								6,8	Basili et al., 2013
3675257540	37	25,5	36,5	26		14,5	13	13	51	51	55	55	270	270								6,8	Basili et al., 2013
3675257540	37	25,5	36,5	26		16	2	2	51	51	56	56	255	255								7,1	Basili et al., 2013
3675257540	37	25,5	36,5	26		16	6	6	51	51	56	56	255	255								7,1	Basili et al., 2013
3675257540	37	25,5	36,5	26		16	10	10	51	51	56	56	255	255								7,1	Basili et al., 2013
3675257540	37	25,5	36,5	26		16	14	14	51	51	56	56	255	255								7,1	Basili et al., 2013
3675257540	37	25,5	36,5	26		16	2	2	53	53	56	56	255	255								7,1	Basili et al., 2013
3675257540	37	25,5	26	36,5			0	0	57	57	65	65	0	0	327	327	90	90	155	155		7,5	EMMA
3675257540	37	25,5	36,5	26		16	2	2	59	59	55	55	255	255								7,1	Basili et al., 2013
3675257540	37	25,5	36,5	26		16	6	6	59	59	55	55	255	255								7,1	Basili et al., 2013
3675257540	37	25,5	36,5	26		16	10	10	59	59	55	55	255	255								7,1	Basili et al., 2013
3675257540	37	25,5	36,5	26		16	14	14	59	59	55	55	255	255								7,1	Basili et al., 2013
3675257540	37	25,5	26	36,5			0	0	60	60	61	61	352	352	154	154	83	83	209	209		7,9	EMMA
3675257540	37	25,5	26	36,5			0	0	60	60	61	61	352	352	154	154	83	83	209	209		7,5	EMMA
3675257540	37	25,5	36,5	26		16	2	2	60	60	55	55	255	255								7,1	Basili et al., 2013
3675257540	37	25,5	36,5	26		16	6	6	60	60	55	55	255	255								7,1	Basili et al., 2013
3675257540	37	25,5	36,5	26		16	10	10	60	60	55	55	255	255								7,1	Basili et al., 2013
3675257540	37	25,5	36,5	26		16	14	14	60	60	55	55	255	255								7,1	Basili et al., 2013
3675257540	37	25,5	36,5	26		16	2	2	63	63	55	55	255	255								7,1	Basili et al., 2013
3675257540	37	25,5	36,5	26		16	6	6	63	63	55	55	255	255								7,1	Basili et al., 2013
3675257540	37	25,5	36,5	26		16	10	10	63	63	55	55	255	255								7,1	Basili et al., 2013
3675257540	37	25,5	36,5	26		16	14	14	63	63	55	55	255	255								7,1	Basili et al., 2013
3675257540	37	25,5	36,5	26		16	2	2	64	64	55	55	255	255								7,1	Basili et al., 2013
3675257540	37	25,5	36,5	26		16	6	6	64	64	55	55	255	255								7,1	Basili et al., 2013
3675257540	37	25,5	36,5	26		16	10	10	64	64	55	55	255	255								7,1	Basili et al., 2013
3675257540	37	25,5	36,5	26		16	14	14	64	64	55	55	255	255								7,1	Basili et al., 2013
3675257540	37	25,5	26	36,5			15	15	65	65	40	40	270	270	245	245	50	50	270	270		7,2	EMMA
3675257540	37	25,5	26	36,5			10	10	65	65	40	40	270	270	245	245	50	50	270	270		7,5	EMMA
3675257540	37	25,5	26	36,5			0	0	65	65	45	45	270	270	245	245	45	45	270	270		7,1	EMMA
3675257540	37	25,5	36,5	26			0	0	65	65	45	45	270	270								7,2	Jackson et al., 1992
3675257540	37	25,5	36,5	26					65	65	40	40	270	270									Moratto et al., 2007
3675257540	37	25,5	36,5	26			6	34	68	92	34	60	231	297								8	Sorensen et al., 2012
3675257540	37	25,5	36,5	26			6	34	70	76	57	89	181	215								8	Sorensen et al., 2012
3675257540	37	25,5	26	36,5			1	1	99	99	49	49	232	232	329	329	52	52	306	306		3,3	EMMA
3675257540	37	25,5	36,5	26			0	0	99	99	49	49	232	232								3,3	Hatzfeld et al., 1993
3675257540	37	25,5	26	36,5			0	0	149	149	89	89	270	270	329	329	1	1	270	270		7,9	EMMA
3675257540	37	25,5	26	36,5			0	0	154	154	83	83	209	209	60	60	61	61	352	352		7,5	EMMA
3675257540	37	25,5	26	36,5			0	0	154	154	83	83	211	211	60	60	61	61	350	350		7,9	EMMA
3675257540	37	25,5	36,5	26			10	10	154	154	83	83	331	331								7	Kalafat MT Catalogue
3675257540	37	25,5	26	36,5			0	0	211	211	71	71	200	200	115	115	71	71	340	340		7,7	EMMA
3675257540	37	25,5	36,5	26			6	34	216	250	64	88	160	176								8	Sorensen et al., 2012
3675257540	37	25,5	26	36,5			0	0	223	223	72	72	199	199	127	127	71	71	341	341		7,9	EMMA
3675257540	37	25,5	36,5	26			6	34	235	251	69	77	186	204								8	Sorensen et al., 2012
3675257540	37	25,5	36,5	26		12,5	11	11	237	237	55	55	270	270								7,1	Basili et al., 2013
3675257540	37	25,5	36,5	26		12,5	7	7	237	237	55	55	270	270								7,1	Basili et al., 2013
3675257540	37	25,5	36,5	26		12,5	3	3	237	237	55	55	270	270								7,1	Basili et al., 2013
3675257540	37	25,5	36,5	26		12,5	11	11	237	237	55	55	270	270								7,1	Basili et al., 2013
3675257540	37	25,5	36,5	26		12,5	7	7	237	237	55	55	270	270								7,1	Basili et al., 2013
3675257540	37	25,5	36,5	26		12,5	11	11	237	237	55	55	270	270								7,1	Basili et al., 2013

Table B.1. Compiled moment tensor database for each analysis bin in 0-40 km depth.

3675257540	37	25,5	36,5	26		12,5	7	7	237	237	55	55	270	270								7,1	Basili et al., 2013
3675257540	37	25,5	36,5	26		12,5	3	3	237	237	55	55	270	270								7,1	Basili et al., 2013
3675257540	37	25,5	36,5	26		12,5	11	11	244	244	55	55	270	270								7,1	Basili et al., 2013
3675257540	37	25,5	36,5	26		12,5	11	11	244	244	55	55	270	270								7,1	Basili et al., 2013
3675257540	37	25,5	36,5	26		12,5	7	7	244	244	55	55	270	270								7,1	Basili et al., 2013
3675257540	37	25,5	36,5	26		12,5	3	3	244	244	55	55	270	270								7,1	Basili et al., 2013
3675257540	37	25,5	36,5	26					245	245	67	67	281	281									Okal et al., 2004
3675257540	37	25,5	36,5	26			6	34	252	286	40	54	221	291								8	Sorensen et al., 2012
3675257540	37	25,5	26	36,5			15	15	280	280	70	70	313	313	30	30	46	46	207	207		3,4	EMMA
3675257540	37	25,5	36,5	26			15	15	280	280	70	70	313	313								3,4	Hatzfeld et al., 1993
3675257540	37	25,5	26	36,5			0	0	327	327	90	90	155	155	57	57	65	65	0	0		7,9	EMMA
3675257540	37	25,5	26	36,5			0	0	355	355	24	24	230	230	217	217	72	72	286	286		7,7	EMMA
3675257540	37	25,5	36,5	26																		6,5	Compiled Historical Catalogue
3675257540	37	25,5	36,5	26																		7,8	Compiled Historical Catalogue
3675257540	37	25,5	36,5	26																		7,6	Koravos et al., 2003
3675257540	37	25,5	36,5	26																		7,3	Papaioannou and Papazachos, 2000
3675257540	37	25,5	36,5	26									270	270									Papazachos et al., 1999
3675262540	37	26	26,5	36,5			0	0	9	9	72	72	171	171	101	101	82	82	19	19		5,4	EMMA
3675262540	37	26	36,5	26,5			10	66	12	66	39	81	148	210								8,5	Sorensen et al., 2012
3675262540	37	26	36,5	26,5	100	50	20	20	25	25	15	15	90	90								7,8	Beisel et al., 2009
3675262540	37	26	36,5	26,5	79,4	39,8	15	15	25	25	20	20	90	90								7,6	Beisel et al., 2009
3675262540	37	26	36,5	26,5	79,4	39,8	10	10	25	25	20	20	90	90								7,6	Beisel et al., 2009
3675262540	37	26	36,5	26,5	70,8	35,5	10	10	25	25	20	20	90	90								7,5	Beisel et al., 2009
3675262540	37	26	36,5	26,5	70,8	35,5	10	10	25	25	45	45	90	90								7,5	Beisel et al., 2009
3675262540	37	26	36,5	26,5			24	24	34	34	87	87	158	158								5,1	Kalafat MT Catalogue
3675262540	37	26	36,5	26,5		16	6	6	53	53	56	56	255	255								7,1	Basili et al., 2013
3675262540	37	26	36,5	26,5		16	10	10	53	53	56	56	255	255								7,1	Basili et al., 2013
3675262540	37	26	36,5	26,5		16	14	14	53	53	56	56	255	255								7,1	Basili et al., 2013
3675262540	37	26	36,5	26,5		15	2	2	60	60	58	58	270	270								7	Basili et al., 2013
3675262540	37	26	36,5	26,5		15	2	2	60	60	58	58	270	270								7	Basili et al., 2013
3675262540	37	26	36,5	26,5		15	6	6	60	60	58	58	270	270								7	Basili et al., 2013
3675262540	37	26	36,5	26,5		15	6	6	60	60	58	58	270	270								7	Basili et al., 2013
3675262540	37	26	36,5	26,5		15	10	10	60	60	58	58	270	270								7	Basili et al., 2013
3675262540	37	26	36,5	26,5		15	10	10	60	60	58	58	270	270								7	Basili et al., 2013
3675262540	37	26	36,5	26,5		15	14	14	60	60	58	58	270	270								7	Basili et al., 2013
3675262540	37	26	36,5	26,5		15	14	14	60	60	58	58	270	270								7	Basili et al., 2013
3675262540	37	26	36,5	26,5					60	60	45	45	270	270									Ambraseys and Jackson,1990
3675262540	37	26	36,5	26,5		15	2	2	62	62	58	58	270	270								7	Basili et al., 2013
3675262540	37	26	36,5	26,5		15	6	6	62	62	58	58	270	270								7	Basili et al., 2013
3675262540	37	26	36,5	26,5		15	10	10	62	62	58	58	270	270								7	Basili et al., 2013
3675262540	37	26	36,5	26,5		15	14	14	62	62	58	58	270	270								7	Basili et al., 2013
3675262540	37	26	36,5	26,5					65	65	40	40	270	270									Moratto et al., 2007
3675262540	37	26	36,5	26,5		15	2	2	66	66	58	58	270	270								7	Basili et al., 2013
3675262540	37	26	36,5	26,5		15	6	6	66	66	58	58	270	270								7	Basili et al., 2013
3675262540	37	26	36,5	26,5		15	10	10	66	66	58	58	270	270								7	Basili et al., 2013
3675262540	37	26	36,5	26,5		15	14	14	66	66	58	58	270	270								7	Basili et al., 2013
3675262540	37	26	36,5	26,5			6	34	68	92	34	60	231	297								8	Sorensen et al., 2012
3675262540	37	26	36,5	26,5			6	34	70	76	57	89	181	215								8	Sorensen et al., 2012
3675262540	37	26	36,5	26,5		15	2	2	70	70	58	58	270	270								7	Basili et al., 2013
3675262540	37	26	36,5	26,5		15	6	6	70	70	58	58	270	270								7	Basili et al., 2013
3675262540	37	26	36,5	26,5		15	10	10	70	70	58	58	270	270								7	Basili et al., 2013
3675262540	37	26	36,5	26,5		15	14	14	70	70	58	58	270	270								7	Basili et al., 2013
3675262540	37	26	36,5	26,5			25	25	71	71	25	25	277	277								5,3	Dziewonski et al., 1981
3675262540	37	26	36,5	26,5		16	2	2	71	71	56	56	255	255								7,1	Basili et al., 2013
3675262540	37	26	36,5	26,5		16	6	6	71	71	56	56	255	255								7,1	Basili et al., 2013
3675262540	37	26	36,5	26,5		16	10	10	71	71	56	56	255	255								7,1	Basili et al., 2013
3675262540	37	26	36,5	26,5		16	14	14	71	71	56	56	255	255								7,1	Basili et al., 2013
3675262540	37	26	36,5	26,5			15,7	15,7	71	71	25	25	277	277	243	243	65	65	267	267		5,2	ISC MT Catalogue
3675262540	37	26	36,5	26,5			16	16	71	71	25	25	277	277								5,2	Kalafat MT Catalogue
3675262540	37	26	36,5	26,5			0	0	74	74	54	54	46	46								5,4	Canitez and Ucer, 1967
3675262540	37	26	26,5	36,5			0	0	74	74	54	54	46	46	312	312	54	54	134	134		5,3	EMMA
3675262540	37	26	26,5	36,5			0	0	74	74	54	54	47	47	312	312	54	54	133	133		5,7	EMMA
3675262540	37	26	36,5	26,5		16	2	2	80	80	57	57	255	255								7,1	Basili et al., 2013
3675262540	37	26	36,5	26,5		16	6	6	80	80	57	57	255	255								7,1	Basili et al., 2013
3675262540	37	26	36,5	26,5		16	10	10	80	80	57	57	255	255								7,1	Basili et al., 2013
3675262540	37	26	36,5	26,5		16	14	14	80	80	57	57	255	255								7,1	Basili et al., 2013
3675262540	37	26	36,5	26,5		15	2	2	81	81	59	59	270	270								7	Basili et al., 2013
3675262540	37	26	36,5	26,5		15	6	6	81	81	59	59	270	270								7	Basili et al., 2013
3675262540	37	26	36,5	26,5		15	10	10	81	81	59	59	270	270								7	Basili et al., 2013
3675262540	37	26	36,5	26,5		15	14	14	81	81	59	59	270	270								7	Basili et al., 2013
3675262540	37	26	26,5	36,5			18	18	157	157	49	49	329	329	270	270	65	65	224	224		4,2	EMMA
3675262540	37	26	36,5	26,5			18	18	157	157	49	49	329	329								4,2	Hatzfeld et al., 1993
3675262540	37	26	36,5	26,5			6	34	216	250	64	88	160	176								8	Sorensen et al., 2012
3675262540	37	26	26,5	36,5			0	0	223	223	74	74	201	201	127	127	70	70	343	343		7,2	EMMA
3675262540	37	26	26,5	36,5			0	0	223	223	74	74	201	201	127	127	70	70	343	343		7,2	EMMA
3675262540	37	26	26,5	36,5			0	0	231	231	84	84	180	180	141	141	90	90	354	354		4,9	EMMA
3675262540	37	26	36,5	26,5			0	0	231	231	84	84	180	180								4,9	Papadopoulos et al., 1986
3675262540	37	26	26,5	36,5			0	0	232	232	73	73	202	202	135	135	69	69	342	342		5,2	EMMA
3675262540	37	26	36,5	26,5			6	34	235	251	69	77	186	204								8	Sorensen et al., 2012
3675262540	37	26	36,5	26,5		12,5	11	11	241	241	55	55	270	270								7,1	Basili et al., 2013
3675262540	37	26	36,5	26,5		12,5	7	7	241	241	55	55	270	270								7,1	Basili et al., 2013
3675262540	37	26	36,5	26,5		12,5	3	3	241	241	55	55	270	270								7,1	Basili et al., 2013
3675262540	37	26	36,5	26,5		12,5	11	11	241	241	55	55	270	270								7,1	Basili et al., 2013
3675262540	37	26	36,5	26,5		12,5	7	7	241	241	55	55	270	270								7,1	Basili et al., 2013
3675262540	37	26	36,5	26,5		12,5	3	3	241	241	55	55	270	270								7,1	Basili et al., 2013
3675262540	37	26	36,5	26,5		12,5	7	7	244	244	55	55	270	270								7,1	Basili et al., 2013
3675262540	37	26	36,5	26,5		12,5	3	3	244	244	55	55	270	270								7,1	Basili et al., 2013
3675262540	37	26	36,5	26,5		12,5	11	11	245	245	55	55	270	270								7,1	Basili et al., 2013
3675262540	37	26	36,5	26,5		12,5	7	7	245	245	55	55	270	270								7,1	Basili et al., 2013
3675262540	37	26	36,5	26,5		12,5	3	3	245	245	55	55	270	270								7,1	Basili et al., 2013
3675262540	37	26	36,5	26,5					245	245	67	67	281	281									Okal et al., 2004
3675262540	37	26	36,5	26,5		12,5	11	11	245	245	55	55	270	270								7,1	Basili et al., 2013
3675262540	37	26	36,5	26,5		12,5	7	7	245	245	55	55	270	270								7,1	Basili et al., 2013
3675262540	37	26	36,5	26,5		12,5	3	3	245	245	55	55	270	270								7,1	Basili et al., 2013

Table B.1. Compiled moment tensor database for each analysis bin in 0-40 km depth.

3675262540	37	26	36,5	26,5		12,5	11	11	247	247	55	55	270	270								7,1	Basili et al., 2013
3675262540	37	26	36,5	26,5		12,5	7	7	247	247	55	55	270	270								7,1	Basili et al., 2013
3675262540	37	26	36,5	26,5		12,5	3	3	247	247	55	55	270	270								7,1	Basili et al., 2013
3675262540	37	26	36,5	26,5		12,5	11	11	247	247	55	55	270	270								7,1	Basili et al., 2013
3675262540	37	26	36,5	26,5		12,5	7	7	247	247	55	55	270	270								7,1	Basili et al., 2013
3675262540	37	26	36,5	26,5		12,5	3	3	247	247	55	55	270	270								7,1	Basili et al., 2013
3675262540	37	26	36,5	26,5		12,5	11	11	247	247	55	55	270	270								7,1	Basili et al., 2013
3675262540	37	26	36,5	26,5		12,5	7	7	247	247	55	55	270	270								7,1	Basili et al., 2013
3675262540	37	26	36,5	26,5		12,5	3	3	247	247	55	55	270	270								7,1	Basili et al., 2013
3675262540	37	26	36,5	26,5			10	66	248	122	36	80	333	327								8,5	Sorensen et al., 2012
3675262540	37	26	36,5	26,5			6	34	252	286	40	54	221	291								8	Sorensen et al., 2012
3675262540	37	26	36,5	26,5			10	66	253	177	51	79	70	104								8,5	Sorensen et al., 2012
3675262540	37	26	36,5	26,5			10	66	341	37	43	69	256	302								8,5	Sorensen et al., 2012
3675262540	37	26	36,5	26,5			10	66	349	113	55	89	56	116								8,5	Sorensen et al., 2012
3675262540	37	26	36,5	26,5																		7,8	Compiled Historical Catalogue
3675262540	37	26	36,5	26,5																		7,6	Koravos et al., 2003
3675262540	37	26	36,5	26,5																		7,3	Papaioannou and Papazachos, 2000
3675262540	37	26	36,5	26,5									270	270									Papazachos et al., 1999
3675267540	37	26,5	36,5	27			38	38	5	5	70	70	49	49								4,7	Kalafat MT Catalogue
3675267540	37	26,5	27	36,5			16	16	10	10	44	44	278	278	179	179	45	45	262	262		3,6	EMMA
3675267540	37	26,5	36,5	27			15	15	10	10	44	44	278	278								3,7	Hatzfeld et al., 1993
3675267540	37	26,5	36,5	27			10	66	12	66	39	81	148	210								8,5	Sorensen et al., 2012
3675267540	37	26,5	27	36,5			16	16	20	20	49	49	319	319	139	139	59	59	227	227		4	EMMA
3675267540	37	26,5	36,5	27			16	16	20	20	49	49	319	319								4,1	Hatzfeld et al., 1993
3675267540	37	26,5	36,5	27		14,5	2	2	38	38	57	57	270	270								7	Basili et al., 2013
3675267540	37	26,5	36,5	27					50	50	48	48	282	282									Moratto et al., 2007
3675267540	37	26,5	36,5	27			7	7	57	57	46	46	288	288								6	Benetatos et al., 2004
3675267540	37	26,5	27	36,5			35	35	57	57	46	46	288	288	212	212	46	46	252	252		5,2	EMMA
3675267540	37	26,5	27	36,5			7	7	57	57	46	46	288	288	212	212	47	47	252	252		6	EMMA
3675267540	37	26,5	27	36,5			35	35	57	57	46	46	288	288	212	212	47	47	252	252		6,1	EMMA
3675267540	37	26,5	36,5	27		15	10	10	57	57	58	58	270	270								7	Basili et al., 2013
3675267540	37	26,5	36,5	27		15	6	6	57	57	58	58	270	270								7	Basili et al., 2013
3675267540	37	26,5	36,5	27		15	14	14	57	57	58	58	270	270								7	Basili et al., 2013
3675267540	37	26,5	36,5	27		15	10	10	57	57	58	58	270	270								7	Basili et al., 2013
3675267540	37	26,5	36,5	27		15	14	14	57	57	58	58	270	270								7	Basili et al., 2013
3675267540	37	26,5	36,5	27		15	2	2	58	58	58	58	270	270								7	Basili et al., 2013
3675267540	37	26,5	36,5	27		15	6	6	58	58	58	58	270	270								7	Basili et al., 2013
3675267540	37	26,5	36,5	27		15	10	10	58	58	58	58	270	270								7	Basili et al., 2013
3675267540	37	26,5	36,5	27		15	14	14	58	58	58	58	270	270								7	Basili et al., 2013
3675267540	37	26,5	36,5	27		15	2	2	66	66	58	58	270	270								7	Basili et al., 2013
3675267540	37	26,5	36,5	27		15	6	6	66	66	58	58	270	270								7	Basili et al., 2013
3675267540	37	26,5	36,5	27		15	10	10	66	66	58	58	270	270								7	Basili et al., 2013
3675267540	37	26,5	36,5	27		15	14	14	66	66	58	58	270	270								7	Basili et al., 2013
3675267540	37	26,5	27	36,5			10	10	86	86	50	50	270	270	266	266	40	40	270	270		6	EMMA
3675267540	37	26,5	27	36,5			14	14	88	88	51	51	291	291	237	237	42	42	246	246		3,9	EMMA
3675267540	37	26,5	36,5	27			13	13	88	88	51	51	291	291								4	Hatzfeld et al., 1993
3675267540	37	26,5	27	36,5			15	15	109	109	41	41	290	290	265	265	50	50	253	253		3,7	EMMA
3675267540	37	26,5	36,5	27			15	15	109	109	41	41	290	290								3,7	Hatzfeld et al., 1993
3675267540	37	26,5	36,5	27			0	0	124	124	26	26	72	72								4,7	Canitez and Ucer, 1967
3675267540	37	26,5	27	36,5			0	0	124	124	26	26	72	72	325	325	66	66	99	99		4,6	EMMA
3675267540	37	26,5	36,5	27			25	25	242	242	37	37	110	110								5	Kalafat MT Catalogue
3675267540	37	26,5	36,5	27			10	66	248	122	36	80	333	327								8,5	Sorensen et al., 2012
3675267540	37	26,5	36,5	27			10	66	253	177	51	79	70	104								8,5	Sorensen et al., 2012
3675267540	37	26,5	36,5	27			27	27	297	297	10	10	90	90								5,3	Benetatos et al., 2004
3675267540	37	26,5	27	36,5			12	12	305	305	60	60	222	222	189	189	53	53	322	322		3	EMMA
3675267540	37	26,5	36,5	27			11	11	305	305	60	60	222	222								3,1	Hatzfeld et al., 1993
3675267540	37	26,5	36,5	27			10	66	341	37	43	69	256	302								8,5	Sorensen et al., 2012
3675267540	37	26,5	36,5	27			10	66	349	113	55	89	56	116								8,5	Sorensen et al., 2012
3675267540	37	26,5	36,5	27																		7,6	Koravos et al., 2003
3675267540	37	26,5	36,5	27																		7	Papaioannou and Papazachos, 2000
3675272540	37	27	36,5	27,5			10	66	12	66	39	81	148	210								8,5	Sorensen et al., 2012
3675272540	37	27	36,5	27,5		14,5	5	5	38	38	57	57	270	270								7	Basili et al., 2013
3675272540	37	27	36,5	27,5		14,5	9	9	38	38	57	57	270	270								7	Basili et al., 2013
3675272540	37	27	36,5	27,5		14,5	13	13	38	38	57	57	270	270								7	Basili et al., 2013
3675272540	37	27	27,5	36,5			0	0	42	42	58	58	171	171	137	137	82	82	32	32		5,3	EMMA
3675272540	37	27	36,5	27,5		14,5	2	2	43	43	56	56	270	270								7	Basili et al., 2013
3675272540	37	27	36,5	27,5		14,5	5	5	43	43	56	56	270	270								7	Basili et al., 2013
3675272540	37	27	36,5	27,5		14,5	9	9	43	43	56	56	270	270								7	Basili et al., 2013
3675272540	37	27	36,5	27,5		14,5	13	13	43	43	56	56	270	270								7	Basili et al., 2013
3675272540	37	27	36,5	27,5		14,5	2	2	49	49	56	56	270	270								7	Basili et al., 2013
3675272540	37	27	36,5	27,5		14,5	5	5	49	49	56	56	270	270								7	Basili et al., 2013
3675272540	37	27	36,5	27,5		14,5	9	9	49	49	56	56	270	270								7	Basili et al., 2013
3675272540	37	27	36,5	27,5		14,5	13	13	49	49	56	56	270	270								7	Basili et al., 2013
3675272540	37	27	36,5	27,5					50	50	48	48	282	282									Moratto et al., 2007
3675272540	37	27	36,5	27,5		14,5	2	2	51	51	56	56	270	270								7	Basili et al., 2013
3675272540	37	27	36,5	27,5		14,5	5	5	52	52	56	56	270	270								7	Basili et al., 2013
3675272540	37	27	36,5	27,5		14,5	9	9	52	52	56	56	270	270								7	Basili et al., 2013
3675272540	37	27	36,5	27,5		14,5	13	13	52	52	56	56	270	270								7	Basili et al., 2013
3675272540	37	27	36,5	27,5		14,5	2	2	58	58	55	55	270	270								7	Basili et al., 2013
3675272540	37	27	36,5	27,5		14,5	5	5	58	58	55	55	270	270								7	Basili et al., 2013
3675272540	37	27	36,5	27,5		14,5	9	9	58	58	55	55	270	270								7	Basili et al., 2013
3675272540	37	27	36,5	27,5		14,5	13	13	58	58	55	55	270	270								7	Basili et al., 2013
3675272540	37	27	36,5	27,5		14,5	2	2	59	59	55	55	270	270								7	Basili et al., 2013
3675272540	37	27	36,5	27,5		14,5	5	5	59	59	55	55	270	270								7	Basili et al., 2013
3675272540	37	27	36,5	27,5		14,5	9	9	59	59	55	55	270	270								7	Basili et al., 2013
3675272540	37	27	36,5	27,5		14,5	13	13	59	59	55	55	270	270								7	Basili et al., 2013
3675272540	37	27	27,5	36,5			0	0	60	60	45	45	270	270	240	240	45	45	270	270		6,4	EMMA
3675272540	37	27	36,5	27,5			0	0	60	60	45	45	270	270								6,5	Jackson et al., 1992
3675272540	37	27	36,5	27,5		14,5	2	2	71	71	56	56	270	270								7	Basili et al., 2013
3675272540	37	27	36,5	27,5		14,5	2	2	71	71	56	56	270	270								7	Basili et al., 2013
3675272540	37	27	36,5	27,5		14,5	5	5	71	71	56	56	270	270								7	Basili et al., 2013
3675272540	37	27	36,5	27,5		14,5	5	5	71	71	56	56	270	270								7	Basili et al., 2013
3675272540	37	27	36,5	27,5		14,5	9	9	71	71	56	56	270	270								7	Basili et al., 2013
3675272540	37	27	36,5	27,5		14,5	9	9	71	71	56	56	270	270								7	Basili et al., 2013

Table B.1. Compiled moment tensor database for each analysis bin in 0-40 km depth.

3675272540	37	27	36,5	27,5		14,5	13	13	71	71	56	56	270	270								7	Basili et al., 2013
3675272540	37	27	36,5	27,5		14,5	13	13	71	71	56	56	270	270								7	Basili et al., 2013
3675272540	37	27	36,5	27,5		14,5	2	2	72	72	56	56	270	270								7	Basili et al., 2013
3675272540	37	27	36,5	27,5		14,5	5	5	72	72	56	56	270	270								7	Basili et al., 2013
3675272540	37	27	36,5	27,5		14,5	9	9	72	72	56	56	270	270								7	Basili et al., 2013
3675272540	37	27	36,5	27,5		14,5	13	13	72	72	56	56	270	270								7	Basili et al., 2013
3675272540	37	27	36,5	27,5		14,5	2	2	76	76	59	59	275	275								7,1	Basili et al., 2013
3675272540	37	27	36,5	27,5		14,5	7	7	76	76	59	59	275	275								7,1	Basili et al., 2013
3675272540	37	27	36,5	27,5		14,5	12	12	76	76	59	59	275	275								7,1	Basili et al., 2013
3675272540	37	27	36,5	27,5		14,5	2	2	78	78	59	59	275	275								7,1	Basili et al., 2013
3675272540	37	27	36,5	27,5		14,5	7	7	78	78	59	59	275	275								7,1	Basili et al., 2013
3675272540	37	27	36,5	27,5		14,5	12	12	78	78	59	59	275	275								7,1	Basili et al., 2013
3675272540	37	27	36,5	27,5		12	10	10	116	116	60	60	264	264									Basili et al., 2013
3675272540	37	27	36,5	27,5		12	10	10	116	116	60	60	264	264									Basili et al., 2013
3675272540	37	27	36,5	27,5		12	6	6	116	116	60	60	264	264									Basili et al., 2013
3675272540	37	27	36,5	27,5		12	2	2	116	116	60	60	264	264									Basili et al., 2013
3675272540	37	27	27,5	36,5			0	0	140	140	82	82	30	30	45	45	60	60	171	171		5,7	EMMA
3675272540	37	27	36,5	27,5			0	0	140	140	82	82	30	30								5,8	Eyidogan et al., 1985
3675272540	37	27	36,5	27,5			22	22	187	187	84	84	242	242								4	Kalafat MT Catalogue
3675272540	37	27	36,5	27,5			10	66	248	122	36	80	333	327								8,5	Sorensen et al., 2012
3675272540	37	27	36,5	27,5			10	66	253	177	51	79	70	104								8,5	Sorensen et al., 2012
3675272540	37	27	36,5	27,5			11	7	259	259	35	35	240	240	114	114	60	60	289	289			Kiratzi and Louvari, 2003
3675272540	37	27	36,5	27,5		13	2	2	280	280	60	60	288	288									Basili et al., 2013
3675272540	37	27	36,5	27,5		13	7	7	280	280	60	60	288	288									Basili et al., 2013
3675272540	37	27	36,5	27,5		13	11	11	280	280	60	60	288	288									Basili et al., 2013
3675272540	37	27	27,5	36,5			19	19	329	329	75	75	90	90	150	150	15	15	90	90		3,6	EMMA
3675272540	37	27	36,5	27,5			18	18	329	329	75	75	90	90								3,6	Hatzfeld et al., 1993
3675272540	37	27	36,5	27,5			10	66	341	37	43	69	256	302								8,5	Sorensen et al., 2012
3675272540	37	27	36,5	27,5			10	66	349	113	55	89	56	116								8,5	Sorensen et al., 2012
3675272540	37	27	36,5	27,5																		6,6	Koravos et al., 2003
3675272540	37	27	36,5	27,5																		7,3	Koravos et al., 2003
3675272540	37	27	36,5	27,5																		7	Papaioannou and Papazachos, 2000
3675277540	37	27,5	36,5	28			10	66	12	66	39	81	148	210								8,5	Sorensen et al., 2012
3675277540	37	27,5	36,5	28		13	2	2	43	43	80	80	354	354									Basili et al., 2013
3675277540	37	27,5	36,5	28		13	7	7	43	43	80	80	354	354									Basili et al., 2013
3675277540	37	27,5	36,5	28		13	11	11	43	43	80	80	354	354									Basili et al., 2013
3675277540	37	27,5	36,5	28		13	2	2	43	43	80	80	354	354									Basili et al., 2013
3675277540	37	27,5	36,5	28		13	7	7	43	43	80	80	354	354									Basili et al., 2013
3675277540	37	27,5	36,5	28		13	11	11	43	43	80	80	354	354									Basili et al., 2013
3675277540	37	27,5	36,5	28		13	2	2	43	43	80	80	354	354									Basili et al., 2013
3675277540	37	27,5	36,5	28		13	7	7	43	43	80	80	354	354									Basili et al., 2013
3675277540	37	27,5	36,5	28		13	11	11	43	43	80	80	354	354									Basili et al., 2013
3675277540	37	27,5	36,5	28		13	2	2	43	43	80	80	354	354									Basili et al., 2013
3675277540	37	27,5	36,5	28		13	7	7	43	43	80	80	354	354									Basili et al., 2013
3675277540	37	27,5	36,5	28		13	11	11	43	43	80	80	354	354									Basili et al., 2013
3675277540	37	27,5	36,5	28		13	2	2	43	43	80	80	354	354									Basili et al., 2013
3675277540	37	27,5	36,5	28		13	7	7	43	43	80	80	354	354									Basili et al., 2013
3675277540	37	27,5	36,5	28		13	11	11	43	43	80	80	354	354									Basili et al., 2013
3675277540	37	27,5	36,5	28		13	2	2	43	43	80	80	354	354									Basili et al., 2013
3675277540	37	27,5	36,5	28		13	7	7	43	43	80	80	354	354									Basili et al., 2013
3675277540	37	27,5	36,5	28		13	11	11	43	43	80	80	354	354									Basili et al., 2013
3675277540	37	27,5	36,5	28		13	11	11	44	44	70	70	309	309									Basili et al., 2013
3675277540	37	27,5	36,5	28					50	50	48	48	282	282									Moratto et al., 2007
3675277540	37	27,5	36,5	28			30	30	53	53	79	79	244	244								4,9	Kalafat MT Catalogue
3675277540	37	27,5	36,5	28			10	10	60	60	37	37	248	248								4,5	INGV RCMT Catalogue
3675277540	37	27,5	36,5	28			15	15	60	60	37	37	248	248	266	266	56	56	286	286		4,7	ISC MT Catalogue
3675277540	37	27,5	36,5	28			15	15	60	60	43	43	252	252	264	264	49	49	287	287		5,2	ISC MT Catalogue
3675277540	37	27,5	36,5	28			10	10	63	63	27	27	245	245								5,2	INGV RCMT Catalogue
3675277540	37	27,5	36,5	28			15	15	63	63	28	28	245	245	271	271	65	65	283	283		5,5	ISC MT Catalogue
3675277540	37	27,5	36,5	28			10	10	68	68	36	36	260	260								5	INGV RCMT Catalogue
3675277540	37	27,5	36,5	28			15	15	68	68	36	36	260	260	259	259	55	55	277	277		5,3	ISC MT Catalogue
3675277540	37	27,5	36,5	28			20	20	71	71	31	31	261	261								5	INGV RCMT Catalogue
3675277540	37	27,5	36,5	28			12	12	71	71	42	42	249	249	278	278	52	52	287	287		5,2	ISC MT Catalogue
3675277540	37	27,5	36,5	28			9	9	73	73	34	34	261	261								4,7	ETHZ Moment Tensor Catalogue
3675277540	37	27,5	36,5	28			12	12	75	75	40	40	265	265	262	262	50	50	275	275		5,5	ISC MT Catalogue
3675277540	37	27,5	36,5	28			12	12	75	75	41	41	266	266	260	260	49	49	273	273		5,3	ISC MT Catalogue
3675277540	37	27,5	36,5	28		13	2	2	77	77	60	60	299	299									Basili et al., 2013
3675277540	37	27,5	36,5	28		13	7	7	77	77	60	60	299	299									Basili et al., 2013
3675277540	37	27,5	36,5	28		13	11	11	77	77	60	60	299	299									Basili et al., 2013
3675277540	37	27,5	36,5	28		13	2	2	79	79	60	60	299	299									Basili et al., 2013
3675277540	37	27,5	36,5	28		13	7	7	79	79	60	60	299	299									Basili et al., 2013
3675277540	37	27,5	36,5	28		13	11	11	79	79	60	60	299	299									Basili et al., 2013
3675277540	37	27,5	36,5	28					80	80	42	42	261	261									Moratto et al., 2007
3675277540	37	27,5	36,5	28		14,5	2	2	81	81	59	59	275	275								7,1	Basili et al., 2013
3675277540	37	27,5	36,5	28		14,5	7	7	81	81	59	59	275	275								7,1	Basili et al., 2013
3675277540	37	27,5	36,5	28		14,5	12	12	81	81	59	59	275	275								7,1	Basili et al., 2013
3675277540	37	27,5	36,5	28		14,5	2	2	82	82	59	59	275	275								7,1	Basili et al., 2013
3675277540	37	27,5	36,5	28		14,5	7	7	82	82	59	59	275	275								7,1	Basili et al., 2013
3675277540	37	27,5	36,5	28		14,5	12	12	82	82	59	59	275	275								7,1	Basili et al., 2013
3675277540	37	27,5	36,5	28		14,5	2	2	82	82	59	59	275	275								7,1	Basili et al., 2013
3675277540	37	27,5	36,5	28		14,5	7	7	82	82	59	59	275	275								7,1	Basili et al., 2013
3675277540	37	27,5	36,5	28		14,5	12	12	82	82	59	59	275	275								7,1	Basili et al., 2013
3675277540	37	27,5	36,5	28		14,5	2	2	82	82	59	59	275	275								7,1	Basili et al., 2013
3675277540	37	27,5	36,5	28		14,5	7	7	82	82	59	59	275	275								7,1	Basili et al., 2013
3675277540	37	27,5	36,5	28		14,5	12	12	82	82	59	59	275	275								7,1	Basili et al., 2013
3675277540	37	27,5	36,5	28		14,5	2	2	82	82	59	59	275	275								7,1	Basili et al., 2013
3675277540	37	27,5	36,5	28		14,5	7	7	82	82	59	59	275	275								7,1	Basili et al., 2013
3675277540	37	27,5	36,5	28		14,5	12	12	82	82	59	59	275	275								7,1	Basili et al., 2013
3675277540	37	27,5	36,5	28		14,5	2	2	83	83	59	59	275	275								7,1	Basili et al., 2013
3675277540	37	27,5	36,5	28		14,5	7	7	83	83	59	59	275	275								7,1	Basili et al., 2013
3675277540	37	27,5	36,5	28		14,5	12	12	83	83	59	59	275	275								7,1	Basili et al., 2013
3675277540	37	27,5	36,5	28			10	10	83	83	23	23	277	277								4,8	INGV RCMT Catalogue
3675277540	37	27,5	36,5	28		14,5	2	2	83	83	59	59	275	275								7,1	Basili et al., 2013
3675277540	37	27,5	36,5	28		14,5	7	7	83	83	59	59	275	275								7,1	Basili et al., 2013

Table B.1. Compiled moment tensor database for each analysis bin in 0-40 km depth.

3675277540	37	27,5	36,5	28		14,5	12	12	83	83	59	59	275	275								7,1	Basili et al., 2013
3675277540	37	27,5	36,5	28			33	33	83	83	36	36	257	257								5,1	INGV RCMT Catalogue
3675277540	37	27,5	36,5	28			15	15	83	83	23	23	277	277	255	255	67	67	267	267		5,2	ISC MT Catalogue
3675277540	37	27,5	36,5	28		14,5	2	2	83	83	59	59	275	275								7,1	Basili et al., 2013
3675277540	37	27,5	36,5	28		14,5	7	7	83	83	59	59	275	275								7,1	Basili et al., 2013
3675277540	37	27,5	36,5	28		14,5	12	12	83	83	59	59	275	275								7,1	Basili et al., 2013
3675277540	37	27,5	36,5	28		14,5	2	2	84	84	59	59	275	275								7,1	Basili et al., 2013
3675277540	37	27,5	36,5	28		14,5	7	7	84	84	59	59	275	275								7,1	Basili et al., 2013
3675277540	37	27,5	36,5	28		14,5	12	12	84	84	59	59	275	275								7,1	Basili et al., 2013
3675277540	37	27,5	36,5	28		14,5	2	2	84	84	59	59	275	275								7,1	Basili et al., 2013
3675277540	37	27,5	36,5	28		14,5	7	7	84	84	59	59	275	275								7,1	Basili et al., 2013
3675277540	37	27,5	36,5	28		14,5	12	12	84	84	59	59	275	275								7,1	Basili et al., 2013
3675277540	37	27,5	36,5	28			15	15	90	90	41	41	259	259	285	285	50	50	280	280		5,5	ISC MT Catalogue
3675277540	37	27,5	36,5	28		13	11	11	90	90	60	60	299	299									Basili et al., 2013
3675277540	37	27,5	36,5	28		13	7	7	90	90	60	60	299	299									Basili et al., 2013
3675277540	37	27,5	36,5	28		13	2	2	90	90	60	60	299	299									Basili et al., 2013
3675277540	37	27,5	36,5	28		13	11	11	90	90	60	60	299	299									Basili et al., 2013
3675277540	37	27,5	36,5	28		13	7	7	90	90	60	60	299	299									Basili et al., 2013
3675277540	37	27,5	36,5	28		13	2	2	90	90	60	60	299	299									Basili et al., 2013
3675277540	37	27,5	36,5	28			15	15	92	92	36	36	266	266	276	276	54	54	273	273		5,5	ISC MT Catalogue
3675277540	37	27,5	36,5	28			12,2	12,2	100	100	33	33	291	291	255	255	60	60	257	257		5	ISC MT Catalogue
3675277540	37	27,5	36,5	28			10	10	101	101	40	40	281	281	267	267	51	51	261	261		5,5	ISC MT Catalogue
3675277540	37	27,5	36,5	28			15,1	15,1	110	110	45	45	297	297	255	255	51	51	246	246		5,4	ISC MT Catalogue
3675277540	37	27,5	36,5	28			8	8	191	191	77	77	285	285								3,8	Kalafat MT Catalogue
3675277540	37	27,5	36,5	28			10	66	248	122	36	80	333	327								8,5	Sorensen et al., 2012
3675277540	37	27,5	36,5	28			10	66	253	177	51	79	70	104								8,5	Sorensen et al., 2012
3675277540	37	27,5	36,5	28			15	15	255	255	51	51	246	246								5,5	Kalafat MT Catalogue
3675277540	37	27,5	36,5	28			12	12	255	255	60	60	257	257								5,1	Kalafat MT Catalogue
3675277540	37	27,5	36,5	28			9	9	259	259	60	60	276	276	68	68	31	31	261	261		4,8	ISC MT Catalogue
3675277540	37	27,5	36,5	28			15	15	260	260	61	61	270	270	80	80	29	29	270	270		5,2	ISC MT Catalogue
3675277540	37	27,5	36,5	28			12	12	260	260	49	49	273	273								5,3	Kalafat MT Catalogue
3675277540	37	27,5	36,5	28			12	12	262	262	50	50	275	275								5,6	Kalafat MT Catalogue
3675277540	37	27,5	36,5	28			12	12	263	263	52	52	276	276								5,2	Kalafat MT Catalogue
3675277540	37	27,5	36,5	28			9	9	264	264	57	57	276	276	73	73	34	34	261	261		4,6	ISC MT Catalogue
3675277540	37	27,5	36,5	28			9	9	267	267	58	58	281	281	67	67	34	34	254	254		5,6	ISC MT Catalogue
3675277540	37	27,5	36,5	28		13	11	11	267	267	60	60	288	288									Basili et al., 2013
3675277540	37	27,5	36,5	28		13	11	11	267	267	60	60	288	288									Basili et al., 2013
3675277540	37	27,5	36,5	28		13	11	11	267	267	60	60	288	288									Basili et al., 2013
3675277540	37	27,5	36,5	28		13	11	11	267	267	60	60	288	288									Basili et al., 2013
3675277540	37	27,5	36,5	28		13	11	11	267	267	60	60	288	288									Basili et al., 2013
3675277540	37	27,5	36,5	28		13	11	11	267	267	60	60	288	288									Basili et al., 2013
3675277540	37	27,5	36,5	28		13	7	7	267	267	60	60	288	288									Basili et al., 2013
3675277540	37	27,5	36,5	28		13	7	7	267	267	60	60	288	288									Basili et al., 2013
3675277540	37	27,5	36,5	28		13	7	7	267	267	60	60	288	288									Basili et al., 2013
3675277540	37	27,5	36,5	28		13	7	7	267	267	60	60	288	288									Basili et al., 2013
3675277540	37	27,5	36,5	28		13	7	7	267	267	60	60	288	288									Basili et al., 2013
3675277540	37	27,5	36,5	28		13	2	2	267	267	60	60	288	288									Basili et al., 2013
3675277540	37	27,5	36,5	28		13	2	2	267	267	60	60	288	288									Basili et al., 2013
3675277540	37	27,5	36,5	28		13	2	2	267	267	60	60	288	288									Basili et al., 2013
3675277540	37	27,5	36,5	28		13	2	2	267	267	60	60	288	288									Basili et al., 2013
3675277540	37	27,5	36,5	28			9	9	268	268	57	57	283	283	65	65	35	35	251	251		5,4	ISC MT Catalogue
3675277540	37	27,5	36,5	28			9	9	269	269	56	56	278	278	76	76	34	34	259	259		5,2	ISC MT Catalogue
3675277540	37	27,5	36,5	28			15	15	276	276	54	54	273	273								5,5	Kalafat MT Catalogue
3675277540	37	27,5	36,5	28			12	12	278	278	52	52	287	287								5,2	Kalafat MT Catalogue
3675277540	37	27,5	36,5	28		13	2	2	280	280	60	60	288	288									Basili et al., 2013
3675277540	37	27,5	36,5	28		13	7	7	280	280	60	60	288	288									Basili et al., 2013
3675277540	37	27,5	36,5	28		13	11	11	280	280	60	60	288	288									Basili et al., 2013
3675277540	37	27,5	36,5	28			15	15	285	285	50	50	280	280								5,6	Kalafat MT Catalogue
3675277540	37	27,5	36,5	28			10	66	341	37	43	69	256	302								8,5	Sorensen et al., 2012
3675277540	37	27,5	36,5	28			10	66	349	113	55	89	56	116								8,5	Sorensen et al., 2012
3675277540	37	27,5	36,5	28																		7,6	Compiled Historical Catalogue
3675277540	37	27,5	36,5	28																		7,3	Koravos et al., 2003
3675277540	37	27,5	36,5	28																		7	Papaioannou and Papazachos, 2000
3675282540	37	28	36,5	28,5			10	66	12	66	39	81	148	210								8,5	Sorensen et al., 2012
3675282540	37	28	36,5	28,5			33	33	28	28	64	64	223	223								5,2	Kalafat MT Catalogue
3675282540	37	28	36,5	28,5			18	18	70	70	57	57	265	265	260	260	33	33	278	278		4,4	ISC MT Catalogue
3675282540	37	28	36,5	28,5			28	28	76	76	88	88	185	185								4,3	Kalafat MT Catalogue
3675282540	37	28	36,5	28,5		14,5	7	7	78	78	59	59	275	275								7,1	Basili et al., 2013
3675282540	37	28	36,5	28,5		14,5	12	12	78	78	59	59	275	275								7,1	Basili et al., 2013
3675282540	37	28	36,5	28,5		14,5	7	7	79	79	59	59	275	275								7,1	Basili et al., 2013
3675282540	37	28	36,5	28,5		14,5	12	12	79	79	59	59	275	275								7,1	Basili et al., 2013
3675282540	37	28	36,5	28,5		14,5	12	12	79	79	59	59	275	275								7,1	Basili et al., 2013
3675282540	37	28	36,5	28,5		14,5	7	7	82	82	59	59	275	275								7,1	Basili et al., 2013
3675282540	37	28	36,5	28,5		14,5	12	12	82	82	59	59	275	275								7,1	Basili et al., 2013
3675282540	37	28	36,5	28,5		14,5	2	2	84	84	59	59	275	275								7,1	Basili et al., 2013
3675282540	37	28	36,5	28,5		14,5	7	7	84	84	59	59	275	275								7,1	Basili et al., 2013
3675282540	37	28	36,5	28,5		14,5	12	12	84	84	59	59	275	275								7,1	Basili et al., 2013
3675282540	37	28	36,5	28,5		14,5	2	2	84	84	59	59	275	275								7,1	Basili et al., 2013
3675282540	37	28	36,5	28,5		14,5	7	7	84	84	59	59	275	275								7,1	Basili et al., 2013
3675282540	37	28	36,5	28,5		14,5	12	12	84	84	59	59	275	275								7,1	Basili et al., 2013
3675282540	37	28	36,5	28,5			33	33	89	89	49	49	277	277	258	258	41	41	262	262			ISC MT Catalogue
3675282540	37	28	36,5	28,5			20	20	94	94	17	17	109	109								4,7	Kalafat MT Catalogue
3675282540	37	28	36,5	28,5			15	15	103	103	27	27	286	286	265	265	64	64	262	262		5,3	ISC MT Catalogue
3675282540	37	28	36,5	28,5			12	12	105	105	45	45	291	291	257	257	48	48	251	251		5,3	ISC MT Catalogue
3675282540	37	28	36,5	28,5			33	33	166	166	61	61	351	351								5,5	Kalafat MT Catalogue
3675282540	37	28	36,5	28,5			16,9	16,9	239	239	28	28	255	255	76	76	63	63	278	278		4,3	ISC MT Catalogue
3675282540	37	28	36,5	28,5			5	5	239	239	29	29	255	255								4,6	INGV RCMT Catalogue
3675282540	37	28	36,5	28,5			21	21	240	240	41	41	303	303								5	Benetatos et al., 2004
3675282540	37	28	36,5	28,5			10	66	248	122	36	80	333	327								8,5	Sorensen et al., 2012
3675282540	37	28	36,5	28,5			10	66	253	177	51	79	70	104								8,5	Sorensen et al., 2012
3675282540	37	28	36,5	28,5			12	12	257	257	48	48	251	251								5,4	Kalafat MT Catalogue

Table B.1. Compiled moment tensor database for each analysis bin in 0-40 km depth.

3675282540	37	28	36,5	28,5			4	4	271	271	48	48	284	284	71	71	44	44	255	255		4,3	ISC MT Catalogue
3675282540	37	28	36,5	28,5			33	33	275	275	52	52	326	326	28	28	64	64	223	223		5,2	ISC MT Catalogue
3675282540	37	28	36,5	28,5			33	33	275	275	52	52	326	326								5	Dziewonski et al., 1981
3675282540	37	28	36,5	28,5			15	15	276	276	41	41	304	304	54	54	57	57	244	244		4,4	ISC MT Catalogue
3675282540	37	28	28,5	36,5			33	33	323	323	45	45	92	92	141	141	45	45	88	88		4,5	EMMA
3675282540	37	28	36,5	28,5			10	66	341	37	43	69	256	302								8,5	Sorensen et al., 2012
3675282540	37	28	36,5	28,5			10	66	349	113	55	89	56	116								8,5	Sorensen et al., 2012
3675282540	37	28	36,5	28,5																		7,6	Compiled Historical Catalogue
3675282540	37	28	36,5	28,5																		7,3	Koravos et al., 2003
3675282540	37	28	36,5	28,5																		6,6	Papaioannou and Papazachos, 2000
3675282540	37	28	36,5	28,5																		7,8	Papaioannou and Papazachos, 2000
3675282540	37	28	36,5	28,5									90	90									Papazachos et al., 1999
3675287540	37	28,5	29	36,5			0	0	8	8	40	40	357	357	101	101	88	88	230	230		6,2	EMMA
3675287540	37	28,5	36,5	29			0	0	8	8	40	40	357	357								6,3	Canitez and Ucer, 1967
3675287540	37	28,5	29	36,5			0	0	38	38	70	70	289	289	173	173	27	27	228	228		5,7	EMMA
3675287540	37	28,5	29	36,5			1	1	65	65	76	76	290	290	189	189	24	24	216	216		6,2	EMMA
3675287540	37	28,5	36,5	29			30	30	65	65	76	76	290	290								5,9	Kalafat MT Catalogue
3675287540	37	28,5	29	36,5			0	0	65	65	77	77	285	285	196	196	20	20	222	222		6,2	EMMA
3675287540	37	28,5	29	36,5			0	0	175	175	35	35	215	215	55	55	71	71	300	300		6,2	EMMA
3675287540	37	28,5	36,5	29			0	0	175	175	27	27	230	230								5,3	Canitez and Ucer, 1967
3675287540	37	28,5	29	36,5			0	0	175	175	27	27	230	230	39	39	70	70	288	288		5,3	EMMA
3675287540	37	28,5	29	36,5			0	0	182	182	24	24	184	184	88	88	88	88	294	294		6,2	EMMA
3675287540	37	28,5	29	36,5			0	0	186	186	24	24	214	214	65	65	77	77	291	291		6,1	EMMA
3675287540	37	28,5	29	36,5			0	0	235	235	87	87	31	31	144	144	59	59	177	177		6,2	EMMA
3675287540	37	28,5	29	36,5			0	0	247	247	87	87	31	31	155	155	59	59	177	177		5,3	EMMA
3675287540	37	28,5	36,5	29			10	66	248	122	36	80	333	327								8,5	Sorensen et al., 2012
3675287540	37	28,5	36,5	29			10	66	248	122	36	80	333	327								8,5	Sorensen et al., 2012
3675287540	37	28,5	36,5	29			10	66	253	177	51	79	70	104								8,5	Sorensen et al., 2012
3675287540	37	28,5	29	36,5			0	0	261	261	88	88	41	41	169	169	49	49	178	178		5,3	EMMA
3675287540	37	28,5	36,5	29			10	66	341	37	43	69	256	302								8,5	Sorensen et al., 2012
3675287540	37	28,5	36,5	29			10	66	349	113	55	89	56	116								8,5	Sorensen et al., 2012
3675287540	37	28,5	36,5	29																		7,8	Papaioannou and Papazachos, 2000
3675287540	37	28,5	36,5	29									90	90									Papazachos et al., 1999
3675292540	37	29	36,5	29,5			10	10	55	55	71	71	126	126								4,1	Kalafat MT Catalogue
3675292540	37	29	36,5	29,5			8	8	86	86	86	86	148	148								4,6	Kalafat MT Catalogue
3675292540	37	29	36,5	29,5			12	12	103	103	90	90	142	142								4,6	Kalafat MT Catalogue
3675292540	37	29	36,5	29,5			33	33	139	139	36	36	277	277								5,1	Dziewonski et al., 1981
3675292540	37	29	29,5	36,5			0	0	160	160	65	65	180	180	250	250	90	90	25	25		5,1	EMMA
3675292540	37	29	36,5	29,5			0	0	160	160	65	65	180	180								5,2	Papadopoulos et al., 1986
3675292540	37	29	36,5	29,5			4	4	211	211	58	58	219	219								3,8	Kalafat MT Catalogue
3675292540	37	29	36,5	29,5		14	12	12	262	262	50	50	270	270									Basili et al., 2013
3675292540	37	29	36,5	29,5		14	12	12	262	262	50	50	270	270									Basili et al., 2013
3675292540	37	29	36,5	29,5		14	9	9	262	262	50	50	270	270									Basili et al., 2013
3675292540	37	29	36,5	29,5		14	9	9	262	262	50	50	270	270									Basili et al., 2013
3675292540	37	29	36,5	29,5		14	5	5	262	262	50	50	270	270									Basili et al., 2013
3675292540	37	29	36,5	29,5		14	5	5	262	262	50	50	270	270									Basili et al., 2013
3675292540	37	29	36,5	29,5		14	2	2	262	262	50	50	270	270									Basili et al., 2013
3675292540	37	29	36,5	29,5		14	2	2	262	262	50	50	270	270									Basili et al., 2013
3675292540	37	29	36,5	29,5			13	13	263	263	38	38	252	252	106	106	54	54	284	284		5,1	ISC MT Catalogue
3675292540	37	29	36,5	29,5			13	13	263	263	38	38	252	252								5,1	Kalafat MT Catalogue
3675292540	37	29	36,5	29,5		14	12	12	268	268	50	50	270	270									Basili et al., 2013
3675292540	37	29	36,5	29,5		14	9	9	268	268	50	50	270	270									Basili et al., 2013
3675292540	37	29	36,5	29,5		14	5	5	268	268	50	50	270	270									Basili et al., 2013
3675292540	37	29	36,5	29,5		14	2	2	268	268	50	50	270	270									Basili et al., 2013
3675292540	37	29	36,5	29,5		14	2	2	271	271	50	50	270	270									Basili et al., 2013
3675292540	37	29	36,5	29,5		14	12	12	271	271	50	50	270	270									Basili et al., 2013
3675292540	37	29	36,5	29,5		14	9	9	271	271	50	50	270	270									Basili et al., 2013
3675292540	37	29	36,5	29,5		14	5	5	271	271	50	50	270	270									Basili et al., 2013
3675292540	37	29	36,5	29,5		14	9	9	271	271	50	50	270	270									Basili et al., 2013
3675292540	37	29	36,5	29,5		14	5	5	271	271	50	50	270	270									Basili et al., 2013
3675292540	37	29	36,5	29,5		14	2	2	271	271	50	50	270	270									Basili et al., 2013
3675292540	37	29	36,5	29,5		14	12	12	271	271	50	50	270	270									Basili et al., 2013
3675292540	37	29	36,5	29,5			12	12	275	275	37	37	253	253	116	116	54	54	282	282		5,3	ISC MT Catalogue
3675292540	37	29	36,5	29,5			12	12	275	275	37	37	253	253								5,3	Kalafat MT Catalogue
3675292540	37	29	36,5	29,5			31	31	336	336	49	49	48	48								5,3	Bernardi et al., 2004
3675307540	37	30,5	36,5	31		15	2	2	2	2	50	50	270	270									Basili et al., 2013
3675307540	37	30,5	36,5	31		15	6	6	2	2	50	50	270	270									Basili et al., 2013
3675307540	37	30,5	36,5	31		15	9	9	2	2	50	50	270	270									Basili et al., 2013
3675307540	37	30,5	36,5	31		15	13	13	2	2	50	50	270	270									Basili et al., 2013
3675307540	37	30,5	36,5	31		15	2	2	2	2	50	50	270	270									Basili et al., 2013
3675307540	37	30,5	36,5	31		15	6	6	2	2	50	50	270	270									Basili et al., 2013
3675307540	37	30,5	36,5	31		15	9	9	2	2	50	50	270	270									Basili et al., 2013
3675307540	37	30,5	36,5	31		15	13	13	2	2	50	50	270	270									Basili et al., 2013
3675307540	37	30,5	36,5	31		15	2	2	10	10	50	50	270	270									Basili et al., 2013
3675307540	37	30,5	36,5	31		15	6	6	10	10	50	50	270	270									Basili et al., 2013
3675307540	37	30,5	36,5	31		15	9	9	10	10	50	50	270	270									Basili et al., 2013
3675307540	37	30,5	36,5	31		15	13	13	10	10	50	50	270	270									Basili et al., 2013
3675307540	37	30,5	36,5	31		15	2	2	10	10	50	50	270	270									Basili et al., 2013
3675307540	37	30,5	36,5	31		15	2	2	10	10	50	50	270	270									Basili et al., 2013
3675307540	37	30,5	36,5	31		15	6	6	10	10	50	50	270	270									Basili et al., 2013
3675307540	37	30,5	36,5	31		15	6	6	10	10	50	50	270	270									Basili et al., 2013
3675307540	37	30,5	36,5	31		15	9	9	10	10	50	50	270	270									Basili et al., 2013
3675307540	37	30,5	36,5	31		15	2	2	10	10	50	50	270	270									Basili et al., 2013
3675307540	37	30,5	36,5	31		15	9	9	10	10	50	50	270	270									Basili et al., 2013
3675307540	37	30,5	36,5	31		15	13	13	10	10	50	50	270	270									Basili et al., 2013
3675307540	37	30,5	36,5	31		15	6	6	10	10	50	50	270	270									Basili et al., 2013
3675307540	37	30,5	36,5	31		15	13	13	10	10	50	50	270	270									Basili et al., 2013
3675307540	37	30,5	36,5	31		15	9	9	10	10	50	50	270	270									Basili et al., 2013
3675307540	37	30,5	36,5	31		15	13	13	10	10	50	50	270	270									Basili et al., 2013
3675307540	37	30,5	36,5	31		15	2	2	26	26	50	50	270	270									Basili et al., 2013
3675307540	37	30,5	36,5	31		15	2	2	26	26	50	50	270	270									Basili et al., 2013
3675307540	37	30,5	36,5	31		15	6	6	26	26	50	50	270	270									Basili et al., 2013
3675307540	37	30,5	36,5	31		15	6	6	26	26	50	50	270	270									Basili et al., 2013
3675307540	37	30,5	36,5	31		15	9	9	26	26	50	50	270	270									Basili et al., 2013

Table B.1. Compiled moment tensor database for each analysis bin in 0-40 km depth.

3675307540	37	30,5	36,5	31		15	13	13	26	26	50	50	270	270								Basili et al., 2013
3675307540	37	30,5	36,5	31		15	6	6	44	44	50	50	301	301								Basili et al., 2013
3675307540	37	30,5	36,5	31		15	9	9	44	44	50	50	301	301								Basili et al., 2013
3675307540	37	30,5	36,5	31		15	13	13	44	44	50	50	301	301								Basili et al., 2013
3675307540	37	30,5	36,5	31		15	13	13	44	44	50	50	301	301								Basili et al., 2013
3675312540	37	31	36,5	31,5		29	3	3	318	318	40	40	100	100								Basili et al., 2013
3675312540	37	31	36,5	31,5		29	3	3	318	318	40	40	100	100								Basili et al., 2013
3675312540	37	31	36,5	31,5		29	3	3	318	318	40	40	100	100								Basili et al., 2013
3675312540	37	31	36,5	31,5		29	6	6	318	318	40	40	100	100								Basili et al., 2013
3675312540	37	31	36,5	31,5		29	3	3	318	318	40	40	100	100								Basili et al., 2013
3675312540	37	31	36,5	31,5		29	6	6	318	318	40	40	100	100								Basili et al., 2013
3675312540	37	31	36,5	31,5		29	6	6	318	318	40	40	100	100								Basili et al., 2013
3675312540	37	31	36,5	31,5		29	9	9	318	318	40	40	100	100								Basili et al., 2013
3675312540	37	31	36,5	31,5		29	9	9	318	318	40	40	100	100								Basili et al., 2013
3675312540	37	31	36,5	31,5		29	12	12	318	318	40	40	100	100								Basili et al., 2013
3675312540	37	31	36,5	31,5		29	3	3	320	320	40	40	100	100								Basili et al., 2013
3675312540	37	31	36,5	31,5		29	6	6	320	320	40	40	100	100								Basili et al., 2013
3675312540	37	31	36,5	31,5		29	3	3	320	320	40	40	100	100								Basili et al., 2013
3675312540	37	31	36,5	31,5		29	9	9	320	320	40	40	100	100								Basili et al., 2013
3675312540	37	31	36,5	31,5		29	6	6	320	320	40	40	100	100								Basili et al., 2013
3675312540	37	31	36,5	31,5		29	12	12	320	320	40	40	100	100								Basili et al., 2013
3675312540	37	31	36,5	31,5		29	9	9	320	320	40	40	100	100								Basili et al., 2013
3675312540	37	31	36,5	31,5		29	16	16	320	320	40	40	100	100								Basili et al., 2013
3675312540	37	31	36,5	31,5		29	12	12	320	320	40	40	100	100								Basili et al., 2013
3675312540	37	31	36,5	31,5		29	16	16	320	320	40	40	100	100								Basili et al., 2013
3675312540	37	31	36,5	31,5		29	19	19	320	320	40	40	100	100								Basili et al., 2013
3675312540	37	31	36,5	31,5		29	3	3	322	322	40	40	100	100								Basili et al., 2013
3675312540	37	31	36,5	31,5		29	6	6	322	322	40	40	100	100								Basili et al., 2013
3675312540	37	31	36,5	31,5		29	3	3	322	322	40	40	100	100								Basili et al., 2013
3675312540	37	31	36,5	31,5		29	9	9	322	322	40	40	100	100								Basili et al., 2013
3675312540	37	31	36,5	31,5		29	3	3	322	322	40	40	100	100								Basili et al., 2013
3675312540	37	31	36,5	31,5		29	6	6	322	322	40	40	100	100								Basili et al., 2013
3675312540	37	31	36,5	31,5		29	3	3	322	322	40	40	100	100								Basili et al., 2013
3675312540	37	31	36,5	31,5		29	12	12	322	322	40	40	100	100								Basili et al., 2013
3675312540	37	31	36,5	31,5		29	6	6	322	322	40	40	100	100								Basili et al., 2013
3675312540	37	31	36,5	31,5		29	3	3	322	322	40	40	100	100								Basili et al., 2013
3675312540	37	31	36,5	31,5		29	9	9	322	322	40	40	100	100								Basili et al., 2013
3675312540	37	31	36,5	31,5		29	6	6	322	322	40	40	100	100								Basili et al., 2013
3675312540	37	31	36,5	31,5		29	16	16	322	322	40	40	100	100								Basili et al., 2013
3675312540	37	31	36,5	31,5		29	3	3	322	322	40	40	100	100								Basili et al., 2013
3675312540	37	31	36,5	31,5		29	9	9	322	322	40	40	100	100								Basili et al., 2013
3675312540	37	31	36,5	31,5		29	6	6	322	322	40	40	100	100								Basili et al., 2013
3675312540	37	31	36,5	31,5		29	12	12	322	322	40	40	100	100								Basili et al., 2013
3675312540	37	31	36,5	31,5		29	9	9	322	322	40	40	100	100								Basili et al., 2013
3675312540	37	31	36,5	31,5		29	19	19	322	322	40	40	100	100								Basili et al., 2013
3675312540	37	31	36,5	31,5		29	6	6	322	322	40	40	100	100								Basili et al., 2013
3675312540	37	31	36,5	31,5		29	12	12	322	322	40	40	100	100								Basili et al., 2013
3675312540	37	31	36,5	31,5		29	9	9	322	322	40	40	100	100								Basili et al., 2013
3675312540	37	31	36,5	31,5		29	16	16	322	322	40	40	100	100								Basili et al., 2013
3675312540	37	31	36,5	31,5		29	12	12	322	322	40	40	100	100								Basili et al., 2013
3675312540	37	31	36,5	31,5		29	22	22	322	322	40	40	100	100								Basili et al., 2013
3675312540	37	31	36,5	31,5		29	16	16	322	322	40	40	100	100								Basili et al., 2013
3675312540	37	31	36,5	31,5		29	12	12	322	322	40	40	100	100								Basili et al., 2013
3675312540	37	31	36,5	31,5		29	19	19	322	322	40	40	100	100								Basili et al., 2013
3675312540	37	31	36,5	31,5		29	16	16	322	322	40	40	100	100								Basili et al., 2013
3675312540	37	31	36,5	31,5		29	19	19	322	322	40	40	100	100								Basili et al., 2013
3675312540	37	31	36,5	31,5		29	22	22	322	322	40	40	100	100								Basili et al., 2013
3675312540	37	31	36,5	31,5		29	22	22	322	322	40	40	100	100								Basili et al., 2013
3675312540	37	31	36,5	31,5		29	25	25	322	322	40	40	100	100								Basili et al., 2013
3675317540	37	31,5	36,5	32		29	16	16	318	318	40	40	100	100								Basili et al., 2013
3675317540	37	31,5	36,5	32		29	19	19	318	318	40	40	100	100								Basili et al., 2013
3675317540	37	31,5	36,5	32		29	22	22	318	318	40	40	100	100								Basili et al., 2013
3675317540	37	31,5	36,5	32		29	22	22	318	318	40	40	100	100								Basili et al., 2013
3675317540	37	31,5	36,5	32		29	25	25	318	318	40	40	100	100								Basili et al., 2013
3675317540	37	31,5	36,5	32		29	25	25	318	318	40	40	100	100								Basili et al., 2013
3675317540	37	31,5	36,5	32		29	28	28	318	318	40	40	100	100								Basili et al., 2013
3675317540	37	31,5	36,5	32		29	3	3	318	318	40	40	100	100								Basili et al., 2013
3675317540	37	31,5	36,5	32		29	6	6	318	318	40	40	100	100								Basili et al., 2013
3675317540	37	31,5	36,5	32		29	9	9	318	318	40	40	100	100								Basili et al., 2013
3675317540	37	31,5	36,5	32		29	3	3	318	318	40	40	100	100								Basili et al., 2013
3675317540	37	31,5	36,5	32		29	6	6	318	318	40	40	100	100								Basili et al., 2013
3675317540	37	31,5	36,5	32		29	9	9	318	318	40	40	100	100								Basili et al., 2013
3675317540	37	31,5	36,5	32		29	12	12	318	318	40	40	100	100								Basili et al., 2013
3675317540	37	31,5	36,5	32		29	6	6	318	318	40	40	100	100								Basili et al., 2013
3675317540	37	31,5	36,5	32		29	9	9	318	318	40	40	100	100								Basili et al., 2013
3675317540	37	31,5	36,5	32		29	6	6	318	318	40	40	100	100								Basili et al., 2013
3675317540	37	31,5	36,5	32		29	12	12	318	318	40	40	100	100								Basili et al., 2013
3675317540	37	31,5	36,5	32		29	16	16	318	318	40	40	100	100								Basili et al., 2013
3675317540	37	31,5	36,5	32		29	9	9	318	318	40	40	100	100								Basili et al., 2013
3675317540	37	31,5	36,5	32		29	12	12	318	318	40	40	100	100								Basili et al., 2013
3675317540	37	31,5	36,5	32		29	9	9	318	318	40	40	100	100								Basili et al., 2013
3675317540	37	31,5	36,5	32		29	16	16	318	318	40	40	100	100								Basili et al., 2013
3675317540	37	31,5	36,5	32		29	19	19	318	318	40	40	100	100								Basili et al., 2013
3675317540	37	31,5	36,5	32		29	12	12	318	318	40	40	100	100								Basili et al., 2013
3675317540	37	31,5	36,5	32		29	9	9	318	318	40	40	100	100								Basili et al., 2013
3675317540	37	31,5	36,5	32		29	16	16	318	318	40	40	100	100								Basili et al., 2013
3675317540	37	31,5	36,5	32		29	19	19	318	318	40	40	100	100								Basili et al., 2013
3675317540	37	31,5	36,5	32		29	22	22	318	318	40	40	100	100								Basili et al., 2013
3675317540	37	31,5	36,5	32		29	16	16	318	318	40	40	100	100								Basili et al., 2013
3675317540	37	31,5	36,5	32		29	12	12	318	318	40	40	100	100								Basili et al., 2013
3675317540	37	31,5	36,5	32		29	19	19	318	318	40	40	100	100								Basili et al., 2013
3675317540	37	31,5	36,5	32		29	16	16	318	318	40	40	100	100								Basili et al., 2013
3675317540	37	31,5	36,5	32		29	22	22	318	318	40	40	100	100								Basili et al., 2013

Table B.1. Compiled moment tensor database for each analysis bin in 0-40 km depth.

3675317540	37	31,5	36,5	32		29	25	25	318	318	40	40	100	100								Basili et al., 2013
3675317540	37	31,5	36,5	32		29	19	19	318	318	40	40	100	100								Basili et al., 2013
3675317540	37	31,5	36,5	32		29	12	12	318	318	40	40	100	100								Basili et al., 2013
3675317540	37	31,5	36,5	32		29	16	16	318	318	40	40	100	100								Basili et al., 2013
3675317540	37	31,5	36,5	32		29	22	22	318	318	40	40	100	100								Basili et al., 2013
3675317540	37	31,5	36,5	32		29	19	19	318	318	40	40	100	100								Basili et al., 2013
3675317540	37	31,5	36,5	32		29	25	25	318	318	40	40	100	100								Basili et al., 2013
3675317540	37	31,5	36,5	32		29	28	28	318	318	40	40	100	100								Basili et al., 2013
3675317540	37	31,5	36,5	32		29	22	22	318	318	40	40	100	100								Basili et al., 2013
3675317540	37	31,5	36,5	32		29	16	16	318	318	40	40	100	100								Basili et al., 2013
3675317540	37	31,5	36,5	32		29	19	19	318	318	40	40	100	100								Basili et al., 2013
3675317540	37	31,5	36,5	32		29	25	25	318	318	40	40	100	100								Basili et al., 2013
3675317540	37	31,5	36,5	32		29	22	22	318	318	40	40	100	100								Basili et al., 2013
3675317540	37	31,5	36,5	32		29	28	28	318	318	40	40	100	100								Basili et al., 2013
3675317540	37	31,5	36,5	32		29	16	16	318	318	40	40	100	100								Basili et al., 2013
3675317540	37	31,5	36,5	32		29	25	25	318	318	40	40	100	100								Basili et al., 2013
3675317540	37	31,5	36,5	32		29	19	19	318	318	40	40	100	100								Basili et al., 2013
3675317540	37	31,5	36,5	32		29	22	22	318	318	40	40	100	100								Basili et al., 2013
3675317540	37	31,5	36,5	32		29	28	28	318	318	40	40	100	100								Basili et al., 2013
3675317540	37	31,5	36,5	32		29	25	25	318	318	40	40	100	100								Basili et al., 2013
3675317540	37	31,5	36,5	32		29	19	19	318	318	40	40	100	100								Basili et al., 2013
3675317540	37	31,5	36,5	32		29	28	28	318	318	40	40	100	100								Basili et al., 2013
3675317540	37	31,5	36,5	32		29	22	22	318	318	40	40	100	100								Basili et al., 2013
3675317540	37	31,5	36,5	32		29	25	25	318	318	40	40	100	100								Basili et al., 2013
3675317540	37	31,5	36,5	32		29	28	28	318	318	40	40	100	100								Basili et al., 2013
3675317540	37	31,5	36,5	32		29	22	22	318	318	40	40	100	100								Basili et al., 2013
3675317540	37	31,5	36,5	32		29	25	25	318	318	40	40	100	100								Basili et al., 2013
3675317540	37	31,5	36,5	32		29	28	28	318	318	40	40	100	100								Basili et al., 2013
3675317540	37	31,5	36,5	32		29	25	25	318	318	40	40	100	100								Basili et al., 2013
3675317540	37	31,5	36,5	32		29	28	28	318	318	40	40	100	100								Basili et al., 2013
3675317540	37	31,5	36,5	32		29	19	19	320	320	40	40	100	100								Basili et al., 2013
3675317540	37	31,5	36,5	32		29	22	22	320	320	40	40	100	100								Basili et al., 2013
3675317540	37	31,5	36,5	32		29	25	25	320	320	40	40	100	100								Basili et al., 2013
3675317540	37	31,5	36,5	32		29	22	22	320	320	40	40	100	100								Basili et al., 2013
3675317540	37	31,5	36,5	32		29	28	28	320	320	40	40	100	100								Basili et al., 2013
3675317540	37	31,5	36,5	32		29	25	25	320	320	40	40	100	100								Basili et al., 2013
3675317540	37	31,5	36,5	32		29	28	28	320	320	40	40	100	100								Basili et al., 2013
3675317540	37	31,5	36,5	32		29	25	25	322	322	40	40	100	100								Basili et al., 2013
3675317540	37	31,5	36,5	32		29	28	28	322	322	40	40	100	100								Basili et al., 2013
3675317540	37	31,5	36,5	32		29	28	28	322	322	40	40	100	100								Basili et al., 2013
3675342540	37	34	36,5	34,5			15	15	26	26	15	15	265	265	211	211	75	75	271	271		4,3	ISC MT Catalogue
3675342540	37	34	36,5	34,5			9	9	26	26	15	15	265	265								4,7	INGV RCMT Catalogue
3675342540	37	34	36,5	34,5			30	30	215	215	64	64	266	266	45	45	26	26	279	279		4,5	ISC MT Catalogue
3675347540	37	34,5	36,5	35			24	24	107	107	86	86	315	315								3,6	Kalafat MT Catalogue
3675352540	37	35	36,5	35,5			32	32	50	50	85	85	10	10								6,2	Aktar et al., 2000
3675352540	37	35	36,5	35,5			37	37	60	60	90	90	20	20								5	Ergin et al., 2004
3675352540	37	35	36,5	35,5			15	15	72	72	55	55	8	8	338	338	84	84	145	145		5,4	ISC MT Catalogue
3675352540	37	35	36,5	35,5			33	33	72	72	55	55	8	8								5,1	Dziewonski et al., 1981
3675352540	37	35	36,5	35,5		23	23	23	217	217	60	60	35	35								6,2	Basili et al., 2013
3675352540	37	35	36,5	35,5		23	23	23	217	217	60	60	35	35								6,2	Basili et al., 2013
3675352540	37	35	36,5	35,5		23	18	18	217	217	60	60	35	35								6,2	Basili et al., 2013
3675352540	37	35	36,5	35,5		23	23	23	217	217	60	60	35	35								6,2	Basili et al., 2013
3675352540	37	35	36,5	35,5		23	18	18	217	217	60	60	35	35								6,2	Basili et al., 2013
3675352540	37	35	36,5	35,5		23	14	14	217	217	60	60	35	35								6,2	Basili et al., 2013
3675352540	37	35	36,5	35,5		23	14	14	217	217	60	60	35	35								6,2	Basili et al., 2013
3675352540	37	35	36,5	35,5		23	9	9	217	217	60	60	35	35								6,2	Basili et al., 2013
3675352540	37	35	36,5	35,5		23	4	4	217	217	60	60	35	35								6,2	Basili et al., 2013
3675352540	37	35	36,5	35,5		23	23	23	220	220	60	60	35	35								6,2	Basili et al., 2013
3675352540	37	35	36,5	35,5		23	18	18	220	220	60	60	35	35								6,2	Basili et al., 2013
3675352540	37	35	36,5	35,5		23	23	23	220	220	60	60	35	35								6,2	Basili et al., 2013
3675352540	37	35	36,5	35,5		23	18	18	220	220	60	60	35	35								6,2	Basili et al., 2013
3675352540	37	35	36,5	35,5		23	14	14	220	220	60	60	35	35								6,2	Basili et al., 2013
3675352540	37	35	36,5	35,5		23	9	9	220	220	60	60	35	35								6,2	Basili et al., 2013
3675352540	37	35	36,5	35,5		23	4	4	220	220	60	60	35	35								6,2	Basili et al., 2013
3675352540	37	35	36,5	35,5		23	23	23	220	220	60	60	35	35								6,2	Basili et al., 2013
3675352540	37	35	36,5	35,5		23	18	18	220	220	60	60	35	35								6,2	Basili et al., 2013
3675352540	37	35	36,5	35,5		23	14	14	220	220	60	60	35	35								6,2	Basili et al., 2013
3675352540	37	35	36,5	35,5		23	14	14	221	221	60	60	35	35								6,2	Basili et al., 2013
3675352540	37	35	36,5	35,5		23	9	9	221	221	60	60	35	35								6,2	Basili et al., 2013
3675352540	37	35	36,5	35,5		23	4	4	221	221	60	60	35	35								6,2	Basili et al., 2013
3675352540	37	35	36,5	35,5			10	10	224	224	71	71	348	348								4,9	INGV RCMT Catalogue
3675352540	37	35	36,5	35,5			6	6	258	258	50	50	71	71	107	107	44	44	112	112		4,6	ISC MT Catalogue
3675352540	37	35	36,5	35,5			33	33	321	321	75	75	171	171								6	Dziewonski et al., 1981
3675352540	37	35	36,5	35,5			15	15	338	338	84	84	145	145								5,4	Kalafat MT Catalogue
3675357540	37	35,5	36,5	36			10	66	12	66	39	81	148	210								8,5	Sorensen et al., 2012
3675357540	37	35,5	36,5	36			30	30	53	53	81	81	15	15								6,3	Kalafat MT Catalogue
3675357540	37	35,5	36,5	36		20	18	18	152	152	70	70	218	218									Basili et al., 2013
3675357540	37	35,5	36,5	36		20	13	13	152	152	70	70	218	218									Basili et al., 2013
3675357540	37	35,5	36,5	36		23	23	23	218	218	60	60	35	35								6,2	Basili et al., 2013
3675357540	37	35,5	36,5	36		23	23	23	218	218	60	60	35	35								6,2	Basili et al., 2013
3675357540	37	35,5	36,5	36		23	18	18	218	218	60	60	35	35								6,2	Basili et al., 2013
3675357540	37	35,5	36,5	36		23	18	18	218	218	60	60	35	35								6,2	Basili et al., 2013
3675357540	37	35,5	36,5	36		23	14	14	218	218	60	60	35	35								6,2	Basili et al., 2013
3675357540	37	35,5	36,5	36		23	14	14	218	218	60	60	35	35								6,2	Basili et al., 2013
3675357540	37	35,5	36,5	36		23	9	9	218	218	60	60	35	35								6,2	Basili et al., 2013
3675357540	37	35,5	36,5	36		23	9	9	218	218	60	60	35	35								6,2	Basili et al., 2013
3675357540	37	35,5	36,5	36		23	4	4	218	218	60	60	35	35								6,2	Basili et al., 2013
3675357540	37	35,5	36,5	36		23	4	4	218	218	60	60	35	35								6,2	Basili et al., 2013
3675357540	37	35,5	36,5	36		23	23	23	219	219	60	60	35	35								6,2	Basili et al., 2013
3675357540	37	35,5	36,5	36		23	18	18	219	219	60	60	35	35								6,2	Basili et al., 2013
3675357540	37	35,5	36,5	36		23	14	14	219	219	60	60	35	35								6,2	Basili et al., 2013

Table B.1. Compiled moment tensor database for each analysis bin in 0-40 km depth.

3675357540	37	35,5	36,5	36		23	9	9	219	219	60	60	35	35								6,2	Basili et al., 2013
3675357540	37	35,5	36,5	36		23	4	4	219	219	60	60	35	35								6,2	Basili et al., 2013
3675357540	37	35,5	36,5	36		23	14	14	220	220	60	60	35	35								6,2	Basili et al., 2013
3675357540	37	35,5	36,5	36		23	9	9	220	220	60	60	35	35								6,2	Basili et al., 2013
3675357540	37	35,5	36,5	36		23	4	4	220	220	60	60	35	35								6,2	Basili et al., 2013
3675357540	37	35,5	36,5	36		23	9	9	221	221	60	60	35	35								6,2	Basili et al., 2013
3675357540	37	35,5	36,5	36		23	4	4	221	221	60	60	35	35								6,2	Basili et al., 2013
3675357540	37	35,5	36,5	36		23	9	9	223	223	60	60	35	35								6,2	Basili et al., 2013
3675357540	37	35,5	36,5	36		23	4	4	223	223	60	60	35	35								6,2	Basili et al., 2013
3675357540	37	35,5	36,5	36		23	23	23	224	224	60	60	35	35								6,2	Basili et al., 2013
3675357540	37	35,5	36,5	36		23	23	23	224	224	60	60	35	35								6,2	Basili et al., 2013
3675357540	37	35,5	36,5	36		23	18	18	224	224	60	60	35	35								6,2	Basili et al., 2013
3675357540	37	35,5	36,5	36		23	23	23	224	224	60	60	35	35								6,2	Basili et al., 2013
3675357540	37	35,5	36,5	36		23	18	18	224	224	60	60	35	35								6,2	Basili et al., 2013
3675357540	37	35,5	36,5	36		23	14	14	224	224	60	60	35	35								6,2	Basili et al., 2013
3675357540	37	35,5	36,5	36		23	14	14	224	224	60	60	35	35								6,2	Basili et al., 2013
3675357540	37	35,5	36,5	36		23	18	18	224	224	60	60	35	35								6,2	Basili et al., 2013
3675357540	37	35,5	36,5	36		23	9	9	224	224	60	60	35	35								6,2	Basili et al., 2013
3675357540	37	35,5	36,5	36		23	9	9	224	224	60	60	35	35								6,2	Basili et al., 2013
3675357540	37	35,5	36,5	36		23	14	14	224	224	60	60	35	35								6,2	Basili et al., 2013
3675357540	37	35,5	36,5	36		23	4	4	224	224	60	60	35	35								6,2	Basili et al., 2013
3675357540	37	35,5	36,5	36		23	9	9	224	224	60	60	35	35								6,2	Basili et al., 2013
3675357540	37	35,5	36,5	36		23	4	4	224	224	60	60	35	35								6,2	Basili et al., 2013
3675357540	37	35,5	36,5	36		23	4	4	224	224	60	60	35	35								6,2	Basili et al., 2013
3675357540	37	35,5	36,5	36		23	23	23	228	228	61	61	35	35								6,2	Basili et al., 2013
3675357540	37	35,5	36,5	36		23	18	18	228	228	61	61	35	35								6,2	Basili et al., 2013
3675357540	37	35,5	36,5	36		23	14	14	228	228	61	61	35	35								6,2	Basili et al., 2013
3675357540	37	35,5	36,5	36		23	9	9	228	228	61	61	35	35								6,2	Basili et al., 2013
3675357540	37	35,5	36,5	36		23	4	4	228	228	61	61	35	35								6,2	Basili et al., 2013
3675357540	37	35,5	36,5	36		23	18	18	230	230	61	61	35	35								6,2	Basili et al., 2013
3675357540	37	35,5	36,5	36		23	23	23	230	230	61	61	35	35								6,2	Basili et al., 2013
3675357540	37	35,5	36,5	36		23	18	18	230	230	61	61	35	35								6,2	Basili et al., 2013
3675357540	37	35,5	36,5	36		23	14	14	230	230	61	61	35	35								6,2	Basili et al., 2013
3675357540	37	35,5	36,5	36		23	14	14	230	230	61	61	35	35								6,2	Basili et al., 2013
3675357540	37	35,5	36,5	36		23	9	9	230	230	61	61	35	35								6,2	Basili et al., 2013
3675357540	37	35,5	36,5	36		23	9	9	230	230	61	61	35	35								6,2	Basili et al., 2013
3675357540	37	35,5	36,5	36		23	4	4	230	230	61	61	35	35								6,2	Basili et al., 2013
3675357540	37	35,5	36,5	36		23	4	4	230	230	61	61	35	35								6,2	Basili et al., 2013
3675357540	37	35,5	36,5	36		20	18	18	231	231	80	80	351	351									Basili et al., 2013
3675357540	37	35,5	36,5	36		20	13	13	231	231	80	80	351	351									Basili et al., 2013
3675357540	37	35,5	36,5	36		20	8	8	231	231	80	80	351	351									Basili et al., 2013
3675357540	37	35,5	36,5	36		20	3	3	231	231	80	80	351	351									Basili et al., 2013
3675357540	37	35,5	36,5	36		20	18	18	235	235	80	80	351	351									Basili et al., 2013
3675357540	37	35,5	36,5	36		20	13	13	235	235	80	80	351	351									Basili et al., 2013
3675357540	37	35,5	36,5	36		20	8	8	235	235	80	80	351	351									Basili et al., 2013
3675357540	37	35,5	36,5	36			26	26	274	274	73	73	3	3								5,3	Kalafat MT Catalogue
3675357540	37	35,5	36,5	36			32	32	285	285	85	85	220	220								4,8	Ergin et al., 2004
3675357540	37	35,5	36,5	36			17	17	320	320	57	57	81	81								4,9	Kalafat MT Catalogue
3675357540	37	35,5	36,5	36			29,5	29,5	321	321	75	75	171	171	53	53	81	81	15	15		6,2	ISC MT Catalogue
3675357540	37	35,5	36,5	36			3	19	328	126	50	62	279	13								8	Sorensen et al., 2012
3675362540	37	36	36,5	36,5			0	0	26	26	77	77	286	286								5	Salamon et al., 2003
3675362540	37	36	36,5	36,5			0	0	31	31	68	68	15	15	295	295	76	76	157	157		5,5	EMMA
3675362540	37	36	36,5	36,5		20	18	18	152	152	70	70	218	218									Basili et al., 2013
3675362540	37	36	36,5	36,5		20	13	13	152	152	70	70	218	218									Basili et al., 2013
3675362540	37	36	36,5	36,5		20	18	18	152	152	70	70	218	218									Basili et al., 2013
3675362540	37	36	36,5	36,5		20	8	8	152	152	70	70	218	218									Basili et al., 2013
3675362540	37	36	36,5	36,5		20	13	13	152	152	70	70	218	218									Basili et al., 2013
3675362540	37	36	36,5	36,5		20	3	3	152	152	70	70	218	218									Basili et al., 2013
3675362540	37	36	36,5	36,5		20	8	8	152	152	70	70	218	218									Basili et al., 2013
3675362540	37	36	36,5	36,5		20	3	3	152	152	70	70	218	218									Basili et al., 2013
3675362540	37	36	36,5	36,5		20	8	8	152	152	70	70	218	218									Basili et al., 2013
3675362540	37	36	36,5	36,5		20	3	3	152	152	70	70	218	218									Basili et al., 2013
3675362540	37	36	36,5	36,5			15	15	180	180	50	50	236	236	46	46	50	50	303	303		5,2	ISC MT Catalogue
3675362540	37	36	36,5	36,5		20	18	18	235	235	80	80	351	351									Basili et al., 2013
3675362540	37	36	36,5	36,5		20	13	13	235	235	80	80	351	351									Basili et al., 2013
3675362540	37	36	36,5	36,5		20	8	8	235	235	80	80	351	351									Basili et al., 2013
3675362540	37	36	36,5	36,5		20	3	3	235	235	80	80	351	351									Basili et al., 2013
3675362540	37	36	36,5	36,5		20	3	3	235	235	80	80	351	351									Basili et al., 2013
3675362540	37	36	36,5	36,5		20	18	18	236	236	80	80	351	351									Basili et al., 2013
3675362540	37	36	36,5	36,5		20	13	13	236	236	80	80	351	351									Basili et al., 2013
3675362540	37	36	36,5	36,5		20	8	8	236	236	80	80	351	351									Basili et al., 2013
3675362540	37	36	36,5	36,5		20	18	18	236	236	80	80	351	351									Basili et al., 2013
3675362540	37	36	36,5	36,5		20	3	3	236	236	80	80	351	351									Basili et al., 2013
3675362540	37	36	36,5	36,5		20	13	13	236	236	80	80	351	351									Basili et al., 2013
3675362540	37	36	36,5	36,5		20	8	8	236	236	80	80	351	351									Basili et al., 2013
3675362540	37	36	36,5	36,5		20	18	18	236	236	80	80	351	351									Basili et al., 2013
3675362540	37	36	36,5	36,5		20	3	3	236	236	80	80	351	351									Basili et al., 2013
3675362540	37	36	36,5	36,5		20	13	13	236	236	80	80	351	351									Basili et al., 2013
3675362540	37	36	36,5	36,5		20	8	8	236	236	80	80	351	351									Basili et al., 2013
3675362540	37	36	36,5	36,5		20	13	13	236	236	80	80	351	351									Basili et al., 2013
3675362540	37	36	36,5	36,5		20	3	3	236	236	80	80	351	351									Basili et al., 2013
3675362540	37	36	36,5	36,5		20	8	8	236	236	80	80	351	351									Basili et al., 2013
3675362540	37	36	36,5	36,5		20	3	3	236	236	80	80	351	351									Basili et al., 2013
3675362540	37	36	36,5	36,5			0	0	258	258	77	77	74	74								4,7	Salamon et al., 2003
3625222540	36,5	22	36	22,5			27	27	12	12	50	50	266	266	198	198	41	41	275	275		4,9	ISC MT Catalogue
3625222540	36,5	22	36	22,5			0	0	77	77	88	88	171	171								5,4	Papazachos and Delibasis, 1969
3625222540	36,5	22	22,5	36			0	0	77	77	88	88	171	171	168	168	81	81	2	2		5,4	EMMA
3625222540	36,5	22	36	22,5			33	33	122	122	39	39	107	107								4,9	INGV RCMT Catalogue
3625222540	36,5	22	36	22,5			33	33	123	123	72	72	84	84								6,3	Benetatos et al., 2004
3625222540	36,5	22	22,5	36			32	32	123	123	72	72	84	84	322	322	19	19	108	108		6,3	EMMA
3625222540	36,5	22	36	22,5			29	34	123	123	72	72	84	84	322	322	19	19	108	108			Kiratzi and Louvari, 2003
3625222540	36,5	22	36	22,5		11	10	10	178	178	55	55	265	265								6,6	Basili et al., 2013
3625222540	36,5	22	36	22,5		11	10	10	178	178	55	55	265	265								6,6	Basili et al., 2013

Table B.1. Compiled moment tensor database for each analysis bin in 0-40 km depth.

3625222540	36,5	22	36	22,5		11	10	10	178	178	55	55	265	265								6,6	Basili et al., 2013
3625222540	36,5	22	36	22,5		11	7	7	178	178	55	55	265	265								6,6	Basili et al., 2013
3625222540	36,5	22	36	22,5		11	7	7	178	178	55	55	265	265								6,6	Basili et al., 2013
3625222540	36,5	22	36	22,5		11	7	7	178	178	55	55	265	265								6,6	Basili et al., 2013
3625222540	36,5	22	36	22,5		11	3	3	178	178	55	55	265	265								6,6	Basili et al., 2013
3625222540	36,5	22	36	22,5		11	3	3	178	178	55	55	265	265								6,6	Basili et al., 2013
3625222540	36,5	22	36	22,5		11	3	3	178	178	55	55	265	265								6,6	Basili et al., 2013
3625222540	36,5	22	36	22,5			16	16	197	197	38	38	269	269								4,8	INGV RCMT Catalogue
3625222540	36,5	22	36	22,5			20,4	20,4	203	203	30	30	274	274	18	18	60	60	268	268		4,9	ISC MT Catalogue
3625222540	36,5	22	36	22,5			5	70	250	320	30	40	50	100								8,5	Sorensen et al., 2012
3625222540	36,5	22	36	22,5			5	70	250	320	30	40	50	100								8,5	Sorensen et al., 2012
3625222540	36,5	22	36	22,5			24	24	289	289	50	50	100	100	94	94	41	41	79	79		4,8	ISC MT Catalogue
3625222540	36,5	22	36	22,5			24	24	298	298	20	20	89	89								6,4	Dziewonski et al., 1981
3625222540	36,5	22	36	22,5			20	20	300	300	18	18	86	86								6,3	Shaw and Jackson, 2010
3625222540	36,5	22	36	22,5					310	310	65	65	90	90									Mitsakaki et al., 2013
3625222540	36,5	22	36	22,5	233	38	1	39	312	312	20	20	90	90								8,3	Tinti et al., 2005
3625222540	36,5	22	36	22,5	130	86	5	91	314	314	35	35	90	90							17,5	8,4	Lorito et al., 2008
3625222540	36,5	22	36	22,5					320	320	32	32	106	106									Moratto et al., 2007
3625222540	36,5	22	36	22,5			39	39	324	324	61	61	152	152								5	ETHZ Moment Tensor Catalogue
3625222540	36,5	22	36	22,5			20	20	329	329	4	4	122	122	117	117	87	87	88	88		5,4	ISC MT Catalogue
3625222540	36,5	22	36	22,5			33	33	357	357	63	63	180	180								5,5	Dziewonski et al., 1981
3625222540	36,5	22	36	22,5																		7,1	Compiled Historical Catalogue
3625222540	36,5	22	36	22,5																		7,2	Koravos et al., 2003
3625222540	36,5	22	36	22,5																		7,1	Papaioannou and Papazachos, 2000
3625227540	36,5	22,5	36	23					85	85	72	72	140	140									Papazachos, 1996
3625227540	36,5	22,5	36	23		11	10	10	130	130	59	59	260	260								6,9	Basili et al., 2013
3625227540	36,5	22,5	36	23		11	10	10	130	130	59	59	260	260								6,9	Basili et al., 2013
3625227540	36,5	22,5	36	23		11	7	7	130	130	59	59	260	260								6,9	Basili et al., 2013
3625227540	36,5	22,5	36	23		11	7	7	130	130	59	59	260	260								6,9	Basili et al., 2013
3625227540	36,5	22,5	36	23		11	3	3	130	130	59	59	260	260								6,9	Basili et al., 2013
3625227540	36,5	22,5	36	23		11	3	3	130	130	59	59	260	260								6,9	Basili et al., 2013
3625227540	36,5	22,5	36	23		11	10	10	136	136	59	59	260	260								6,9	Basili et al., 2013
3625227540	36,5	22,5	36	23		11	7	7	136	136	59	59	260	260								6,9	Basili et al., 2013
3625227540	36,5	22,5	36	23		11	3	3	136	136	59	59	260	260								6,9	Basili et al., 2013
3625227540	36,5	22,5	36	23		11,5	11	11	163	163	55	55	270	270								6,9	Basili et al., 2013
3625227540	36,5	22,5	36	23		11,5	11	11	169	169	54	54	270	270								6,9	Basili et al., 2013
3625227540	36,5	22,5	36	23		11,5	7	7	169	169	54	54	270	270								6,9	Basili et al., 2013
3625227540	36,5	22,5	36	23		11,5	3	3	169	169	54	54	270	270								6,9	Basili et al., 2013
3625227540	36,5	22,5	36	23		11,5	11	11	170	170	54	54	270	270								6,9	Basili et al., 2013
3625227540	36,5	22,5	36	23		11,5	7	7	170	170	54	54	270	270								6,9	Basili et al., 2013
3625227540	36,5	22,5	36	23		11,5	3	3	170	170	54	54	270	270								6,9	Basili et al., 2013
3625227540	36,5	22,5	36	23		11,5	11	11	172	172	54	54	270	270								6,9	Basili et al., 2013
3625227540	36,5	22,5	36	23		11,5	7	7	172	172	54	54	270	270								6,9	Basili et al., 2013
3625227540	36,5	22,5	36	23		11,5	3	3	172	172	54	54	270	270								6,9	Basili et al., 2013
3625227540	36,5	22,5	36	23		11,5	11	11	176	176	55	55	270	270								6,9	Basili et al., 2013
3625227540	36,5	22,5	36	23		11,5	7	7	176	176	55	55	270	270								6,9	Basili et al., 2013
3625227540	36,5	22,5	36	23		11,5	3	3	176	176	55	55	270	270								6,9	Basili et al., 2013
3625227540	36,5	22,5	36	23		11,5	11	11	177	177	55	55	270	270								6,9	Basili et al., 2013
3625227540	36,5	22,5	36	23		11,5	7	7	177	177	55	55	270	270								6,9	Basili et al., 2013
3625227540	36,5	22,5	36	23		11,5	3	3	178	178	55	55	270	270								6,9	Basili et al., 2013
3625227540	36,5	22,5	36	23		11,5	11	11	179	179	55	55	270	270								6,9	Basili et al., 2013
3625227540	36,5	22,5	36	23		11,5	7	7	179	179	55	55	270	270								6,9	Basili et al., 2013
3625227540	36,5	22,5	36	23		11,5	3	3	179	179	55	55	270	270								6,9	Basili et al., 2013
3625227540	36,5	22,5	36	23		11,5	11	11	180	180	55	55	270	270								6,9	Basili et al., 2013
3625227540	36,5	22,5	36	23		11,5	7	7	180	180	55	55	270	270								6,9	Basili et al., 2013
3625227540	36,5	22,5	36	23		11,5	3	3	180	180	55	55	270	270								6,9	Basili et al., 2013
3625227540	36,5	22,5	36	23			15,9	15,9	183	183	18	18	279	279	353	353	72	72	267	267		4,9	ISC MT Catalogue
3625227540	36,5	22,5	36	23			10	10	189	189	23	23	278	278								4,6	INGV RCMT Catalogue
3625227540	36,5	22,5	36	23			5	70	250	320	30	40	50	100								8,5	Sorensen et al., 2012
3625227540	36,5	22,5	36	23	130	86	5	91	314	314	35	35	90	90							17,5	8,4	Lorito et al., 2008
3625227540	36,5	22,5	36	23					320	320	32	32	106	106									Moratto et al., 2007
3625227540	36,5	22,5	36	23			15	15	349	349	51	51	261	261	183	183	40	40	281	281		4,4	ISC MT Catalogue
3625227540	36,5	22,5	36	23																		7,2	Compiled Historical Catalogue
3625227540	36,5	22,5	36	23																		7,2	Koravos et al., 2003
3625227540	36,5	22,5	36	23																		7,1	Papaioannou and Papazachos, 2000
3625232540	36,5	23	36	23,5		11,5	2	2	3	3	59	59	270	270								6,7	Basili et al., 2013
3625232540	36,5	23	36	23,5		11,5	6	6	3	3	59	59	270	270								6,7	Basili et al., 2013
3625232540	36,5	23	36	23,5		11,5	10	10	3	3	59	59	270	270								6,7	Basili et al., 2013
3625232540	36,5	23	36	23,5			24	24	7	7	64	64	302	302	132	132	41	41	223	223		4,3	ISC MT Catalogue
3625232540	36,5	23	36	23,5		11,5	2	2	7	7	59	59	270	270								6,7	Basili et al., 2013
3625232540	36,5	23	36	23,5		11,5	6	6	7	7	59	59	270	270								6,7	Basili et al., 2013
3625232540	36,5	23	36	23,5		11,5	10	10	7	7	59	59	270	270								6,7	Basili et al., 2013
3625232540	36,5	23	36	23,5		11,5	2	2	7	7	59	59	270	270								6,7	Basili et al., 2013
3625232540	36,5	23	36	23,5		11,5	6	6	7	7	59	59	270	270								6,7	Basili et al., 2013
3625232540	36,5	23	36	23,5		11,5	10	10	8	8	59	59	270	270								6,7	Basili et al., 2013
3625232540	36,5	23	36	23,5		11,5	2	2	8	8	59	59	270	270								6,7	Basili et al., 2013
3625232540	36,5	23	36	23,5		11,5	6	6	8	8	59	59	270	270								6,7	Basili et al., 2013
3625232540	36,5	23	36	23,5		11,5	10	10	8	8	59	59	270	270								6,7	Basili et al., 2013
3625232540	36,5	23	36	23,5		11,5	2	2	11	11	59	59	270	270								6,7	Basili et al., 2013
3625232540	36,5	23	36	23,5		11,5	6	6	11	11	59	59	270	270								6,7	Basili et al., 2013
3625232540	36,5	23	36	23,5		11,5	10	10	11	11	59	59	270	270								6,7	Basili et al., 2013
3625232540	36,5	23	36	23,5		11,5	2	2	12	12	59	59	270	270								6,7	Basili et al., 2013
3625232540	36,5	23	36	23,5		11,5	6	6	12	12	59	59	270	270								6,7	Basili et al., 2013
3625232540	36,5	23	36	23,5		11,5	10	10	12	12	59	59	270	270								6,7	Basili et al., 2013
3625232540	36,5	23	36	23,5			24	24	41	41	89	89	29	29	311	311	61	61	179	179		4,7	ISC MT Catalogue
3625232540	36,5	23	36	23,5			6	34	68	92	34	60	231	297								8	Sorensen et al., 2012
3625232540	36,5	23	36	23,5			6	34	70	76	57	89	181	215								8	Sorensen et al., 2012
3625232540	36,5	23	36	23,5					85	85	72	72	140	140									Papazachos, 1996
3625232540	36,5	23	36	23,5			20	20	117	117	33	33	274	274								4,6	INGV RCMT Catalogue
3625232540	36,5	23	36	23,5		11	3	3	130	130	59	59	260	260								6,9	Basili et al., 2013
3625232540	36,5	23	36	23,5		11	10	10	145	145	55	55	285	285								6,8	Basili et al., 2013
3625232540	36,5	23	36	23,5		11	7	7	145	145	55	55	285	285								6,8	Basili et al., 2013
3625232540	36,5	23	36	23,5		11	3	3	145	145	55	55	285	285								6,8	Basili et al., 2013
3625232540	36,5	23	36	23,5		11	10	10	145	145	55	55	285	285								6,8	Basili et al., 2013

Table B.1. Compiled moment tensor database for each analysis bin in 0-40 km depth.

3625232540	36,5	23	36	23,5		11	7	7	145	145	55	55	285	285								6,8	Basili et al., 2013
3625232540	36,5	23	36	23,5		11	10	10	149	149	55	55	285	285								6,8	Basili et al., 2013
3625232540	36,5	23	36	23,5		11	7	7	149	149	55	55	285	285								6,8	Basili et al., 2013
3625232540	36,5	23	36	23,5		11	3	3	149	149	55	55	285	285								6,8	Basili et al., 2013
3625232540	36,5	23	36	23,5		11	10	10	150	150	55	55	285	285								6,8	Basili et al., 2013
3625232540	36,5	23	36	23,5		11	7	7	150	150	55	55	285	285								6,8	Basili et al., 2013
3625232540	36,5	23	36	23,5		11	3	3	150	150	55	55	285	285								6,8	Basili et al., 2013
3625232540	36,5	23	36	23,5		11	10	10	153	153	55	55	285	285								6,8	Basili et al., 2013
3625232540	36,5	23	36	23,5		11	7	7	153	153	55	55	285	285								6,8	Basili et al., 2013
3625232540	36,5	23	36	23,5		11	3	3	153	153	55	55	285	285								6,8	Basili et al., 2013
3625232540	36,5	23	36	23,5		11	10	10	153	153	55	55	285	285								6,8	Basili et al., 2013
3625232540	36,5	23	36	23,5		11	7	7	153	153	55	55	285	285								6,8	Basili et al., 2013
3625232540	36,5	23	36	23,5		11	3	3	153	153	55	55	285	285								6,8	Basili et al., 2013
3625232540	36,5	23	36	23,5			33	33	167	167	67	67	117	117								5	Bohnhoff et al., 2005
3625232540	36,5	23	36	23,5			6	6	169	169	79	79	44	44								6,8	Kalafat MT Catalogue
3625232540	36,5	23	36	23,5			10	10	170	170	67	67	165	165								4,5	INGV RCMT Catalogue
3625232540	36,5	23	36	23,5			20,3	20,3	170	170	67	67	165	165	266	266	76	76	24	24		4,4	ISC MT Catalogue
3625232540	36,5	23	36	23,5			30	30	189	189	52	52	29	29								6,6	INGV RCMT Catalogue
3625232540	36,5	23	36	23,5			24	24	195	195	46	46	305	305								4,6	ETHZ Moment Tensor Catalogue
3625232540	36,5	23	36	23,5			6	34	216	250	64	88	160	176								8	Sorensen et al., 2012
3625232540	36,5	23	36	23,5			6	34	235	251	69	77	186	204								8	Sorensen et al., 2012
3625232540	36,5	23	36	23,5			5	70	250	320	30	40	50	100								8,5	Sorensen et al., 2012
3625232540	36,5	23	36	23,5			6	34	252	286	40	54	221	291								8	Sorensen et al., 2012
3625232540	36,5	23	36	23,5			24	24	267	267	86	86	21	21	176	176	69	69	176	176		4,5	ISC MT Catalogue
3625232540	36,5	23	36	23,5			24	24	311	311	61	61	179	179								4,7	ETHZ Moment Tensor Catalogue
3625232540	36,5	23	36	23,5			18	18	314	314	22	22	25	25								5,1	Bernardi et al., 2004
3625232540	36,5	23	36	23,5			24	24	330	330	54	54	239	239	195	195	46	46	305	305		4,5	ISC MT Catalogue
3625232540	36,5	23	36	23,5		11,5	2	2	334	334	61	61	270	270								6,7	Basili et al., 2013
3625232540	36,5	23	36	23,5		11,5	6	6	334	334	61	61	270	270								6,7	Basili et al., 2013
3625232540	36,5	23	36	23,5		11,5	10	10	334	334	61	61	270	270								6,7	Basili et al., 2013
3625232540	36,5	23	36	23,5		10,5	8	8	334	334	63	63	270	270								6,7	Basili et al., 2013
3625232540	36,5	23	36	23,5					340	340	47	47	262	262									Moratto et al., 2007
3625232540	36,5	23	36	23,5		11,5	2	2	341	341	60	60	270	270								6,7	Basili et al., 2013
3625232540	36,5	23	36	23,5		11,5	6	6	341	341	60	60	270	270								6,7	Basili et al., 2013
3625232540	36,5	23	36	23,5		11,5	10	10	341	341	60	60	270	270								6,7	Basili et al., 2013
3625232540	36,5	23	36	23,5		12,5	2	2	343	343	58	58	270	270								6,7	Basili et al., 2013
3625232540	36,5	23	36	23,5		12,5	6	6	343	343	58	58	270	270								6,7	Basili et al., 2013
3625232540	36,5	23	36	23,5		12,5	10	10	343	343	58	58	270	270								6,7	Basili et al., 2013
3625232540	36,5	23	36	23,5		11,5	2	2	354	354	59	59	270	270								6,7	Basili et al., 2013
3625232540	36,5	23	36	23,5		11,5	6	6	354	354	59	59	270	270								6,7	Basili et al., 2013
3625232540	36,5	23	36	23,5		11,5	10	10	354	354	59	59	270	270								6,7	Basili et al., 2013
3625232540	36,5	23	36	23,5																		7,2	Compiled Historical Catalogue
3625232540	36,5	23	36	23,5																		7,2	Koravos et al., 2003
3625232540	36,5	23	36	23,5																		6,8	Papaioannou and Papazachos, 2000
3625237540	36,5	23,5	36	24			21	21	14	14	50	50	252	252								4,2	Bohnhoff et al., 2005
3625237540	36,5	23,5	36	24			21	21	14	14	50	50	252	252								4,2	Bohnhoff et al., 2005
3625237540	36,5	23,5	36	24					85	85	72	72	140	140									Papazachos, 1996
3625237540	36,5	23,5	36	24		10	4	4	95	95	54	54	260	260								6,8	Basili et al., 2013
3625237540	36,5	23,5	36	24		10	9	9	96	96	54	54	260	260								6,8	Basili et al., 2013
3625237540	36,5	23,5	36	24		10	9	9	96	96	54	54	260	260								6,8	Basili et al., 2013
3625237540	36,5	23,5	36	24		10	4	4	96	96	54	54	260	260								6,8	Basili et al., 2013
3625237540	36,5	23,5	36	24		10	4	4	96	96	54	54	260	260								6,8	Basili et al., 2013
3625237540	36,5	23,5	36	24		10	4	4	98	98	54	54	260	260								6,8	Basili et al., 2013
3625237540	36,5	23,5	36	24		10	9	9	99	99	54	54	260	260								6,8	Basili et al., 2013
3625237540	36,5	23,5	36	24		10	4	4	99	99	54	54	260	260								6,8	Basili et al., 2013
3625237540	36,5	23,5	36	24		10	9	9	99	99	54	54	260	260								6,8	Basili et al., 2013
3625237540	36,5	23,5	36	24		10	4	4	99	99	54	54	260	260								6,8	Basili et al., 2013
3625237540	36,5	23,5	36	24		10	4	4	100	100	54	54	260	260								6,8	Basili et al., 2013
3625237540	36,5	23,5	36	24		11	10	10	102	102	50	50	270	270								6,6	Basili et al., 2013
3625237540	36,5	23,5	36	24		11	6	6	102	102	50	50	270	270								6,6	Basili et al., 2013
3625237540	36,5	23,5	36	24		11	2	2	102	102	50	50	270	270								6,6	Basili et al., 2013
3625237540	36,5	23,5	36	24		11	10	10	102	102	50	50	270	270								6,6	Basili et al., 2013
3625237540	36,5	23,5	36	24		11	6	6	102	102	50	50	270	270								6,6	Basili et al., 2013
3625237540	36,5	23,5	36	24		11	2	2	102	102	50	50	270	270								6,6	Basili et al., 2013
3625237540	36,5	23,5	36	24		11	3	3	145	145	55	55	285	285								6,8	Basili et al., 2013
3625237540	36,5	23,5	36	24		11	10	10	147	147	55	55	285	285								6,8	Basili et al., 2013
3625237540	36,5	23,5	36	24		11	10	10	147	147	55	55	285	285								6,8	Basili et al., 2013
3625237540	36,5	23,5	36	24		11	7	7	147	147	55	55	285	285								6,8	Basili et al., 2013
3625237540	36,5	23,5	36	24		11	7	7	147	147	55	55	285	285								6,8	Basili et al., 2013
3625237540	36,5	23,5	36	24		11	3	3	147	147	55	55	285	285								6,8	Basili et al., 2013
3625237540	36,5	23,5	36	24		11	3	3	147	147	55	55	285	285								6,8	Basili et al., 2013
3625237540	36,5	23,5	36	24					340	340	47	47	262	262									Basili et al., 2013
3625237540	36,5	23,5	36	24																		7,2	Koravos et al., 2003
3625237540	36,5	23,5	36	24																		6,8	Papaioannou and Papazachos, 2000
3625242540	36,5	24	36	24,5			6	34	68	92	34	60	231	297								8	Sorensen et al., 2012
3625242540	36,5	24	36	24,5			6	34	70	76	57	89	181	215								8	Sorensen et al., 2012
3625242540	36,5	24	36	24,5		11	2	2	85	85	50	50	270	270								6,6	Basili et al., 2013
3625242540	36,5	24	36	24,5		11	2	2	85	85	50	50	270	270								6,6	Basili et al., 2013
3625242540	36,5	24	36	24,5		11	6	6	85	85	50	50	270	270								6,6	Basili et al., 2013
3625242540	36,5	24	36	24,5		11	6	6	85	85	50	50	270	270								6,6	Basili et al., 2013
3625242540	36,5	24	36	24,5		11	10	10	85	85	50	50	270	270								6,6	Basili et al., 2013
3625242540	36,5	24	36	24,5		11	10	10	85	85	50	50	270	270								6,6	Basili et al., 2013
3625242540	36,5	24	36	24,5		10,5	10	10	90	90	49	49	270	270								7,1	Basili et al., 2013
3625242540	36,5	24	36	24,5		10,5	6	6	90	90	49	49	270	270								7,1	Basili et al., 2013
3625242540	36,5	24	36	24,5		10,5	3	3	90	90	49	49	270	270								7,1	Basili et al., 2013
3625242540	36,5	24	36	24,5		11	10	10	91	91	50	50	270	270								6,6	Basili et al., 2013
3625242540	36,5	24	36	24,5		11	6	6	91	91	50	50	270	270								6,6	Basili et al., 2013
3625242540	36,5	24	36	24,5		11	2	2	91	91	50	50	270	270								6,6	Basili et al., 2013
3625242540	36,5	24	36	24,5		10	4	4	91	91	54	54	260	260								6,8	Basili et al., 2013
3625242540	36,5	24	36	24,5		10	4	4	91	91	54	54	260	260								6,8	Basili et al., 2013
3625242540	36,5	24	36	24,5		11	10	10	93	93	50	50	270	270								6,6	Basili et al., 2013
3625242540	36,5	24	36	24,5		11	6	6	93	93	50	50	270	270								6,6	Basili et al., 2013
3625242540	36,5	24	36	24,5		11	2	2	93	93	50	50	270	270								6,6	Basili et al., 2013
3625242540	36,5	24	36	24,5		10,5	9	9	177	177	68	68	270	270								6,7	Basili et al., 2013

Table B.1. Compiled moment tensor database for each analysis bin in 0-40 km depth.

3625242540	36,5	24	36	24,5		10,5	4	4	177	177	68	68	270	270								6,7	Basili et al., 2013
3625242540	36,5	24	36	24,5		10,5	9	9	177	177	68	68	270	270								6,7	Basili et al., 2013
3625242540	36,5	24	36	24,5		10,5	4	4	177	177	68	68	270	270								6,7	Basili et al., 2013
3625242540	36,5	24	36	24,5		10,5	9	9	180	180	68	68	270	270								6,7	Basili et al., 2013
3625242540	36,5	24	36	24,5		10,5	4	4	180	180	68	68	270	270								6,7	Basili et al., 2013
3625242540	36,5	24	36	24,5		10,5	9	9	181	181	68	68	270	270								6,7	Basili et al., 2013
3625242540	36,5	24	36	24,5		10,5	9	9	181	181	68	68	270	270								6,7	Basili et al., 2013
3625242540	36,5	24	36	24,5		10,5	4	4	181	181	68	68	270	270								6,7	Basili et al., 2013
3625242540	36,5	24	36	24,5		10,5	4	4	181	181	68	68	270	270								6,7	Basili et al., 2013
3625242540	36,5	24	36	24,5			6	34	216	250	64	88	160	176								8	Sorensen et al., 2012
3625242540	36,5	24	36	24,5			6	34	235	251	69	77	186	204								8	Sorensen et al., 2012
3625242540	36,5	24	36	24,5			6	34	252	286	40	54	221	291								8	Sorensen et al., 2012
3625242540	36,5	24	36	24,5					313	313	47	47	262	262									Moratto et al., 2007
3625242540	36,5	24	36	24,5																		7,2	Koravos et al., 2003
3625242540	36,5	24	36	24,5																		7,2	Koravos et al., 2003
3625242540	36,5	24	36	24,5																		6,8	Papaioannou and Papazachos, 2000
3625247540	36,5	24,5	36	25			6	34	68	92	34	60	231	297								8	Sorensen et al., 2012
3625247540	36,5	24,5	36	25			6	34	70	76	57	89	181	215								8	Sorensen et al., 2012
3625247540	36,5	24,5	36	25		11,5	10	10	85	85	58	58	270	270								6,7	Basili et al., 2013
3625247540	36,5	24,5	36	25		11,5	10	10	94	94	58	58	270	270								6,7	Basili et al., 2013
3625247540	36,5	24,5	36	25		10,5	10	10	95	95	49	49	270	270								7,1	Basili et al., 2013
3625247540	36,5	24,5	36	25		10,5	6	6	95	95	49	49	270	270								7,1	Basili et al., 2013
3625247540	36,5	24,5	36	25		10,5	3	3	95	95	49	49	270	270								7,1	Basili et al., 2013
3625247540	36,5	24,5	36	25		11,5	10	10	96	96	58	58	270	270								6,7	Basili et al., 2013
3625247540	36,5	24,5	36	25		11,5	10	10	98	98	58	58	270	270								6,7	Basili et al., 2013
3625247540	36,5	24,5	36	25		10,5	10	10	100	100	49	49	270	270								7,1	Basili et al., 2013
3625247540	36,5	24,5	36	25		10,5	6	6	100	100	49	49	270	270								7,1	Basili et al., 2013
3625247540	36,5	24,5	36	25		10,5	3	3	100	100	49	49	270	270								7,1	Basili et al., 2013
3625247540	36,5	24,5	36	25		10,5	10	10	100	100	49	49	270	270								7,1	Basili et al., 2013
3625247540	36,5	24,5	36	25		10,5	6	6	100	100	49	49	270	270								7,1	Basili et al., 2013
3625247540	36,5	24,5	36	25		10,5	3	3	100	100	49	49	270	270								7,1	Basili et al., 2013
3625247540	36,5	24,5	36	25		10,5	10	10	103	103	49	49	270	270								7,1	Basili et al., 2013
3625247540	36,5	24,5	36	25		10,5	6	6	103	103	49	49	270	270								7,1	Basili et al., 2013
3625247540	36,5	24,5	36	25		10,5	3	3	103	103	49	49	270	270								7,1	Basili et al., 2013
3625247540	36,5	24,5	36	25		10,5	10	10	104	104	49	49	270	270								7,1	Basili et al., 2013
3625247540	36,5	24,5	36	25		10,5	6	6	104	104	49	49	270	270								7,1	Basili et al., 2013
3625247540	36,5	24,5	36	25		10,5	3	3	104	104	49	49	270	270								7,1	Basili et al., 2013
3625247540	36,5	24,5	36	25		10,5	10	10	105	105	49	49	270	270								7,1	Basili et al., 2013
3625247540	36,5	24,5	36	25		10,5	6	6	105	105	49	49	270	270								7,1	Basili et al., 2013
3625247540	36,5	24,5	36	25		10,5	3	3	105	105	49	49	270	270								7,1	Basili et al., 2013
3625247540	36,5	24,5	36	25		10,5	10	10	110	110	50	50	270	270								7,1	Basili et al., 2013
3625247540	36,5	24,5	36	25		10,5	6	6	110	110	50	50	270	270								7,1	Basili et al., 2013
3625247540	36,5	24,5	36	25		10,5	3	3	110	110	50	50	270	270								7,1	Basili et al., 2013
3625247540	36,5	24,5	36	25		10,5	10	10	113	113	51	51	270	270								7,1	Basili et al., 2013
3625247540	36,5	24,5	36	25		10,5	6	6	113	113	51	51	270	270								7,1	Basili et al., 2013
3625247540	36,5	24,5	36	25		10,5	3	3	113	113	51	51	270	270								7,1	Basili et al., 2013
3625247540	36,5	24,5	36	25		10,5	10	10	114	114	51	51	270	270								7,1	Basili et al., 2013
3625247540	36,5	24,5	36	25		10,5	6	6	114	114	51	51	270	270								7,1	Basili et al., 2013
3625247540	36,5	24,5	36	25		10,5	3	3	114	114	51	51	270	270								7,1	Basili et al., 2013
3625247540	36,5	24,5	36	25		10,5	10	10	115	115	51	51	270	270								7,1	Basili et al., 2013
3625247540	36,5	24,5	36	25		10,5	6	6	115	115	51	51	270	270								7,1	Basili et al., 2013
3625247540	36,5	24,5	36	25		10,5	3	3	115	115	51	51	270	270								7,1	Basili et al., 2013
3625247540	36,5	24,5	36	25			6	34	216	250	64	88	160	176								8	Sorensen et al., 2012
3625247540	36,5	24,5	36	25			6	34	235	251	69	77	186	204								8	Sorensen et al., 2012
3625247540	36,5	24,5	36	25			6	34	252	286	40	54	221	291								8	Sorensen et al., 2012
3625247540	36,5	24,5	36	25					313	313	47	47	262	262									Basili et al., 2013
3625247540	36,5	24,5	36	25																		7	Compiled Historical Catalogue
3625247540	36,5	24,5	36	25																		7,2	Koravos et al., 2003
3625247540	36,5	24,5	36	25																		6,8	Papaioannou and Papazachos, 2000
3625252540	36,5	25	36	25,5					10	10	47	47	262	262									Basili et al., 2013
3625252540	36,5	25	36	25,5			6	34	68	92	34	60	231	297								8	Sorensen et al., 2012
3625252540	36,5	25	36	25,5		10,5	3	3	69	69	51	51	270	270								7,1	Basili et al., 2013
3625252540	36,5	25	36	25,5		10,5	6	6	69	69	51	51	270	270								7,1	Basili et al., 2013
3625252540	36,5	25	36	25,5		10,5	10	10	69	69	51	51	270	270								7,1	Basili et al., 2013
3625252540	36,5	25	36	25,5			6	34	70	76	57	89	181	215								8	Sorensen et al., 2012
3625252540	36,5	25	36	25,5		10,5	3	3	73	73	50	50	270	270								7,1	Basili et al., 2013
3625252540	36,5	25	36	25,5		10,5	6	6	73	73	50	50	270	270								7,1	Basili et al., 2013
3625252540	36,5	25	36	25,5		10,5	10	10	73	73	50	50	270	270								7,1	Basili et al., 2013
3625252540	36,5	25	36	25,5		11,5	10	10	74	74	58	58	270	270								6,7	Basili et al., 2013
3625252540	36,5	25	36	25,5		10,5	3	3	74	74	50	50	270	270								7,1	Basili et al., 2013
3625252540	36,5	25	36	25,5		10,5	6	6	74	74	50	50	270	270								7,1	Basili et al., 2013
3625252540	36,5	25	36	25,5		10,5	10	10	74	74	50	50	270	270								7,1	Basili et al., 2013
3625252540	36,5	25	36	25,5		10,5	3	3	75	75	50	50	270	270								7,1	Basili et al., 2013
3625252540	36,5	25	36	25,5		10,5	6	6	75	75	50	50	270	270								7,1	Basili et al., 2013
3625252540	36,5	25	36	25,5		10,5	10	10	75	75	50	50	270	270								7,1	Basili et al., 2013
3625252540	36,5	25	36	25,5		10,5	3	3	76	76	50	50	270	270								7,1	Basili et al., 2013
3625252540	36,5	25	36	25,5		10,5	6	6	76	76	50	50	270	270								7,1	Basili et al., 2013
3625252540	36,5	25	36	25,5		10,5	10	10	76	76	50	50	270	270								7,1	Basili et al., 2013
3625252540	36,5	25	36	25,5		10,5	3	3	85	85	49	49	270	270								7,1	Basili et al., 2013
3625252540	36,5	25	36	25,5		10,5	6	6	85	85	49	49	270	270								7,1	Basili et al., 2013
3625252540	36,5	25	36	25,5		10,5	10	10	85	85	49	49	270	270								7,1	Basili et al., 2013
3625252540	36,5	25	36	25,5		10,5	10	10	93	93	49	49	270	270								7,1	Basili et al., 2013
3625252540	36,5	25	36	25,5		10,5	6	6	93	93	49	49	270	270								7,1	Basili et al., 2013
3625252540	36,5	25	36	25,5		10,5	3	3	93	93	49	49	270	270								7,1	Basili et al., 2013
3625252540	36,5	25	36	25,5		10,5	10	10	96	96	49	49	270	270								7,1	Basili et al., 2013
3625252540	36,5	25	36	25,5		10,5	10	10	96	96	49	49	270	270								7,1	Basili et al., 2013
3625252540	36,5	25	36	25,5		10,5	6	6	96	96	49	49	270	270								7,1	Basili et al., 2013
3625252540	36,5	25	36	25,5		10,5	6	6	96	96	49	49	270	270								7,1	Basili et al., 2013
3625252540	36,5	25	36	25,5		10,5	3	3	96	96	49	49	270	270								7,1	Basili et al., 2013
3625252540	36,5	25	36	25,5		10,5	3	3	96	96	49	49	270	270								7,1	Basili et al., 2013
3625252540	36,5	25	36	25,5			6	34	216	250	64	88	160	176								8	Sorensen et al., 2012
3625252540	36,5	25	36	25,5			6	34	235	251	69	77	186	204								8	Sorensen et al., 2012
3625252540	36,5	25	36	25,5					250	250	45	45	270	270									Moratto et al., 2007
3625252540	36,5	25	36	25,5			6	34	252	286	40	54	221	291								8	Sorensen et al., 2012

Table B.1. Compiled moment tensor database for each analysis bin in 0-40 km depth.

3625252540	36,5	25	36	25,5																		7	Compiled Historical Catalogue
3625252540	36,5	25	36	25,5																		6,5	Compiled Historical Catalogue
3625252540	36,5	25	36	25,5																		7,6	Koravos et al., 2003
3625252540	36,5	25	36	25,5																		7,3	Papaioannou and Papazachos, 2000
3625252540	36,5	25	36	25,5																		7,2	Papaioannou and Papazachos, 2000
3625257540	36,5	25,5	36	26					10	10	47	47	262	262									Basili et al., 2013
3625257540	36,5	25,5	36	26	100	50	20	20	25	25	15	15	90	90								7,8	Beisel et al., 2009
3625257540	36,5	25,5	36	26	79,4	39,8	15	15	25	25	20	20	90	90								7,6	Beisel et al., 2009
3625257540	36,5	25,5	36	26	79,4	39,8	10	10	25	25	20	20	90	90								7,6	Beisel et al., 2009
3625257540	36,5	25,5	36	26	70,8	35,5	10	10	25	25	20	20	90	90								7,5	Beisel et al., 2009
3625257540	36,5	25,5	36	26	70,8	35,5	10	10	25	25	45	45	90	90								7,5	Beisel et al., 2009
3625257540	36,5	25,5	36	26					60	60	45	45	270	270									Ambraseys and Jackson,1990
3625257540	36,5	25,5	36	26					65	65	40	40	270	270									Moratto et al., 2007
3625257540	36,5	25,5	36	26			6	34	68	92	34	60	231	297								8	Sorensen et al., 2012
3625257540	36,5	25,5	36	26			6	34	70	76	57	89	181	215								8	Sorensen et al., 2012
3625257540	36,5	25,5	36	26		10,5	3	3	70	70	51	51	270	270								7,1	Basili et al., 2013
3625257540	36,5	25,5	36	26		10,5	6	6	70	70	51	51	270	270								7,1	Basili et al., 2013
3625257540	36,5	25,5	36	26		10,5	10	10	70	70	51	51	270	270								7,1	Basili et al., 2013
3625257540	36,5	25,5	36	26		10,5	3	3	76	76	50	50	270	270								7,1	Basili et al., 2013
3625257540	36,5	25,5	36	26		10,5	6	6	76	76	50	50	270	270								7,1	Basili et al., 2013
3625257540	36,5	25,5	36	26		10,5	10	10	76	76	50	50	270	270								7,1	Basili et al., 2013
3625257540	36,5	25,5	36	26			6	34	216	250	64	88	160	176								8	Sorensen et al., 2012
3625257540	36,5	25,5	36	26		12,5	11	11	226	226	56	56	270	270								7,1	Basili et al., 2013
3625257540	36,5	25,5	36	26		12,5	7	7	226	226	56	56	270	270								7,1	Basili et al., 2013
3625257540	36,5	25,5	36	26		12,5	3	3	226	226	56	56	270	270								7,1	Basili et al., 2013
3625257540	36,5	25,5	36	26		12,5	11	11	233	233	55	55	270	270								7,1	Basili et al., 2013
3625257540	36,5	25,5	36	26		12,5	7	7	233	233	55	55	270	270								7,1	Basili et al., 2013
3625257540	36,5	25,5	36	26		12,5	3	3	233	233	55	55	270	270								7,1	Basili et al., 2013
3625257540	36,5	25,5	36	26			6	34	235	251	69	77	186	204								8	Sorensen et al., 2012
3625257540	36,5	25,5	36	26		12,5	3	3	237	237	55	55	270	270								7,1	Basili et al., 2013
3625257540	36,5	25,5	36	26		12,5	11	11	238	238	55	55	270	270								7,1	Basili et al., 2013
3625257540	36,5	25,5	36	26		12,5	7	7	238	238	55	55	270	270								7,1	Basili et al., 2013
3625257540	36,5	25,5	36	26		12,5	3	3	238	238	55	55	270	270								7,1	Basili et al., 2013
3625257540	36,5	25,5	36	26		12,5	11	11	240	240	55	55	270	270								7,1	Basili et al., 2013
3625257540	36,5	25,5	36	26		12,5	7	7	240	240	55	55	270	270								7,1	Basili et al., 2013
3625257540	36,5	25,5	36	26		12,5	3	3	240	240	55	55	270	270								7,1	Basili et al., 2013
3625257540	36,5	25,5	36	26					245	245	67	67	281	281									Okal et al., 2004
3625257540	36,5	25,5	36	26			6	34	252	286	40	54	221	291								8	Sorensen et al., 2012
3625257540	36,5	25,5	36	26		11	10	10	261	261	54	54	270	270								7	Basili et al., 2013
3625257540	36,5	25,5	36	26		11	7	7	261	261	54	54	270	270								7	Basili et al., 2013
3625257540	36,5	25,5	36	26		11	3	3	261	261	54	54	270	270								7	Basili et al., 2013
3625257540	36,5	25,5	36	26		11	10	10	264	264	54	54	270	270								7	Basili et al., 2013
3625257540	36,5	25,5	36	26		11	7	7	264	264	54	54	270	270								7	Basili et al., 2013
3625257540	36,5	25,5	36	26		11	3	3	264	264	54	54	270	270								7	Basili et al., 2013
3625257540	36,5	25,5	36	26		11	10	10	264	264	54	54	270	270								7	Basili et al., 2013
3625257540	36,5	25,5	36	26		11	7	7	264	264	54	54	270	270								7	Basili et al., 2013
3625257540	36,5	25,5	36	26		11	3	3	264	264	54	54	270	270								7	Basili et al., 2013
3625257540	36,5	25,5	36	26																		6,5	Compiled Historical Catalogue
3625257540	36,5	25,5	36	26																		7,8	Compiled Historical Catalogue
3625257540	36,5	25,5	36	26																		7,6	Koravos et al., 2003
3625257540	36,5	25,5	36	26																		7,3	Papaioannou and Papazachos, 2000
3625257540	36,5	25,5	36	26																		7,3	Papaioannou and Papazachos, 2000
3625257540	36,5	25,5	36	26									270	270									Papazachos et al., 1999
3625262540	36,5	26	36	26,5					10	10	47	47	262	262									Moratto et al., 2007
3625262540	36,5	26	36	26,5			10	66	12	66	39	81	148	210								8,5	Sorensen et al., 2012
3625262540	36,5	26	36	26,5	100	50	20	20	25	25	15	15	90	90								7,8	Beisel et al., 2009
3625262540	36,5	26	36	26,5	79,4	39,8	15	15	25	25	20	20	90	90								7,6	Beisel et al., 2009
3625262540	36,5	26	36	26,5	79,4	39,8	10	10	25	25	20	20	90	90								7,6	Beisel et al., 2009
3625262540	36,5	26	36	26,5	70,8	35,5	10	10	25	25	20	20	90	90								7,5	Beisel et al., 2009
3625262540	36,5	26	36	26,5	70,8	35,5	10	10	25	25	45	45	90	90								7,5	Beisel et al., 2009
3625262540	36,5	26	36	26,5					60	60	45	45	270	270									Ambraseys and Jackson,1990
3625262540	36,5	26	36	26,5					65	65	40	40	270	270									Moratto et al., 2007
3625262540	36,5	26	36	26,5	6	34			68	92	34	60	231	297								8	Sorensen et al., 2012
3625262540	36,5	26	36	26,5		11	10	10	241	241	54	54	270	270								7	Basili et al., 2013
3625262540	36,5	26	36	26,5		11	7	7	241	241	54	54	270	270								7	Basili et al., 2013
3625262540	36,5	26	36	26,5		11	3	3	241	241	54	54	270	270								7	Basili et al., 2013
3625262540	36,5	26	36	26,5		12	11	11	243	243	59	59	270	270								6,9	Basili et al., 2013
3625262540	36,5	26	36	26,5		12	7	7	243	243	59	59	270	270								6,9	Basili et al., 2013
3625262540	36,5	26	36	26,5		12	3	3	243	243	59	59	270	270								6,9	Basili et al., 2013
3625262540	36,5	26	36	26,5					245	245	67	67	281	281									Okal et al., 2004
3625262540	36,5	26	36	26,5		11	10	10	247	247	54	54	270	270								7	Basili et al., 2013
3625262540	36,5	26	36	26,5		11	7	7	247	247	54	54	270	270								7	Basili et al., 2013
3625262540	36,5	26	36	26,5		11	3	3	247	247	54	54	270	270								7	Basili et al., 2013
3625262540	36,5	26	36	26,5			10	66	248	122	36	80	333	327								8,5	Sorensen et al., 2012
3625262540	36,5	26	36	26,5		12	11	11	249	249	59	59	270	270								6,9	Basili et al., 2013
3625262540	36,5	26	36	26,5		12	7	7	249	249	59	59	270	270								6,9	Basili et al., 2013
3625262540	36,5	26	36	26,5		12	3	3	249	249	59	59	270	270								6,9	Basili et al., 2013
3625262540	36,5	26	36	26,5		11	10	10	249	249	54	54	270	270								7	Basili et al., 2013
3625262540	36,5	26	36	26,5		11	7	7	249	249	54	54	270	270								7	Basili et al., 2013
3625262540	36,5	26	36	26,5		11	3	3	249	249	54	54	270	270								7	Basili et al., 2013
3625262540	36,5	26	36	26,5		11	10	10	251	251	54	54	270	270								7	Basili et al., 2013
3625262540	36,5	26	36	26,5		11	7	7	251	251	54	54	270	270								7	Basili et al., 2013
3625262540	36,5	26	36	26,5		11	3	3	251	251	54	54	270	270								7	Basili et al., 2013
3625262540	36,5	26	36	26,5		11	10	10	251	251	54	54	270	270								7	Basili et al., 2013
3625262540	36,5	26	36	26,5		11	7	7	251	251	54	54	270	270								7	Basili et al., 2013
3625262540	36,5	26	36	26,5		11	3	3	251	251	54	54	270	270								7	Basili et al., 2013
3625262540	36,5	26	36	26,5		11	10	10	252	252	54	54	270	270								7	Basili et al., 2013
3625262540	36,5	26	36	26,5		11	7	7	252	252	54	54	270	270								7	Basili et al., 2013
3625262540	36,5	26	36	26,5		11	3	3	252	252	54	54	270	270								7	Basili et al., 2013
3625262540	36,5	26	36	26,5		12	11	11	253	253	59	59	270	270								6,9	Basili et al., 2013
3625262540	36,5	26	36	26,5		12	7	7	253	253	59	59	270	270								6,9	Basili et al., 2013
3625262540	36,5	26	36	26,5		12	3	3	253	253	59	59	270	270								6,9	Basili et al., 2013
3625262540	36,5	26	36	26,5			10	66	253	177	51	79	70	104								8,5	Sorensen et al., 2012
3625262540	36,5	26	36	26,5		12	11	11	254	254	59	59	270	270								6,9	Basili et al., 2013

Table B.1. Compiled moment tensor database for each analysis bin in 0-40 km depth.

3625262540	36,5	26	36	26,5		12	7	7	254	254	59	59	270	270								6,9	Basili et al., 2013
3625262540	36,5	26	36	26,5		12	3	3	254	254	59	59	270	270								6,9	Basili et al., 2013
3625262540	36,5	26	36	26,5		11	10	10	255	255	54	54	270	270								7	Basili et al., 2013
3625262540	36,5	26	36	26,5		11	7	7	255	255	54	54	270	270								7	Basili et al., 2013
3625262540	36,5	26	36	26,5		11	3	3	255	255	54	54	270	270								7	Basili et al., 2013
3625262540	36,5	26	36	26,5		12	11	11	255	255	59	59	270	270								6,9	Basili et al., 2013
3625262540	36,5	26	36	26,5		12	7	7	255	255	59	59	270	270								6,9	Basili et al., 2013
3625262540	36,5	26	36	26,5		12	3	3	255	255	59	59	270	270								6,9	Basili et al., 2013
3625262540	36,5	26	36	26,5		12	11	11	256	256	59	59	270	270								6,9	Basili et al., 2013
3625262540	36,5	26	36	26,5		12	7	7	256	256	59	59	270	270								6,9	Basili et al., 2013
3625262540	36,5	26	36	26,5		12	3	3	256	256	59	59	270	270								6,9	Basili et al., 2013
3625262540	36,5	26	36	26,5		11	10	10	257	257	54	54	270	270								7	Basili et al., 2013
3625262540	36,5	26	36	26,5		11	7	7	257	257	54	54	270	270								7	Basili et al., 2013
3625262540	36,5	26	36	26,5		11	3	3	257	257	54	54	270	270								7	Basili et al., 2013
3625262540	36,5	26	36	26,5		11	10	10	260	260	54	54	270	270								7	Basili et al., 2013
3625262540	36,5	26	36	26,5		11	7	7	260	260	54	54	270	270								7	Basili et al., 2013
3625262540	36,5	26	36	26,5		11	3	3	260	260	54	54	270	270								7	Basili et al., 2013
3625262540	36,5	26	36	26,5		12	11	11	261	261	59	59	270	270								6,9	Basili et al., 2013
3625262540	36,5	26	36	26,5		12	7	7	261	261	59	59	270	270								6,9	Basili et al., 2013
3625262540	36,5	26	36	26,5		12	3	3	261	261	59	59	270	270								6,9	Basili et al., 2013
3625262540	36,5	26	36	26,5		12	11	11	263	263	59	59	270	270								6,9	Basili et al., 2013
3625262540	36,5	26	36	26,5		12	7	7	263	263	59	59	270	270								6,9	Basili et al., 2013
3625262540	36,5	26	36	26,5		12	3	3	263	263	59	59	270	270								6,9	Basili et al., 2013
3625262540	36,5	26	36	26,5		12	11	11	264	264	59	59	270	270								6,9	Basili et al., 2013
3625262540	36,5	26	36	26,5		12	7	7	264	264	59	59	270	270								6,9	Basili et al., 2013
3625262540	36,5	26	36	26,5		12	3	3	264	264	59	59	270	270								6,9	Basili et al., 2013
3625262540	36,5	26	36	26,5		12	11	11	268	268	59	59	270	270								6,9	Basili et al., 2013
3625262540	36,5	26	36	26,5		12	7	7	268	268	59	59	270	270								6,9	Basili et al., 2013
3625262540	36,5	26	36	26,5		12	3	3	268	268	59	59	270	270								6,9	Basili et al., 2013
3625262540	36,5	26	36	26,5			10	66	341	37	43	69	256	302								8,5	Sorensen et al., 2012
3625262540	36,5	26	36	26,5			10	66	349	113	55	89	56	116								8,5	Sorensen et al., 2012
3625262540	36,5	26	36	26,5																		7,8	Compiled Historical Catalogue
3625262540	36,5	26	36	26,5																		6,6	Koravos et al., 2003
3625262540	36,5	26	36	26,5																		7,3	Papaioannou and Papazachos, 2000
3625262540	36,5	26	36	26,5																		7,2	Papaioannou and Papazachos, 2000
3625267540	36,5	26,5	36	27		11	4	4	1	1	76	76	250	250								6,7	Basili et al., 2013
3625267540	36,5	26,5	36	27		11	9	9	1	1	76	76	250	250								6,7	Basili et al., 2013
3625267540	36,5	26,5	36	27		11	4	4	1	1	76	76	250	250								6,7	Basili et al., 2013
3625267540	36,5	26,5	36	27		11	9	9	1	1	76	76	250	250								6,7	Basili et al., 2013
3625267540	36,5	26,5	36	27			10	66	12	66	39	81	148	210								8,5	Sorensen et al., 2012
3625267540	36,5	26,5	36	27			15	15	29	29	55	55	261	261								5,1	Kalafat MT Catalogue
3625267540	36,5	26,5	36	27			15	15	30	30	53	53	279	279								6,2	Kalafat MT Catalogue
3625267540	36,5	26,5	36	27			15	15	36	36	90	90	63	63								4,8	Kalafat MT Catalogue
3625267540	36,5	26,5	36	27					50	50	48	48	282	282									Moratto et al., 2007
3625267540	36,5	26,5	36	27		11,5	2	2	77	77	58	58	270	270								6,6	Basili et al., 2013
3625267540	36,5	26,5	36	27		11,5	6	6	77	77	58	58	270	270								6,6	Basili et al., 2013
3625267540	36,5	26,5	36	27		11,5	10	10	77	77	58	58	270	270								6,6	Basili et al., 2013
3625267540	36,5	26,5	36	27		11,5	2	2	77	77	58	58	270	270								6,6	Basili et al., 2013
3625267540	36,5	26,5	36	27		11,5	6	6	77	77	58	58	270	270								6,6	Basili et al., 2013
3625267540	36,5	26,5	36	27		11,5	10	10	77	77	58	58	270	270								6,6	Basili et al., 2013
3625267540	36,5	26,5	36	27		11,5	2	2	82	82	58	58	270	270								6,6	Basili et al., 2013
3625267540	36,5	26,5	36	27		11,5	6	6	82	82	58	58	270	270								6,6	Basili et al., 2013
3625267540	36,5	26,5	36	27		11,5	10	10	82	82	58	58	270	270								6,6	Basili et al., 2013
3625267540	36,5	26,5	36	27		11	10	10	92	92	59	59	288	288								6,6	Basili et al., 2013
3625267540	36,5	26,5	36	27		11	7	7	92	92	59	59	288	288								6,6	Basili et al., 2013
3625267540	36,5	26,5	36	27		11	3	3	92	92	59	59	288	288								6,6	Basili et al., 2013
3625267540	36,5	26,5	36	27		11	10	10	92	92	59	59	288	288								6,6	Basili et al., 2013
3625267540	36,5	26,5	36	27		11	7	7	92	92	59	59	288	288								6,6	Basili et al., 2013
3625267540	36,5	26,5	36	27		11	3	3	92	92	59	59	288	288								6,6	Basili et al., 2013
3625267540	36,5	26,5	36	27		11	10	10	94	94	59	59	288	288								6,6	Basili et al., 2013
3625267540	36,5	26,5	36	27		11	7	7	94	94	59	59	288	288								6,6	Basili et al., 2013
3625267540	36,5	26,5	36	27		11	3	3	94	94	59	59	288	288								6,6	Basili et al., 2013
3625267540	36,5	26,5	36	27		11	10	10	95	95	59	59	288	288								6,6	Basili et al., 2013
3625267540	36,5	26,5	36	27		11	7	7	95	95	59	59	288	288								6,6	Basili et al., 2013
3625267540	36,5	26,5	36	27		11	3	3	95	95	59	59	288	288								6,6	Basili et al., 2013
3625267540	36,5	26,5	36	27		11	10	10	102	102	59	59	288	288								6,6	Basili et al., 2013
3625267540	36,5	26,5	36	27		11	7	7	102	102	59	59	288	288								6,6	Basili et al., 2013
3625267540	36,5	26,5	36	27		11	3	3	102	102	59	59	288	288								6,6	Basili et al., 2013
3625267540	36,5	26,5	36	27		11	10	10	102	102	59	59	288	288								6,6	Basili et al., 2013
3625267540	36,5	26,5	36	27		11	7	7	102	102	59	59	288	288								6,6	Basili et al., 2013
3625267540	36,5	26,5	36	27		11	3	3	102	102	59	59	288	288								6,6	Basili et al., 2013
3625267540	36,5	26,5	27	36			0	0	185	185	84	84	356	356	275	275	86	86	186	186		5,4	EMMA
3625267540	36,5	26,5	36	27					185	185	47	47	262	262									Moratto et al., 2007
3625267540	36,5	26,5	36	27			15	15	196	196	38	38	258	258	30	30	53	53	279	279		6,2	ISC MT Catalogue
3625267540	36,5	26,5	36	27			25	25	213	213	38	38	293	293								5,2	INGV RCMT Catalogue
3625267540	36,5	26,5	36	27			15	15	223	223	36	36	282	282	29	29	55	55	261	261		5	ISC MT Catalogue
3625267540	36,5	26,5	36	27			10	66	248	122	36	80	333	327								8,5	Sorensen et al., 2012
3625267540	36,5	26,5	36	27			10	66	253	177	51	79	70	104								8,5	Sorensen et al., 2012
3625267540	36,5	26,5	36	27		11	10	10	267	267	60	60	270	270								6,6	Basili et al., 2013
3625267540	36,5	26,5	36	27			33	33	275	275	85	85	186	186								5,4	Bohnhoff et al., 2005
3625267540	36,5	26,5	36	27			0	0	278	278	86	86	184	184								4,9	Canitez and Ucer, 1967
3625267540	36,5	26,5	27	36			0	0	278	278	86	86	184	184	188	188	86	86	356	356		4,9	EMMA
3625267540	36,5	26,5	36	27			0	0	279	279	89	89	179	179								4,9	Canitez and Ucer, 1967
3625267540	36,5	26,5	27	36			0	0	279	279	89	89	179	179	9	9	89	89	1	1		4,9	EMMA
3625267540	36,5	26,5	36	27			10	66	341	37	43	69	256	302								8,5	Sorensen et al., 2012
3625267540	36,5	26,5	36	27			10	66	349	113	55	89	56	116								8,5	Sorensen et al., 2012
3625267540	36,5	26,5	36	27		11	4	4	354	354	76	76	250	250								6,7	Basili et al., 2013
3625267540	36,5	26,5	36	27		11	9	9	354	354	76	76	250	250								6,7	Basili et al., 2013
3625267540	36,5	26,5	36	27			9	9	355	355	73	73	253	253	220	220	24	24	313	313		5,2	ISC MT Catalogue
3625267540	36,5	26,5	36	27		11	4	4	356	356	76	76	250	250								6,7	Basili et al., 2013
3625267540	36,5	26,5	36	27		11	9	9	356	356	76	76	250	250								6,7	Basili et al., 2013
3625267540	36,5	26,5	36	27																		6,8	Papaioannou and Papazachos, 2000
3625272540	36,5	27	27,5	36			14	14	0	0	40	40	246	246	209	209	53	53	289	289		3,2	EMMA
3625272540	36,5	27	36	27,5			13	13	0	0	40	40	246	246								3,3	Hatzfeld et al., 1993

Table B.1. Compiled moment tensor database for each analysis bin in 0-40 km depth.

3625272540	36,5	27	27,5	36			0	0	8	8	22	22	206	206	254	254	80	80	290	290		6,3	EMMA
3625272540	36,5	27	36	27,5			0	0	8	8	22	22	206	206								6,4	Canitez and Ucer, 1967
3625272540	36,5	27	36	27,5		10	5	5	8	8	76	76	250	250								7	Basili et al., 2013
3625272540	36,5	27	36	27,5		10	10	10	8	8	76	76	250	250								7	Basili et al., 2013
3625272540	36,5	27	36	27,5			12	12	9	9	53	53	246	246								6,1	Benetatos et al., 2004
3625272540	36,5	27	36	27,5		10	5	5	10	10	76	76	250	250								7	Basili et al., 2013
3625272540	36,5	27	36	27,5		10	10	10	10	10	76	76	250	250								7	Basili et al., 2013
3625272540	36,5	27	36	27,5			10	66	12	66	39	81	148	210								8,5	Sorensen et al., 2012
3625272540	36,5	27	27,5	36			0	0	13	13	77	77	172	172	104	104	82	82	14	14		6,3	EMMA
3625272540	36,5	27	36	27,5			0	0	13	13	77	77	172	172								6,4	Canitez and Ucer, 1967
3625272540	36,5	27	36	27,5		10	5	5	14	14	76	76	250	250								7	Basili et al., 2013
3625272540	36,5	27	36	27,5		10	10	10	14	14	76	76	250	250								7	Basili et al., 2013
3625272540	36,5	27	36	27,5		10	5	5	15	15	76	76	250	250								7	Basili et al., 2013
3625272540	36,5	27	36	27,5		10	10	10	15	15	76	76	250	250								7	Basili et al., 2013
3625272540	36,5	27	36	27,5			15	15	50	50	85	85	46	46								5,2	Kalafat MT Catalogue
3625272540	36,5	27	36	27,5					50	50	48	48	282	282									Moratto et al., 2007
3625272540	36,5	27	36	27,5		11,5	2	2	85	85	58	58	270	270								6,6	Basili et al., 2013
3625272540	36,5	27	36	27,5		11,5	6	6	85	85	58	58	270	270								6,6	Basili et al., 2013
3625272540	36,5	27	36	27,5		11,5	10	10	85	85	58	58	270	270								6,6	Basili et al., 2013
3625272540	36,5	27	36	27,5					86	86	62	62	54	54									Papazachos, 1996
3625272540	36,5	27	36	27,5		11,5	2	2	87	87	58	58	270	270								6,6	Basili et al., 2013
3625272540	36,5	27	36	27,5		11,5	6	6	87	87	58	58	270	270								6,6	Basili et al., 2013
3625272540	36,5	27	36	27,5		11,5	10	10	87	87	58	58	270	270								6,6	Basili et al., 2013
3625272540	36,5	27	36	27,5		11,5	2	2	88	88	58	58	270	270								6,6	Basili et al., 2013
3625272540	36,5	27	36	27,5		11,5	10	10	88	88	58	58	270	270								6,6	Basili et al., 2013
3625272540	36,5	27	36	27,5		11,5	6	6	88	88	58	58	270	270								6,6	Basili et al., 2013
3625272540	36,5	27	27,5	36			23	23	94	94	54	54	86	86	281	281	35	35	96	96		3,2	EMMA
3625272540	36,5	27	36	27,5			22	22	94	94	54	54	86	86								3,2	Hatzfeld et al., 1993
3625272540	36,5	27	36	27,5			7	7	104	104	72	72	193	193								5,2	Pondrelli et al., 1999
3625272540	36,5	27	27,5	36			7	7	104	104	72	72	193	193	9	9	78	78	341	341		5,1	EMMA
3625272540	36,5	27	27,5	36			15	15	130	130	40	40	212	212	15	15	70	70	306	306		3,4	EMMA
3625272540	36,5	27	36	27,5			14	14	130	130	40	40	212	212								3,4	Hatzfeld et al., 1993
3625272540	36,5	27	27,5	36			19	19	140	140	30	30	90	90	320	320	60	60	90	90		3,2	EMMA
3625272540	36,5	27	36	27,5			18	18	140	140	30	30	90	90								3,2	Hatzfeld et al., 1993
3625272540	36,5	27	36	27,5			20	20	173	173	77	77	76	76								4,5	Kalafat MT Catalogue
3625272540	36,5	27	36	27,5					185	185	47	47	262	262									Moratto et al., 2007
3625272540	36,5	27	36	27,5			9	9	189	189	42	42	288	288								4,2	ETHZ Moment Tensor Catalogue
3625272540	36,5	27	36	27,5			33	33	196	196	38	38	258	258								6	Dziewonski et al., 1981
3625272540	36,5	27	36	27,5			9	9	199	199	50	50	308	308								4,7	ETHZ Moment Tensor Catalogue
3625272540	36,5	27	36	27,5			16	16	205	205	43	43	285	285								5,9	Shaw and Jackson, 2010
3625272540	36,5	27	36	27,5			28	28	211	211	40	40	329	329								4,6	INGV RCMT Catalogue
3625272540	36,5	27	27,5	36			0	0	212	212	75	75	6	6	120	120	84	84	165	165		5,4	EMMA
3625272540	36,5	27	27,5	36			0	0	216	216	58	58	28	28	111	111	67	67	145	145		5,5	EMMA
3625272540	36,5	27	36	27,5			33	33	222	222	36	36	282	282								5	Dziewonski et al., 1981
3625272540	36,5	27	27,5	36			12	12	232	232	42	42	308	308	6	6	58	58	241	241		6,1	EMMA
3625272540	36,5	27	36	27,5			9	13	232	232	42	42	308	308	6	6	58	58	241	241			Kiratzi and Louvari, 2003
3625272540	36,5	27	36	27,5			10	66	248	122	36	80	333	327								8,5	Sorensen et al., 2012
3625272540	36,5	27	36	27,5			10	66	253	177	51	79	70	104								8,5	Sorensen et al., 2012
3625272540	36,5	27	27,5	36			12	12	295	295	10	10	93	93	115	115	80	80	90	90		3,1	EMMA
3625272540	36,5	27	36	27,5			12	12	295	295	10	10	93	93								3,1	Hatzfeld et al., 1993
3625272540	36,5	27	36	27,5			9	9	341	341	56	56	227	227	220	220	52	52	315	315		4,7	ISC MT Catalogue
3625272540	36,5	27	36	27,5			10	66	341	37	43	69	256	302								8,5	Sorensen et al., 2012
3625272540	36,5	27	36	27,5			9	9	346	346	51	51	255	255	189	189	42	42	288	288		4,2	ISC MT Catalogue
3625272540	36,5	27	36	27,5			10	66	349	113	55	89	56	116								8,5	Sorensen et al., 2012
3625272540	36,5	27	36	27,5																		6,6	Koravos et al., 2003
3625272540	36,5	27	36	27,5																		6,8	Papaioannou and Papazachos, 2000
3625277540	36,5	27,5	36	28			26	26	2	2	80	80	162	162								4	Kalafat MT Catalogue
3625277540	36,5	27,5	36	28			10	66	12	66	39	81	148	210								8,5	Sorensen et al., 2012
3625277540	36,5	27,5	28	36			0	0	35	35	57	57	150	150	143	143	65	65	37	37		6,4	EMMA
3625277540	36,5	27,5	36	28					86	86	62	62	54	54									Papazachos, 1996
3625277540	36,5	27,5	36	28			17,6	17,6	170	170	32	32	298	298	319	319	62	62	254	254		4,6	ISC MT Catalogue
3625277540	36,5	27,5	36	28			19	19	170	170	32	32	298	298								4,6	INGV RCMT Catalogue
3625277540	36,5	27,5	28	36			33	33	184	184	70	70	270	270	4	4	20	20	271	271		3,2	EMMA
3625277540	36,5	27,5	36	28			33	33	184	184	70	70	270	270								3,3	Hatzfeld et al., 1993
3625277540	36,5	27,5	36	28					185	185	47	47	262	262									Moratto et al., 2007
3625277540	36,5	27,5	28	36			0	0	194	194	67	67	167	167	289	289	78	78	24	24		5,4	EMMA
3625277540	36,5	27,5	36	28			0	0	194	194	67	67	167	167								5,4	Papazachos and Delibasis, 1969
3625277540	36,5	27,5	36	28			18	18	197	197	77	77	222	222								4,4	Kalafat MT Catalogue
3625277540	36,5	27,5	36	28			10	66	248	122	36	80	333	327								8,5	Sorensen et al., 2012
3625277540	36,5	27,5	36	28			10	66	253	177	51	79	70	104								8,5	Sorensen et al., 2012
3625277540	36,5	27,5	36	28			12	12	326	326	53	53	256	256	167	167	39	39	287	287		4,6	ISC MT Catalogue
3625277540	36,5	27,5	36	28			10	66	341	37	43	69	256	302								8,5	Sorensen et al., 2012
3625277540	36,5	27,5	36	28			10	66	349	113	55	89	56	116								8,5	Sorensen et al., 2012
3625277540	36,5	27,5	36	28																		7,6	Compiled Historical Catalogue
3625277540	36,5	27,5	36	28																			Compiled Historical Catalogue
3625277540	36,5	27,5	36	28																		6,6	Koravos et al., 2003
3625277540	36,5	27,5	36	28																		6,8	Papaioannou and Papazachos, 2000
3625282540	36,5	28	36	28,5			10	66	12	66	39	81	148	210								8,5	Sorensen et al., 2012
3625282540	36,5	28	28,5	36			29	29	38	38	55	55	170	170	134	134	82	82	35	35		5,1	EMMA
3625282540	36,5	28	36	28,5			29	29	38	38	55	55	170	170								5,1	Kiratzi et al., 2003
3625282540	36,5	28	36	28,5			36	36	53	53	83	83	14	14								7,1	Ebeling et al., 2012
3625282540	36,5	28	36	28,5					86	86	62	62	54	54									Papazachos, 1996
3625282540	36,5	28	36	28,5			13	13	105	105	88	88	60	60								5,5	Kalafat MT Catalogue
3625282540	36,5	28	28,5	36			19	19	130	130	49	49	97	97	300	300	40	40	82	82		3,6	EMMA
3625282540	36,5	28	36	28,5			19	19	130	130	49	49	97	97								3,6	Hatzfeld et al., 1993
3625282540	36,5	28	36	28,5					184	184	47	47	262	262									Moratto et al., 2007
3625282540	36,5	28	36	28,5			27	27	204	204	62	62	235	235								5,4	Kalafat MT Catalogue
3625282540	36,5	28	36	28,5			10	66	248	122	36	80	333	327								8,5	Sorensen et al., 2012
3625282540	36,5	28	36	28,5			10	66	253	177	51	79	70	104								8,5	Sorensen et al., 2012
3625282540	36,5	28	36	28,5					294	294	27	27	99	99									Moratto et al., 2007
3625282540	36,5	28	36	28,5			33	33	315	315	41	41	267	267								4,7	INGV RCMT Catalogue
3625282540	36,5	28	36	28,5			36	36	328	328	73	73	71	71								7,3	Ebeling et al., 2012
3625282540	36,5	28	36	28,5			10	66	341	37	43	69	256	302								8,5	Sorensen et al., 2012
3625282540	36,5	28	36	28,5			10	66	349	113	55	89	56	116								8,5	Sorensen et al., 2012

Table B.1. Compiled moment tensor database for each analysis bin in 0-40 km depth.

3625282540	36,5	28	36	28,5																	7,6	Compiled Historical Catalogue
3625282540	36,5	28	36	28,5																	7,2	Compiled Historical Catalogue
3625282540	36,5	28	36	28,5																		Compiled Historical Catalogue
3625282540	36,5	28	36	28,5																	7,1	Compiled Historical Catalogue
3625282540	36,5	28	36	28,5																	7,3	Koravos et al., 2003
3625282540	36,5	28	36	28,5																	7,8	Papaioannou and Papazachos, 2000
3625282540	36,5	28	36	28,5																	7	Papaioannou and Papazachos, 2000
3625282540	36,5	28	36	28,5									90	90								Papazachos et al., 1999
3625287540	36,5	28,5	36	29			10	66	12	66	39	81	148	210							8,5	Sorensen et al., 2012
3625287540	36,5	28,5	29	36			0	0	51	51	89	89	25	25	320	320	65	65	179	179	6,7	EMMA
3625287540	36,5	28,5	29	36			0	0	51	51	89	89	25	25	320	320	65	65	179	179	6,7	EMMA
3625287540	36,5	28,5	36	29			36	36	53	53	83	83	14	14							7,1	Ebeling et al., 2012
3625287540	36,5	28,5	29	36			1	1	58	58	85	85	19	19	326	326	71	71	175	175	7,2	EMMA
3625287540	36,5	28,5	29	36			0	0	58	58	85	85	199	199	325	325	71	71	355	355	6,9	EMMA
3625287540	36,5	28,5	36	29			1	1	58	58	85	85	19	19							7,2	Kiratzi et al., 2003
3625287540	36,5	28,5	29	36			1	1	83	83	63	63	28	28	339	339	65	65	150	150	6,8	EMMA
3625287540	36,5	28,5	36	29					86	86	62	62	54	54								Papazachos, 1996
3625287540	36,5	28,5	36	29			0	0	114	114	29	29	28	28							6,9	Canitez and Ucer, 1967
3625287540	36,5	28,5	29	36			0	0	114	114	29	29	28	28	359	359	77	77	116	116	6,8	EMMA
3625287540	36,5	28,5	36	29			0	0	193	193	24	24	3	3							6,2	Canitez and Ucer, 1967
3625287540	36,5	28,5	29	36			0	0	193	193	24	24	3	3	101	101	89	89	114	114	6,1	EMMA
3625287540	36,5	28,5	36	29					230	230	80	80	319	319								Mitsakaki et al., 2013
3625287540	36,5	28,5	36	29			0	0	233	233	14	14	126	126							6,9	Canitez and Ucer, 1967
3625287540	36,5	28,5	29	36			0	0	233	233	14	14	126	126	17	17	78	78	81	81	6,8	EMMA
3625287540	36,5	28,5	36	29			10	66	248	122	36	80	333	327							8,5	Sorensen et al., 2012
3625287540	36,5	28,5	36	29			10	66	253	177	51	79	70	104							8,5	Sorensen et al., 2012
3625287540	36,5	28,5	36	29					294	294	27	27	99	99								Moratto et al., 2007
3625287540	36,5	28,5	36	29			0	0	304	304	58	58	185	185							7,2	Papadopoulos et al., 1986
3625287540	36,5	28,5	29	36			0	0	304	304	58	58	185	185	211	211	86	86	328	328	7,1	EMMA
3625287540	36,5	28,5	36	29			36	36	328	328	73	73	71	71							7,3	Ebeling et al., 2012
3625287540	36,5	28,5	29	36			0	0	333	333	74	74	179	179	63	63	89	89	16	16	6,7	EMMA
3625287540	36,5	28,5	36	29			10	66	341	37	43	69	256	302							8,5	Sorensen et al., 2012
3625287540	36,5	28,5	36	29			10	66	349	113	55	89	56	116							8,5	Sorensen et al., 2012
3625287540	36,5	28,5	36	29																	7,1	Compiled Historical Catalogue
3625287540	36,5	28,5	36	29																	7,2	Compiled Historical Catalogue
3625287540	36,5	28,5	36	29																	7,3	Koravos et al., 2003
3625287540	36,5	28,5	36	29																	7,8	Papaioannou and Papazachos, 2000
3625287540	36,5	28,5	36	29									90	90								Papazachos et al., 1999
3625292540	36,5	29	36	29,5			10	66	12	66	39	81	148	210							8,5	Sorensen et al., 2012
3625292540	36,5	29	36	29,5			36	36	53	53	83	83	14	14							7,1	Ebeling et al., 2012
3625292540	36,5	29	29,5	36			22	22	94	94	75	75	104	104	230	230	20	20	48	48	5,6	EMMA
3625292540	36,5	29	36	29,5			17	25	94	94	75	75	104	104	230	230	20	20	48	48		Kiratzi and Louvari, 2003
3625292540	36,5	29	36	29,5			22	22	94	94	75	75	104	104							5,6	Kiratzi et al., 2003
3625292540	36,5	29	29,5	36			33	33	100	100	74	74	82	82	306	306	17	17	115	115	5,9	EMMA
3625292540	36,5	29	36	29,5			7	7	100	100	74	74	82	82							6,2	Benetatos et al., 2004
3625292540	36,5	29	29,5	36			10	10	100	100	74	74	82	82	307	307	18	18	116	116	6,3	EMMA
3625292540	36,5	29	29,5	36			0	0	223	223	76	76	200	200	128	128	71	71	345	345	6,7	EMMA
3625292540	36,5	29	36	29,5			10	66	248	122	36	80	333	327							8,5	Sorensen et al., 2012
3625292540	36,5	29	36	29,5			10	66	253	177	51	79	70	104							8,5	Sorensen et al., 2012
3625292540	36,5	29	29,5	36			10	10	283	283	26	26	94	94	99	99	64	64	88	88	6,1	EMMA
3625292540	36,5	29	29,5	36			0	0	283	283	26	26	94	94	99	99	64	64	88	88	6,1	EMMA
3625292540	36,5	29	29,5	36			0	0	305	305	18	18	114	114	100	100	74	74	83	83	6,1	EMMA
3625292540	36,5	29	29,5	36			33	33	306	306	18	18	115	115	100	100	74	74	82	82	5,2	EMMA
3625292540	36,5	29	36	29,5			22	22	306	306	18	18	115	115							5,9	Kalafat MT Catalogue
3625292540	36,5	29	36	29,5			36	36	328	328	73	73	71	71							7,3	Ebeling et al., 2012
3625292540	36,5	29	29,5	36			0	0	335	335	73	73	162	162	70	70	73	73	17	17	6,7	EMMA
3625292540	36,5	29	29,5	36			0	0	338	338	57	57	75	75	185	185	36	36	112	112	6,2	EMMA
3625292540	36,5	29	36	29,5			10	66	341	37	43	69	256	302							8,5	Sorensen et al., 2012
3625292540	36,5	29	29,5	36			33	33	342	342	77	77	209	209	245	245	62	62	345	345	5,9	EMMA
3625292540	36,5	29	36	29,5			10	66	349	113	55	89	56	116							8,5	Sorensen et al., 2012
3625292540	36,5	29	36	29,5																	7,2	Koravos et al., 2003
3625292540	36,5	29	36	29,5																	7,8	Papaioannou and Papazachos, 2000
3625292540	36,5	29	36	29,5									90	90								Papazachos et al., 1999
3625297540	36,5	29,5	36	30		8	2	2	43	43	51	51	238	238								Basili et al., 2013
3625297540	36,5	29,5	36	30		8	6	6	43	43	51	51	238	238								Basili et al., 2013
3625297540	36,5	29,5	36	30		8	2	2	46	46	51	51	238	238								Basili et al., 2013
3625297540	36,5	29,5	36	30		8	6	6	46	46	51	51	238	238								Basili et al., 2013
3625297540	36,5	29,5	36	30		8	2	2	49	49	50	50	238	238								Basili et al., 2013
3625297540	36,5	29,5	36	30		8	6	6	49	49	50	50	238	238								Basili et al., 2013
3625297540	36,5	29,5	36	30		8	2	2	50	50	50	50	238	238								Basili et al., 2013
3625297540	36,5	29,5	36	30		8	6	6	50	50	50	50	238	238								Basili et al., 2013
3625297540	36,5	29,5	36	30		8	2	2	55	55	50	50	238	238								Basili et al., 2013
3625297540	36,5	29,5	36	30		8	6	6	55	55	50	50	238	238								Basili et al., 2013
3625297540	36,5	29,5	36	30		8	2	2	67	67	50	50	238	238								Basili et al., 2013
3625297540	36,5	29,5	36	30		8	2	2	67	67	50	50	238	238								Basili et al., 2013
3625297540	36,5	29,5	36	30		8	6	6	67	67	50	50	238	238								Basili et al., 2013
3625297540	36,5	29,5	36	30		8	6	6	67	67	50	50	238	238								Basili et al., 2013
3625297540	36,5	29,5	36	30		8	2	2	73	73	51	51	238	238								Basili et al., 2013
3625297540	36,5	29,5	36	30		8	2	2	73	73	51	51	238	238								Basili et al., 2013
3625297540	36,5	29,5	36	30		8	6	6	73	73	51	51	238	238								Basili et al., 2013
3625297540	36,5	29,5	36	30		8	6	6	73	73	51	51	238	238								Basili et al., 2013
3625297540	36,5	29,5	36	30		14	12	12	206	206	51	51	239	239								Basili et al., 2013
3625297540	36,5	29,5	36	30		14	9	9	206	206	51	51	239	239								Basili et al., 2013
3625297540	36,5	29,5	36	30		14	5	5	206	206	51	51	239	239								Basili et al., 2013
3625297540	36,5	29,5	36	30		14	2	2	206	206	51	51	239	239								Basili et al., 2013
3625297540	36,5	29,5	36	30		14	12	12	208	208	51	51	239	239								Basili et al., 2013
3625297540	36,5	29,5	36	30		14	9	9	208	208	51	51	239	239								Basili et al., 2013
3625297540	36,5	29,5	36	30		14	5	5	208	208	51	51	239	239								Basili et al., 2013
3625297540	36,5	29,5	36	30		14	2	2	208	208	51	51	239	239								Basili et al., 2013
3625297540	36,5	29,5	36	30			28,5	28,5	211	211	54	54	9	9	116	116	83	83	144	144	5,7	ISC MT Catalogue
3625297540	36,5	29,5	36	30		14	12	12	219	219	50	50	239	239								Basili et al., 2013
3625297540	36,5	29,5	36	30		14	9	9	219	219	50	50	239	239								Basili et al., 2013
3625297540	36,5	29,5	36	30		14	5	5	219	219	50	50	239	239								Basili et al., 2013
3625297540	36,5	29,5	36	30		14	2	2	219	219	50	50	239	239								Basili et al., 2013

Table B.1. Compiled moment tensor database for each analysis bin in 0-40 km depth.

3625297540	36,5	29,5	36	30		14	12	12	220	220	50	50	239	239									Basili et al., 2013
3625297540	36,5	29,5	36	30		14	9	9	220	220	50	50	239	239									Basili et al., 2013
3625297540	36,5	29,5	36	30		14	5	5	220	220	50	50	239	239									Basili et al., 2013
3625297540	36,5	29,5	36	30		14	2	2	220	220	50	50	239	239									Basili et al., 2013
3625297540	36,5	29,5	36	30		14	12	12	226	226	50	50	239	239									Basili et al., 2013
3625297540	36,5	29,5	36	30		14	9	9	226	226	50	50	239	239									Basili et al., 2013
3625297540	36,5	29,5	36	30		14	5	5	226	226	50	50	239	239									Basili et al., 2013
3625297540	36,5	29,5	36	30		14	2	2	226	226	50	50	239	239									Basili et al., 2013
3625297540	36,5	29,5	36	30		14	12	12	229	229	50	50	239	239									Basili et al., 2013
3625297540	36,5	29,5	36	30		14	9	9	229	229	50	50	239	239									Basili et al., 2013
3625297540	36,5	29,5	36	30		14	5	5	229	229	50	50	239	239									Basili et al., 2013
3625297540	36,5	29,5	36	30		14	2	2	229	229	50	50	239	239									Basili et al., 2013
3625297540	36,5	29,5	36	30		14	12	12	243	243	52	52	239	239									Basili et al., 2013
3625297540	36,5	29,5	36	30		14	12	12	243	243	52	52	239	239									Basili et al., 2013
3625297540	36,5	29,5	36	30		14	9	9	243	243	52	52	239	239									Basili et al., 2013
3625297540	36,5	29,5	36	30		14	9	9	243	243	52	52	239	239									Basili et al., 2013
3625297540	36,5	29,5	36	30		14	5	5	243	243	52	52	239	239									Basili et al., 2013
3625297540	36,5	29,5	36	30		14	5	5	243	243	52	52	239	239									Basili et al., 2013
3625297540	36,5	29,5	36	30		14	2	2	243	243	52	52	239	239									Basili et al., 2013
3625297540	36,5	29,5	36	30		14	2	2	243	243	52	52	239	239									Basili et al., 2013
3625297540	36,5	29,5	36	30																		7,2	Koravos et al., 2003
3625302540	36,5	30	36	30,5		15	2	2	38	38	50	50	270	270									Basili et al., 2013
3625302540	36,5	30	36	30,5		15	2	2	38	38	50	50	270	270									Basili et al., 2013
3625302540	36,5	30	36	30,5		15	6	6	38	38	50	50	270	270									Basili et al., 2013
3625302540	36,5	30	36	30,5																		7,2	Koravos et al., 2003
3625307540	36,5	30,5	36	31		15	2	2	26	26	50	50	270	270									Basili et al., 2013
3625307540	36,5	30,5	36	31		15	2	2	26	26	50	50	270	270									Basili et al., 2013
3625307540	36,5	30,5	36	31		15	6	6	26	26	50	50	270	270									Basili et al., 2013
3625307540	36,5	30,5	36	31		15	2	2	26	26	50	50	270	270									Basili et al., 2013
3625307540	36,5	30,5	36	31		15	9	9	26	26	50	50	270	270									Basili et al., 2013
3625307540	36,5	30,5	36	31		15	6	6	26	26	50	50	270	270									Basili et al., 2013
3625307540	36,5	30,5	36	31		15	9	9	26	26	50	50	270	270									Basili et al., 2013
3625307540	36,5	30,5	36	31		15	6	6	26	26	50	50	270	270									Basili et al., 2013
3625307540	36,5	30,5	36	31		15	13	13	26	26	50	50	270	270									Basili et al., 2013
3625307540	36,5	30,5	36	31		15	9	9	26	26	50	50	270	270									Basili et al., 2013
3625307540	36,5	30,5	36	31		15	13	13	26	26	50	50	270	270									Basili et al., 2013
3625307540	36,5	30,5	36	31		15	9	9	26	26	50	50	270	270									Basili et al., 2013
3625307540	36,5	30,5	36	31		15	13	13	26	26	50	50	270	270									Basili et al., 2013
3625307540	36,5	30,5	36	31		15	13	13	26	26	50	50	270	270									Basili et al., 2013
3625307540	36,5	30,5	36	31		15	2	2	38	38	50	50	270	270									Basili et al., 2013
3625307540	36,5	30,5	36	31		15	2	2	38	38	50	50	270	270									Basili et al., 2013
3625307540	36,5	30,5	36	31		15	6	6	38	38	50	50	270	270									Basili et al., 2013
3625307540	36,5	30,5	36	31		15	6	6	38	38	50	50	270	270									Basili et al., 2013
3625307540	36,5	30,5	36	31		15	9	9	38	38	50	50	270	270									Basili et al., 2013
3625307540	36,5	30,5	36	31		15	6	6	38	38	50	50	270	270									Basili et al., 2013
3625307540	36,5	30,5	36	31		15	9	9	38	38	50	50	270	270									Basili et al., 2013
3625307540	36,5	30,5	36	31		15	13	13	38	38	50	50	270	270									Basili et al., 2013
3625307540	36,5	30,5	36	31		15	9	9	38	38	50	50	270	270									Basili et al., 2013
3625307540	36,5	30,5	36	31		15	13	13	38	38	50	50	270	270									Basili et al., 2013
3625307540	36,5	30,5	36	31		15	9	9	38	38	50	50	270	270									Basili et al., 2013
3625307540	36,5	30,5	36	31		15	13	13	38	38	50	50	270	270									Basili et al., 2013
3625307540	36,5	30,5	31	36			25	25	109	109	80	80	70	70	353	353	22	22	152	152		5,4	EMMA
3625307540	36,5	30,5	36	31																		7,2	Koravos et al., 2003
3625317540	36,5	31,5	36	32		29	3	3	318	318	40	40	100	100									Basili et al., 2013
3625317540	36,5	31,5	36	32		29	3	3	318	318	40	40	100	100									Basili et al., 2013
3625317540	36,5	31,5	36	32		29	3	3	318	318	40	40	100	100									Basili et al., 2013
3625317540	36,5	31,5	36	32		29	6	6	318	318	40	40	100	100									Basili et al., 2013
3625317540	36,5	31,5	36	32		29	3	3	318	318	40	40	100	100									Basili et al., 2013
3625317540	36,5	31,5	36	32		29	6	6	318	318	40	40	100	100									Basili et al., 2013
3625317540	36,5	31,5	36	32		29	3	3	318	318	40	40	100	100									Basili et al., 2013
3625317540	36,5	31,5	36	32		29	6	6	318	318	40	40	100	100									Basili et al., 2013
3625317540	36,5	31,5	36	32		29	9	9	318	318	40	40	100	100									Basili et al., 2013
3625317540	36,5	31,5	36	32		29	6	6	318	318	40	40	100	100									Basili et al., 2013
3625317540	36,5	31,5	36	32		29	9	9	318	318	40	40	100	100									Basili et al., 2013
3625317540	36,5	31,5	36	32		29	9	9	318	318	40	40	100	100									Basili et al., 2013
3625317540	36,5	31,5	36	32		29	12	12	318	318	40	40	100	100									Basili et al., 2013
3625317540	36,5	31,5	36	32		29	3	3	318	318	40	40	100	100									Basili et al., 2013
3625317540	36,5	31,5	36	32		29	12	12	318	318	40	40	100	100									Basili et al., 2013
3625317540	36,5	31,5	36	32		29	6	6	318	318	40	40	100	100									Basili et al., 2013
3625317540	36,5	31,5	36	32		29	16	16	318	318	40	40	100	100									Basili et al., 2013
3625317540	36,5	31,5	36	32		29	6	6	318	318	40	40	100	100									Basili et al., 2013
3625317540	36,5	31,5	36	32		29	9	9	318	318	40	40	100	100									Basili et al., 2013
3625317540	36,5	31,5	36	32		29	9	9	318	318	40	40	100	100									Basili et al., 2013
3625317540	36,5	31,5	36	32		29	12	12	318	318	40	40	100	100									Basili et al., 2013
3625317540	36,5	31,5	36	32		29	12	12	318	318	40	40	100	100									Basili et al., 2013
3625317540	36,5	31,5	36	32		29	16	16	318	318	40	40	100	100									Basili et al., 2013
3625317540	36,5	31,5	36	32		29	16	16	318	318	40	40	100	100									Basili et al., 2013
3625317540	36,5	31,5	36	32		29	19	19	318	318	40	40	100	100									Basili et al., 2013
3625317540	36,5	31,5	36	32		29	19	19	318	318	40	40	100	100									Basili et al., 2013
3625317540	36,5	31,5	36	32		29	3	3	318	318	40	40	100	100									Basili et al., 2013
3625317540	36,5	31,5	36	32		29	22	22	318	318	40	40	100	100									Basili et al., 2013
3625317540	36,5	31,5	36	32		29	3	3	318	318	40	40	100	100									Basili et al., 2013
3625317540	36,5	31,5	36	32		29	6	6	318	318	40	40	100	100									Basili et al., 2013
3625317540	36,5	31,5	36	32		29	6	6	318	318	40	40	100	100									Basili et al., 2013
3625317540	36,5	31,5	36	32		29	9	9	318	318	40	40	100	100									Basili et al., 2013
3625317540	36,5	31,5	36	32		29	9	9	318	318	40	40	100	100									Basili et al., 2013
3625317540	36,5	31,5	36	32		29	12	12	318	318	40	40	100	100									Basili et al., 2013
3625317540	36,5	31,5	36	32		29	12	12	318	318	40	40	100	100									Basili et al., 2013
3625317540	36,5	31,5	36	32		29	16	16	318	318	40	40	100	100									Basili et al., 2013
3625317540	36,5	31,5	36	32		29	19	19	318	318	40	40	100	100									Basili et al., 2013
3625317540	36,5	31,5	36	32		29	3	3	318	318	40	40	100	100									Basili et al., 2013

Table B.1. Compiled moment tensor database for each analysis bin in 0-40 km depth.

3625317540	36,5	31,5	36	32		29	6	6	318	318	40	40	100	100								Basili et al., 2013
3625322540	36,5	32	36	32,5		29	3	3	317	317	40	40	100	100								Basili et al., 2013
3625322540	36,5	32	36	32,5		29	6	6	317	317	40	40	100	100								Basili et al., 2013
3625322540	36,5	32	36	32,5		29	9	9	317	317	40	40	100	100								Basili et al., 2013
3625322540	36,5	32	36	32,5		29	3	3	317	317	40	40	100	100								Basili et al., 2013
3625322540	36,5	32	36	32,5		29	6	6	317	317	40	40	100	100								Basili et al., 2013
3625322540	36,5	32	36	32,5		29	3	3	318	318	40	40	100	100								Basili et al., 2013
3625322540	36,5	32	36	32,5		29	9	9	318	318	40	40	100	100								Basili et al., 2013
3625322540	36,5	32	36	32,5		29	6	6	318	318	40	40	100	100								Basili et al., 2013
3625322540	36,5	32	36	32,5		29	12	12	318	318	40	40	100	100								Basili et al., 2013
3625322540	36,5	32	36	32,5		29	3	3	318	318	40	40	100	100								Basili et al., 2013
3625322540	36,5	32	36	32,5		29	16	16	318	318	40	40	100	100								Basili et al., 2013
3625322540	36,5	32	36	32,5		29	9	9	318	318	40	40	100	100								Basili et al., 2013
3625322540	36,5	32	36	32,5		29	6	6	318	318	40	40	100	100								Basili et al., 2013
3625322540	36,5	32	36	32,5		29	12	12	318	318	40	40	100	100								Basili et al., 2013
3625322540	36,5	32	36	32,5		29	9	9	318	318	40	40	100	100								Basili et al., 2013
3625322540	36,5	32	36	32,5		29	16	16	318	318	40	40	100	100								Basili et al., 2013
3625322540	36,5	32	36	32,5		29	12	12	318	318	40	40	100	100								Basili et al., 2013
3625322540	36,5	32	36	32,5		29	6	6	318	318	40	40	100	100								Basili et al., 2013
3625322540	36,5	32	36	32,5		29	19	19	318	318	40	40	100	100								Basili et al., 2013
3625322540	36,5	32	36	32,5		29	9	9	318	318	40	40	100	100								Basili et al., 2013
3625322540	36,5	32	36	32,5		29	16	16	318	318	40	40	100	100								Basili et al., 2013
3625322540	36,5	32	36	32,5		29	22	22	318	318	40	40	100	100								Basili et al., 2013
3625322540	36,5	32	36	32,5		29	19	19	318	318	40	40	100	100								Basili et al., 2013
3625322540	36,5	32	36	32,5		29	12	12	318	318	40	40	100	100								Basili et al., 2013
3625322540	36,5	32	36	32,5		29	6	6	318	318	40	40	100	100								Basili et al., 2013
3625322540	36,5	32	36	32,5		29	9	9	318	318	40	40	100	100								Basili et al., 2013
3625322540	36,5	32	36	32,5		29	22	22	318	318	40	40	100	100								Basili et al., 2013
3625322540	36,5	32	36	32,5		29	16	16	318	318	40	40	100	100								Basili et al., 2013
3625322540	36,5	32	36	32,5		29	12	12	318	318	40	40	100	100								Basili et al., 2013
3625322540	36,5	32	36	32,5		29	19	19	318	318	40	40	100	100								Basili et al., 2013
3625322540	36,5	32	36	32,5		29	16	16	318	318	40	40	100	100								Basili et al., 2013
3625322540	36,5	32	36	32,5		29	22	22	318	318	40	40	100	100								Basili et al., 2013
3625322540	36,5	32	36	32,5		29	9	9	318	318	40	40	100	100								Basili et al., 2013
3625322540	36,5	32	36	32,5		29	12	12	318	318	40	40	100	100								Basili et al., 2013
3625322540	36,5	32	36	32,5		29	25	25	318	318	40	40	100	100								Basili et al., 2013
3625322540	36,5	32	36	32,5		29	19	19	318	318	40	40	100	100								Basili et al., 2013
3625322540	36,5	32	36	32,5		29	16	16	318	318	40	40	100	100								Basili et al., 2013
3625322540	36,5	32	36	32,5		29	9	9	318	318	40	40	100	100								Basili et al., 2013
3625322540	36,5	32	36	32,5		29	22	22	318	318	40	40	100	100								Basili et al., 2013
3625322540	36,5	32	36	32,5		29	25	25	318	318	40	40	100	100								Basili et al., 2013
3625322540	36,5	32	36	32,5		29	19	19	318	318	40	40	100	100								Basili et al., 2013
3625322540	36,5	32	36	32,5		29	12	12	318	318	40	40	100	100								Basili et al., 2013
3625322540	36,5	32	36	32,5		29	16	16	318	318	40	40	100	100								Basili et al., 2013
3625322540	36,5	32	36	32,5		29	22	22	318	318	40	40	100	100								Basili et al., 2013
3625322540	36,5	32	36	32,5		29	19	19	318	318	40	40	100	100								Basili et al., 2013
3625322540	36,5	32	36	32,5		29	12	12	318	318	40	40	100	100								Basili et al., 2013
3625322540	36,5	32	36	32,5		29	25	25	318	318	40	40	100	100								Basili et al., 2013
3625322540	36,5	32	36	32,5		29	22	22	318	318	40	40	100	100								Basili et al., 2013
3625322540	36,5	32	36	32,5		29	28	28	318	318	40	40	100	100								Basili et al., 2013
3625322540	36,5	32	36	32,5		29	16	16	318	318	40	40	100	100								Basili et al., 2013
3625322540	36,5	32	36	32,5		29	19	19	318	318	40	40	100	100								Basili et al., 2013
3625322540	36,5	32	36	32,5		29	12	12	318	318	40	40	100	100								Basili et al., 2013
3625322540	36,5	32	36	32,5		29	25	25	318	318	40	40	100	100								Basili et al., 2013
3625322540	36,5	32	36	32,5		29	22	22	318	318	40	40	100	100								Basili et al., 2013
3625322540	36,5	32	36	32,5		29	16	16	318	318	40	40	100	100								Basili et al., 2013
3625322540	36,5	32	36	32,5		29	28	28	318	318	40	40	100	100								Basili et al., 2013
3625322540	36,5	32	36	32,5		29	25	25	318	318	40	40	100	100								Basili et al., 2013
3625322540	36,5	32	36	32,5		29	19	19	318	318	40	40	100	100								Basili et al., 2013
3625322540	36,5	32	36	32,5		29	16	16	318	318	40	40	100	100								Basili et al., 2013
3625322540	36,5	32	36	32,5		29	22	22

Table B.1. Compiled moment tensor database for each analysis bin in 0-40 km depth.

3625327540	36,5	32,5	36	33		29	25	25	318	318	40	40	100	100									Basili et al., 2013
3625327540	36,5	32,5	36	33		29	28	28	318	318	40	40	100	100									Basili et al., 2013
3625327540	36,5	32,5	36	33		29	28	28	318	318	40	40	100	100									Basili et al., 2013
3625327540	36,5	32,5	36	33		29	28	28	318	318	40	40	100	100									Basili et al., 2013
3625347540	36,5	34,5	36	35		23	23	23	213	213	60	60	35	35								6,2	Basili et al., 2013
3625347540	36,5	34,5	36	35		23	23	23	213	213	60	60	35	35								6,2	Basili et al., 2013
3625347540	36,5	34,5	36	35		23	18	18	213	213	60	60	35	35								6,2	Basili et al., 2013
3625347540	36,5	34,5	36	35		23	18	18	213	213	60	60	35	35								6,2	Basili et al., 2013
3625347540	36,5	34,5	36	35		23	14	14	213	213	60	60	35	35								6,2	Basili et al., 2013
3625347540	36,5	34,5	36	35		23	9	9	213	213	60	60	35	35								6,2	Basili et al., 2013
3625347540	36,5	34,5	36	35		23	4	4	213	213	60	60	35	35								6,2	Basili et al., 2013
3625347540	36,5	34,5	36	35		23	23	23	215	215	60	60	35	35								6,2	Basili et al., 2013
3625347540	36,5	34,5	36	35		23	18	18	215	215	60	60	35	35								6,2	Basili et al., 2013
3625347540	36,5	34,5	36	35		23	14	14	215	215	60	60	35	35								6,2	Basili et al., 2013
3625347540	36,5	34,5	36	35		23	9	9	215	215	60	60	35	35								6,2	Basili et al., 2013
3625347540	36,5	34,5	36	35		23	23	23	216	216	60	60	35	35								6,2	Basili et al., 2013
3625347540	36,5	34,5	36	35		23	23	23	216	216	60	60	35	35								6,2	Basili et al., 2013
3625347540	36,5	34,5	36	35		23	18	18	216	216	60	60	35	35								6,2	Basili et al., 2013
3625347540	36,5	34,5	36	35		23	14	14	216	216	60	60	35	35								6,2	Basili et al., 2013
3625352540	36,5	35	36	35,5			6	6	65	65	45	45	350	350								4,4	Ergin et al., 2004
3625352540	36,5	35	36	35,5		23	23	23	212	212	60	60	35	35								6,2	Basili et al., 2013
3625352540	36,5	35	36	35,5		23	23	23	212	212	60	60	35	35								6,2	Basili et al., 2013
3625352540	36,5	35	36	35,5		23	18	18	212	212	60	60	35	35								6,2	Basili et al., 2013
3625352540	36,5	35	36	35,5		23	23	23	212	212	60	60	35	35								6,2	Basili et al., 2013
3625352540	36,5	35	36	35,5		23	18	18	212	212	60	60	35	35								6,2	Basili et al., 2013
3625352540	36,5	35	36	35,5		23	14	14	212	212	60	60	35	35								6,2	Basili et al., 2013
3625352540	36,5	35	36	35,5		23	23	23	212	212	60	60	35	35								6,2	Basili et al., 2013
3625352540	36,5	35	36	35,5		23	18	18	212	212	60	60	35	35								6,2	Basili et al., 2013
3625352540	36,5	35	36	35,5		23	14	14	212	212	60	60	35	35								6,2	Basili et al., 2013
3625352540	36,5	35	36	35,5		23	9	9	212	212	60	60	35	35								6,2	Basili et al., 2013
3625352540	36,5	35	36	35,5		23	18	18	212	212	60	60	35	35								6,2	Basili et al., 2013
3625352540	36,5	35	36	35,5		23	14	14	212	212	60	60	35	35								6,2	Basili et al., 2013
3625352540	36,5	35	36	35,5		23	9	9	213	213	60	60	35	35								6,2	Basili et al., 2013
3625352540	36,5	35	36	35,5		23	4	4	213	213	60	60	35	35								6,2	Basili et al., 2013
3625352540	36,5	35	36	35,5		23	14	14	213	213	60	60	35	35								6,2	Basili et al., 2013
3625352540	36,5	35	36	35,5		23	9	9	213	213	60	60	35	35								6,2	Basili et al., 2013
3625352540	36,5	35	36	35,5		23	4	4	213	213	60	60	35	35								6,2	Basili et al., 2013
3625352540	36,5	35	36	35,5		23	9	9	213	213	60	60	35	35								6,2	Basili et al., 2013
3625352540	36,5	35	36	35,5		23	4	4	213	213	60	60	35	35								6,2	Basili et al., 2013
3625352540	36,5	35	36	35,5		23	4	4	213	213	60	60	35	35								6,2	Basili et al., 2013
3625352540	36,5	35	36	35,5		23	23	23	215	215	60	60	35	35								6,2	Basili et al., 2013
3625352540	36,5	35	36	35,5		23	18	18	215	215	60	60	35	35								6,2	Basili et al., 2013
3625352540	36,5	35	36	35,5		23	14	14	215	215	60	60	35	35								6,2	Basili et al., 2013
3625352540	36,5	35	36	35,5		23	9	9	215	215	60	60	35	35								6,2	Basili et al., 2013
3625352540	36,5	35	36	35,5		23	4	4	215	215	60	60	35	35								6,2	Basili et al., 2013
3625352540	36,5	35	36	35,5		23	23	23	215	215	60	60	35	35								6,2	Basili et al., 2013
3625352540	36,5	35	36	35,5		23	18	18	215	215	60	60	35	35								6,2	Basili et al., 2013
3625352540	36,5	35	36	35,5		23	14	14	215	215	60	60	35	35								6,2	Basili et al., 2013
3625352540	36,5	35	36	35,5		23	9	9	215	215	60	60	35	35								6,2	Basili et al., 2013
3625352540	36,5	35	36	35,5		23	4	4	215	215	60	60	35	35								6,2	Basili et al., 2013
3625352540	36,5	35	36	35,5		23	23	23	216	216	60	60	35	35								6,2	Basili et al., 2013
3625352540	36,5	35	36	35,5		23	18	18	216	216	60	60	35	35								6,2	Basili et al., 2013
3625352540	36,5	35	36	35,5		23	18	18	216	216	60	60	35	35								6,2	Basili et al., 2013
3625352540	36,5	35	36	35,5		23	14	14	216	216	60	60	35	35								6,2	Basili et al., 2013
3625352540	36,5	35	36	35,5		23	14	14	216	216	60	60	35	35								6,2	Basili et al., 2013
3625352540	36,5	35	36	35,5		23	9	9	216	216	60	60	35	35								6,2	Basili et al., 2013
3625352540	36,5	35	36	35,5		23	9	9	216	216	60	60	35	35								6,2	Basili et al., 2013
3625352540	36,5	35	36	35,5		23	4	4	216	216	60	60	35	35								6,2	Basili et al., 2013
3625352540	36,5	35	36	35,5		23	9	9	216	216	60	60	35	35								6,2	Basili et al., 2013
3625352540	36,5	35	36	35,5		23	4	4	216	216	60	60	35	35								6,2	Basili et al., 2013
3625352540	36,5	35	36	35,5		23	4	4	216	216	60	60	35	35								6,2	Basili et al., 2013
3625352540	36,5	35	36	35,5		23	23	23	217	217	60	60	35	35								6,2	Basili et al., 2013
3625352540	36,5	35	36	35,5		23	18	18	217	217	60	60	35	35								6,2	Basili et al., 2013
3625352540	36,5	35	36	35,5		23	18	18	217	217	60	60	35	35								6,2	Basili et al., 2013
3625352540	36,5	35	36	35,5		23	14	14	217	217	60	60	35	35								6,2	Basili et al., 2013
3625352540	36,5	35	36	35,5		23	9	9	217	217	60	60	35	35								6,2	Basili et al., 2013
3625352540	36,5	35	36	35,5		23	14	14	217	217	60	60	35	35								6,2	Basili et al., 2013
3625352540	36,5	35	36	35,5		23	9	9	217	217	60	60	35	35								6,2	Basili et al., 2013
3625352540	36,5	35	36	35,5		23	4	4	217	217	60	60	35	35								6,2	Basili et al., 2013
3625352540	36,5	35	36	35,5		23	9	9	217	217	60	60	35	35								6,2	Basili et al., 2013
3625352540	36,5	35	36	35,5		23	4	4	217	217	60	60	35	35								6,2	Basili et al., 2013
3625352540	36,5	35	36	35,5		23	4	4	217	217	60	60	35	35								6,2	Basili et al., 2013
3625357540	36,5	35,5	36	36			0	0	15	15	30	30	300	300								5,4	Salamon et al., 2003
3625357540	36,5	35,5	36	36			0	0	76	76	82	82	40	40								4,7	Salamon et al., 2003
3625357540	36,5	35,5	36	36		18	17	17	210	210	41	41	310	310									Basili et al., 2013
3625357540	36,5	35,5	36	36		18	17	17	220	220	40	40	310	310									Basili et al., 2013
3625357540	36,5	35,5	36	36		18	14	14	220	220	40	40	310	310									Basili et al., 2013
3625357540	36,5	35,5	36	36		18	17	17	221	221	40	40	310	310									Basili et al., 2013
3625357540	36,5	35,5	36	36		18	14	14	221	221	40	40	310	310									Basili et al., 2013
3625357540	36,5	35,5	36	36		18	11	11	221	221	40	40	310	310									Basili et al., 2013
3625357540	36,5	35,5	36	36		18	8	8	221	221	40	40	310	310									Basili et al., 2013
3625357540	36,5	35,5	36	36		18	17	17	221	221	40	40	310	310									Basili et al., 2013
3625357540	36,5	35,5	36	36		18	14	14	221	221	40	40	310	310									Basili et al., 2013
3625357540	36,5	35,5	36	36		18	11	11	221	221	40	40	310	310									Basili et al., 2013
3625357540	36,5	35,5	36	36		18	8	8	221	221	40	40	310	310									Basili et al., 2013
3625357540	36,5	35,5	36	36		18	5	5	221	221	40	40	310	310									Basili et al., 2013
3625357540	36,5	35,5	36	36			10	10	224	224	52	52	325	325								5,2	INGV RCMT Catalogue
3625357540	36,5	35,5	36	36		18	17	17	225	225	40	40	310	310									Basili et al., 2013
3625357540	36,5	35,5	36	36		18	14	14	225	225	40	40	310	310									Basili et al., 2013
3625357540	36,5	35,5	36	36		18	11	11	225	225	40	40	310	310									Basili et al., 2013
3625357540	36,5	35,5	36	36		18	8	8	225	225	40	40	310	310									Basili et al., 2013
3625357540	36,5	35,5	36	36		18	5	5	225	225	40	40	310	310									Basili et al., 2013
3625357540	36,5	35,5	36	36		18	2	2	225	225	40	40	310	310									Basili et al., 2013

Table B.1. Compiled moment tensor database for each analysis bin in 0-40 km depth.

3625357540	36,5	35,5	36	36		18	17	17	225	225	40	40	310	310								Basili et al., 2013
3625357540	36,5	35,5	36	36		18	14	14	225	225	40	40	310	310								Basili et al., 2013
3625357540	36,5	35,5	36	36		18	11	11	225	225	41	41	310	310								Basili et al., 2013
3625357540	36,5	35,5	36	36		18	8	8	225	225	41	41	310	310								Basili et al., 2013
3625357540	36,5	35,5	36	36		18	5	5	225	225	41	41	310	310								Basili et al., 2013
3625357540	36,5	35,5	36	36		18	17	17	227	227	41	41	310	310								Basili et al., 2013
3625357540	36,5	35,5	36	36		18	14	14	227	227	41	41	310	310								Basili et al., 2013
3625357540	36,5	35,5	36	36		18	11	11	227	227	41	41	310	310								Basili et al., 2013
3625357540	36,5	35,5	36	36		18	8	8	227	227	41	41	310	310								Basili et al., 2013
3625357540	36,5	35,5	36	36		20	18	18	231	231	80	80	351	351								Basili et al., 2013
3625357540	36,5	35,5	36	36		20	13	13	231	231	80	80	351	351								Basili et al., 2013
3625357540	36,5	35,5	36	36		20	8	8	231	231	80	80	351	351								Basili et al., 2013
3625357540	36,5	35,5	36	36		20	18	18	231	231	80	80	351	351								Basili et al., 2013
3625357540	36,5	35,5	36	36		20	3	3	231	231	80	80	351	351								Basili et al., 2013
3625357540	36,5	35,5	36	36		20	13	13	231	231	80	80	351	351								Basili et al., 2013
3625357540	36,5	35,5	36	36		20	8	8	231	231	80	80	351	351								Basili et al., 2013
3625357540	36,5	35,5	36	36		20	18	18	231	231	80	80	351	351								Basili et al., 2013
3625357540	36,5	35,5	36	36		20	3	3	231	231	80	80	351	351								Basili et al., 2013
3625357540	36,5	35,5	36	36		20	13	13	231	231	80	80	351	351								Basili et al., 2013
3625357540	36,5	35,5	36	36		20	8	8	231	231	80	80	351	351								Basili et al., 2013
3625357540	36,5	35,5	36	36		20	18	18	231	231	80	80	351	351								Basili et al., 2013
3625357540	36,5	35,5	36	36		20	3	3	231	231	80	80	351	351								Basili et al., 2013
3625357540	36,5	35,5	36	36		20	13	13	231	231	80	80	351	351								Basili et al., 2013
3625357540	36,5	35,5	36	36		20	8	8	231	231	80	80	351	351								Basili et al., 2013
3625357540	36,5	35,5	36	36		20	18	18	231	231	80	80	351	351								Basili et al., 2013
3625357540	36,5	35,5	36	36		20	3	3	231	231	80	80	351	351								Basili et al., 2013
3625357540	36,5	35,5	36	36		20	13	13	231	231	80	80	351	351								Basili et al., 2013
3625357540	36,5	35,5	36	36		20	8	8	231	231	80	80	351	351								Basili et al., 2013
3625357540	36,5	35,5	36	36		20	3	3	231	231	80	80	351	351								Basili et al., 2013
3625357540	36,5	35,5	36	36			15	15	243	243	39	39	345	345	345	345	81	81	232	232		5,7	ISC MT Catalogue
3625357540	36,5	35,5	36	36			10	10	243	243	39	39	345	345								5,5	Dziewonski et al., 1981
3625357540	36,5	35,5	36	36			15	15	345	345	81	81	232	232								5,7	Kalafat MT Catalogue
3625357540	36,5	35,5	36	36																		7,2	Compiled Historical Catalogue
3575222540	36	22	35,5	22,5			18	18	111	111	80	80	63	63								5,5	Benetatos et al., 2004
3575222540	36	22	35,5	22,5			15	15	120	120	51	51	98	98	288	288	39	39	81	81		4,7	ISC MT Catalogue
3575222540	36	22	35,5	22,5			21	21	124	124	89	89	133	133	215	215	43	43	1	1		5,3	ISC MT Catalogue
3575222540	36	22	35,5	22,5			33	33	225	225	22	22	4	4								5,3	INGV RCMT Catalogue
3575222540	36	22	35,5	22,5			5	70	250	320	30	40	50	100								8,5	Sorensen et al., 2012
3575222540	36	22	35,5	22,5			15	15	263	263	12	12	93	93	80	80	78	78	89	89		5,2	ISC MT Catalogue
3575222540	36	22	22,5	35,5			35	35	269	269	36	36	71	71	112	112	56	56	103	103		5,7	EMMA
3575222540	36	22	22,5	35,5			35	35	269	269	36	36	71	71	112	112	56	56	103	103		5,7	EMMA
3575222540	36	22	35,5	22,5			36	36	270	270	36	36	72	72								5,2	Dziewonski et al., 1981
3575222540	36	22	35,5	22,5			15	15	288	288	39	39	81	81								4,7	ETHZ Moment Tensor Catalogue
3575222540	36	22	35,5	22,5					312	312	19	19	96	96									Papazachos, 1996
3575222540	36	22	35,5	22,5	233	38	1	39	312	312	20	20	90	90								8,3	Tinti et al., 2005
3575222540	36	22	35,5	22,5	130	86	5	91	314	314	35	35	90	90							17,5	8,4	Lorito et al., 2008
3575222540	36	22	35,5	22,5			33	33	319	319	38	38	114	114								5,2	INGV RCMT Catalogue
3575222540	36	22	35,5	22,5					320	320	32	32	106	106									Moratto et al., 2007
3575222540	36	22	35,5	22,5			33	33	320	320	42	42	118	118								4,8	INGV RCMT Catalogue
3575222540	36	22	35,5	22,5			33	33	344	344	50	50	137	137								4,6	INGV RCMT Catalogue
3575222540	36	22	35,5	22,5																		7,1	Papaioannou and Papazachos, 2000
3575222540	36	22	35,5	22,5																		6,3	Papaioannou and Papazachos, 2000
3575222540	36	22	35,5	22,5									90	90									Papazachos et al., 1999
3575227540	36	22,5	35,5	23					85	85	72	72	140	140									Papazachos, 1996
3575227540	36	22,5	35,5	23			8	8	91	91	89	89	176	176								5,5	Kalafat MT Catalogue
3575227540	36	22,5	35,5	23			40	40	99	99	76	76	180	180								5,2	INGV RCMT Catalogue
3575227540	36	22,5	35,5	23		11	10	10	130	130	59	59	260	260								6,9	Basili et al., 2013
3575227540	36	22,5	35,5	23		11	7	7	130	130	59	59	260	260								6,9	Basili et al., 2013
3575227540	36	22,5	35,5	23			5	70	250	320	30	40	50	100								8,5	Sorensen et al., 2012
3575227540	36	22,5	35,5	23					310	310	65	65	90	90									Mitsakaki et al., 2013
3575227540	36	22,5	35,5	23					312	312	19	19	96	96									Papazachos, 1996
3575227540	36	22,5	35,5	23	233	38	1	39	312	312	20	20	90	90								8,3	Tinti et al., 2005
3575227540	36	22,5	35,5	23	130	86	5	91	314	314	35	35	90	90							17,5	8,4	Lorito et al., 2008
3575227540	36	22,5	35,5	23																		7,2	Koravos et al., 2003
3575227540	36	22,5	35,5	23									90	90									Papazachos et al., 1999
3575232540	36	23	35,5	23,5					85	85	72	72	140	140									Papazachos, 1996
3575232540	36	23	35,5	23,5		11	10	10	130	130	59	59	260	260								6,9	Basili et al., 2013
3575232540	36	23	35,5	23,5		11	7	7	130	130	59	59	260	260								6,9	Basili et al., 2013
3575232540	36	23	35,5	23,5		11	3	3	130	130	59	59	260	260								6,9	Basili et al., 2013
3575232540	36	23	35,5	23,5		11	10	10	134	134	59	59	260	260								6,9	Basili et al., 2013
3575232540	36	23	35,5	23,5		11	7	7	134	134	59	59	260	260								6,9	Basili et al., 2013
3575232540	36	23	35,5	23,5		11	3	3	134	134	59	59	260	260								6,9	Basili et al., 2013
3575232540	36	23	35,5	23,5		11	10	10	138	138	59	59	260	260								6,9	Basili et al., 2013
3575232540	36	23	35,5	23,5		11	7	7	138	138	59	59	260	260								6,9	Basili et al., 2013
3575232540	36	23	35,5	23,5		11	3	3	138	138	59	59	260	260								6,9	Basili et al., 2013
3575232540	36	23	35,5	23,5		11	10	10	139	139	59	59	260	260								6,9	Basili et al., 2013
3575232540	36	23	35,5	23,5		11	7	7	139	139	59	59	260	260								6,9	Basili et al., 2013
3575232540	36	23	35,5	23,5		11	3	3	139	139	59	59	260	260								6,9	Basili et al., 2013
3575232540	36	23	35,5	23,5		11	10	10	142	142	59	59	260	260								6,9	Basili et al., 2013
3575232540	36	23	35,5	23,5		11	7	7	142	142	59	59	260	260								6,9	Basili et al., 2013
3575232540	36	23	35,5	23,5		11	3	3	142	142	59	59	260	260								6,9	Basili et al., 2013
3575232540	36	23	35,5	23,5		11	10	10	142	142	59	59	260	260								6,9	Basili et al., 2013
3575232540	36	23	35,5	23,5		11	7	7	142	142	59	59	260	260								6,9	Basili et al., 2013
3575232540	36	23	35,5	23,5		11	3	3	142	142	59	59	260	260								6,9	Basili et al., 2013
3575232540	36	23	35,5	23,5		11	10	10	143	143	59	59	260	260								6,9	Basili et al., 2013
3575232540	36	23	35,5	23,5		11	7	7	143	143	59	59	260	260								6,9	Basili et al., 2013
3575232540	36	23	35,5	23,5		11	3	3	143	143	59	59	260	260								6,9	Basili et al., 2013
3575232540	36	23	23,5	35,5			13	13	169	169	40	40	256	256	7	7	51	51	282	282		3,2	EMMA
3575232540	36	23	35,5	23,5			13	13	169	169	40	40	256	256								3,2	Hatzfeld et al., 1993
3575232540	36	23	35,5	23,5			12	12	181	181	39	39	322	322	302	302	67	67	237	237		4,8	ISC MT Catalogue
3575232540	36	23	23,5	35,5			27	27	209	209	30	30	297	297	0	0	63	63	255	255		3,2	EMMA
3575232540	36	23	35,5	23,5			27	27	209	209	30	30	297	297								3,2	Hatzfeld et al., 1993
3575232540	36	23	23,5	35,5			19	19	240	240	70	70	270	270	60	60	20	20	271	271		3,2	EMMA
3575232540	36	23	35,5	23,5			19	19	240	240	70	70	270	270								3,2	Hatzfeld et al., 1993

Table B.1. Compiled moment tensor database for each analysis bin in 0-40 km depth.

3575232540	36	23	35,5	23,5			5	70	250	320	30	40	50	100								8,5	Sorensen et al., 2012
3575232540	36	23	35,5	23,5	233	38	1	39	312	312	20	20	90	90								8,3	Tinti et al., 2005
3575232540	36	23	35,5	23,5	130	86	5	91	314	314	35	35	90	90							17,5	8,4	Lorito et al., 2008
3575232540	36	23	35,5	23,5	160	40	0	40	315	315	30	30	90	90								8,4	Papadimitriou and Karakostas, 2008
3575232540	36	23	35,5	23,5	100	45	0	45	315	315	25	35	90	90							20	8,5	Shaw et al., 2008
3575232540	36	23	35,5	23,5		10,5	3	3	334	334	63	63	270	270								6,7	Basili et al., 2013
3575232540	36	23	35,5	23,5		10,5	3	3	336	336	63	63	270	270								6,7	Basili et al., 2013
3575232540	36	23	35,5	23,5		10,5	8	8	336	336	63	63	270	270								6,7	Basili et al., 2013
3575232540	36	23	35,5	23,5		10,5	3	3	339	339	62	62	270	270								6,7	Basili et al., 2013
3575232540	36	23	35,5	23,5		10,5	8	8	339	339	62	62	270	270								6,7	Basili et al., 2013
3575232540	36	23	35,5	23,5		10,5	3	3	345	345	62	62	270	270								6,7	Basili et al., 2013
3575232540	36	23	35,5	23,5		10,5	8	8	345	345	62	62	270	270								6,7	Basili et al., 2013
3575232540	36	23	35,5	23,5		10,5	3	3	345	345	62	62	270	270								6,7	Basili et al., 2013
3575232540	36	23	35,5	23,5		10,5	8	8	345	345	62	62	270	270								6,7	Basili et al., 2013
3575232540	36	23	35,5	23,5		10,5	3	3	348	348	63	63	270	270								6,7	Basili et al., 2013
3575232540	36	23	35,5	23,5		10,5	8	8	348	348	63	63	270	270								6,7	Basili et al., 2013
3575232540	36	23	35,5	23,5		10,5	3	3	349	349	63	63	270	270								6,7	Basili et al., 2013
3575232540	36	23	35,5	23,5		10,5	8	8	349	349	63	63	270	270								6,7	Basili et al., 2013
3575232540	36	23	35,5	23,5		10,5	3	3	349	349	63	63	270	270								6,7	Basili et al., 2013
3575232540	36	23	35,5	23,5		10,5	8	8	349	349	63	63	270	270								6,7	Basili et al., 2013
3575232540	36	23	35,5	23,5																		7,2	Koravos et al., 2003
3575232540	36	23	35,5	23,5																		6,8	Papaioannou and Papazachos, 2000
3575232540	36	23	35,5	23,5																		7,1	Papaioannou and Papazachos, 2000
3575237540	36	23,5	24	35,5			10	10	22	22	26	26	280	280	191	191	64	64	265	265		5,7	EMMA
3575237540	36	23,5	35,5	24			34,3	34,3	79	79	7	7	232	232	298	298	85	85	274	274		6,2	ISC MT Catalogue
3575237540	36	23,5	35,5	24					85	85	72	72	140	140									Papazachos, 1996
3575237540	36	23,5	35,5	24		10	9	9	94	94	54	54	260	260								6,8	Basili et al., 2013
3575237540	36	23,5	35,5	24		10	9	9	98	98	54	54	260	260								6,8	Basili et al., 2013
3575237540	36	23,5	35,5	24		10	9	9	100	100	54	54	260	260								6,8	Basili et al., 2013
3575237540	36	23,5	35,5	24			5	5	143	143	38	38	280	280								4,6	INGV RCMT Catalogue
3575237540	36	23,5	35,5	24			22,4	22,4	144	144	38	38	280	280	311	311	52	52	262	262		4,7	ISC MT Catalogue
3575237540	36	23,5	35,5	24		11	8	8	168	168	68	68	270	270								6,5	Basili et al., 2013
3575237540	36	23,5	35,5	24		11	3	3	168	168	68	68	270	270								6,5	Basili et al., 2013
3575237540	36	23,5	35,5	24		11	8	8	172	172	67	67	270	270								6,5	Basili et al., 2013
3575237540	36	23,5	35,5	24		11	3	3	172	172	67	67	270	270								6,5	Basili et al., 2013
3575237540	36	23,5	35,5	24		10,5	8	8	175	175	68	68	270	270								6,5	Basili et al., 2013
3575237540	36	23,5	35,5	24		10,5	3	3	175	175	68	68	270	270								6,5	Basili et al., 2013
3575237540	36	23,5	35,5	24			0	0	179	179	51	51	217	217								5,4	Canitez and Ucer, 1967
3575237540	36	23,5	24	35,5			0	0	179	179	51	51	217	217	63	63	62	62	315	315		5,3	EMMA
3575237540	36	23,5	35,5	24		11	8	8	181	181	67	67	270	270								6,5	Basili et al., 2013
3575237540	36	23,5	35,5	24		11	3	3	181	181	67	67	270	270								6,5	Basili et al., 2013
3575237540	36	23,5	35,5	24		10,5	8	8	182	182	68	68	270	270								6,5	Basili et al., 2013
3575237540	36	23,5	35,5	24		10,5	3	3	182	182	68	68	270	270								6,5	Basili et al., 2013
3575237540	36	23,5	35,5	24		10,5	8	8	185	185	67	67	270	270								6,5	Basili et al., 2013
3575237540	36	23,5	35,5	24		10,5	3	3	185	185	67	67	270	270								6,5	Basili et al., 2013
3575237540	36	23,5	35,5	24		11	8	8	188	188	67	67	270	270								6,5	Basili et al., 2013
3575237540	36	23,5	35,5	24		11	3	3	188	188	67	67	270	270								6,5	Basili et al., 2013
3575237540	36	23,5	24	35,5			13	13	191	191	65	65	281	281	346	346	27	27	247	247		5,4	EMMA
3575237540	36	23,5	24	35,5			14	14	191	191	64	64	281	281	347	347	28	28	249	249		5,5	EMMA
3575237540	36	23,5	35,5	24			14	14	191	191	64	64	281	281								5,5	Lyon-Caen et al., 1988
3575237540	36	23,5	35,5	24			33	33	203	203	34	34	293	293								4,6	INGV RCMT Catalogue
3575237540	36	23,5	24	35,5			0	0	217	217	40	40	269	269	37	37	50	50	270	270		5,4	EMMA
3575237540	36	23,5	24	35,5			17	17	230	230	60	60	293	293	10	10	37	37	235	235		3,1	EMMA
3575237540	36	23,5	35,5	24			17	17	230	230	60	60	293	293								3,1	Hatzfeld et al., 1993
3575237540	36	23,5	35,5	24			5	70	250	320	30	40	50	100								8,5	Sorensen et al., 2012
3575237540	36	23,5	24	35,5			11	11	261	261	30	30	48	48	128	128	68	68	111	111		3	EMMA
3575237540	36	23,5	35,5	24			10	10	261	261	30	30	48	48								3	Hatzfeld et al., 1993
3575237540	36	23,5	24	35,5			11	11	270	270	30	30	90	90	89	89	60	60	90	90		2,9	EMMA
3575237540	36	23,5	35,5	24			10	10	270	270	30	30	90	90								2,9	Hatzfeld et al., 1993
3575237540	36	23,5	24	35,5			0	0	273	273	45	45	197	197	170	170	78	78	313	313		5,4	EMMA
3575237540	36	23,5	35,5	24		10,5	2	2	284	284	54	54	270	270								6,7	Basili et al., 2013
3575237540	36	23,5	35,5	24		10,5	2	2	284	284	54	54	270	270								6,7	Basili et al., 2013
3575237540	36	23,5	35,5	24		10,5	6	6	284	284	54	54	270	270								6,7	Basili et al., 2013
3575237540	36	23,5	35,5	24		10,5	6	6	284	284	54	54	270	270								6,7	Basili et al., 2013
3575237540	36	23,5	35,5	24		10,5	9	9	284	284	54	54	270	270								6,7	Basili et al., 2013
3575237540	36	23,5	35,5	24		10,5	9	9	284	284	54	54	270	270								6,7	Basili et al., 2013
3575237540	36	23,5	24	35,5			0	0	296	296	32	32	249	249	140	140	60	60	283	283		5,3	EMMA
3575237540	36	23,5	35,5	24			34	34	298	298	85	85	274	274								6,2	Kalafat MT Catalogue
3575237540	36	23,5	35,5	24					313	313	47	47	262	262									Moratto et al., 2007
3575237540	36	23,5	35,5	24	130	86	5	91	314	314	35	35	90	90							17,5	8,4	Lorito et al., 2008
3575237540	36	23,5	35,5	24	160	40	0	40	315	315	30	30	90	90								8,4	Papadimitriou and Karakostas, 2008
3575237540	36	23,5	35,5	24			12	12	344	344	47	47	264	264	173	173	43	43	277	277		4,7	ISC MT Catalogue
3575237540	36	23,5	35,5	24																		7,2	Koravos et al., 2003
3575237540	36	23,5	35,5	24																		6,8	Papaioannou and Papazachos, 2000
3575242540	36	24	35,5	24,5		10	9	9	91	91	54	54	260	260								6,8	Basili et al., 2013
3575242540	36	24	35,5	24,5		10	9	9	91	91	54	54	260	260								6,8	Basili et al., 2013
3575242540	36	24	24,5	35,5			0	0	199	199	53	53	217	217	84	84	61	61	317	317		5,2	EMMA
3575242540	36	24	35,5	24,5		9,5	8	8	265	265	58	58	270	270								6,5	Basili et al., 2013
3575242540	36	24	35,5	24,5		9,5	8	8	265	265	58	58	270	270								6,5	Basili et al., 2013
3575242540	36	24	35,5	24,5		9,5	3	3	265	265	58	58	270	270								6,5	Basili et al., 2013
3575242540	36	24	35,5	24,5		9,5	3	3	265	265	58	58	270	270								6,5	Basili et al., 2013
3575242540	36	24	35,5	24,5		10,5	9	9	266	266	49	49	270	270								7,1	Basili et al., 2013
3575242540	36	24	35,5	24,5		10,5	6	6	266	266	49	49	270	270								7,1	Basili et al., 2013
3575242540	36	24	35,5	24,5		10,5	9	9	270	270	49	49	270	270								7,1	Basili et al., 2013
3575242540	36	24	35,5	24,5		10,5	9	9	270	270	49	49	270	270								7,1	Basili et al., 2013
3575242540	36	24	35,5	24,5		10,5	2	2	284	284	54	54	270	270								6,7	Basili et al., 2013
3575242540	36	24	35,5	24,5		10,5	6	6	284	284	54	54	270	270								6,7	Basili et al., 2013
3575242540	36	24	35,5	24,5		10,5	9	9	284	284	54	54	270	270								6,7	Basili et al., 2013
3575242540	36	24	35,5	24,5		10,5	2	2	285	285	54	54	270	270								6,7	Basili et al., 2013
3575242540	36	24	35,5	24,5		10,5	6	6	285	285	54	54	270	270								6,7	Basili et al., 2013
3575242540	36	24	35,5	24,5		10,5	9	9	285	285	54	54	270	270								6,7	Basili et al., 2013
3575242540	36	24	35,5	24,5		10,5	2	2	286	286	54	54	270	270								6,7	Basili et al., 2013
3575242540	36	24	35,5	24,5		10,5	6	6	286	286	54	54	270	270								6,7	Basili et al., 2013
3575242540	36	24	35,5	24,5		10,5	9	9	286	286	54	54	270	270								6,7	Basili et al., 2013

Table B.1. Compiled moment tensor database for each analysis bin in 0-40 km depth.

3575242540	36	24	35,5	24,5		10,5	2	2	286	286	54	54	270	270								6,7	Basili et al., 2013
3575242540	36	24	35,5	24,5		10,5	6	6	286	286	54	54	270	270								6,7	Basili et al., 2013
3575242540	36	24	35,5	24,5		10,5	9	9	286	286	54	54	270	270								6,7	Basili et al., 2013
3575242540	36	24	35,5	24,5		10,5	2	2	287	287	54	54	270	270								6,7	Basili et al., 2013
3575242540	36	24	35,5	24,5		10,5	6	6	287	287	54	54	270	270								6,7	Basili et al., 2013
3575242540	36	24	35,5	24,5		10,5	9	9	287	287	54	54	270	270								6,7	Basili et al., 2013
3575242540	36	24	35,5	24,5		10,5	2	2	289	289	54	54	270	270								6,7	Basili et al., 2013
3575242540	36	24	35,5	24,5		10,5	6	6	289	289	54	54	270	270								6,7	Basili et al., 2013
3575242540	36	24	35,5	24,5		10,5	9	9	289	289	54	54	270	270								6,7	Basili et al., 2013
3575242540	36	24	35,5	24,5					313	313	47	47	262	262									Moratto et al., 2007
3575242540	36	24	35,5	24,5																		7,2	Koravos et al., 2003
3575242540	36	24	35,5	24,5																		6,8	Papaioannou and Papazachos, 2000
3575247540	36	24,5	35,5	25			24	24	18	18	55	55	323	323								2,5	Bohnhoff et al., 2005
3575247540	36	24,5	25	35,5			24	24	140	140	49	49	270	270	320	320	40	40	270	270		3,4	EMMA
3575247540	36	24,5	35,5	25			24	24	140	140	49	49	270	270								3,4	Hatzfeld et al., 1993
3575247540	36	24,5	35,5	25			13	13	191	191	65	65	281	281								5,2	Bohnhoff et al., 2005
3575247540	36	24,5	25	35,5			19	19	240	240	80	80	25	25	145	145	63	63	169	169		3,2	EMMA
3575247540	36	24,5	35,5	25			18	18	240	240	80	80	25	25								3,2	Hatzfeld et al., 1993
3575247540	36	24,5	35,5	25		9,5	8	8	255	255	58	58	270	270								6,5	Basili et al., 2013
3575247540	36	24,5	35,5	25		10	3	3	255	255	58	58	270	270								6,8	Basili et al., 2013
3575247540	36	24,5	35,5	25		9,5	8	8	262	262	58	58	270	270								6,5	Basili et al., 2013
3575247540	36	24,5	35,5	25		9,5	3	3	262	262	58	58	270	270								6,5	Basili et al., 2013
3575247540	36	24,5	35,5	25		10,5	9	9	264	264	49	49	270	270								7,1	Basili et al., 2013
3575247540	36	24,5	35,5	25		10,5	6	6	264	264	49	49	270	270								7,1	Basili et al., 2013
3575247540	36	24,5	35,5	25		9,5	8	8	264	264	58	58	270	270								6,5	Basili et al., 2013
3575247540	36	24,5	35,5	25		9,5	3	3	264	264	58	58	270	270								6,5	Basili et al., 2013
3575247540	36	24,5	35,5	25		9,5	8	8	264	264	58	58	270	270								6,5	Basili et al., 2013
3575247540	36	24,5	35,5	25		9,5	3	3	264	264	58	58	270	270								6,5	Basili et al., 2013
3575247540	36	24,5	35,5	25		10,5	9	9	265	265	49	49	270	270								7,1	Basili et al., 2013
3575247540	36	24,5	35,5	25		10,5	6	6	265	265	49	49	270	270								7,1	Basili et al., 2013
3575247540	36	24,5	35,5	25		10,5	9	9	267	267	49	49	270	270								7,1	Basili et al., 2013
3575247540	36	24,5	35,5	25		10,5	6	6	267	267	49	49	270	270								7,1	Basili et al., 2013
3575247540	36	24,5	35,5	25		10,5	9	9	268	268	49	49	270	270								7,1	Basili et al., 2013
3575247540	36	24,5	35,5	25		10,5	6	6	268	268	49	49	270	270								7,1	Basili et al., 2013
3575247540	36	24,5	35,5	25		10,5	9	9	269	269	49	49	270	270								7,1	Basili et al., 2013
3575247540	36	24,5	35,5	25		10,5	6	6	269	269	49	49	270	270								7,1	Basili et al., 2013
3575247540	36	24,5	35,5	25		10,5	9	9	270	270	49	49	270	270								7,1	Basili et al., 2013
3575247540	36	24,5	35,5	25		10,5	6	6	270	270	49	49	270	270								7,1	Basili et al., 2013
3575247540	36	24,5	35,5	25		10,5	9	9	270	270	49	49	270	270								7,1	Basili et al., 2013
3575247540	36	24,5	35,5	25		10,5	6	6	270	270	49	49	270	270								7,1	Basili et al., 2013
3575247540	36	24,5	35,5	25		10	10	10	270	270	49	49	270	270								7	Basili et al., 2013
3575247540	36	24,5	35,5	25		10	10	10	270	270	49	49	270	270								7	Basili et al., 2013
3575247540	36	24,5	35,5	25		10	7	7	270	270	49	49	270	270								7	Basili et al., 2013
3575247540	36	24,5	35,5	25		10	7	7	270	270	49	49	270	270								7	Basili et al., 2013
3575247540	36	24,5	35,5	25		10	3	3	270	270	49	49	270	270								7	Basili et al., 2013
3575247540	36	24,5	35,5	25		10	3	3	270	270	49	49	270	270								7	Basili et al., 2013
3575247540	36	24,5	35,5	25		10	3	3	272	272	49	49	270	270								7	Basili et al., 2013
3575247540	36	24,5	35,5	25		10	7	7	272	272	49	49	270	270								7	Basili et al., 2013
3575247540	36	24,5	35,5	25		10	10	10	272	272	49	49	270	270								7	Basili et al., 2013
3575247540	36	24,5	35,5	25		10,5	6	6	275	275	49	49	270	270								7,1	Basili et al., 2013
3575247540	36	24,5	35,5	25		10,5	6	6	275	275	49	49	270	270								7,1	Basili et al., 2013
3575247540	36	24,5	35,5	25		10,5	9	9	275	275	49	49	270	270								7,1	Basili et al., 2013
3575247540	36	24,5	35,5	25		10,5	9	9	275	275	49	49	270	270								7,1	Basili et al., 2013
3575247540	36	24,5	35,5	25					313	313	47	47	262	262									Moratto et al., 2007
3575247540	36	24,5	35,5	25																		7	Compiled Historical Catalogue
3575247540	36	24,5	35,5	25																		7,6	Koravos et al., 2003
3575252540	36	25	35,5	25,5					10	10	47	47	262	262									Moratto et al., 2007
3575252540	36	25	25,5	35,5			16	16	160	160	60	60	222	222	44	44	53	53	322	322		3,4	EMMA
3575252540	36	25	35,5	25,5			16	16	160	160	60	60	222	222								3,4	Hatzfeld et al., 1993
3575252540	36	25	35,5	25,5		10,5	9	9	262	262	49	49	270	270								7,1	Basili et al., 2013
3575252540	36	25	35,5	25,5		10,5	6	6	262	262	49	49	270	270								7,1	Basili et al., 2013
3575252540	36	25	35,5	25,5		10,5	9	9	264	264	49	49	270	270								7,1	Basili et al., 2013
3575252540	36	25	35,5	25,5		10,5	6	6	264	264	49	49	270	270								7,1	Basili et al., 2013
3575252540	36	25	35,5	25,5		10,5	9	9	267	267	49	49	270	270								7,1	Basili et al., 2013
3575252540	36	25	35,5	25,5		10,5	6	6	267	267	49	49	270	270								7,1	Basili et al., 2013
3575252540	36	25	35,5	25,5		10	10	10	268	268	49	49	270	270								7	Basili et al., 2013
3575252540	36	25	35,5	25,5		10	7	7	268	268	49	49	270	270								7	Basili et al., 2013
3575252540	36	25	35,5	25,5		10	10	10	268	268	49	49	270	270								7	Basili et al., 2013
3575252540	36	25	35,5	25,5		10	3	3	268	268	49	49	270	270								7	Basili et al., 2013
3575252540	36	25	35,5	25,5		10	7	7	268	268	49	49	270	270								7	Basili et al., 2013
3575252540	36	25	35,5	25,5		10	3	3	268	268	49	49	270	270								7	Basili et al., 2013
3575252540	36	25	35,5	25,5		10,5	9	9	269	269	49	49	270	270								7,1	Basili et al., 2013
3575252540	36	25	35,5	25,5		10,5	6	6	269	269	49	49	270	270								7,1	Basili et al., 2013
3575252540	36	25	35,5	25,5		10	10	10	270	270	49	49	270	270								7	Basili et al., 2013
3575252540	36	25	35,5	25,5		10	7	7	270	270	49	49	270	270								7	Basili et al., 2013
3575252540	36	25	35,5	25,5		10	3	3	270	270	49	49	270	270								7	Basili et al., 2013
3575252540	36	25	35,5	25,5		10,5	6	6	272	272	49	49	270	270								7,1	Basili et al., 2013
3575252540	36	25	35,5	25,5		10,5	9	9	272	272	49	49	270	270								7,1	Basili et al., 2013
3575252540	36	25	35,5	25,5		10,5	6	6	274	274	49	49	270	270								7,1	Basili et al., 2013
3575252540	36	25	35,5	25,5		10,5	9	9	274	274	49	49	270	270								7,1	Basili et al., 2013
3575252540	36	25	35,5	25,5		10	3	3	274	274	49	49	270	270								7	Basili et al., 2013
3575252540	36	25	35,5	25,5		10	7	7	274	274	49	49	270	270								7	Basili et al., 2013
3575252540	36	25	35,5	25,5		10	10	10	275	275	49	49	270	270								7	Basili et al., 2013
3575252540	36	25	35,5	25,5		10	3	3	276	276	49	49	270	270								7	Basili et al., 2013
3575252540	36	25	35,5	25,5		10	7	7	276	276	49	49	270	270								7	Basili et al., 2013
3575252540	36	25	35,5	25,5		10	10	10	276	276	49	49	270	270								7	Basili et al., 2013
3575252540	36	25	35,5	25,5		10	3	3	276	276	49	49	270	270								7	Basili et al., 2013
3575252540	36	25	35,5	25,5		10	7	7	276	276	49	49	270	270								7	Basili et al., 2013
3575252540	36	25	35,5	25,5		10	10	10	276	276	49	49	270	270								7	Basili et al., 2013
3575252540	36	25	35,5	25,5		10	3	3	277	277	49	49	270	270								7	Basili et al., 2013
3575252540	36	25	35,5	25,5		10	7	7	277	277	49	49	270	270								7	Basili et al., 2013
3575252540	36	25	35,5	25,5		10	10	10	277	277	49	49	270	270								7	Basili et al., 2013
3575252540	36	25	35,5	25,5		10	3	3	279	279	49	49	270	270								7	Basili et al., 2013
3575252540	36	25	35,5	25,5		10	7	7	279	279	49	49	270	270								7	Basili et al., 2013

Table B.1. Compiled moment tensor database for each analysis bin in 0-40 km depth.

3575252540	36	25	35,5	25,5		10	10	10	279	279	49	49	270	270								7	Basili et al., 2013
3575252540	36	25	35,5	25,5		10	3	3	280	280	49	49	270	270								7	Basili et al., 2013
3575252540	36	25	35,5	25,5		10	7	7	280	280	49	49	270	270								7	Basili et al., 2013
3575252540	36	25	35,5	25,5		10	10	10	280	280	49	49	270	270								7	Basili et al., 2013
3575252540	36	25	35,5	25,5																		7,2	Compiled Historical Catalogue
3575252540	36	25	35,5	25,5																		7	Compiled Historical Catalogue
3575252540	36	25	35,5	25,5																		7,2	Papaioannou and Papazachos, 2000
3575257540	36	25,5	35,5	26					10	10	47	47	262	262									Moratto et al., 2007
3575257540	36	25,5	35,5	26		10	9	9	93	93	54	54	270	270								6,9	Basili et al., 2013
3575257540	36	25,5	35,5	26		10	4	4	93	93	54	54	270	270								6,9	Basili et al., 2013
3575257540	36	25,5	26	35,5			0	0	136	136	72	72	40	40	31	31	52	52	156	156		5,5	EMMA
3575257540	36	25,5	26	35,5			0	0	137	137	67	67	53	53	19	19	43	43	144	144		5,5	EMMA
3575257540	36	25,5	26	35,5			9	9	157	157	49	49	252	252	4	4	43	43	290	290		3,1	EMMA
3575257540	36	25,5	35,5	26			8	8	157	157	49	49	252	252								3,1	Hatzfeld et al., 1993
3575257540	36	25,5	26	35,5			25	25	179	179	57	57	292	292	324	324	38	38	240	240		4,2	EMMA
3575257540	36	25,5	35,5	26			25	25	179	179	57	57	292	292								4,2	Hatzfeld et al., 1993
3575257540	36	25,5	26	35,5			0	0	224	224	74	74	200	200	128	128	71	71	343	343		5,4	EMMA
3575257540	36	25,5	26	35,5			0	0	225	225	73	73	200	200	129	129	71	71	342	342		5,5	EMMA
3575257540	36	25,5	35,5	26			0	0	225	225	73	73	200	200								5,6	Udias et al., 1989
3575257540	36	25,5	35,5	26			6	6	246	246	56	56	349	349								4,4	ETHZ Moment Tensor Catalogue
3575257540	36	25,5	35,5	26		10,5	9	9	256	256	58	58	270	270								6,8	Basili et al., 2013
3575257540	36	25,5	35,5	26		10,5	4	4	256	256	58	58	270	270								6,8	Basili et al., 2013
3575257540	36	25,5	35,5	26		10,5	9	9	262	262	58	58	270	270								6,8	Basili et al., 2013
3575257540	36	25,5	35,5	26		10,5	4	4	262	262	58	58	270	270								6,8	Basili et al., 2013
3575257540	36	25,5	35,5	26		10,5	9	9	265	265	58	58	270	270								6,8	Basili et al., 2013
3575257540	36	25,5	35,5	26		10,5	4	4	265	265	58	58	270	270								6,8	Basili et al., 2013
3575257540	36	25,5	35,5	26		10	3	3	272	272	49	49	270	270								7	Basili et al., 2013
3575257540	36	25,5	35,5	26		10	3	3	272	272	49	49	270	270								7	Basili et al., 2013
3575257540	36	25,5	35,5	26		10	7	7	272	272	49	49	270	270								7	Basili et al., 2013
3575257540	36	25,5	35,5	26		10	7	7	272	272	49	49	270	270								7	Basili et al., 2013
3575257540	36	25,5	35,5	26		10	10	10	272	272	49	49	270	270								7	Basili et al., 2013
3575257540	36	25,5	35,5	26		10	10	10	272	272	49	49	270	270								7	Basili et al., 2013
3575257540	36	25,5	35,5	26		10	3	3	272	272	49	49	270	270								7	Basili et al., 2013
3575257540	36	25,5	35,5	26		10	10	10	272	272	49	49	270	270								7	Basili et al., 2013
3575257540	36	25,5	35,5	26		10	7	7	272	272	49	49	270	270								7	Basili et al., 2013
3575257540	36	25,5	35,5	26		10	3	3	273	273	49	49	270	270								7	Basili et al., 2013
3575257540	36	25,5	35,5	26		10	7	7	273	273	49	49	270	270								7	Basili et al., 2013
3575257540	36	25,5	35,5	26		10	10	10	273	273	49	49	270	270								7	Basili et al., 2013
3575257540	36	25,5	35,5	26		10	3	3	276	276	49	49	270	270								7	Basili et al., 2013
3575257540	36	25,5	35,5	26		10	7	7	276	276	49	49	270	270								7	Basili et al., 2013
3575257540	36	25,5	35,5	26		10	10	10	276	276	49	49	270	270								7	Basili et al., 2013
3575257540	36	25,5	35,5	26		10	3	3	282	282	49	49	270	270								7	Basili et al., 2013
3575257540	36	25,5	35,5	26		10	7	7	282	282	49	49	270	270								7	Basili et al., 2013
3575257540	36	25,5	35,5	26		10	10	10	282	282	49	49	270	270								7	Basili et al., 2013
3575257540	36	25,5	35,5	26		10	3	3	291	291	50	50	270	270								7	Basili et al., 2013
3575257540	36	25,5	35,5	26		10	7	7	291	291	50	50	270	270								7	Basili et al., 2013
3575257540	36	25,5	35,5	26		10	10	10	291	291	50	50	270	270								7	Basili et al., 2013
3575257540	36	25,5	35,5	26		10	3	3	296	296	50	50	270	270								7	Basili et al., 2013
3575257540	36	25,5	35,5	26		10	7	7	296	296	50	50	270	270								7	Basili et al., 2013
3575257540	36	25,5	35,5	26		10	10	10	296	296	50	50	270	270								7	Basili et al., 2013
3575257540	36	25,5	35,5	26		10	3	3	297	297	51	51	270	270								7	Basili et al., 2013
3575257540	36	25,5	35,5	26		10	7	7	297	297	51	51	270	270								7	Basili et al., 2013
3575257540	36	25,5	35,5	26		10	10	10	297	297	51	51	270	270								7	Basili et al., 2013
3575257540	36	25,5	35,5	26			6	6	343	343	81	81	214	214	246	246	56	56	349	349		4,3	ISC MT Catalogue
3575257540	36	25,5	35,5	26																		7,2	Compiled Historical Catalogue
3575257540	36	25,5	35,5	26																		6,6	Koravos et al., 2003
3575257540	36	25,5	35,5	26																		7,2	Papaioannou and Papazachos, 2000
3575262540	36	26	26,5	35,5			0	0	9	9	56	56	144	144	121	121	61	61	40	40		5,5	EMMA
3575262540	36	26	35,5	26,5					10	10	47	47	262	262									Moratto et al., 2007
3575262540	36	26	26,5	35,5			33	33	30	30	83	83	79	79	267	267	13	13	146	146		4,7	EMMA
3575262540	36	26	35,5	26,5		10	4	4	87	87	54	54	270	270								6,9	Basili et al., 2013
3575262540	36	26	35,5	26,5		10	9	9	87	87	54	54	270	270								6,9	Basili et al., 2013
3575262540	36	26	35,5	26,5		10	9	9	91	91	54	54	270	270								6,9	Basili et al., 2013
3575262540	36	26	35,5	26,5		10	4	4	91	91	54	54	270	270								6,9	Basili et al., 2013
3575262540	36	26	35,5	26,5		10	9	9	92	92	54	54	270	270								6,9	Basili et al., 2013
3575262540	36	26	35,5	26,5		10	4	4	92	92	54	54	270	270								6,9	Basili et al., 2013
3575262540	36	26	35,5	26,5		10	9	9	93	93	54	54	270	270								6,9	Basili et al., 2013
3575262540	36	26	35,5	26,5		10	4	4	93	93	54	54	270	270								6,9	Basili et al., 2013
3575262540	36	26	35,5	26,5		10	9	9	96	96	54	54	270	270								6,9	Basili et al., 2013
3575262540	36	26	35,5	26,5		10	4	4	96	96	54	54	270	270								6,9	Basili et al., 2013
3575262540	36	26	35,5	26,5		10	9	9	100	100	54	54	270	270								6,9	Basili et al., 2013
3575262540	36	26	35,5	26,5		10	4	4	100	100	54	54	270	270								6,9	Basili et al., 2013
3575262540	36	26	35,5	26,5		10	9	9	106	106	54	54	270	270								6,9	Basili et al., 2013
3575262540	36	26	35,5	26,5		10	4	4	106	106	54	54	270	270								6,9	Basili et al., 2013
3575262540	36	26	35,5	26,5		10	9	9	109	109	54	54	270	270								6,9	Basili et al., 2013
3575262540	36	26	35,5	26,5		10	4	4	109	109	54	54	270	270								6,9	Basili et al., 2013
3575262540	36	26	35,5	26,5		10	9	9	110	110	54	54	270	270								6,9	Basili et al., 2013
3575262540	36	26	35,5	26,5		10	4	4	110	110	54	54	270	270								6,9	Basili et al., 2013
3575262540	36	26	35,5	26,5			29	29	159	159	61	61	210	210	53	53	64	64	328	328		5,3	ISC MT Catalogue
3575262540	36	26	35,5	26,5		10,5	9	9	252	252	58	58	270	270								6,8	Basili et al., 2013
3575262540	36	26	35,5	26,5		10,5	4	4	252	252	58	58	270	270								6,8	Basili et al., 2013
3575262540	36	26	35,5	26,5		10,5	9	9	253	253	58	58	270	270								6,8	Basili et al., 2013
3575262540	36	26	35,5	26,5		10,5	4	4	253	253	58	58	270	270								6,8	Basili et al., 2013
3575262540	36	26	35,5	26,5		10,5	9	9	256	256	58	58	270	270								6,8	Basili et al., 2013
3575262540	36	26	35,5	26,5		10,5	4	4	256	256	58	58	270	270								6,8	Basili et al., 2013
3575262540	36	26	35,5	26,5		9,5	9	9	262	262	58	58	290	290								6,7	Basili et al., 2013
3575262540	36	26	35,5	26,5		9,5	4	4	262	262	58	58	290	290								6,7	Basili et al., 2013
3575262540	36	26	35,5	26,5		9,5	9	9	263	263	58	58	290	290								6,7	Basili et al., 2013
3575262540	36	26	35,5	26,5		9,5	4	4	263	263	58	58	290	290								6,7	Basili et al., 2013
3575262540	36	26	35,5	26,5		9,5	9	9	263	263	58	58	290	290								6,7	Basili et al., 2013
3575262540	36	26	35,5	26,5		9,5	4	4	263	263	58	58	290	290								6,7	Basili et al., 2013
3575262540	36	26	35,5	26,5		9,5	9	9	265	265	58	58	290	290								6,7	Basili et al., 2013
3575262540	36	26	35,5	26,5		9,5	4	4	265	265	58	58	290	290								6,7	Basili et al., 2013
3575262540	36	26	35,5	26,5		10,5	9	9	266	266	58	58	270	270								6,8	Basili et al., 2013

Table B.1. Compiled moment tensor database for each analysis bin in 0-40 km depth.

3575262540	36	26	35,5	26,5		10,5	4	4	266	266	58	58	270	270								6,8	Basili et al., 2013
3575262540	36	26	35,5	26,5		10,5	9	9	269	269	58	58	270	270								6,8	Basili et al., 2013
3575262540	36	26	35,5	26,5		10,5	4	4	269	269	58	58	270	270								6,8	Basili et al., 2013
3575262540	36	26	35,5	26,5		10,5	9	9	270	270	58	58	270	270								6,8	Basili et al., 2013
3575262540	36	26	35,5	26,5		10,5	4	4	270	270	58	58	270	270								6,8	Basili et al., 2013
3575262540	36	26	35,5	26,5		9,5	9	9	270	270	58	58	290	290								6,7	Basili et al., 2013
3575262540	36	26	35,5	26,5		9,5	4	4	270	270	58	58	290	290								6,7	Basili et al., 2013
3575262540	36	26	35,5	26,5		9,5	9	9	270	270	58	58	290	290								6,7	Basili et al., 2013
3575262540	36	26	35,5	26,5		9,5	4	4	270	270	58	58	290	290								6,7	Basili et al., 2013
3575262540	36	26	35,5	26,5		9,5	4	4	273	273	58	58	290	290								6,7	Basili et al., 2013
3575262540	36	26	35,5	26,5		9,5	9	9	273	273	58	58	290	290								6,7	Basili et al., 2013
3575262540	36	26	35,5	26,5		9,5	4	4	275	275	58	58	290	290								6,7	Basili et al., 2013
3575262540	36	26	35,5	26,5		9,5	9	9	275	275	58	58	290	290								6,7	Basili et al., 2013
3575262540	36	26	35,5	26,5																		6,6	Koravos et al., 2003
3575262540	36	26	35,5	26,5																		7,2	Papaioannou and Papazachos, 2000
3575267540	36	26,5	35,5	27		11	4	4	3	3	76	76	250	250								6,7	Basili et al., 2013
3575267540	36	26,5	35,5	27		11	9	9	3	3	76	76	250	250								6,7	Basili et al., 2013
3575267540	36	26,5	35,5	27		11	4	4	9	9	76	76	250	250								6,7	Basili et al., 2013
3575267540	36	26,5	35,5	27		11	9	9	9	9	76	76	250	250								6,7	Basili et al., 2013
3575267540	36	26,5	35,5	27			10	66	12	66	39	81	148	210								8,5	Sorensen et al., 2012
3575267540	36	26,5	35,5	27			16	16	19	19	64	64	265	265								5,1	Kalafat MT Catalogue
3575267540	36	26,5	35,5	27		10,5	4	4	59	59	59	59	280	280								6,5	Basili et al., 2013
3575267540	36	26,5	35,5	27		10,5	9	9	59	59	59	59	280	280								6,5	Basili et al., 2013
3575267540	36	26,5	35,5	27		10,5	4	4	65	65	59	59	280	280								6,5	Basili et al., 2013
3575267540	36	26,5	35,5	27		10,5	9	9	65	65	59	59	280	280								6,5	Basili et al., 2013
3575267540	36	26,5	35,5	27		10,5	4	4	66	66	59	59	280	280								6,5	Basili et al., 2013
3575267540	36	26,5	35,5	27		10,5	9	9	66	66	59	59	280	280								6,5	Basili et al., 2013
3575267540	36	26,5	35,5	27		10,5	4	4	69	69	59	59	280	280								6,5	Basili et al., 2013
3575267540	36	26,5	35,5	27		10,5	9	9	69	69	59	59	280	280								6,5	Basili et al., 2013
3575267540	36	26,5	35,5	27		9	9	9	170	170	76	76	250	250								6,6	Basili et al., 2013
3575267540	36	26,5	35,5	27		9	4	4	170	170	76	76	250	250								6,6	Basili et al., 2013
3575267540	36	26,5	35,5	27		9	9	9	171	171	76	76	250	250								6,6	Basili et al., 2013
3575267540	36	26,5	35,5	27		9	4	4	171	171	76	76	250	250								6,6	Basili et al., 2013
3575267540	36	26,5	35,5	27		9	9	9	173	173	76	76	250	250								6,6	Basili et al., 2013
3575267540	36	26,5	35,5	27		9	4	4	173	173	76	76	250	250								6,6	Basili et al., 2013
3575267540	36	26,5	35,5	27		9	9	9	175	175	76	76	250	250								6,6	Basili et al., 2013
3575267540	36	26,5	35,5	27		9	4	4	175	175	76	76	250	250								6,6	Basili et al., 2013
3575267540	36	26,5	35,5	27		9	9	9	179	179	76	76	250	250								6,6	Basili et al., 2013
3575267540	36	26,5	35,5	27		9	4	4	179	179	76	76	250	250								6,6	Basili et al., 2013
3575267540	36	26,5	35,5	27		10	9	9	183	183	76	76	250	250								6,8	Basili et al., 2013
3575267540	36	26,5	35,5	27		10	4	4	183	183	76	76	250	250								6,8	Basili et al., 2013
3575267540	36	26,5	35,5	27					185	185	47	47	262	262									Moratto et al., 2007
3575267540	36	26,5	35,5	27		10,5	8	8	185	185	76	76	250	250								6,7	Basili et al., 2013
3575267540	36	26,5	35,5	27		10,5	3	3	185	185	76	76	250	250								6,7	Basili et al., 2013
3575267540	36	26,5	35,5	27		10	9	9	187	187	76	76	250	250								6,8	Basili et al., 2013
3575267540	36	26,5	35,5	27		10	4	4	187	187	76	76	250	250								6,8	Basili et al., 2013
3575267540	36	26,5	35,5	27		10	9	9	187	187	76	76	250	250								6,8	Basili et al., 2013
3575267540	36	26,5	35,5	27		10	4	4	187	187	76	76	250	250								6,8	Basili et al., 2013
3575267540	36	26,5	35,5	27		10	9	9	187	187	76	76	250	250								6,8	Basili et al., 2013
3575267540	36	26,5	35,5	27		10	4	4	187	187	76	76	250	250								6,8	Basili et al., 2013
3575267540	36	26,5	35,5	27		10,5	8	8	191	191	76	76	250	250								6,7	Basili et al., 2013
3575267540	36	26,5	35,5	27		10,5	3	3	191	191	76	76	250	250								6,7	Basili et al., 2013
3575267540	36	26,5	35,5	27		10,5	8	8	198	198	76	76	250	250								6,7	Basili et al., 2013
3575267540	36	26,5	35,5	27		10,5	3	3	198	198	76	76	250	250								6,7	Basili et al., 2013
3575267540	36	26,5	35,5	27			15,9	15,9	211	211	27	27	280	280	19	19	64	64	265	265		5,1	ISC MT Catalogue
3575267540	36	26,5	35,5	27		10	9	9	245	245	59	59	280	280								6,6	Basili et al., 2013
3575267540	36	26,5	35,5	27		10	9	9	246	246	59	59	280	280								6,6	Basili et al., 2013
3575267540	36	26,5	35,5	27		10	4	4	246	246	59	59	280	280								6,6	Basili et al., 2013
3575267540	36	26,5	35,5	27		10	9	9	246	246	59	59	280	280								6,6	Basili et al., 2013
3575267540	36	26,5	35,5	27		10	4	4	246	246	59	59	280	280								6,6	Basili et al., 2013
3575267540	36	26,5	35,5	27			10	66	248	122	36	80	333	327								8,5	Sorensen et al., 2012
3575267540	36	26,5	35,5	27		11	10	10	253	253	60	60	270	270								6,6	Basili et al., 2013
3575267540	36	26,5	35,5	27		11	7	7	253	253	60	60	270	270								6,6	Basili et al., 2013
3575267540	36	26,5	35,5	27		11	3	3	253	253	60	60	270	270								6,6	Basili et al., 2013
3575267540	36	26,5	35,5	27			10	66	253	177	51	79	70	104								8,5	Sorensen et al., 2012
3575267540	36	26,5	35,5	27		11	10	10	254	254	60	60	270	270								6,6	Basili et al., 2013
3575267540	36	26,5	35,5	27		11	7	7	254	254	60	60	270	270								6,6	Basili et al., 2013
3575267540	36	26,5	35,5	27		11	3	3	254	254	60	60	270	270								6,6	Basili et al., 2013
3575267540	36	26,5	35,5	27		11	10	10	260	260	60	60	270	270								6,6	Basili et al., 2013
3575267540	36	26,5	35,5	27		11	7	7	260	260	60	60	270	270								6,6	Basili et al., 2013
3575267540	36	26,5	35,5	27		11	3	3	260	260	60	60	270	270								6,6	Basili et al., 2013
3575267540	36	26,5	35,5	27		11	7	7	267	267	60	60	270	270								6,6	Basili et al., 2013
3575267540	36	26,5	35,5	27		11	3	3	267	267	60	60	270	270								6,6	Basili et al., 2013
3575267540	36	26,5	35,5	27		11	3	3	281	281	60	60	270	270								6,6	Basili et al., 2013
3575267540	36	26,5	35,5	27		11	7	7	281	281	60	60	270	270								6,6	Basili et al., 2013
3575267540	36	26,5	35,5	27		11	10	10	281	281	60	60	270	270								6,6	Basili et al., 2013
3575267540	36	26,5	35,5	27		11	3	3	288	288	61	61	270	270								6,6	Basili et al., 2013
3575267540	36	26,5	35,5	27		11	7	7	288	288	61	61	270	270								6,6	Basili et al., 2013
3575267540	36	26,5	35,5	27		11	10	10	288	288	61	61	270	270								6,6	Basili et al., 2013
3575267540	36	26,5	27	35,5			13	13	310	310	44	44	98	98	120	120	45	45	82	82		3,7	EMMA
3575267540	36	26,5	35,5	27			13	13	310	310	44	44	98	98								3,7	Hatzfeld et al., 1993
3575267540	36	26,5	35,5	27			10	66	341	37	43	69	256	302								8,5	Sorensen et al., 2012
3575267540	36	26,5	35,5	27			10	66	349	113	55	89	56	116								8,5	Sorensen et al., 2012
3575267540	36	26,5	35,5	27		11	4	4	354	354	76	76	250	250								6,7	Basili et al., 2013
3575267540	36	26,5	35,5	27		11	9	9	354	354	76	76	250	250								6,7	Basili et al., 2013
3575267540	36	26,5	35,5	27																		7,1	Compiled Historical Catalogue
3575267540	36	26,5	35,5	27																		6,6	Koravos et al., 2003
3575267540	36	26,5	35,5	27																		6,8	Papaioannou and Papazachos, 2000
3575272540	36	27	35,5	27,5		10	5	5	4	4	76	76	250	250								7	Basili et al., 2013
3575272540	36	27	35,5	27,5		10	10	10	4	4	76	76	250	250								7	Basili et al., 2013
3575272540	36	27	35,5	27,5		10	5	5	5	5	76	76	250	250								7	Basili et al., 2013
3575272540	36	27	35,5	27,5		10	10	10	5	5	76	76	250	250								7	Basili et al., 2013
3575272540	36	27	35,5	27,5		10	5	5	8	8	76	76	250	250								7	Basili et al., 2013
3575272540	36	27	35,5	27,5		10	10	10	8	8	76	76	250	250								7	Basili et al., 2013

Table B.1. Compiled moment tensor database for each analysis bin in 0-40 km depth.

3575272540	36	27	35,5	27,5		10	5	5	8	8	76	76	250	250								7	Basili et al., 2013
3575272540	36	27	35,5	27,5		10	10	10	8	8	76	76	250	250								7	Basili et al., 2013
3575272540	36	27	35,5	27,5		10	5	5	9	9	76	76	250	250								7	Basili et al., 2013
3575272540	36	27	35,5	27,5		10	10	10	9	9	76	76	250	250								7	Basili et al., 2013
3575272540	36	27	35,5	27,5			10	10	10	10	24	24	318	318	139	139	74	74	252	252		4,9	ISC MT Catalogue
3575272540	36	27	35,5	27,5		10	5	5	10	10	76	76	250	250								7	Basili et al., 2013
3575272540	36	27	35,5	27,5		10	10	10	10	10	76	76	250	250								7	Basili et al., 2013
3575272540	36	27	35,5	27,5			10	66	12	66	39	81	148	210								8,5	Sorensen et al., 2012
3575272540	36	27	35,5	27,5		10	5	5	17	17	76	76	250	250								7	Basili et al., 2013
3575272540	36	27	35,5	27,5		10	10	10	17	17	76	76	250	250								7	Basili et al., 2013
3575272540	36	27	35,5	27,5		10	5	5	19	19	76	76	250	250								7	Basili et al., 2013
3575272540	36	27	35,5	27,5		10	10	10	19	19	76	76	250	250								7	Basili et al., 2013
3575272540	36	27	35,5	27,5			16,6	16,6	25	25	39	39	322	322	146	146	68	68	238	238		4,8	ISC MT Catalogue
3575272540	36	27	35,5	27,5		10	5	5	26	26	76	76	250	250								7	Basili et al., 2013
3575272540	36	27	35,5	27,5		10	10	10	26	26	76	76	250	250								7	Basili et al., 2013
3575272540	36	27	35,5	27,5			17	17	146	146	68	68	238	238								4,8	Kalafat MT Catalogue
3575272540	36	27	35,5	27,5			15	15	179	179	58	58	276	276	347	347	32	32	260	260		4,8	ISC MT Catalogue
3575272540	36	27	35,5	27,5					185	185	47	47	262	262									Moratto et al., 2007
3575272540	36	27	35,5	27,5			19	19	198	198	54	54	317	317	316	316	56	56	225	225		4,6	ISC MT Catalogue
3575272540	36	27	35,5	27,5			15	15	199	199	44	44	312	312	328	328	59	59	237	237		5,8	ISC MT Catalogue
3575272540	36	27	35,5	27,5			20,6	20,6	215	215	61	61	333	333	319	319	66	66	212	212		4,9	ISC MT Catalogue
3575272540	36	27	35,5	27,5			27,5	27,5	234	234	77	77	4	4	143	143	86	86	167	167		5,3	ISC MT Catalogue
3575272540	36	27	35,5	27,5			10	66	248	122	36	80	333	327								8,5	Sorensen et al., 2012
3575272540	36	27	35,5	27,5			10	66	253	177	51	79	70	104								8,5	Sorensen et al., 2012
3575272540	36	27	35,5	27,5					290	290	27	27	97	97									Papazachos, 1996
3575272540	36	27	35,5	27,5			21	21	319	319	66	66	212	212								4,9	Kalafat MT Catalogue
3575272540	36	27	35,5	27,5			9	9	328	328	53	53	234	234	199	199	50	50	308	308		4,7	ISC MT Catalogue
3575272540	36	27	35,5	27,5			10	66	341	37	43	69	256	302								8,5	Sorensen et al., 2012
3575272540	36	27	35,5	27,5			5	5	347	347	35	35	249	249								4,4	INGV RCMT Catalogue
3575272540	36	27	35,5	27,5			10	66	349	113	55	89	56	116								8,5	Sorensen et al., 2012
3575272540	36	27	35,5	27,5			17	17	353	353	38	38	280	280								5,2	INGV RCMT Catalogue
3575272540	36	27	35,5	27,5			34	34	357	357	48	48	189	189	262	262	84	84	319	319		6,4	ISC MT Catalogue
3575272540	36	27	35,5	27,5																		7,1	Compiled Historical Catalogue
3575272540	36	27	35,5	27,5																		6,6	Koravos et al., 2003
3575272540	36	27	35,5	27,5																		6,8	Papaioannou and Papazachos, 2000
3575272540	36	27	35,5	27,5																		7	Papaioannou and Papazachos, 2000
3575277540	36	27,5	35,5	28			33	33	10	10	24	24	318	318	139	139	74	74	252	252			ISC MT Catalogue
3575277540	36	27,5	35,5	28			10	66	12	66	39	81	148	210								8,5	Sorensen et al., 2012
3575277540	36	27,5	35,5	28			33	33	43	43	59	59	339	339								5	INGV RCMT Catalogue
3575277540	36	27,5	35,5	28			18	18	43	43	83	83	193	193								4	Kalafat MT Catalogue
3575277540	36	27,5	35,5	28			20,8	20,8	66	66	85	85	4	4	336	336	86	86	175	175		5,7	ISC MT Catalogue
3575277540	36	27,5	35,5	28			16,6	16,6	166	166	22	22	287	287	328	328	69	69	263	263		5,2	ISC MT Catalogue
3575277540	36	27,5	35,5	28			15	15	174	174	50	50	264	264	4	4	40	40	277	277		5,2	ISC MT Catalogue
3575277540	36	27,5	35,5	28					184	184	47	47	262	262									Moratto et al., 2007
3575277540	36	27,5	28	35,5			0	0	185	185	49	49	339	339	289	289	74	74	223	223		5	EMMA
3575277540	36	27,5	35,5	28			10	66	248	122	36	80	333	327								8,5	Sorensen et al., 2012
3575277540	36	27,5	35,5	28			10	66	253	177	51	79	70	104								8,5	Sorensen et al., 2012
3575277540	36	27,5	35,5	28					290	290	27	27	97	97									Papazachos, 1996
3575277540	36	27,5	35,5	28			18	18	339	339	54	54	278	278	146	146	37	37	260	260		4,8	ISC MT Catalogue
3575277540	36	27,5	35,5	28			10	66	341	37	43	69	256	302								8,5	Sorensen et al., 2012
3575277540	36	27,5	35,5	28			10	10	349	349	45	45	284	284								4,8	INGV RCMT Catalogue
3575277540	36	27,5	35,5	28			10	66	349	113	55	89	56	116								8,5	Sorensen et al., 2012
3575277540	36	27,5	35,5	28			35	35	356	356	47	47	187	187								6,4	Kalafat MT Catalogue
3575277540	36	27,5	35,5	28																			Compiled Historical Catalogue
3575277540	36	27,5	35,5	28																		7	Papaioannou and Papazachos, 2000
3575282540	36	28	35,5	28,5			10	66	12	66	39	81	148	210								8,5	Sorensen et al., 2012
3575282540	36	28	35,5	28,5					184	184	47	47	262	262									Moratto et al., 2007
3575282540	36	28	35,5	28,5					230	230	80	80	319	319									Mitsakaki et al., 2013
3575282540	36	28	35,5	28,5			10	66	248	122	36	80	333	327								8,5	Sorensen et al., 2012
3575282540	36	28	35,5	28,5			10	66	253	177	51	79	70	104								8,5	Sorensen et al., 2012
3575282540	36	28	35,5	28,5			10	66	341	37	43	69	256	302								8,5	Sorensen et al., 2012
3575282540	36	28	35,5	28,5			10	66	349	113	55	89	56	116								8,5	Sorensen et al., 2012
3575282540	36	28	35,5	28,5			36,6	36,6	351	351	65	65	195	195	255	255	76	76	334	334		6,2	ISC MT Catalogue
3575282540	36	28	35,5	28,5																		7,2	Compiled Historical Catalogue
3575282540	36	28	35,5	28,5																			Compiled Historical Catalogue
3575282540	36	28	35,5	28,5																		7,1	Compiled Historical Catalogue
3575282540	36	28	35,5	28,5																		7,1	Compiled Historical Catalogue
3575282540	36	28	35,5	28,5																		7	Papaioannou and Papazachos, 2000
3575282540	36	28	35,5	28,5																		6,8	Papaioannou and Papazachos, 2000
3575287540	36	28,5	29	35,5			0	0	70	70	73	73	17	17	334	334	73	73	163	163		6,8	EMMA
3575287540	36	28,5	29	35,5			0	0	71	71	74	74	18	18	336	336	73	73	163	163		6,8	EMMA
3575287540	36	28,5	29	35,5			0	0	217	217	83	83	317	317	313	313	47	47	190	190		6,8	EMMA
3575287540	36	28,5	29	35,5			0	0	225	225	75	75	201	201	127	127	70	70	344	344		6,8	EMMA
3575287540	36	28,5	35,5	29	190	90	7,5	97,5	235	300	20	20	90	90								8,4	Mitsoudis et al., 2012
3575287540	36	28,5	35,5	29					294	294	27	27	99	99									Moratto et al., 2007
3575287540	36	28,5	35,5	29					303	303	25	25	90	90									Moratto et al., 2007
3575287540	36	28,5	29	35,5			0	0	318	318	20	20	221	221	192	192	77	77	286	286		6,8	EMMA
3575287540	36	28,5	35,5	29			33	33	342	342	73	73	177	177								5,3	Dziewonski et al., 1981
3575287540	36	28,5	29	35,5			0	0	346	346	76	76	153	153	83	83	64	64	16	16		6,8	EMMA
3575287540	36	28,5	35,5	29																		7,2	Compiled Historical Catalogue
3575287540	36	28,5	35,5	29																		7,8	Papaioannou and Papazachos, 2000
3575287540	36	28,5	35,5	29																		6,8	Papaioannou and Papazachos, 2000
3575292540	36	29	35,5	29,5			31	31	192	192	25	25	317	317								4,2	INGV RCMT Catalogue
3575292540	36	29	35,5	29,5	190	90	7,5	97,5	235	300	20	20	90	90								8,4	Mitsoudis et al., 2012
3575292540	36	29	35,5	29,5					294	294	27	27	99	99									Moratto et al., 2007
3575292540	36	29	35,5	29,5			27	27	340	340	61	61	248	248	201	201	36	36	305	305		4,5	ISC MT Catalogue
3575292540	36	29	35,5	29,5																		7,8	Papaioannou and Papazachos, 2000
3575292540	36	29	35,5	29,5									90	90									Papazachos et al., 1999
3575297540	36	29,5	35,5	30			18	18	36	36	30	30	79	79								4,1	Kalafat MT Catalogue
3575297540	36	29,5	35,5	30			32	32	104	104	8	8	288	288	266	266	82	82	267	267		5,8	ISC MT Catalogue
3575297540	36	29,5	35,5	30			32	32	104	104	8	8	288	288								5,3	Dziewonski et al., 1981
3575297540	36	29,5	35,5	30			30	30	116	116	83	83	167	167	208	208	77	77	7	7		5,2	ISC MT Catalogue
3575297540	36	29,5	35,5	30			16	16	132	132	89	89	42	42								4,5	Kalafat MT Catalogue
3575297540	36	29,5	35,5	30			6	6	154	154	81	81	213	213								5,4	Kalafat MT Catalogue

Table B.1. Compiled moment tensor database for each analysis bin in 0-40 km depth.

3575297540	36	29,5	35,5	30			20	20	207	207	39	39	326	326								5,1	INGV RCMT Catalogue
3575297540	36	29,5	35,5	30			10	10	207	207	62	62	352	352	300	300	83	83	208	208		5,7	ISC MT Catalogue
3575297540	36	29,5	35,5	30			30	30	216	216	40	40	347	347								6,2	INGV RCMT Catalogue
3575297540	36	29,5	35,5	30			21,8	21,8	219	219	40	40	343	343	322	322	79	79	231	231		5,3	ISC MT Catalogue
3575297540	36	29,5	35,5	30			24	24	224	224	38	38	350	350	322	322	84	84	232	232		5,8	ISC MT Catalogue
3575297540	36	29,5	35,5	30					294	294	27	27	99	99									Moratto et al., 2007
3575297540	36	29,5	35,5	30			30	30	319	319	81	81	216	216	222	222	54	54	349	349		5,4	ISC MT Catalogue
3575297540	36	29,5	35,5	30			24	24	320	320	84	84	214	214	226	226	56	56	353	353		5,8	ISC MT Catalogue
3575297540	36	29,5	35,5	30			22	22	322	322	79	79	231	231								5,3	Kalafat MT Catalogue
3575297540	36	29,5	35,5	30			24	24	322	322	84	84	232	232								5,8	Kalafat MT Catalogue
3575297540	36	29,5	35,5	30			24	24	342	342	87	87	7	7								5,3	Kalafat MT Catalogue
3575297540	36	29,5	35,5	30																		7,8	Papaioannou and Papazachos, 2000
3575297540	36	29,5	35,5	30									90	90									Papazachos et al., 1999
3575302540	36	30	35,5	30,5			0	0	145	145	50	50	60	60								4,6	Salamon et al., 2003
3575302540	36	30	35,5	30,5			15	15	266	266	82	82	267	267								5,9	Kalafat MT Catalogue
3575307540	36	30,5	35,5	31			0	0	5	5	65	65	130	130								4,9	Salamon et al., 2003
3575307540	36	30,5	35,5	31			0	0	30	30	70	70	170	170								5	Salamon et al., 2003
3575307540	36	30,5	35,5	31			12	12	104	104	88	88	70	70	10	10	20	20	175	175		4,8	ISC MT Catalogue
3575307540	36	30,5	35,5	31			0	0	145	145	15	15	300	300								4,5	Salamon et al., 2003
3575307540	36	30,5	35,5	31			0	0	165	165	70	70	50	50								4,4	Salamon et al., 2003
3575307540	36	30,5	35,5	31			0	0	185	185	60	60	10	10								4,9	Salamon et al., 2003
3575312540	36	31	35,5	31,5			27,6	27,6	46	46	16	16	176	176	141	141	89	89	74	74		5,1	ISC MT Catalogue
3575312540	36	31	35,5	31,5			0	0	50	50	75	75	150	150								4,8	Salamon et al., 2003
3575312540	36	31	35,5	31,5			0	0	80	80	20	20	250	250								4,6	Salamon et al., 2003
3575312540	36	31	35,5	31,5			28	28	141	141	89	89	74	74								5,1	Kalafat MT Catalogue
3575317540	36	31,5	35,5	32			15	15	138	138	90	90	81	81	46	46	9	9	177	177		5,2	ISC MT Catalogue
3575322540	36	32	35,5	32,5		29	3	3	317	317	40	40	100	100									Basili et al., 2013
3575322540	36	32	35,5	32,5		29	3	3	317	317	40	40	100	100									Basili et al., 2013
3575322540	36	32	35,5	32,5		29	6	6	317	317	40	40	100	100									Basili et al., 2013
3575322540	36	32	35,5	32,5		29	3	3	317	317	40	40	100	100									Basili et al., 2013
3575322540	36	32	35,5	32,5		29	6	6	317	317	40	40	100	100									Basili et al., 2013
3575322540	36	32	35,5	32,5		29	3	3	317	317	40	40	100	100									Basili et al., 2013
3575322540	36	32	35,5	32,5		29	9	9	317	317	40	40	100	100									Basili et al., 2013
3575322540	36	32	35,5	32,5		29	6	6	317	317	40	40	100	100									Basili et al., 2013
3575322540	36	32	35,5	32,5		29	9	9	317	317	40	40	100	100									Basili et al., 2013
3575322540	36	32	35,5	32,5		29	3	3	317	317	40	40	100	100									Basili et al., 2013
3575322540	36	32	35,5	32,5		29	6	6	317	317	40	40	100	100									Basili et al., 2013
3575322540	36	32	35,5	32,5		29	9	9	317	317	40	40	100	100									Basili et al., 2013
3575322540	36	32	35,5	32,5		29	3	3	317	317	40	40	100	100									Basili et al., 2013
3575322540	36	32	35,5	32,5		29	12	12	317	317	40	40	100	100									Basili et al., 2013
3575322540	36	32	35,5	32,5		29	6	6	317	317	40	40	100	100									Basili et al., 2013
3575322540	36	32	35,5	32,5		29	3	3	317	317	40	40	100	100									Basili et al., 2013
3575322540	36	32	35,5	32,5		29	9	9	317	317	40	40	100	100									Basili et al., 2013
3575322540	36	32	35,5	32,5		29	12	12	317	317	40	40	100	100									Basili et al., 2013
3575322540	36	32	35,5	32,5		29	6	6	317	317	40	40	100	100									Basili et al., 2013
3575322540	36	32	35,5	32,5		29	16	16	317	317	40	40	100	100									Basili et al., 2013
3575322540	36	32	35,5	32,5		29	9	9	317	317	40	40	100	100									Basili et al., 2013
3575322540	36	32	35,5	32,5		29	12	12	317	317	40	40	100	100									Basili et al., 2013
3575322540	36	32	35,5	32,5		29	16	16	317	317	40	40	100	100									Basili et al., 2013
3575322540	36	32	35,5	32,5		29	12	12	317	317	40	40	100	100									Basili et al., 2013
3575322540	36	32	35,5	32,5		29	16	16	318	318	40	40	100	100									Basili et al., 2013
3575322540	36	32	35,5	32,5		29	19	19	318	318	40	40	100	100									Basili et al., 2013
3575322540	36	32	35,5	32,5		29	19	19	318	318	40	40	100	100									Basili et al., 2013
3575327540	36	32,5	35,5	33		18,5	6	6	25	25	67	67	145	145								7,4	Basili et al., 2013
3575327540	36	32,5	35,5	33		18,5	10	10	25	25	67	67	145	145								7,4	Basili et al., 2013
3575327540	36	32,5	35,5	33		18,5	6	6	25	25	67	67	145	145								7,4	Basili et al., 2013
3575327540	36	32,5	35,5	33		18,5	15	15	25	25	67	67	145	145								7,4	Basili et al., 2013
3575327540	36	32,5	35,5	33		18,5	10	10	25	25	67	67	145	145								7,4	Basili et al., 2013
3575327540	36	32,5	35,5	33		18,5	20	20	25	25	67	67	145	145								7,4	Basili et al., 2013
3575327540	36	32,5	35,5	33		18,5	6	6	31	31	67	67	145	145								7,4	Basili et al., 2013
3575327540	36	32,5	35,5	33		18,5	10	10	31	31	67	67	145	145								7,4	Basili et al., 2013
3575327540	36	32,5	35,5	33		18,5	15	15	31	31	67	67	145	145								7,4	Basili et al., 2013
3575327540	36	32,5	35,5	33		18,5	20	20	31	31	67	67	145	145								7,4	Basili et al., 2013
3575327540	36	32,5	35,5	33		18,5	6	6	34	34	67	67	145	145								7,4	Basili et al., 2013
3575327540	36	32,5	35,5	33		18,5	10	10	34	34	67	67	145	145								7,4	Basili et al., 2013
3575327540	36	32,5	35,5	33		18,5	6	6	34	34	67	67	145	145								7,4	Basili et al., 2013
3575327540	36	32,5	35,5	33		18,5	15	15	35	35	67	67	145	145								7,4	Basili et al., 2013
3575327540	36	32,5	35,5	33		18,5	10	10	35	35	67	67	145	145								7,4	Basili et al., 2013
3575327540	36	32,5	35,5	33		18,5	6	6	35	35	67	67	145	145								7,4	Basili et al., 2013
3575327540	36	32,5	35,5	33		18,5	20	20	35	35	67	67	145	145								7,4	Basili et al., 2013
3575327540	36	32,5	35,5	33		18,5	15	15	35	35	67	67	145	145								7,4	Basili et al., 2013
3575327540	36	32,5	35,5	33		18,5	10	10	35	35	67	67	145	145								7,4	Basili et al., 2013
3575327540	36	32,5	35,5	33		18,5	20	20	35	35	67	67	145	145								7,4	Basili et al., 2013
3575327540	36	32,5	35,5	33		18,5	15	15	35	35	67	67	145	145								7,4	Basili et al., 2013
3575327540	36	32,5	35,5	33		18,5	20	20	35	35	67	67	145	145								7,4	Basili et al., 2013
3575327540	36	32,5	35,5	33		29	12	12	317	317	40	40	100	100									Basili et al., 2013
3575327540	36	32,5	35,5	33		29	16	16	317	317	40	40	100	100									Basili et al., 2013
3575327540	36	32,5	35,5	33		29	19	19	317	317	40	40	100	100									Basili et al., 2013
3575327540	36	32,5	35,5	33		29	19	19	317	317	40	40	100	100									Basili et al., 2013
3575327540	36	32,5	35,5	33		29	22	22	318	318	40	40	100	100									Basili et al., 2013
3575327540	36	32,5	35,5	33		29	22	22	318	318	40	40	100	100									Basili et al., 2013
3575327540	36	32,5	35,5	33		29	25	25	318	318	40	40	100	100									Basili et al., 2013
3575327540	36	32,5	35,5	33		29	22	22	318	318	40	40	100	100									Basili et al., 2013
3575327540	36	32,5	35,5	33		29	25	25	318	318	40	40	100	100									Basili et al., 2013
3575327540	36	32,5	35,5	33		29	28	28	318	318	40	40	100	100									Basili et al., 2013
3575327540	36	32,5	35,5	33		29	28	28	318	318	40	40	100	100									Basili et al., 2013
3575332540	36	33	35,5	33,5		21,5	20	20	323	323	38	38	98	98								6,2	Basili et al., 2013
3575332540	36	33	35,5	33,5		21,5	23	23	323	323	38	38	98	98								6,2	Basili et al., 2013
3575332540	36	33	35,5	33,5		21,5	23	23	323	323	38	38	98	98								6,2	Basili et al., 2013
3575342540	36	34	35,5	34,5		22,5	23	23	236	236	52	52	70	70								6,2	Basili et al., 2013
3575342540	36	34	35,5	34,5		22,5	23	23	236	236	52	52	70	70								6,2	Basili et al., 2013
3575342540	36	34	35,5	34,5		22,5	19	19	236	236	52	52	70	70								6,2	Basili et al., 2013
3575342540	36	34	35,5	34,5		22,5	23	23	236	236	52	52	70	70								6,2	Basili et al., 2013
3575342540	36	34	35,5	34,5		22,5	19	19	236	236	52	52	70	70								6,2	Basili et al., 2013

Table B.1. Compiled moment tensor database for each analysis bin in 0-40 km depth.

3575342540	36	34	35,5	34,5		22,5	15	15	236	236	52	52	70	70								6,2	Basili et al., 2013
3575347540	36	34,5	35,5	35		23	23	23	213	213	60	60	35	35								6,2	Basili et al., 2013
3575347540	36	34,5	35,5	35		23	23	23	213	213	60	60	35	35								6,2	Basili et al., 2013
3575347540	36	34,5	35,5	35		23	18	18	213	213	60	60	35	35								6,2	Basili et al., 2013
3575347540	36	34,5	35,5	35		23	14	14	213	213	60	60	35	35								6,2	Basili et al., 2013
3575347540	36	34,5	35,5	35		23	18	18	213	213	60	60	35	35								6,2	Basili et al., 2013
3575347540	36	34,5	35,5	35		23	14	14	213	213	60	60	35	35								6,2	Basili et al., 2013
3575347540	36	34,5	35,5	35		23	9	9	213	213	60	60	35	35								6,2	Basili et al., 2013
3575347540	36	34,5	35,5	35		23	14	14	213	213	60	60	35	35								6,2	Basili et al., 2013
3575347540	36	34,5	35,5	35		23	9	9	213	213	60	60	35	35								6,2	Basili et al., 2013
3575347540	36	34,5	35,5	35		23	4	4	213	213	60	60	35	35								6,2	Basili et al., 2013
3575347540	36	34,5	35,5	35		23	9	9	213	213	60	60	35	35								6,2	Basili et al., 2013
3575347540	36	34,5	35,5	35		23	4	4	213	213	60	60	35	35								6,2	Basili et al., 2013
3575347540	36	34,5	35,5	35		23	4	4	213	213	60	60	35	35								6,2	Basili et al., 2013
3575347540	36	34,5	35,5	35		22,5	23	23	220	220	54	54	70	70								6,2	Basili et al., 2013
3575347540	36	34,5	35,5	35		22,5	23	23	220	220	54	54	70	70								6,2	Basili et al., 2013
3575347540	36	34,5	35,5	35		22,5	19	19	220	220	54	54	70	70								6,2	Basili et al., 2013
3575347540	36	34,5	35,5	35		22,5	23	23	220	220	54	54	70	70								6,2	Basili et al., 2013
3575347540	36	34,5	35,5	35		22,5	19	19	220	220	54	54	70	70								6,2	Basili et al., 2013
3575347540	36	34,5	35,5	35		22,5	15	15	220	220	54	54	70	70								6,2	Basili et al., 2013
3575347540	36	34,5	35,5	35		22,5	23	23	220	220	54	54	70	70								6,2	Basili et al., 2013
3575347540	36	34,5	35,5	35		22,5	19	19	220	220	54	54	70	70								6,2	Basili et al., 2013
3575347540	36	34,5	35,5	35		22,5	15	15	220	220	54	54	70	70								6,2	Basili et al., 2013
3575347540	36	34,5	35,5	35		22,5	11	11	220	220	54	54	70	70								6,2	Basili et al., 2013
3575347540	36	34,5	35,5	35		22,5	23	23	220	220	54	54	70	70								6,2	Basili et al., 2013
3575347540	36	34,5	35,5	35		22,5	19	19	220	220	54	54	70	70								6,2	Basili et al., 2013
3575347540	36	34,5	35,5	35		22,5	15	15	220	220	54	54	70	70								6,2	Basili et al., 2013
3575347540	36	34,5	35,5	35		22,5	11	11	220	220	54	54	70	70								6,2	Basili et al., 2013
3575347540	36	34,5	35,5	35		22,5	8	8	220	220	54	54	70	70								6,2	Basili et al., 2013
3575347540	36	34,5	35,5	35		22,5	19	19	220	220	54	54	70	70								6,2	Basili et al., 2013
3575347540	36	34,5	35,5	35		22,5	15	15	220	220	54	54	70	70								6,2	Basili et al., 2013
3575347540	36	34,5	35,5	35		22,5	11	11	220	220	54	54	70	70								6,2	Basili et al., 2013
3575347540	36	34,5	35,5	35		22,5	8	8	220	220	54	54	70	70								6,2	Basili et al., 2013
3575347540	36	34,5	35,5	35		22,5	4	4	220	220	54	54	70	70								6,2	Basili et al., 2013
3575347540	36	34,5	35,5	35		22,5	15	15	220	220	54	54	70	70								6,2	Basili et al., 2013
3575347540	36	34,5	35,5	35		22,5	11	11	220	220	54	54	70	70								6,2	Basili et al., 2013
3575347540	36	34,5	35,5	35		22,5	8	8	220	220	54	54	70	70								6,2	Basili et al., 2013
3575347540	36	34,5	35,5	35		22,5	4	4	220	220	54	54	70	70								6,2	Basili et al., 2013
3575347540	36	34,5	35,5	35		22,5	11	11	220	220	54	54	70	70								6,2	Basili et al., 2013
3575347540	36	34,5	35,5	35		22,5	8	8	220	220	54	54	70	70								6,2	Basili et al., 2013
3575347540	36	34,5	35,5	35		22,5	4	4	220	220	54	54	70	70								6,2	Basili et al., 2013
3575347540	36	34,5	35,5	35		22,5	8	8	220	220	54	54	70	70								6,2	Basili et al., 2013
3575347540	36	34,5	35,5	35		22,5	4	4	220	220	54	54	70	70								6,2	Basili et al., 2013
3575347540	36	34,5	35,5	35		22,5	4	4	220	220	54	54	70	70								6,2	Basili et al., 2013
3575347540	36	34,5	35,5	35		22,5	8	8	220	220	54	54	70	70								6,2	Basili et al., 2013
3575347540	36	34,5	35,5	35		22,5	4	4	220	220	54	54	70	70								6,2	Basili et al., 2013
3575347540	36	34,5	35,5	35		22,5	4	4	220	220	54	54	70	70								6,2	Basili et al., 2013
3575347540	36	34,5	35,5	35		22,5	23	23	232	232	52	52	70	70								6,2	Basili et al., 2013
3575347540	36	34,5	35,5	35		22,5	19	19	232	232	52	52	70	70								6,2	Basili et al., 2013
3575347540	36	34,5	35,5	35		22,5	15	15	232	232	52	52	70	70								6,2	Basili et al., 2013
3575347540	36	34,5	35,5	35		22,5	11	11	232	232	52	52	70	70								6,2	Basili et al., 2013
3575347540	36	34,5	35,5	35		22,5	8	8	232	232	52	52	70	70								6,2	Basili et al., 2013
3575347540	36	34,5	35,5	35		22,5	4	4	232	232	52	52	70	70								6,2	Basili et al., 2013
3575347540	36	34,5	35,5	35		22,5	23	23	234	234	52	52	70	70								6,2	Basili et al., 2013
3575347540	36	34,5	35,5	35		22,5	23	23	234	234	52	52	70	70								6,2	Basili et al., 2013
3575347540	36	34,5	35,5	35		22,5	19	19	234	234	52	52	70	70								6,2	Basili et al., 2013
3575347540	36	34,5	35,5	35		22,5	19	19	234	234	52	52	70	70								6,2	Basili et al., 2013
3575347540	36	34,5	35,5	35		22,5	15	15	234	234	52	52	70	70								6,2	Basili et al., 2013
3575347540	36	34,5	35,5	35		22,5	15	15	234	234	52	52	70	70								6,2	Basili et al., 2013
3575347540	36	34,5	35,5	35		22,5	11	11	234	234	52	52	70	70								6,2	Basili et al., 2013
3575347540	36	34,5	35,5	35		22,5	11	11	234	234	52	52	70	70								6,2	Basili et al., 2013
3575347540	36	34,5	35,5	35		22,5	8	8	234	234	52	52	70	70								6,2	Basili et al., 2013
3575347540	36	34,5	35,5	35		22,5	8	8	234	234	52	52	70	70								6,2	Basili et al., 2013
3575347540	36	34,5	35,5	35		22,5	4	4	234	234	52	52	70	70								6,2	Basili et al., 2013
3575347540	36	34,5	35,5	35		22,5	4	4	234	234	52	52	70	70								6,2	Basili et al., 2013
3575347540	36	34,5	35,5	35		22,5	23	23	234	234	52	52	70	70								6,2	Basili et al., 2013
3575347540	36	34,5	35,5	35		22,5	19	19	234	234	52	52	70	70								6,2	Basili et al., 2013
3575347540	36	34,5	35,5	35		22,5	15	15	234	234	52	52	70	70								6,2	Basili et al., 2013
3575347540	36	34,5	35,5	35		22,5	11	11	234	234	52	52	70	70								6,2	Basili et al., 2013
3575347540	36	34,5	35,5	35		22,5	8	8	234	234	52	52	70	70								6,2	Basili et al., 2013
3575347540	36	34,5	35,5	35		22,5	23	23	236	236	52	52	70	70								6,2	Basili et al., 2013
3575347540	36	34,5	35,5	35		22,5	19	19	236	236	52	52	70	70								6,2	Basili et al., 2013
3575347540	36	34,5	35,5	35		22,5	15	15	236	236	52	52	70	70								6,2	Basili et al., 2013
3575347540	36	34,5	35,5	35		22,5	11	11	236	236	52	52	70	70								6,2	Basili et al., 2013
3575352540	36	35	35,5	35,5			0	0	163	163	77	77	255	255								4,7	Salamon et al., 2003
3575357540	36	35,5	35,5	36			39	39	196	196	58	58	256	256								4,2	Kalafat MT Catalogue
3575357540	36	35,5	35,5	36		22,5	23	23	214	214	54	54	60	60								6,3	Basili et al., 2013
3575357540	36	35,5	35,5	36		22,5	23	23	214	214	54	54	60	60								6,3	Basili et al., 2013
3575357540	36	35,5	35,5	36		22,5	19	19	214	214	54	54	60	60								6,3	Basili et al., 2013
3575357540	36	35,5	35,5	36		22,5	23	23	214	214	54	54	60	60								6,3	Basili et al., 2013
3575357540	36	35,5	35,5	36		22,5	19	19	214	214	54	54	60	60								6,3	Basili et al., 2013
3575357540	36	35,5	35,5	36		22,5	23	23	214	214	54	54	60	60								6,3	Basili et al., 2013
3575357540	36	35,5	35,5	36		22,5	19	19	214	214	54	54	60	60								6,3	Basili et al., 2013
3575357540	36	35,5	35,5	36		22,5	16	16	214	214	54	54	60	60								6,3	Basili et al., 2013
3575357540	36	35,5	35,5	36		22,5	23	23	214	214	54	54	60	60								6,3	Basili et al., 2013
3575357540	36	35,5	35,5	36		22,5	19	19	214	214	54	54	60	60								6,3	Basili et al., 2013
3575357540	36	35,5	35,5	36		22,5	16	16	214	214	54	54	60	60								6,3	Basili et al., 2013
3575357540	36	35,5	35,5	36		22,5	12	12	214	214	54	54	60	60								6,3	Basili et al., 2013
3575357540	36	35,5	35,5	36		22,5	23	23	214	214	54	54	60	60								6,3	Basili et al., 2013
3575357540	36	35,5	35,5	36		22,5	19	19	214	214	54	54	60	60								6,3	Basili et al., 2013
3575357540	36	35,5	35,5	36		22,5	16	16	214	214	54	54	60	60								6,3	Basili et al., 2013
3575357540	36	35,5	35,5	36		22,5	12	12	214	214	54	54	60	60								6,3	Basili et al., 2013
3575357540	36	35,5	35,5	36		22,5	23	23	215	215	54	54	60	60								6,3	Basili et al., 2013
3575357540	36	35,5	35,5	36		22,5	19	19	215	215	54	54	60	60								6,3	Basili et al., 2013
3575357540	36	35,5	35,5	36		22,5	16	16	215	215	54	54	60	60								6,3	Basili et al., 2013
3575357540	36	35,5	35,5	36		22,5	12	12	215	215	54	54	60	60								6,3	Basili et al., 2013
3575357540	36	35,5	35,5	36		22,5	8	8	215	215	54	54	60	60								6,3	Basili et al., 2013

Table B.1. Compiled moment tensor database for each analysis bin in 0-40 km depth.

3575357540	36	35,5	35,5	36		22,5	23	23	215	215	54	54	60	60								6,3	Basili et al., 2013
3575357540	36	35,5	35,5	36		22,5	19	19	215	215	54	54	60	60								6,3	Basili et al., 2013
3575357540	36	35,5	35,5	36		22,5	16	16	215	215	54	54	60	60								6,3	Basili et al., 2013
3575357540	36	35,5	35,5	36		22,5	12	12	215	215	54	54	60	60								6,3	Basili et al., 2013
3575357540	36	35,5	35,5	36		22,5	8	8	215	215	54	54	60	60								6,3	Basili et al., 2013
3575357540	36	35,5	35,5	36		22,5	4	4	215	215	54	54	60	60								6,3	Basili et al., 2013
3575357540	36	35,5	35,5	36		22,5	23	23	215	215	54	54	60	60								6,3	Basili et al., 2013
3575357540	36	35,5	35,5	36		22,5	19	19	215	215	54	54	60	60								6,3	Basili et al., 2013
3575357540	36	35,5	35,5	36		22,5	16	16	215	215	54	54	60	60								6,3	Basili et al., 2013
3575357540	36	35,5	35,5	36		22,5	12	12	215	215	54	54	60	60								6,3	Basili et al., 2013
3575357540	36	35,5	35,5	36		22,5	8	8	215	215	54	54	60	60								6,3	Basili et al., 2013
3575357540	36	35,5	35,5	36		22,5	4	4	215	215	54	54	60	60								6,3	Basili et al., 2013
3575357540	36	35,5	35,5	36		22,5	19	19	215	215	54	54	60	60								6,3	Basili et al., 2013
3575357540	36	35,5	35,5	36		22,5	16	16	215	215	54	54	60	60								6,3	Basili et al., 2013
3575357540	36	35,5	35,5	36		22,5	12	12	215	215	54	54	60	60								6,3	Basili et al., 2013
3575357540	36	35,5	35,5	36		22,5	8	8	215	215	54	54	60	60								6,3	Basili et al., 2013
3575357540	36	35,5	35,5	36		22,5	4	4	215	215	54	54	60	60								6,3	Basili et al., 2013
3575357540	36	35,5	35,5	36		22,5	16	16	215	215	54	54	60	60								6,3	Basili et al., 2013
3575357540	36	35,5	35,5	36		22,5	12	12	215	215	54	54	60	60								6,3	Basili et al., 2013
3575357540	36	35,5	35,5	36		22,5	8	8	215	215	54	54	60	60								6,3	Basili et al., 2013
3575357540	36	35,5	35,5	36		22,5	4	4	215	215	54	54	60	60								6,3	Basili et al., 2013
3575357540	36	35,5	35,5	36		22,5	12	12	215	215	54	54	60	60								6,3	Basili et al., 2013
3575357540	36	35,5	35,5	36		22,5	8	8	215	215	54	54	60	60								6,3	Basili et al., 2013
3575357540	36	35,5	35,5	36		22,5	4	4	215	215	54	54	60	60								6,3	Basili et al., 2013
3575357540	36	35,5	35,5	36		22,5	23	23	215	215	54	54	60	60								6,3	Basili et al., 2013
3575357540	36	35,5	35,5	36		22,5	19	19	215	215	54	54	60	60								6,3	Basili et al., 2013
3575357540	36	35,5	35,5	36		22,5	16	16	215	215	54	54	60	60								6,3	Basili et al., 2013
3575357540	36	35,5	35,5	36		18	5	5	221	221	40	40	309,5	309,5									Basili et al., 2013
3575357540	36	35,5	35,5	36		18	2	2	221	221	40	40	309,5	309,5									Basili et al., 2013
3575357540	36	35,5	35,5	36		18	2	2	222	222	40	40	309,5	309,5									Basili et al., 2013
3575357540	36	35,5	35,5	36		22,5	23	23	224	224	52	52	60	60								6,3	Basili et al., 2013
3575357540	36	35,5	35,5	36			3	19	328	126	50	62	279	13								8	Sorensen et al., 2012
3575357540	36	35,5	35,5	36																		7,2	Compiled Historical Catalogue
3525222540	35,5	22	35	22,5			3	20	10	40	50	80	150	170								8,5	Sorensen et al., 2012
3525222540	35,5	22	35	22,5			5	70	250	320	30	40	50	100								8,5	Sorensen et al., 2012
3525222540	35,5	22	35	22,5			38,5	38,5	269	269	36	36	71	71	112	112	56	56	103	103		5,3	ISC MT Catalogue
3525222540	35,5	22	35	22,5					320	320	32	32	106	106									Moratto et al., 2007
3525222540	35,5	22	35	22,5																		6,3	Papaioannou and Papazachos, 2000
3525227540	35,5	22,5	23	35			0	0	0	0	0	0	162	162	108	108	90	90	90	90		6,1	EMMA
3525227540	35,5	22,5	35	23			3	20	10	40	50	80	150	170								8,5	Sorensen et al., 2012
3525227540	35,5	22,5	35	23			33	33	108	108	90	90	90	90								6,2	Bohnhoff et al., 2005
3525227540	35,5	22,5	23	35			0	0	196	196	66	66	44	44	85	85	50	50	148	148		6,2	EMMA
3525227540	35,5	22,5	35	23			20,2	20,2	237	237	43	43	64	64	91	91	52	52	112	112		4,9	ISC MT Catalogue
3525227540	35,5	22,5	35	23			5	70	250	320	30	40	50	100								8,5	Sorensen et al., 2012
3525227540	35,5	22,5	35	23			30	30	264	264	72	72	341	341								4,3	ETHZ Moment Tensor Catalogue
3525227540	35,5	22,5	35	23					312	312	19	19	96	96									Papazachos, 1996
3525227540	35,5	22,5	35	23	233	38	1	39	312	312	20	20	90	90								8,3	Tinti et al., 2005
3525227540	35,5	22,5	35	23					320	320	32	32	106	106									Moratto et al., 2007
3525227540	35,5	22,5	35	23			15	15	338	338	28	28	106	106	141	141	63	63	82	82		5,3	ISC MT Catalogue
3525227540	35,5	22,5	35	23																		8,5	Compiled Historical Catalogue
3525227540	35,5	22,5	35	23																		6,3	Papaioannou and Papazachos, 2000
3525227540	35,5	22,5	35	23									90	90									Papazachos et al., 1999
3525232540	35,5	23	35	23,5			3	20	10	40	50	80	150	170								8,5	Sorensen et al., 2012
3525232540	35,5	23	23,5	35			20	20	40	40	49	49	249	249	250	250	44	44	293	293		3,4	EMMA
3525232540	35,5	23	35	23,5			20	20	40	40	49	49	249	249								3,5	Hatzfeld et al., 1993
3525232540	35,5	23	23,5	35			29	29	60	60	60	60	268	268	245	245	30	30	274	274		3,4	EMMA
3525232540	35,5	23	35	23,5			29	29	60	60	60	60	268	268								3,5	Hatzfeld et al., 1993
3525232540	35,5	23	23,5	35			21	21	70	70	40	40	270	270	250	250	50	50	270	270		3,4	EMMA
3525232540	35,5	23	35	23,5			21	21	70	70	40	40	270	270								3,5	Hatzfeld et al., 1993
3525232540	35,5	23	23,5	35			33	33	74	74	28	28	100	100	243	243	62	62	85	85		6	EMMA
3525232540	35,5	23	35	23,5			33	33	74	74	28	28	100	100	243	243	62	62	85	85		5,8	ISC MT Catalogue
3525232540	35,5	23	35	23,5			33	33	74	74	28	28	100	100								5,9	Dziewonski et al., 1981
3525232540	35,5	23	35	23,5			27	27	79	79	7	7	232	232								5,8	Dziewonski et al., 1981
3525232540	35,5	23	23,5	35			39	39	110	110	72	72	83	83	312	312	19	19	111	111		5,8	EMMA
3525232540	35,5	23	23,5	35			39	39	110	110	72	72	83	83	312	312	19	19	111	111		6	EMMA
3525232540	35,5	23	35	23,5			38	38	114	114	79	79	96	96								5,5	Taymaz et al., 1990
3525232540	35,5	23	35	23,5			33	33	128	128	77	77	147	147								4,8	Bohnhoff et al., 2005
3525232540	35,5	23	23,5	35			0	0	158	158	76	76	270	270	336	336	14	14	268	268		5,2	EMMA
3525232540	35,5	23	35	23,5			0	0	158	158	76	76	270	270								5,2	Papazachos and Delibasis, 1969
3525232540	35,5	23	23,5	35			4	4	160	160	20	20	282	282	328	328	70	70	266	266		3,4	EMMA
3525232540	35,5	23	35	23,5			3	3	160	160	20	20	282	282								3,5	Hatzfeld et al., 1993
3525232540	35,5	23	35	23,5			24	24	170	170	85	85	250	250								3,2	Bohnhoff et al., 2005
3525232540	35,5	23	23,5	35			0	0	174	174	62	62	308	308	296	296	46	46	222	222		5,5	EMMA
3525232540	35,5	23	35	23,5			0	0	174	174	62	62	308	308								5,6	Papazachos and Delibasis, 1969
3525232540	35,5	23	35	23,5			5	70	250	320	30	40	50	100								8,5	Sorensen et al., 2012
3525232540	35,5	23	35	23,5			33	33	252	252	90	90	180	180								5,1	Dziewonski et al., 1981
3525232540	35,5	23	35	23,5			15	15	252	252	90	90	180	180	342	342	90	90	0	0		5,1	ISC MT Catalogue
3525232540	35,5	23	23,5	35			27	27	270	270	49	49	299	299	49	49	47	47	240	240		3,6	EMMA
3525232540	35,5	23	35	23,5			27	27	270	270	49	49	299	299								3,6	Hatzfeld et al., 1993
3525232540	35,5	23	23,5	35			33	33	276	276	36	36	25	25	165	165	76	76	124	124		6	EMMA
3525232540	35,5	23	35	23,5			32	32	289	289	34	34	67	67								5,2	Dziewonski et al., 1981
3525232540	35,5	23	35	23,5			35	35	300	30	23	23	72	72								5,1	Shaw and Jackson, 2010
3525232540	35,5	23	35	23,5	35	14	0	14	310	310	15	15	90	90								7	Basili et al., 2013
3525232540	35,5	23	35	23,5					310	310	65	65	90	90									Mitsakaki et al., 2013
3525232540	35,5	23	35	23,5					312	312	19	19	96	96									Papazachos, 1996
3525232540	35,5	23	35	23,5	233	38	1	39	312	312	20	20	90	90								8,3	Tinti et al., 2005
3525232540	35,5	23	35	23,5	130	86	5	91	314	314	35	35	90	90							17,5	8,4	Lorito et al., 2008
3525232540	35,5	23	35	23,5					315	315	17	17	99	99									Moratto et al., 2007
3525232540	35,5	23	35	23,5	160	40	0	40	315	315	30	30	90	90								8,4	Papadimitriou and Karakostas, 2008
3525232540	35,5	23	23,5	35			39	39	318	318	24	24	110	110	116	116	67	67	81	81		6,1	EMMA
3525232540	35,5	23	23,5	35			40	40	322	322	16	16	114	114	117	117	75	75	83	83		6,1	EMMA
3525232540	35,5	23	35	23,5			15	15	342	342	90	90	0	0								5,1	Kalafat MT Catalogue
3525232540	35,5	23	35	23,5																		8,5	Compiled Historical Catalogue
3525232540	35,5	23	35	23,5																		7,2	Koravos et al., 2003

Table B.1. Compiled moment tensor database for each analysis bin in 0-40 km depth.

3525232540	35,5	23	35	23,5																	7,1	Papaioannou and Papazachos, 2000
3525232540	35,5	23	35	23,5																	8	Papaioannou and Papazachos, 2000
3525232540	35,5	23	35	23,5									90	90								Papazachos et al., 1999
3525237540	35,5	23,5	35	24			3	20	10	40	50	80	150	170							8,5	Sorensen et al., 2012
3525237540	35,5	23,5	24	35			3	3	42	42	86	86	15	15	311	311	75	75	176	176	1,7	EMMA
3525237540	35,5	23,5	35	24			3	3	42	42	86	86	15	15							1,8	Jost et al., 2002
3525237540	35,5	23,5	35	24					48	48	51	51	150	150								Papazachos, 1996
3525237540	35,5	23,5	24	35			4	4	51	51	87	87	320	320	143	143	50	50	183	183	1,9	EMMA
3525237540	35,5	23,5	35	24			4	4	51	51	87	87	320	320							1,9	Jost et al., 2002
3525237540	35,5	23,5	24	35			15	15	71	71	75	75	300	300	185	185	33	33	209	209	1,6	EMMA
3525237540	35,5	23,5	35	24			14	14	71	71	75	75	300	300							1,6	Jost et al., 2002
3525237540	35,5	23,5	24	35			1	1	80	80	49	49	139	139	199	199	59	59	47	47	2,8	EMMA
3525237540	35,5	23,5	35	24			1	1	80	80	49	49	139	139							2,9	Hatzfeld et al., 1993
3525237540	35,5	23,5	35	24		10,5	3	3	86	86	64	64	265	265							7	Basili et al., 2013
3525237540	35,5	23,5	35	24		10,5	8	8	86	86	64	64	265	265							7	Basili et al., 2013
3525237540	35,5	23,5	24	35			22	22	86	86	48	48	15	15	345	345	79	79	138	138	3,1	EMMA
3525237540	35,5	23,5	35	24			22	22	86	86	48	48	15	15							3,1	Hatzfeld et al., 1993
3525237540	35,5	23,5	35	24		10,5	3	3	88	88	64	64	265	265							7	Basili et al., 2013
3525237540	35,5	23,5	35	24		10,5	8	8	88	88	64	64	265	265							7	Basili et al., 2013
3525237540	35,5	23,5	35	24		10,5	8	8	92	92	63	63	265	265							7	Basili et al., 2013
3525237540	35,5	23,5	35	24		10,5	3	3	92	92	63	63	265	265							7	Basili et al., 2013
3525237540	35,5	23,5	35	24		10,5	8	8	94	94	63	63	265	265							7	Basili et al., 2013
3525237540	35,5	23,5	35	24		10,5	3	3	94	94	63	63	265	265							7	Basili et al., 2013
3525237540	35,5	23,5	35	24		10,5	8	8	95	95	63	63	265	265							7	Basili et al., 2013
3525237540	35,5	23,5	35	24		10,5	3	3	95	95	63	63	265	265							7	Basili et al., 2013
3525237540	35,5	23,5	35	24		10,5	8	8	96	96	63	63	265	265							7	Basili et al., 2013
3525237540	35,5	23,5	35	24		10,5	3	3	96	96	63	63	265	265							7	Basili et al., 2013
3525237540	35,5	23,5	24	35			15	15	99	99	85	85	351	351	190	190	81	81	185	185	1,6	EMMA
3525237540	35,5	23,5	35	24		10,5	8	8	100	100	64	64	265	265							7	Basili et al., 2013
3525237540	35,5	23,5	35	24		10,5	3	3	100	100	64	64	265	265							7	Basili et al., 2013
3525237540	35,5	23,5	35	24		10,5	8	8	101	101	64	64	265	265							7	Basili et al., 2013
3525237540	35,5	23,5	35	24		10,5	3	3	101	101	64	64	265	265							7	Basili et al., 2013
3525237540	35,5	23,5	24	35			13	13	106	106	86	86	90	90	286	286	4	4	90	90	6,3	EMMA
3525237540	35,5	23,5	35	24			14	14	106	106	76	76	7	7							1,6	Jost et al., 2002
3525237540	35,5	23,5	24	35			38	38	112	112	74	74	98	98	265	265	18	18	64	64	6,1	EMMA
3525237540	35,5	23,5	24	35			36	36	112	112	74	74	98	98	265	265	18	18	64	64	6,1	EMMA
3525237540	35,5	23,5	35	24			36	36	112	112	74	74	98	98							6,1	Taymaz et al., 1991
3525237540	35,5	23,5	24	35			37	37	139	139	82	82	90	90	319	319	8	8	90	90	5,9	EMMA
3525237540	35,5	23,5	35	24			11	11	153	153	34	34	269	269							4,8	INGV RCMT Catalogue
3525237540	35,5	23,5	35	24			15	15	156	156	44	44	275	275	330	330	46	46	265	265	4,6	ISC MT Catalogue
3525237540	35,5	23,5	35	24		11	8	8	187	187	67	67	270	270							6,5	Basili et al., 2013
3525237540	35,5	23,5	35	24		11	3	3	187	187	67	67	270	270							6,5	Basili et al., 2013
3525237540	35,5	23,5	35	24		10,5	8	8	192	192	67	67	270	270							6,5	Basili et al., 2013
3525237540	35,5	23,5	35	24		10,5	3	3	192	192	67	67	270	270							6,5	Basili et al., 2013
3525237540	35,5	23,5	35	24			3	3	194	194	42	42	329	329							1,8	Jost et al., 2002
3525237540	35,5	23,5	35	24			8	8	199	199	69	69	270	270							2,8	Bohnhoff et al., 2005
3525237540	35,5	23,5	24	35			8	8	199	199	70	70	270	270	20	20	20	20	271	271	2,7	EMMA
3525237540	35,5	23,5	35	24			8	8	199	199	70	70	270	270							2,8	Hatzfeld et al., 1993
3525237540	35,5	23,5	35	24		10,5	8	8	203	203	67	67	270	270							6,5	Basili et al., 2013
3525237540	35,5	23,5	35	24		10,5	3	3	203	203	67	67	270	270							6,5	Basili et al., 2013
3525237540	35,5	23,5	35	24			4	4	209	209	69	69	22	22							1,9	Jost et al., 2002
3525237540	35,5	23,5	24	35			13	13	214	214	67	67	314	314	326	326	49	49	211	211	1,6	EMMA
3525237540	35,5	23,5	35	24			13	13	214	214	67	67	314	314							1,6	Jost et al., 2002
3525237540	35,5	23,5	35	24		10,5	8	8	218	218	69	69	270	270							6,5	Basili et al., 2013
3525237540	35,5	23,5	35	24		10,5	3	3	218	218	69	69	270	270							6,5	Basili et al., 2013
3525237540	35,5	23,5	35	24			12	12	230	230	70	70	320	320							2,8	Bohnhoff et al., 2005
3525237540	35,5	23,5	35	24			5	70	250	320	30	40	50	100							8,5	Sorensen et al., 2012
3525237540	35,5	23,5	24	35			38	38	265	265	13	13	62	62	114	114	79	79	96	96	5,5	EMMA
3525237540	35,5	23,5	24	35			38	38	270	270	12	12	62	62	114	114	79	79	96	96	5,7	EMMA
3525237540	35,5	23,5	24	35			38	38	270	270	12	12	66	66	114	114	79	79	95	95	5,7	EMMA
3525237540	35,5	23,5	24	35			18	18	283	283	38	38	97	97	94	94	52	52	84	84	5,7	EMMA
3525237540	35,5	23,5	24	35			18	18	283	283	38	38	97	97	94	94	52	52	85	85	6	EMMA
3525237540	35,5	23,5	35	24			18	18	283	283	38	38	97	97							6	Papadimitriou, 1993
3525237540	35,5	23,5	24	35			13	13	300	300	40	40	90	90	120	120	50	50	90	90	2,7	EMMA
3525237540	35,5	23,5	35	24			12	12	300	300	40	40	90	90							2,8	Hatzfeld et al., 1993
3525237540	35,5	23,5	24	35			40	40	308	308	18	18	90	90	129	129	72	72	90	90	6,4	EMMA
3525237540	35,5	23,5	24	35			40	40	308	308	18	18	90	90	129	129	72	72	90	90	6,4	EMMA
3525237540	35,5	23,5	35	24			40	40	309	309	18	18	89	89							6,2	Bohnhoff et al., 2005
3525237540	35,5	23,5	24	35			40	40	309	309	18	18	89	89	130	130	73	73	90	90	6,2	EMMA
3525237540	35,5	23,5	24	35			40	40	309	309	18	18	89	89	130	130	72	72	90	90	6,2	EMMA
3525237540	35,5	23,5	35	24	100	45	0	45	310	310	15	15	90	90							8	Basili et al., 2013
3525237540	35,5	23,5	24	35			4	4	312	312	85	85	75	75	203	203	16	16	161	161	2,3	EMMA
3525237540	35,5	23,5	35	24			3	3	312	312	85	85	75	75							2,4	Jost et al., 2002
3525237540	35,5	23,5	35	24	233	38	1	39	312	312	20	20	90	90							8,3	Tinti et al., 2005
3525237540	35,5	23,5	24	35			3	3	314	314	87	87	59	59	219	219	31	31	174	174	3	EMMA
3525237540	35,5	23,5	35	24			3	3	314	314	87	87	59	59							3	Jost et al., 2002
3525237540	35,5	23,5	35	24	130	86	5	91	314	314	35	35	90	90							17,5	8,4	Lorito et al., 2008
3525237540	35,5	23,5	35	24					315	315	17	17	99	99								Moratto et al., 2007
3525237540	35,5	23,5	35	24			1	1	316	316	10	10	90	90							5,6	Bohnhoff et al., 2005
3525237540	35,5	23,5	24	35			26	26	319	319	8	8	90	90	139	139	82	82	90	90	5,3	EMMA
3525237540	35,5	23,5	24	35			0	0	319	319	8	8	90	90	139	139	82	82	90	90	5,5	EMMA
3525237540	35,5	23,5	24	35			19	19	321	321	10	10	95	95	135	135	80	80	89	89	6	EMMA
3525237540	35,5	23,5	35	24			9	9	332	332	46	46	264	264	160	160	44	44	276	276	4,7	ISC MT Catalogue
3525237540	35,5	23,5	35	24			22	22	345	345	78	78	137	137							3,1	Bohnhoff et al., 2005
3525237540	35,5	23,5	24	35			3	3	358	358	86	86	65	65	259	259	25	25	170	170	3	EMMA
3525237540	35,5	23,5	35	24																	7,2	Koravos et al., 2003
3525237540	35,5	23,5	35	24																	8	Papaioannou and Papazachos, 2000
3525237540	35,5	23,5	35	24																	7,8	Papaioannou and Papazachos, 2000
3525237540	35,5	23,5	35	24									90	90								Papazachos et al., 1999
3525237540	35,5	23,5	35	24									90	90								Papazachos et al., 1999
3525242540	35,5	24	35	24,5					48	48	51	51	150	150								Papazachos, 1996
3525242540	35,5	24	35	24,5		10,5	3	3	74	74	65	65	265	265							7	Basili et al., 2013
3525242540	35,5	24	35	24,5		10,5	8	8	74	74	65	65	265	265							7	Basili et al., 2013
3525242540	35,5	24	35	24,5		10,5	3	3	82	82	64	64	265	265							7	Basili et al., 2013

Table B.1. Compiled moment tensor database for each analysis bin in 0-40 km depth.

3525242540	35,5	24	35	24,5		10,5	8	8	82	82	64	64	265	265								7	Basili et al., 2013
3525242540	35,5	24	35	24,5		9	4	4	85	85	66	66	280	280								6,6	Basili et al., 2013
3525242540	35,5	24	35	24,5		9	8	8	85	85	66	66	280	280								6,6	Basili et al., 2013
3525242540	35,5	24	35	24,5		10,5	3	3	86	86	64	64	265	265								7	Basili et al., 2013
3525242540	35,5	24	35	24,5		10,5	8	8	86	86	64	64	265	265								7	Basili et al., 2013
3525242540	35,5	24	35	24,5		10,5	3	3	86	86	64	64	265	265								7	Basili et al., 2013
3525242540	35,5	24	35	24,5		10,5	8	8	86	86	64	64	265	265								7	Basili et al., 2013
3525242540	35,5	24	35	24,5		9	8	8	89	89	65	65	280	280								6,6	Basili et al., 2013
3525242540	35,5	24	35	24,5		9	4	4	89	89	65	65	280	280								6,6	Basili et al., 2013
3525242540	35,5	24	35	24,5		10,5	8	8	91	91	64	64	265	265								7	Basili et al., 2013
3525242540	35,5	24	35	24,5		10,5	3	3	91	91	64	64	265	265								7	Basili et al., 2013
3525242540	35,5	24	35	24,5		10,5	8	8	91	91	64	64	265	265								7	Basili et al., 2013
3525242540	35,5	24	35	24,5		10,5	3	3	91	91	64	64	265	265								7	Basili et al., 2013
3525242540	35,5	24	35	24,5		9	8	8	95	95	64	64	280	280								6,6	Basili et al., 2013
3525242540	35,5	24	35	24,5		9	4	4	95	95	64	64	280	280								6,6	Basili et al., 2013
3525242540	35,5	24	35	24,5		10,5	8	8	99	99	63	63	265	265								7	Basili et al., 2013
3525242540	35,5	24	35	24,5		10,5	3	3	99	99	63	63	265	265								7	Basili et al., 2013
3525242540	35,5	24	35	24,5		10,5	8	8	103	103	64	64	265	265								7	Basili et al., 2013
3525242540	35,5	24	35	24,5		10,5	3	3	103	103	64	64	265	265								7	Basili et al., 2013
3525242540	35,5	24	35	24,5		9	8	8	105	105	64	64	280	280								6,6	Basili et al., 2013
3525242540	35,5	24	35	24,5		9	4	4	105	105	64	64	280	280								6,6	Basili et al., 2013
3525242540	35,5	24	35	24,5			27	27	111	111	36	36	306	306								4,7	ETHZ Moment Tensor Catalogue
3525242540	35,5	24	35	24,5		10,5	8	8	112	112	64	64	265	265								7	Basili et al., 2013
3525242540	35,5	24	35	24,5		10,5	3	3	112	112	64	64	265	265								7	Basili et al., 2013
3525242540	35,5	24	35	24,5		9	4	4	123	123	64	64	280	280								6,6	Basili et al., 2013
3525242540	35,5	24	35	24,5		9	8	8	123	123	64	64	280	280								6,6	Basili et al., 2013
3525242540	35,5	24	35	24,5		9	4	4	123	123	64	64	280	280								6,6	Basili et al., 2013
3525242540	35,5	24	35	24,5		10,5	8	8	126	126	67	67	265	265								7	Basili et al., 2013
3525242540	35,5	24	35	24,5		10,5	3	3	126	126	67	67	265	265								7	Basili et al., 2013
3525242540	35,5	24	24,5	35			0	0	176	176	51	51	353	353	271	271	84	84	219	219		6,4	EMMA
3525242540	35,5	24	24,5	35			0	0	178	178	46	46	343	343	280	280	78	78	226	226		6,1	EMMA
3525242540	35,5	24	35	24,5			27	27	249	249	62	62	247	247	111	111	36	36	306	306		4,6	ISC MT Catalogue
3525242540	35,5	24	35	24,5		10,5	2	2	266	266	49	49	270	270								7,1	Basili et al., 2013
3525242540	35,5	24	35	24,5		10,5	6	6	270	270	49	49	270	270								7,1	Basili et al., 2013
3525242540	35,5	24	35	24,5		10,5	6	6	270	270	49	49	270	270								7,1	Basili et al., 2013
3525242540	35,5	24	35	24,5		10,5	2	2	270	270	49	49	270	270								7,1	Basili et al., 2013
3525242540	35,5	24	35	24,5		10,5	2	2	270	270	49	49	270	270								7,1	Basili et al., 2013
3525242540	35,5	24	24,5	35			20	20	311	311	66	66	47	47	198	198	48	48	147	147		4,6	EMMA
3525242540	35,5	24	35	24,5			20	20	311	311	66	66	47	47								4,6	Jost et al., 2002
3525242540	35,5	24	35	24,5					313	313	47	47	262	262									Moratto et al., 2007
3525242540	35,5	24	35	24,5	130	86	5	91	314	314	35	35	90	90							17,5	8,4	Lorito et al., 2008
3525242540	35,5	24	35	24,5																		6,6	Koravos et al., 2003
3525242540	35,5	24	35	24,5																		7,2	Koravos et al., 2003
3525247540	35,5	24,5	35	25					10	10	47	47	262	262									Moratto et al., 2007
3525247540	35,5	24,5	35	25			27	27	31	31	62	62	220	220	279	279	55	55	325	325		4,6	ISC MT Catalogue
3525247540	35,5	24,5	35	25			26	26	33	33	84	84	14	14								2,1	Bohnhoff et al., 2005
3525247540	35,5	24,5	35	25					48	48	51	51	150	150									Papazachos, 1996
3525247540	35,5	24,5	35	25			5	5	50	50	60	60	40	40								2,6	Delibasis et al., 1999
3525247540	35,5	24,5	25	35			5	5	50	50	60	60	40	40	297	297	56	56	143	143		2,5	EMMA
3525247540	35,5	24,5	35	25		10,5	3	3	69	69	64	64	265	265								6,5	Basili et al., 2013
3525247540	35,5	24,5	35	25		10,5	8	8	69	69	64	64	265	265								6,5	Basili et al., 2013
3525247540	35,5	24,5	35	25			4	4	75	75	60	60	250	250								2,7	Delibasis et al., 1999
3525247540	35,5	24,5	25	35			4	4	75	75	60	60	250	250	291	291	35	35	301	301		2,7	EMMA
3525247540	35,5	24,5	35	25		10,5	3	3	78	78	63	63	265	265								6,5	Basili et al., 2013
3525247540	35,5	24,5	35	25		10,5	8	8	78	78	63	63	265	265								6,5	Basili et al., 2013
3525247540	35,5	24,5	35	25		10,5	3	3	87	87	64	64	265	265								6,5	Basili et al., 2013
3525247540	35,5	24,5	35	25		10,5	8	8	87	87	64	64	265	265								6,5	Basili et al., 2013
3525247540	35,5	24,5	35	25		10,5	3	3	88	88	64	64	265	265								6,5	Basili et al., 2013
3525247540	35,5	24,5	35	25		10,5	8	8	88	88	64	64	265	265								6,5	Basili et al., 2013
3525247540	35,5	24,5	35	25		10,5	3	3	88	88	64	64	265	265								6,5	Basili et al., 2013
3525247540	35,5	24,5	35	25		10,5	8	8	88	88	64	64	265	265								6,5	Basili et al., 2013
3525247540	35,5	24,5	35	25			11	11	101	101	38	38	52	52								1,7	Bohnhoff et al., 2005
3525247540	35,5	24,5	35	25		10,5	8	8	119	119	65	65	265	265								7	Basili et al., 2013
3525247540	35,5	24,5	35	25		10,5	3	3	119	119	65	65	265	265								7	Basili et al., 2013
3525247540	35,5	24,5	35	25			4	4	143	143	14	14	315	315								3	Bohnhoff et al., 2005
3525247540	35,5	24,5	35	25			11	11	150	150	35	35	11	11								3,5	Delibasis et al., 1999
3525247540	35,5	24,5	25	35			12	12	150	150	35	35	11	11	51	51	84	84	125	125		3,4	EMMA
3525247540	35,5	24,5	25	35			29	29	155	155	68	68	339	339	254	254	70	70	202	202		4,2	EMMA
3525247540	35,5	24,5	35	25			28	28	155	155	68	68	339	339								4,3	Hatzfeld et al., 1993
3525247540	35,5	24,5	35	25			12	12	173	173	50	50	346	346								2,1	Bohnhoff et al., 2005
3525247540	35,5	24,5	25	35			0	0	184	184	30	30	310	310	320	320	67	67	250	250		6,2	EMMA
3525247540	35,5	24,5	35	25			4	4	205	205	80	80	340	340								3,1	Delibasis et al., 1999
3525247540	35,5	24,5	25	35			5	5	205	205	80	80	340	340	298	298	70	70	191	191		3	EMMA
3525247540	35,5	24,5	35	25			0	0	239	239	42	42	340	340								6,2	Canitez and Ucer, 1967
3525247540	35,5	24,5	25	35			0	0	239	239	42	42	340	340	344	344	77	77	230	230		6,1	EMMA
3525247540	35,5	24,5	25	35			0	0	240	240	65	65	34	34	134	134	60	60	150	150		5,5	EMMA
3525247540	35,5	24,5	35	25			0	0	240	240	65	65	34	34								5,6	Papazachos and Delibasis, 1969
3525247540	35,5	24,5	35	25			4	4	260	260	60	60	220	220								2,5	Delibasis et al., 1999
3525247540	35,5	24,5	25	35			4	4	260	260	60	60	220	220	147	147	56	56	323	323		2,4	EMMA
3525247540	35,5	24,5	35	25		10,5	2	2	264	264	49	49	270	270								7,1	Basili et al., 2013
3525247540	35,5	24,5	35	25		10,5	2	2	265	265	49	49	270	270								7,1	Basili et al., 2013
3525247540	35,5	24,5	35	25		10,5	2	2	267	267	49	49	270	270								7,1	Basili et al., 2013
3525247540	35,5	24,5	35	25		10,5	2	2	268	268	49	49	270	270								7,1	Basili et al., 2013
3525247540	35,5	24,5	35	25		10,5	2	2	269	269	49	49	270	270								7,1	Basili et al., 2013
3525247540	35,5	24,5	35	25		10,5	2	2	270	270	49	49	270	270								7,1	Basili et al., 2013
3525247540	35,5	24,5	35	25		10,5	2	2	270	270	49	49	270	270								7,1	Basili et al., 2013
3525247540	35,5	24,5	35	25		10,5	2	2	275	275	49	49	270	270								7,1	Basili et al., 2013
3525247540	35,5	24,5	35	25		10,5	2	2	275	275	49	49	270	270								7,1	Basili et al., 2013
3525247540	35,5	24,5	35	25			27	27	279	279	55	55	325	325								4,7	ETHZ Moment Tensor Catalogue
3525247540	35,5	24,5	35	25					313	313	47	47	262	262									Moratto et al., 2007
3525247540	35,5	24,5	25	35			0	0	315	315	73	73	225	225	209	209	47	47	337	337		6,4	EMMA
3525247540	35,5	24,5	25	35			0	0	315	315	73	73	226	226	208	208	47	47	336	336		6,4	EMMA
3525247540	35,5	24,5	25	35			0	0	320	320	68	68	249	249	184	184	30	30	312	312		6,4	EMMA
3525247540	35,5	24,5	35	25			8	8	335	335	30	30	270	270								3,3	Delibasis et al., 1999

Table B.1. Compiled moment tensor database for each analysis bin in 0-40 km depth.

3525247540	35,5	24,5	25	35			8	8	335	335	30	30	270	270	155	155	60	60	270	270		3,3	EMMA
3525247540	35,5	24,5	35	25																		6,6	Koravos et al., 2003
3525252540	35,5	25	35	25,5					10	10	47	47	262	262									Moratto et al., 2007
3525252540	35,5	25	35	25,5			9	9	20	20	85	85	210	210								3,2	Delibasis et al., 1999
3525252540	35,5	25	25,5	35			9	9	20	20	85	85	210	210	287	287	60	60	354	354		3,2	EMMA
3525252540	35,5	25	35	25,5					48	48	51	51	150	150									Papazachos, 1996
3525252540	35,5	25	35	25,5			6	6	55	55	45	45	240	240								2,6	Delibasis et al., 1999
3525252540	35,5	25	25,5	35			6	6	55	55	45	45	240	240	274	274	52	52	298	298		2,5	EMMA
3525252540	35,5	25	25,5	35			27	27	60	60	90	90	350	350	150	150	80	80	180	180		3	EMMA
3525252540	35,5	25	35	25,5			27	27	60	60	90	90	180	180								3,1	Bohnhoff et al., 2005
3525252540	35,5	25	35	25,5			12	12	60	60	85	85	90	90								2,2	Delibasis et al., 1999
3525252540	35,5	25	25,5	35			12	12	60	60	85	85	90	90	240	240	5	5	90	90		2,1	EMMA
3525252540	35,5	25	35	25,5			39	39	64	64	63	63	115	115								5,5	Kalafat MT Catalogue
3525252540	35,5	25	35	25,5			2	2	65	65	50	50	320	320								2,7	Delibasis et al., 1999
3525252540	35,5	25	35	25,5			5	5	65	65	35	35	350	350								2,5	Delibasis et al., 1999
3525252540	35,5	25	25,5	35			3	3	65	65	50	50	320	320	183	183	60	60	227	227		2,7	EMMA
3525252540	35,5	25	25,5	35			6	6	65	65	35	35	350	350	163	163	84	84	235	235		2,5	EMMA
3525252540	35,5	25	35	25,5			7	7	70	70	20	20	0	0								3	Delibasis et al., 1999
3525252540	35,5	25	25,5	35			8	8	70	70	20	20	0	0	340	340	90	90	110	110		3	EMMA
3525252540	35,5	25	35	25,5			4	4	100	100	80	80	330	330								2,7	Delibasis et al., 1999
3525252540	35,5	25	25,5	35			5	5	100	100	80	80	330	330	195	195	60	60	191	191		2,7	EMMA
3525252540	35,5	25	35	25,5			15	15	111	111	46	46	57	57								2,5	Bohnhoff et al., 2005
3525252540	35,5	25	35	25,5			4	4	120	120	65	65	349	349								2,7	Delibasis et al., 1999
3525252540	35,5	25	25,5	35			4	4	120	120	65	65	349	349	214	214	80	80	205	205		2,7	EMMA
3525252540	35,5	25	35	25,5			22	22	129	129	34	34	302	302								1,7	Bohnhoff et al., 2005
3525252540	35,5	25	35	25,5			8	8	140	140	30	30	221	221								2,7	Delibasis et al., 1999
3525252540	35,5	25	25,5	35			20	20	140	140	49	49	119	119	280	280	47	47	60	60		3,4	EMMA
3525252540	35,5	25	25,5	35			9	9	140	140	30	30	221	221	13	13	71	71	294	294		2,7	EMMA
3525252540	35,5	25	35	25,5			20	20	140	140	49	49	119	119								3,4	Hatzfeld et al., 1993
3525252540	35,5	25	25,5	35			28	28	230	230	70	70	180	180	139	139	89	89	341	341		2,7	EMMA
3525252540	35,5	25	35	25,5			27	27	230	230	70	70	180	180								2,8	Hatzfeld et al., 1993
3525252540	35,5	25	35	25,5		10,5	2	2	262	262	49	49	270	270								7,1	Basili et al., 2013
3525252540	35,5	25	35	25,5		10,5	2	2	264	264	49	49	270	270								7,1	Basili et al., 2013
3525252540	35,5	25	35	25,5		10,5	2	2	267	267	49	49	270	270								7,1	Basili et al., 2013
3525252540	35,5	25	35	25,5		10,5	2	2	269	269	49	49	270	270								7,1	Basili et al., 2013
3525252540	35,5	25	35	25,5		10,5	2	2	272	272	49	49	270	270								7,1	Basili et al., 2013
3525252540	35,5	25	35	25,5		10,5	2	2	274	274	49	49	270	270								7,1	Basili et al., 2013
3525252540	35,5	25	35	25,5			33	33	281	281	65	65	16	16								4,6	INGV RCMT Catalogue
3525252540	35,5	25	25,5	35			9	9	290	290	90	90	19	19	200	200	71	71	180	180		2,7	EMMA
3525252540	35,5	25	35	25,5			9	9	290	290	90	90	180	180								2,7	Bohnhoff et al., 2005
3525252540	35,5	25	35	25,5			9	9	320	320	50	50	41	41								3,1	Delibasis et al., 1999
3525252540	35,5	25	25,5	35			10	10	320	320	50	50	41	41	201	201	60	60	133	133		3,1	EMMA
3525252540	35,5	25	35	25,5			18	18	350	350	45	45	31	31								2,3	Delibasis et al., 1999
3525252540	35,5	25	25,5	35			18	18	350	350	45	45	31	31	237	237	69	69	132	132		2,2	EMMA
3525252540	35,5	25	35	25,5																		7,2	Compiled Historical Catalogue
3525252540	35,5	25	35	25,5																		6,6	Koravos et al., 2003
3525252540	35,5	25	35	25,5																		7,2	Papaioannou and Papazachos, 2000
3525252540	35,5	25	35	25,5									90	90									Papazachos et al., 1999
3525257540	35,5	25,5	35	26			15	15	5	5	30	30	320	320								2,9	Bohnhoff et al., 2005
3525257540	35,5	25,5	35	26			10	10	7	7	16	16	114	114								5,5	INGV RCMT Catalogue
3525257540	35,5	25,5	35	26					10	10	47	47	262	262									Moratto et al., 2007
3525257540	35,5	25,5	35	26			13	13	12	12	48	48	301	301								3,7	Bohnhoff et al., 2005
3525257540	35,5	25,5	35	26			20	20	25	25	70	70	50	50								2,9	Bohnhoff et al., 2005
3525257540	35,5	25,5	35	26			15	15	40	40	40	40	310	310								3	Bohnhoff et al., 2005
3525257540	35,5	25,5	35	26					48	48	51	51	150	150									Papazachos, 1996
3525257540	35,5	25,5	35	26			18	18	50	50	45	45	350	350								3,1	Bohnhoff et al., 2005
3525257540	35,5	25,5	35	26			15	15	55	55	50	50	0	0								2,9	Bohnhoff et al., 2005
3525257540	35,5	25,5	35	26			15	15	58	58	51	51	13	13								2,7	Bohnhoff et al., 2005
3525257540	35,5	25,5	26	35			8	8	89	89	30	30	82	82	280	280	60	60	95	95		2,7	EMMA
3525257540	35,5	25,5	35	26			7	7	89	89	30	30	82	82								2,7	Hatzfeld et al., 1993
3525257540	35,5	25,5	26	35			13	13	125	125	54	54	89	89	308	308	35	35	92	92		2,5	EMMA
3525257540	35,5	25,5	35	26			13	13	125	125	54	54	89	89								2,6	Hatzfeld et al., 1993
3525257540	35,5	25,5	26	35			25	25	130	130	75	75	90	90	310	310	15	15	90	90		5,5	EMMA
3525257540	35,5	25,5	35	26			25	25	130	130	75	75	90	90								5,6	Udias et al., 1989
3525257540	35,5	25,5	35	26			17	17	186	186	58	58	42	42								3,4	Bohnhoff et al., 2005
3525257540	35,5	25,5	26	35			24	24	192	192	41	41	287	287	349	349	50	50	255	255		3,2	EMMA
3525257540	35,5	25,5	35	26			24	24	192	192	41	41	287	287								3,3	Hatzfeld et al., 1993
3525257540	35,5	25,5	35	26		11	8	8	198	198	67	67	270	270								6,5	Basili et al., 2013
3525257540	35,5	25,5	35	26		11	3	3	198	198	67	67	270	270								6,5	Basili et al., 2013
3525257540	35,5	25,5	35	26		11	8	8	200	200	67	67	270	270								6,5	Basili et al., 2013
3525257540	35,5	25,5	35	26		11	3	3	200	200	67	67	270	270								6,5	Basili et al., 2013
3525257540	35,5	25,5	35	26			19	19	205	205	70	70	40	40								3,1	Bohnhoff et al., 2005
3525257540	35,5	25,5	35	26		11	8	8	205	205	67	67	270	270								6,5	Basili et al., 2013
3525257540	35,5	25,5	35	26		11	3	3	205	205	67	67	270	270								6,5	Basili et al., 2013
3525257540	35,5	25,5	35	26			33	33	209	209	41	41	282	282								4,8	INGV RCMT Catalogue
3525257540	35,5	25,5	35	26		11	8	8	210	210	67	67	270	270								6,5	Basili et al., 2013
3525257540	35,5	25,5	35	26		11	3	3	210	210	67	67	270	270								6,5	Basili et al., 2013
3525257540	35,5	25,5	35	26		11	8	8	215	215	67	67	270	270								6,5	Basili et al., 2013
3525257540	35,5	25,5	35	26		11	3	3	215	215	67	67	270	270								6,5	Basili et al., 2013
3525257540	35,5	25,5	35	26		10,5	8	8	225	225	72	72	275	275								6,7	Basili et al., 2013
3525257540	35,5	25,5	35	26		10,5	3	3	225	225	72	72	275	275								6,7	Basili et al., 2013
3525257540	35,5	25,5	35	26		10,5	8	8	225	225	72	72	275	275								6,7	Basili et al., 2013
3525257540	35,5	25,5	35	26		10,5	3	3	225	225	72	72	275	275								6,7	Basili et al., 2013
3525257540	35,5	25,5	35	26		10,5	8	8	225	225	72	72	275	275								6,7	Basili et al., 2013
3525257540	35,5	25,5	35	26		10,5	3	3	225	225	72	72	275	275								6,7	Basili et al., 2013
3525257540	35,5	25,5	35	26			14	14	242	242	74	74	70	70								3,1	Bohnhoff et al., 2005
3525257540	35,5	25,5	35	26																		7,2	Compiled Historical Catalogue
3525257540	35,5	25,5	35	26																		6,6	Koravos et al., 2003
3525257540	35,5	25,5	35	26																		7,2	Papaioannou and Papazachos, 2000
3525257540	35,5	25,5	35	26									90	90									Papazachos et al., 1999
3525262540	35,5	26	26,5	35			18	18	0	0	20	20	40	40	230	230	76	76	106	106		3,2	EMMA
3525262540	35,5	26	35	26,5			17	17	0	0	20	20	40	40								3,3	Hatzfeld et al., 1993
3525262540	35,5	26	35	26,5			33	33	12	12	53	53	282	282								5,8	Kalafat MT Catalogue
3525262540	35,5	26	35	26,5			18	18	15	15	55	55	80	80								3,3	Bohnhoff et al., 2005

Table B.1. Compiled moment tensor database for each analysis bin in 0-40 km depth.

3525262540	35,5	26	26,5	35			33	33	31	31	70	70	101	101	183	183	23	23	64	64		4,7	EMMA
3525262540	35,5	26	35	26,5			33	33	31	31	70	70	101	101								4,8	Jost et al., 2002
3525262540	35,5	26	35	26,5			18	18	40	40	40	40	30	30								2,8	Bohnhoff et al., 2005
3525262540	35,5	26	35	26,5			19	19	40	40	90	90	175	175								4,2	Bohnhoff et al., 2005
3525262540	35,5	26	35	26,5					48	48	51	51	150	150									Papazachos, 1996
3525262540	35,5	26	35	26,5			18	18	50	50	45	45	30	30								3,1	Bohnhoff et al., 2005
3525262540	35,5	26	35	26,5			20	20	58	58	80	80	15	15								3,4	Bohnhoff et al., 2005
3525262540	35,5	26	35	26,5			11	11	61	61	35	35	320	320								5,2	Bohnhoff et al., 2005
3525262540	35,5	26	35	26,5			11	11	61	61	35	35	320	320								5,2	Bohnhoff et al., 2005
3525262540	35,5	26	35	26,5			11	11	61	61	35	35	320	320								5,2	Bohnhoff et al., 2005
3525262540	35,5	26	26,5	35			15	15	61	61	35	35	320	320	183	183	70	70	240	240		5,6	EMMA
3525262540	35,5	26	26,5	35			15	15	61	61	35	35	320	320	186	186	68	68	242	242		5,6	EMMA
3525262540	35,5	26	35	26,5			33	33	61	61	35	35	320	320	186	186	68	68	241	241		5,6	ISC MT Catalogue
3525262540	35,5	26	35	26,5			33	33	61	61	35	35	320	320								5,2	Dziewonski et al., 1981
3525262540	35,5	26	35	26,5			18	18	70	70	85	85	0	0								3,1	Bohnhoff et al., 2005
3525262540	35,5	26	35	26,5			22	22	70	70	71	71	16	16								4	Bohnhoff et al., 2005
3525262540	35,5	26	35	26,5			16	16	75	75	70	70	150	150								3,4	Bohnhoff et al., 2005
3525262540	35,5	26	35	26,5			12	12	78	78	64	64	339	339								4,4	ETHZ Moment Tensor Catalogue
3525262540	35,5	26	35	26,5			22	22	85	85	80	80	60	60								3,1	Bohnhoff et al., 2005
3525262540	35,5	26	35	26,5			17	17	100	100	65	65	50	50								3	Bohnhoff et al., 2005
3525262540	35,5	26	35	26,5			32,7	32,7	172	172	38	38	254	254	12	12	53	53	282	282		5,7	ISC MT Catalogue
3525262540	35,5	26	35	26,5			12	12	178	178	71	71	208	208	78	78	64	64	339	339		4,4	ISC MT Catalogue
3525262540	35,5	26	35	26,5					184	184	47	47	262	262									Moratto et al., 2007
3525262540	35,5	26	35	26,5		10,5	8	8	193	193	76	76	250	250								6,7	Basili et al., 2013
3525262540	35,5	26	35	26,5		10,5	8	8	197	197	76	76	250	250								6,7	Basili et al., 2013
3525262540	35,5	26	35	26,5		10,5	3	3	197	197	76	76	250	250								6,7	Basili et al., 2013
3525262540	35,5	26	35	26,5		10,5	8	8	199	199	76	76	250	250								6,7	Basili et al., 2013
3525262540	35,5	26	35	26,5		10,5	3	3	199	199	76	76	250	250								6,7	Basili et al., 2013
3525262540	35,5	26	35	26,5		10,5	8	8	200	200	76	76	250	250								6,7	Basili et al., 2013
3525262540	35,5	26	35	26,5		10,5	3	3	200	200	76	76	250	250								6,7	Basili et al., 2013
3525262540	35,5	26	35	26,5		10,5	8	8	200	200	76	76	250	250								6,7	Basili et al., 2013
3525262540	35,5	26	35	26,5		10,5	3	3	200	200	76	76	250	250								6,7	Basili et al., 2013
3525262540	35,5	26	35	26,5		10,5	8	8	201	201	76	76	250	250								6,7	Basili et al., 2013
3525262540	35,5	26	35	26,5		10,5	3	3	201	201	76	76	250	250								6,7	Basili et al., 2013
3525262540	35,5	26	35	26,5		10,5	8	8	204	204	76	76	250	250								6,7	Basili et al., 2013
3525262540	35,5	26	35	26,5		10,5	3	3	204	204	76	76	250	250								6,7	Basili et al., 2013
3525262540	35,5	26	35	26,5		10,5	8	8	214	214	76	76	250	250								6,7	Basili et al., 2013
3525262540	35,5	26	35	26,5		10,5	3	3	214	214	76	76	250	250								6,7	Basili et al., 2013
3525262540	35,5	26	35	26,5		10,5	8	8	217	217	76	76	250	250								6,7	Basili et al., 2013
3525262540	35,5	26	35	26,5		10,5	3	3	217	217	76	76	250	250								6,7	Basili et al., 2013
3525262540	35,5	26	35	26,5		10,5	8	8	217	217	76	76	250	250								6,7	Basili et al., 2013
3525262540	35,5	26	35	26,5		10,5	3	3	217	217	76	76	250	250								6,7	Basili et al., 2013
3525262540	35,5	26	35	26,5		10,5	8	8	217	217	76	76	250	250								6,7	Basili et al., 2013
3525262540	35,5	26	35	26,5		10,5	3	3	217	217	76	76	250	250								6,7	Basili et al., 2013
3525262540	35,5	26	35	26,5		10,5	8	8	221	221	72	72	275	275								6,7	Basili et al., 2013
3525262540	35,5	26	35	26,5		10,5	3	3	221	221	72	72	275	275								6,7	Basili et al., 2013
3525262540	35,5	26	35	26,5		10,5	8	8	221	221	72	72	275	275								6,7	Basili et al., 2013
3525262540	35,5	26	35	26,5		10,5	3	3	221	221	72	72	275	275								6,7	Basili et al., 2013
3525262540	35,5	26	35	26,5		10,5	8	8	223	223	72	72	275	275								6,7	Basili et al., 2013
3525262540	35,5	26	35	26,5		10,5	3	3	223	223	72	72	275	275								6,7	Basili et al., 2013
3525262540	35,5	26	35	26,5		10,5	8	8	224	224	72	72	275	275								6,7	Basili et al., 2013
3525262540	35,5	26	35	26,5		10,5	3	3	224	224	72	72	275	275								6,7	Basili et al., 2013
3525262540	35,5	26	35	26,5			22	22	230	230	80	80	330	330								3	Bohnhoff et al., 2005
3525262540	35,5	26	35	26,5			22	22	238	238	74	74	290	290								3,6	Bohnhoff et al., 2005
3525262540	35,5	26	35	26,5			22	22	240	240	85	85	300	300								3,9	Bohnhoff et al., 2005
3525262540	35,5	26	35	26,5			10	66	248	122	36	80	333	327								8,5	Sorensen et al., 2012
3525262540	35,5	26	35	26,5			24	24	254	254	71	71	294	294								4,1	Bohnhoff et al., 2005
3525262540	35,5	26	35	26,5			22	22	267	267	81	81	340	340								3,8	Bohnhoff et al., 2005
3525262540	35,5	26	35	26,5			29	29	292	292	75	75	318	318								3,3	Bohnhoff et al., 2005
3525262540	35,5	26	35	26,5																		6,6	Koravos et al., 2003
3525262540	35,5	26	35	26,5																		7,2	Papaioannou and Papazachos, 2000
3525267540	35,5	26,5	35	27			15	15	47	47	80	80	314	314								5,4	Kalafat MT Catalogue
3525267540	35,5	26,5	35	27					48	48	51	51	150	150									Papazachos, 1996
3525267540	35,5	26,5	35	27			34	34	62	62	79	79	157	157								4,7	Kalafat MT Catalogue
3525267540	35,5	26,5	27	35			0	0	126	126	12	12	270	270	306	306	78	78	270	270		5	EMMA
3525267540	35,5	26,5	35	27			15	15	147	147	45	45	194	194	47	47	80	80	314	314		5,4	ISC MT Catalogue
3525267540	35,5	26,5	35	27			17	17	172	172	38	38	254	254								5,8	Dziewonski et al., 1981
3525267540	35,5	26,5	35	27			20	20	172	172	38	38	254	254								6,1	Bohnhoff et al., 2005
3525267540	35,5	26,5	35	27			20	20	172	172	38	38	254	254								6,1	Bohnhoff et al., 2005
3525267540	35,5	26,5	35	27			20	20	172	172	38	38	254	254								6,1	Bohnhoff et al., 2005
3525267540	35,5	26,5	35	27					184	184	47	47	262	262									Moratto et al., 2007
3525267540	35,5	26,5	35	27		9	9	9	184	184	76	76	250	250								6,6	Basili et al., 2013
3525267540	35,5	26,5	35	27		9	4	4	184	184	76	76	250	250								6,6	Basili et al., 2013
3525267540	35,5	26,5	35	27			15	15	186	186	68	68	241	241								5,6	Kalafat MT Catalogue
3525267540	35,5	26,5	35	27		10	9	9	187	187	76	76	250	250								6,8	Basili et al., 2013
3525267540	35,5	26,5	35	27		10	4	4	187	187	76	76	250	250								6,8	Basili et al., 2013
3525267540	35,5	26,5	35	27		10	9	9	188	188	76	76	250	250								6,8	Basili et al., 2013
3525267540	35,5	26,5	35	27		10	4	4	188	188	76	76	250	250								6,8	Basili et al., 2013
3525267540	35,5	26,5	35	27		10	9	9	189	189	76	76	250	250								6,8	Basili et al., 2013
3525267540	35,5	26,5	35	27		10	4	4	189	189	76	76	250	250								6,8	Basili et al., 2013
3525267540	35,5	26,5	35	27		10	9	9	189	189	76	76	250	250								6,8	Basili et al., 2013
3525267540	35,5	26,5	35	27		10	4	4	189	189	76	76	250	250								6,8	Basili et al., 2013
3525267540	35,5	26,5	35	27		10	9	9	190	190	76	76	250	250								6,8	Basili et al., 2013
3525267540	35,5	26,5	35	27		10	4	4	190	190	76	76	250	250								6,8	Basili et al., 2013
3525267540	35,5	26,5	35	27		10,5	8	8	204	204	76	76	250	250								6,7	Basili et al., 2013
3525267540	35,5	26,5	35	27		10,5	3	3	204	204	76	76	250	250								6,7	Basili et al., 2013
3525267540	35,5	26,5	35	27			7	7	214	214	52	52	313	313								5,8	Benetatos et al., 2004
3525267540	35,5	26,5	35	27			7	7	214	214	52	52	313	313								5,4	Bohnhoff et al., 2005
3525267540	35,5	26,5	27	35			7	7	214	214	52	52	313	313	337	337	55	55	229	229		5,8	EMMA
3525267540	35,5	26,5	35	27			6	8	214	214	52	52	313	313	337	337	55	55	229	229			Kiratzi and Louvari, 2003
3525267540	35,5	26,5	35	27		10,5	8	8	216	216	76	76	250	250								6,7	Basili et al., 2013
3525267540	35,5	26,5	35	27		10,5	3	3	216	216	76	76	250	250								6,7	Basili et al., 2013
3525267540	35,5	26,5	35	27			30	30	222	222	60	60	68	68	80	80	37	37	123	123		4,7	ISC MT Catalogue
3525267540	35,5	26,5	35	27			32	32	229	229	84	84	170	170								4,5	Kalafat MT Catalogue

Table B.1. Compiled moment tensor database for each analysis bin in 0-40 km depth.

3525267540	35,5	26,5	35	27			32	32	232	232	73	73	276	276								5	Kalafat MT Catalogue
3525267540	35,5	26,5	35	27			17,5	17,5	234	234	41	41	337	337	342	342	75	75	231	231		5,3	ISC MT Catalogue
3525267540	35,5	26,5	35	27			18	18	234	234	41	41	337	337								5,4	Kalafat MT Catalogue
3525267540	35,5	26,5	35	27		10	9	9	237	237	59	59	280	280								6,6	Basili et al., 2013
3525267540	35,5	26,5	35	27		10	4	4	237	237	59	59	280	280								6,6	Basili et al., 2013
3525267540	35,5	26,5	35	27		10	9	9	243	243	59	59	280	280								6,6	Basili et al., 2013
3525267540	35,5	26,5	35	27		10	4	4	243	243	59	59	280	280								6,6	Basili et al., 2013
3525267540	35,5	26,5	35	27		10	4	4	245	245	59	59	280	280								6,6	Basili et al., 2013
3525267540	35,5	26,5	35	27			10	66	248	122	36	80	333	327								8,5	Sorensen et al., 2012
3525267540	35,5	26,5	35	27					290	290	27	27	97	97									Papazachos, 1996
3525267540	35,5	26,5	35	27			33	33	306	306	78	78	270	270								5	Bohnhoff et al., 2005
3525267540	35,5	26,5	35	27			28	28	307	307	61	61	90	90								4,7	Kalafat MT Catalogue
3525267540	35,5	26,5	35	27																		8	Compiled Historical Catalogue
3525267540	35,5	26,5	35	27																		7,1	Compiled Historical Catalogue
3525267540	35,5	26,5	35	27																		6,8	Papaioannou and Papazachos, 2000
3525267540	35,5	26,5	35	27																		7	Papaioannou and Papazachos, 2000
3525272540	35,5	27	35	27,5			31	31	5	5	10	10	8	8								5	Dziewonski et al., 1981
3525272540	35,5	27	35	27,5			12	12	5	5	10	10	8	8	267	267	89	89	99	99		5,1	ISC MT Catalogue
3525272540	35,5	27	35	27,5			33	33	12	12	66	66	277	277								5,2	Kalafat MT Catalogue
3525272540	35,5	27	35	27,5			26	26	13	13	84	84	149	149								3,8	Kalafat MT Catalogue
3525272540	35,5	27	35	27,5			24	24	41	41	77	77	164	164								3,9	Kalafat MT Catalogue
3525272540	35,5	27	35	27,5			27	27	49	49	87	87	346	346	140	140	76	76	183	183		4,8	ISC MT Catalogue
3525272540	35,5	27	35	27,5			24	24	56	56	67	67	10	10								3,9	ETHZ Moment Tensor Catalogue
3525272540	35,5	27	35	27,5			21	21	62	62	58	58	334	334	166	166	69	69	215	215		4,7	ISC MT Catalogue
3525272540	35,5	27	35	27,5			20	20	133	133	52	52	192	192								4,7	INGV RCMT Catalogue
3525272540	35,5	27	35	27,5			25,6	25,6	144	144	36	36	243	243	356	356	58	58	288	288		5,3	ISC MT Catalogue
3525272540	35,5	27	35	27,5			10	10	147	147	44	44	243	243								5,1	INGV RCMT Catalogue
3525272540	35,5	27	27,5	35			0	0	149	149	81	81	8	8	58	58	82	82	171	171		5,3	EMMA
3525272540	35,5	27	35	27,5			0	0	149	149	81	81	8	8								5,4	Papazachos and Delibasis, 1969
3525272540	35,5	27	27,5	35			26	26	150	150	80	80	0	0	60	60	90	90	170	170		3,4	EMMA
3525272540	35,5	27	35	27,5			25	25	150	150	80	80	0	0								3,4	Hatzfeld et al., 1993
3525272540	35,5	27	35	27,5			16	16	157	157	47	47	207	207								5,3	Benetatos et al., 2004
3525272540	35,5	27	35	27,5			27	27	161	161	60	60	218	218	50	50	58	58	323	323		4,9	ISC MT Catalogue
3525272540	35,5	27	35	27,5			21	21	166	166	69	69	215	215								4,8	Kalafat MT Catalogue
3525272540	35,5	27	35	27,5			33	33	176	176	25	25	255	255	12	12	66	66	277	277		5,2	ISC MT Catalogue
3525272540	35,5	27	27,5	35			0	0	180	180	49	49	163	163	281	281	78	78	42	42		7	EMMA
3525272540	35,5	27	35	27,5			34	34	185	185	86	86	10	10								4,8	Kalafat MT Catalogue
3525272540	35,5	27	27,5	35			40	40	190	190	62	62	270	270	10	10	28	28	270	270		7	EMMA
3525272540	35,5	27	35	27,5			40	40	190	190	62	62	270	270								7,1	Udias et al., 1989
3525272540	35,5	27	35	27,5			24	24	216	216	39	39	333	333								4,8	Dziewonski et al., 1981
3525272540	35,5	27	35	27,5			25,8	25,8	216	216	39	39	333	333	328	328	74	74	235	235		4,8	ISC MT Catalogue
3525272540	35,5	27	35	27,5			34	34	219	219	55	55	229	229								5,2	Kalafat MT Catalogue
3525272540	35,5	27	27,5	35			0	0	221	221	81	81	169	169	313	313	79	79	9	9		4,9	EMMA
3525272540	35,5	27	35	27,5			33	33	234	234	77	77	4	4								5,2	INGV RCMT Catalogue
3525272540	35,5	27	35	27,5			24	24	234	234	41	41	337	337								5,4	Dziewonski et al., 1981
3525272540	35,5	27	35	27,5			18	18	244	244	57	57	355	355								4,4	ETHZ Moment Tensor Catalogue
3525272540	35,5	27	35	27,5			10	66	248	122	36	80	333	327								8,5	Sorensen et al., 2012
3525272540	35,5	27	35	27,5			12	12	267	267	89	89	99	99								5,1	Kalafat MT Catalogue
3525272540	35,5	27	35	27,5					290	290	27	27	97	97									Papazachos, 1996
3525272540	35,5	27	35	27,5					303	303	25	25	90	90									Moratto et al., 2007
3525272540	35,5	27	35	27,5			26	26	328	328	74	74	235	235								4,8	Kalafat MT Catalogue
3525272540	35,5	27	35	27,5			10	10	333	333	56	56	203	203	230	230	71	71	323	323		4,9	ISC MT Catalogue
3525272540	35,5	27	35	27,5			10	10	333	333	56	56	203	203								4,8	INGV RCMT Catalogue
3525272540	35,5	27	35	27,5			27	27	335	335	81	81	167	167	67	67	77	77	9	9		4,9	ISC MT Catalogue
3525272540	35,5	27	35	27,5			18	18	336	336	86	86	213	213	244	244	57	57	355	355		4,3	ISC MT Catalogue
3525272540	35,5	27	35	27,5			26	26	356	356	58	58	288	288								5,3	Kalafat MT Catalogue
3525272540	35,5	27	35	27,5																		8	Compiled Historical Catalogue
3525272540	35,5	27	35	27,5																		7,1	Compiled Historical Catalogue
3525272540	35,5	27	35	27,5																		7	Papaioannou and Papazachos, 2000
3525277540	35,5	27,5	35	28			18,1	18,1	1	1	39	39	214	214	244	244	69	69	304	304		5	ISC MT Catalogue
3525277540	35,5	27,5	35	28			18	18	1	1	39	39	214	214								5	Kalafat MT Catalogue
3525277540	35,5	27,5	35	28			10	10	1	1	39	39	214	214								5	Dziewonski et al., 1981
3525277540	35,5	27,5	35	28			27	27	42	42	90	90	11	11								4,9	Kalafat MT Catalogue
3525277540	35,5	27,5	35	28			16	16	49	49	71	71	314	314								5	Benetatos et al., 2004
3525277540	35,5	27,5	35	28			33	33	62	62	75	75	12	12								4,6	INGV RCMT Catalogue
3525277540	35,5	27,5	35	28			24	24	67	67	87	87	9	9	336	336	81	81	177	177		4,6	ISC MT Catalogue
3525277540	35,5	27,5	28	35			8	8	104	104	80	80	85	85	311	311	11	11	117	117		5,5	EMMA
3525277540	35,5	27,5	35	28			21	21	139	139	88	88	193	193	48	48	77	77	358	358		5,2	ISC MT Catalogue
3525277540	35,5	27,5	35	28			0	0	200	200	69	69	4	4								5,4	Papazachos and Delibasis, 1969
3525277540	35,5	27,5	28	35			0	0	200	200	69	69	4	4	108	108	87	87	159	159		5,4	EMMA
3525277540	35,5	27,5	35	28			30	30	212	212	45	45	331	331								5	INGV RCMT Catalogue
3525277540	35,5	27,5	35	28			24	24	220	220	85	85	347	347	311	311	78	78	185	185		4,8	ISC MT Catalogue
3525277540	35,5	27,5	35	28			24	24	225	225	84	84	338	338	318	318	68	68	187	187		5	ISC MT Catalogue
3525277540	35,5	27,5	35	28					230	230	80	80	319	319									Mitsakaki et al., 2013
3525277540	35,5	27,5	35	28			33	33	248	248	65	65	359	359								4,6	INGV RCMT Catalogue
3525277540	35,5	27,5	35	28			10	66	248	122	36	80	333	327								8,5	Sorensen et al., 2012
3525277540	35,5	27,5	35	28					290	290	27	27	97	97									Papazachos, 1996
3525277540	35,5	27,5	28	35			10	10	294	294	25	25	93	93	111	111	65	65	89	89		5,9	EMMA
3525277540	35,5	27,5	28	35			0	0	294	294	25	25	93	93	111	111	65	65	89	89		5,9	EMMA
3525277540	35,5	27,5	28	35			35	35	301	301	30	30	109	109	100	100	60	60	80	80		5,6	EMMA
3525277540	35,5	27,5	28	35			35	35	301	301	30	30	109	109	100	100	60	60	80	80		5,6	EMMA
3525277540	35,5	27,5	35	28					303	303	25	25	90	90									Moratto et al., 2007
3525277540	35,5	27,5	35	28			27,1	27,1	311	311	79	79	180	180	42	42	90	90	11	11		4,9	ISC MT Catalogue
3525277540	35,5	27,5	28	35			0	0	311	311	11	11	115	115	106	106	80	80	85	85		5,5	EMMA
3525277540	35,5	27,5	28	35			0	0	311	311	11	11	115	115	106	106	80	80	85	85		5,1	EMMA
3525277540	35,5	27,5	35	28			7	7	314	314	25	25	119	119								5,9	Benetatos et al., 2004
3525277540	35,5	27,5	28	35			21	21	314	314	11	11	119	119	104	104	80	80	85	85		5,1	EMMA
3525277540	35,5	27,5	28	35			27	27	314	314	25	25	119	119	103	103	68	68	77	77		6	EMMA
3525277540	35,5	27,5	35	28			27	27	314	314	25	25	119	119								6	Kiratzi et al., 2003
3525277540	35,5	27,5	35	28			33	33	315	315	82	82	174	174								4,8	INGV RCMT Catalogue
3525277540	35,5	27,5	35	28			22	22	324	324	74	74	199	199	229	229	72	72	344	344		4,9	ISC MT Catalogue
3525277540	35,5	27,5	35	28			29	29	325	325	42	42	220	220								4,8	INGV RCMT Catalogue
3525277540	35,5	27,5	35	28			31,4	31,4	352	352	31	31	254	254	191	191	60	60	280	280		4,9	ISC MT Catalogue
3525277540	35,5	27,5	35	28																		6,8	Papaioannou and Papazachos, 2000

Table B.1. Compiled moment tensor database for each analysis bin in 0-40 km depth.

3525282540	35,5	28	35	28,5			28	28	21	21	54	54	234	234	253	253	49	49	309	309		5,7	ISC MT Catalogue
3525282540	35,5	28	35	28,5	190	90	7,5	97,5	235	300	20	20	90	90								8,4	Mitsoudis et al., 2012
3525282540	35,5	28	35	28,5			21,8	21,8	248	248	42	42	306	306	23	23	57	57	242	242		5,7	ISC MT Catalogue
3525282540	35,5	28	35	28,5			10	66	248	122	36	80	333	327								8,5	Sorensen et al., 2012
3525282540	35,5	28	35	28,5			28	28	250	250	60	60	310	310	11	11	48	48	222	222			ISC MT Catalogue
3525282540	35,5	28	35	28,5					290	290	27	27	97	97									Papazachos, 1996
3525282540	35,5	28	35	28,5					294	294	27	27	99	99									Moratto et al., 2007
3525282540	35,5	28	35	28,5																		6,8	Papaioannou and Papazachos, 2000
3525287540	35,5	28,5	35	29			15	15	24	24	32	32	208	208	270	270	76	76	299	299		5,4	ISC MT Catalogue
3525287540	35,5	28,5	35	29			10	10	25	25	32	32	208	208								5,3	Dziewonski et al., 1981
3525287540	35,5	28,5	35	29			16	16	29	29	72	72	259	259	244	244	21	21	303	303		5,8	ISC MT Catalogue
3525287540	35,5	28,5	35	29			33	33	72	72	87	87	17	17								5,1	Kalafat MT Catalogue
3525287540	35,5	28,5	35	29	190	90	7,5	97,5	235	300	20	20	90	90								8,4	Mitsoudis et al., 2012
3525287540	35,5	28,5	35	29			28,5	28,5	246	246	34	34	302	302	28	28	61	61	250	250		5	ISC MT Catalogue
3525287540	35,5	28,5	35	29			15	15	270	270	76	76	299	299								5,4	Kalafat MT Catalogue
3525287540	35,5	28,5	35	29			33	33	341	341	73	73	177	177	72	72	87	87	17	17		5	ISC MT Catalogue
3525292540	35,5	29	35	29,5	190	90	7,5	97,5	235	300	20	20	90	90								8,4	Mitsoudis et al., 2012
3525297540	35,5	29,5	35	30					294	294	27	27	99	99									Moratto et al., 2007
3525297540	35,5	29,5	35	30																		7,8	Papaioannou and Papazachos, 2000
3525307540	35,5	30,5	35	31			0	0	127	127	11	11	87	87								4,2	Salamon et al., 2003
3525307540	35,5	30,5	35	31			30	30	263	263	82	82	165	165								4,2	Kalafat MT Catalogue
3525307540	35,5	30,5	35	31			33	33	265	265	68	68	189	189								4,8	INGV RCMT Catalogue
3525312540	35,5	31	35	31,5			0	0	160	160	30	30	111	111								4,8	Salamon et al., 2003
3525317540	35,5	31,5	35	32			6	30	315	11	31	81	71	123								7,5	Sorensen et al., 2012
3525317540	35,5	31,5	35	32			6	30	355	155	57	85	316	100								7,5	Sorensen et al., 2012
3525322540	35,5	32	35	32,5			15	15	6	6	77	77	73	73								5,9	Kalafat MT Catalogue
3525322540	35,5	32	35	32,5		18,5	6	6	27	27	67	67	145	145								7,4	Basili et al., 2013
3525322540	35,5	32	35	32,5		18,5	10	10	27	27	67	67	145	145								7,4	Basili et al., 2013
3525322540	35,5	32	35	32,5		18,5	15	15	27	27	67	67	145	145								7,4	Basili et al., 2013
3525322540	35,5	32	35	32,5		18,5	20	20	27	27	67	67	145	145								7,4	Basili et al., 2013
3525322540	35,5	32	35	32,5		18,5	6	6	27	27	67	67	145	145								7,4	Basili et al., 2013
3525322540	35,5	32	35	32,5		18,5	10	10	27	27	67	67	145	145								7,4	Basili et al., 2013
3525322540	35,5	32	35	32,5		18,5	15	15	27	27	67	67	145	145								7,4	Basili et al., 2013
3525322540	35,5	32	35	32,5		18,5	20	20	27	27	67	67	145	145								7,4	Basili et al., 2013
3525322540	35,5	32	35	32,5		18,5	6	6	28	28	67	67	145	145								7,4	Basili et al., 2013
3525322540	35,5	32	35	32,5		18,5	6	6	28	28	67	67	145	145								7,4	Basili et al., 2013
3525322540	35,5	32	35	32,5		18,5	10	10	28	28	67	67	145	145								7,4	Basili et al., 2013
3525322540	35,5	32	35	32,5			10	10	71	71	34	34	351	351								5,4	Pondrelli et al., 1999
3525322540	35,5	32	32,5	35			10	10	71	71	34	34	351	351	168	168	85	85	236	236		5,4	EMMA
3525322540	35,5	32	35	32,5			10	10	224	224	20	20	133	133								5,3	Dziewonski et al., 1981
3525322540	35,5	32	35	32,5			15	15	239	239	21	21	140	140								5,8	Dziewonski et al., 1981
3525322540	35,5	32	35	32,5			15	15	239	239	21	21	140	140	6	6	77	77	73	73		5,9	ISC MT Catalogue
3525322540	35,5	32	35	32,5			6	30	315	11	31	81	71	123								7,5	Sorensen et al., 2012
3525322540	35,5	32	35	32,5			6	30	355	155	57	85	316	100								7,5	Sorensen et al., 2012
3525327540	35,5	32,5	35	33		18,5	6	6	25	25	67	67	145	145								7,4	Basili et al., 2013
3525327540	35,5	32,5	35	33		18,5	15	15	25	25	67	67	145	145								7,4	Basili et al., 2013
3525327540	35,5	32,5	35	33		18,5	10	10	25	25	67	67	145	145								7,4	Basili et al., 2013
3525327540	35,5	32,5	35	33		18,5	20	20	25	25	67	67	145	145								7,4	Basili et al., 2013
3525327540	35,5	32,5	35	33		18,5	15	15	25	25	67	67	145	145								7,4	Basili et al., 2013
3525327540	35,5	32,5	35	33		18,5	20	20	25	25	67	67	145	145								7,4	Basili et al., 2013
3525327540	35,5	32,5	35	33		18,5	6	6	28	28	67	67	145	145								7,4	Basili et al., 2013
3525327540	35,5	32,5	35	33		18,5	10	10	28	28	67	67	145	145								7,4	Basili et al., 2013
3525327540	35,5	32,5	35	33		18,5	6	6	28	28	67	67	145	145								7,4	Basili et al., 2013
3525327540	35,5	32,5	35	33		18,5	15	15	28	28	67	67	145	145								7,4	Basili et al., 2013
3525327540	35,5	32,5	35	33		18,5	10	10	28	28	67	67	145	145								7,4	Basili et al., 2013
3525327540	35,5	32,5	35	33		18,5	6	6	28	28	67	67	145	145								7,4	Basili et al., 2013
3525327540	35,5	32,5	35	33		18,5	20	20	28	28	67	67	145	145								7,4	Basili et al., 2013
3525327540	35,5	32,5	35	33		18,5	15	15	28	28	67	67	145	145								7,4	Basili et al., 2013
3525327540	35,5	32,5	35	33		18,5	10	10	28	28	67	67	145	145								7,4	Basili et al., 2013
3525327540	35,5	32,5	35	33		18,5	20	20	28	28	67	67	145	145								7,4	Basili et al., 2013
3525327540	35,5	32,5	35	33		18,5	15	15	28	28	67	67	145	145								7,4	Basili et al., 2013
3525327540	35,5	32,5	35	33		18,5	10	10	28	28	67	67	145	145								7,4	Basili et al., 2013
3525327540	35,5	32,5	35	33		18,5	6	6	28	28	67	67	145	145								7,4	Basili et al., 2013
3525327540	35,5	32,5	35	33		18,5	20	20	28	28	67	67	145	145								7,4	Basili et al., 2013
3525327540	35,5	32,5	35	33		18,5	15	15	28	28	67	67	145	145								7,4	Basili et al., 2013
3525327540	35,5	32,5	35	33		18,5	10	10	28	28	67	67	145	145								7,4	Basili et al., 2013
3525327540	35,5	32,5	35	33		18,5	20	20	28	28	67	67	145	145								7,4	Basili et al., 2013
3525327540	35,5	32,5	35	33		18,5	15	15	28	28	67	67	145	145								7,4	Basili et al., 2013
3525327540	35,5	32,5	35	33		18,5	6	6	28	28	67	67	145	145								7,4	Basili et al., 2013
3525327540	35,5	32,5	35	33		18,5	10	10	28	28	67	67	145	145								7,4	Basili et al., 2013
3525327540	35,5	32,5	35	33		18,5	15	15	28	28	67	67	145	145								7,4	Basili et al., 2013
3525327540	35,5	32,5	35	33		18,5	20	20	28	28	67	67	145	145								7,4	Basili et al., 2013
3525327540	35,5	32,5	35	33		18,5	15	15	28	28	67	67	145	145								7,4	Basili et al., 2013
3525327540	35,5	32,5	35	33		18,5	20	20	28	28	67	67	145	145								7,4	Basili et al., 2013
3525327540	35,5	32,5	35	33			0	0	80	80	45	45	120	120								4,8	Salamon et al., 2003
3525327540	35,5	32,5	35	33		19	21	21	324	324	36	36	115	115								7,2	Basili et al., 2013
3525332540	35,5	33	35	33,5		22,5	4	4	281	281	56	56	70	70								6,2	Basili et al., 2013
3525332540	35,5	33	35	33,5		22,5	8	8	281	281	56	56	70	70								6,2	Basili et al., 2013
3525332540	35,5	33	35	33,5		22,5	11	11	281	281	56	56	70	70								6,2	Basili et al., 2013
3525332540	35,5	33	35	33,5		22,5	15	15	281	281	56	56	70	70								6,2	Basili et al., 2013
3525332540	35,5	33	35	33,5		22,5	19	19	281	281	56	56	70	70								6,2	Basili et al., 2013
3525332540	35,5	33	35	33,5		22,5	19	19	281	281	56	56	70	70								6,2	Basili et al., 2013
3525332540	35,5	33	35	33,5		22,5	23	23	281	281	56	56	70	70								6,2	Basili et al., 2013
3525332540	35,5	33	35	33,5		22,5	23	23	281	281	56	56	70	70								6,2	Basili et al., 2013
3525332540	35,5	33	35	33,5		21,5	4	4	318	318	36	36	98	98								6,2	Basili et al., 2013

Table B.1. Compiled moment tensor database for each analysis bin in 0-40 km depth.

3525332540	35,5	33	35	33,5		21,5	7	7	318	318	36	36	98	98								6,2	Basili et al., 2013
3525332540	35,5	33	35	33,5		21,5	10	10	318	318	36	36	98	98								6,2	Basili et al., 2013
3525332540	35,5	33	35	33,5		21,5	4	4	323	323	37	37	98	98								6,2	Basili et al., 2013
3525332540	35,5	33	35	33,5		21,5	4	4	323	323	37	37	98	98								6,2	Basili et al., 2013
3525332540	35,5	33	35	33,5		21,5	7	7	323	323	37	37	98	98								6,2	Basili et al., 2013
3525332540	35,5	33	35	33,5		21,5	4	4	323	323	37	37	98	98								6,2	Basili et al., 2013
3525332540	35,5	33	35	33,5		21,5	7	7	323	323	37	37	98	98								6,2	Basili et al., 2013
3525332540	35,5	33	35	33,5		21,5	10	10	323	323	37	37	98	98								6,2	Basili et al., 2013
3525332540	35,5	33	35	33,5		21,5	4	4	323	323	37	37	98	98								6,2	Basili et al., 2013
3525332540	35,5	33	35	33,5		21,5	7	7	323	323	37	37	98	98								6,2	Basili et al., 2013
3525332540	35,5	33	35	33,5		21,5	10	10	323	323	37	37	98	98								6,2	Basili et al., 2013
3525332540	35,5	33	35	33,5		21,5	4	4	323	323	37	37	98	98								6,2	Basili et al., 2013
3525332540	35,5	33	35	33,5		21,5	12	12	323	323	37	37	98	98								6,2	Basili et al., 2013
3525332540	35,5	33	35	33,5		21,5	7	7	323	323	37	37	98	98								6,2	Basili et al., 2013
3525332540	35,5	33	35	33,5		21,5	10	10	323	323	37	37	98	98								6,2	Basili et al., 2013
3525332540	35,5	33	35	33,5		21,5	12	12	323	323	37	37	98	98								6,2	Basili et al., 2013
3525332540	35,5	33	35	33,5		21,5	7	7	323	323	37	37	98	98								6,2	Basili et al., 2013
3525332540	35,5	33	35	33,5		21,5	15	15	323	323	37	37	98	98								6,2	Basili et al., 2013
3525332540	35,5	33	35	33,5		21,5	10	10	323	323	38	38	98	98								6,2	Basili et al., 2013
3525332540	35,5	33	35	33,5		21,5	12	12	323	323	38	38	98	98								6,2	Basili et al., 2013
3525332540	35,5	33	35	33,5		21,5	15	15	323	323	38	38	98	98								6,2	Basili et al., 2013
3525332540	35,5	33	35	33,5		21,5	10	10	323	323	38	38	98	98								6,2	Basili et al., 2013
3525332540	35,5	33	35	33,5		21,5	18	18	323	323	38	38	98	98								6,2	Basili et al., 2013
3525332540	35,5	33	35	33,5		21,5	12	12	323	323	38	38	98	98								6,2	Basili et al., 2013
3525332540	35,5	33	35	33,5		21,5	15	15	323	323	38	38	98	98								6,2	Basili et al., 2013
3525332540	35,5	33	35	33,5		21,5	18	18	323	323	38	38	98	98								6,2	Basili et al., 2013
3525332540	35,5	33	35	33,5		21,5	12	12	323	323	38	38	98	98								6,2	Basili et al., 2013
3525332540	35,5	33	35	33,5		21,5	15	15	323	323	38	38	98	98								6,2	Basili et al., 2013
3525332540	35,5	33	35	33,5		21,5	18	18	323	323	38	38	98	98								6,2	Basili et al., 2013
3525332540	35,5	33	35	33,5		21,5	20	20	323	323	38	38	98	98								6,2	Basili et al., 2013
3525332540	35,5	33	35	33,5		21,5	15	15	323	323	38	38	98	98								6,2	Basili et al., 2013
3525332540	35,5	33	35	33,5		21,5	18	18	323	323	38	38	98	98								6,2	Basili et al., 2013
3525332540	35,5	33	35	33,5		21,5	20	20	323	323	38	38	98	98								6,2	Basili et al., 2013
3525332540	35,5	33	35	33,5		21,5	23	23	323	323	38	38	98	98								6,2	Basili et al., 2013
3525332540	35,5	33	35	33,5		21,5	18	18	323	323	38	38	98	98								6,2	Basili et al., 2013
3525332540	35,5	33	35	33,5		21,5	20	20	323	323	38	38	98	98								6,2	Basili et al., 2013
3525332540	35,5	33	35	33,5		21,5	23	23	323	323	38	38	98	98								6,2	Basili et al., 2013
3525337540	35,5	33,5	35	34			0	0	248	248	46	46	144	144								5,6	Salamon et al., 2003
3525337540	35,5	33,5	35	34		22,5	23	23	254	254	51	51	70	70								6,2	Basili et al., 2013
3525337540	35,5	33,5	35	34		22,5	23	23	254	254	51	51	70	70								6,2	Basili et al., 2013
3525337540	35,5	33,5	35	34		22,5	19	19	254	254	51	51	70	70								6,2	Basili et al., 2013
3525337540	35,5	33,5	35	34		22,5	19	19	254	254	51	51	70	70								6,2	Basili et al., 2013
3525337540	35,5	33,5	35	34		22,5	15	15	254	254	51	51	70	70								6,2	Basili et al., 2013
3525337540	35,5	33,5	35	34		22,5	15	15	254	254	51	51	70	70								6,2	Basili et al., 2013
3525337540	35,5	33,5	35	34		22,5	11	11	254	254	51	51	70	70								6,2	Basili et al., 2013
3525337540	35,5	33,5	35	34		22,5	8	8	254	254	51	51	70	70								6,2	Basili et al., 2013
3525337540	35,5	33,5	35	34		22,5	4	4	254	254	51	51	70	70								6,2	Basili et al., 2013
3525337540	35,5	33,5	35	34		22,5	23	23	260	260	52	52	70	70								6,2	Basili et al., 2013
3525337540	35,5	33,5	35	34		22,5	19	19	260	260	52	52	70	70								6,2	Basili et al., 2013
3525337540	35,5	33,5	35	34		22,5	15	15	260	260	52	52	70	70								6,2	Basili et al., 2013
3525337540	35,5	33,5	35	34		22,5	11	11	260	260	52	52	70	70								6,2	Basili et al., 2013
3525337540	35,5	33,5	35	34		22,5	8	8	260	260	52	52	70	70								6,2	Basili et al., 2013
3525337540	35,5	33,5	35	34		22,5	4	4	260	260	52	52	70	70								6,2	Basili et al., 2013
3525337540	35,5	33,5	35	34		22,5	23	23	265	265	52	52	70	70								6,2	Basili et al., 2013
3525337540	35,5	33,5	35	34		22,5	23	23	265	265	52	52	70	70								6,2	Basili et al., 2013
3525337540	35,5	33,5	35	34		22,5	23	23	265	265	52	52	70	70								6,2	Basili et al., 2013
3525337540	35,5	33,5	35	34		22,5	19	19	265	265	52	52	70	70								6,2	Basili et al., 2013
3525337540	35,5	33,5	35	34		22,5	19	19	265	265	52	52	70	70								6,2	Basili et al., 2013
3525337540	35,5	33,5	35	34		22,5	19	19	265	265	52	52	70	70								6,2	Basili et al., 2013
3525337540	35,5	33,5	35	34		22,5	15	15	265	265	52	52	70	70								6,2	Basili et al., 2013
3525337540	35,5	33,5	35	34		22,5	15	15	265	265	52	52	70	70								6,2	Basili et al., 2013
3525337540	35,5	33,5	35	34		22,5	11	11	265	265	52	52	70	70								6,2	Basili et al., 2013
3525337540	35,5	33,5	35	34		22,5	11	11	265	265	52	52	70	70								6,2	Basili et al., 2013
3525337540	35,5	33,5	35	34		22,5	11	11	265	265	52	52	70	70								6,2	Basili et al., 2013
3525337540	35,5	33,5	35	34		22,5	8	8	265	265	52	52	70	70								6,2	Basili et al., 2013
3525337540	35,5	33,5	35	34		22,5	8	8	265	265	52	52	70	70								6,2	Basili et al., 2013
3525337540	35,5	33,5	35	34		22,5	8	8	265	265	52	52	70	70								6,2	Basili et al., 2013
3525337540	35,5	33,5	35	34		22,5	4	4	265	265	52	52	70	70								6,2	Basili et al., 2013
3525337540	35,5	33,5	35	34		22,5	4	4	265	265	52	52	70	70								6,2	Basili et al., 2013
3525337540	35,5	33,5	35	34		22,5	4	4	265	265	52	52	70	70								6,2	Basili et al., 2013
3525337540	35,5	33,5	35	34		22,5	23	23	270	270	53	53	70	70								6,2	Basili et al., 2013
3525337540	35,5	33,5	35	34		22,5	19	19	270	270	53	53	70	70								6,2	Basili et al., 2013
3525337540	35,5	33,5	35	34		22,5	15	15	270	270	53	53	70	70								6,2	Basili et al., 2013
3525337540	35,5	33,5	35	34		22,5	11	11	270	270	53	53	70	70								6,2	Basili et al., 2013
3525337540	35,5	33,5	35	34		22,5	8	8	270	270	53	53	70	70								6,2	Basili et al., 2013
3525337540	35,5	33,5	35	34		22,5	4	4	270	270	53	53	70	70								6,2	Basili et al., 2013
3525337540	35,5	33,5	35	34		22,5	15	15	271	271	53	53	70	70								6,2	Basili et al., 2013
3525337540	35,5	33,5	35	34		22,5	11	11	271	271	53	53	70	70								6,2	Basili et al., 2013
3525337540	35,5	33,5	35	34		22,5	8	8	271	271	53	53	70	70								6,2	Basili et al., 2013
3525337540	35,5	33,5	35	34		22,5	4	4	271	271	53	53	70	70								6,2	Basili et al., 2013
3525337540	35,5	33,5	35	34		22,5	23	23	271	271	53	53	70	70								6,2	Basili et al., 2013
3525337540	35,5	33,5	35	34		22,5	19	19	271	271	53	53	70	70								6,2	Basili et al., 2013
3525337540	35,5	33,5	35	34		22,5	4	4	280	280	56	56	70	70								6,2	Basili et al., 2013
3525337540	35,5	33,5	35	34		22,5	8	8	280	280	56	56	70	70								6,2	Basili et al., 2013
3525337540	35,5	33,5	35	34		22,5	11	11	280	280	56	56	70	70								6,2	Basili et al., 2013
3525337540	35,5	33,5	35	34		22,5	15	15	280	280	56	56	70	70								6,2	Basili et al., 2013
3525337540	35,5	33,5	35	34		22,5	19	19	280	280	56	56	70	70								6,2	Basili et al., 2013
3525337540	35,5	33,5	35	34		22,5	23	23	280	280	56	56	70	70								6,2	Basili et al., 2013
3525337540	35,5	33,5	35	34		22,5	4	4	281	281	56	56	70	70								6,2	Basili et al., 2013
3525337540	35,5	33,5	35	34		22,5	8	8	281	281	56	56	70	70								6,2	Basili et al., 2013
3525337540	35,5	33,5	35	34		22,5	11	11	281	281	56	56	70	70								6,2	Basili et al., 2013
3525337540	35,5	33,5	35	34		22,5	15	15	281	281	56	56	70	70								6,2	Basili et al., 2013
3525337540	35,5	33,5	35	34		22,5	8	8	286	286	57	57	60	60								6,3	Basili et al., 2013

Table B.1. Compiled moment tensor database for each analysis bin in 0-40 km depth.

3525337540	35,5	33,5	35	34		22,5	8	8	286	286	57	57	60	60								6,3	Basili et al., 2013
3525337540	35,5	33,5	35	34		22,5	12	12	286	286	57	57	60	60								6,3	Basili et al., 2013
3525337540	35,5	33,5	35	34		22,5	12	12	286	286	57	57	60	60								6,3	Basili et al., 2013
3525337540	35,5	33,5	35	34		22,5	16	16	286	286	57	57	60	60								6,3	Basili et al., 2013
3525337540	35,5	33,5	35	34		22,5	16	16	286	286	57	57	60	60								6,3	Basili et al., 2013
3525337540	35,5	33,5	35	34		22,5	19	19	286	286	57	57	60	60								6,3	Basili et al., 2013
3525337540	35,5	33,5	35	34		22,5	23	23	286	286	57	57	60	60								6,3	Basili et al., 2013
3525337540	35,5	33,5	35	34		22,5	19	19	286	286	57	57	60	60								6,3	Basili et al., 2013
3525337540	35,5	33,5	35	34		22,5	23	23	286	286	57	57	60	60								6,3	Basili et al., 2013
3525337540	35,5	33,5	35	34		22,5	23	23	286	286	57	57	60	60								6,3	Basili et al., 2013
3525337540	35,5	33,5	35	34		21,5	18	18	298	298	32	32	98	98								6,2	Basili et al., 2013
3525337540	35,5	33,5	35	34		21,5	20	20	298	298	32	32	98	98								6,2	Basili et al., 2013
3525337540	35,5	33,5	35	34		21,5	23	23	298	298	32	32	98	98								6,2	Basili et al., 2013
3525337540	35,5	33,5	35	34		21,5	12	12	300	300	33	33	98	98								6,2	Basili et al., 2013
3525337540	35,5	33,5	35	34		21,5	15	15	300	300	33	33	98	98								6,2	Basili et al., 2013
3525337540	35,5	33,5	35	34		21,5	12	12	300	300	33	33	98	98								6,2	Basili et al., 2013
3525337540	35,5	33,5	35	34		21,5	15	15	300	300	33	33	98	98								6,2	Basili et al., 2013
3525337540	35,5	33,5	35	34		21,5	18	18	300	300	33	33	98	98								6,2	Basili et al., 2013
3525337540	35,5	33,5	35	34		21,5	15	15	300	300	33	33	98	98								6,2	Basili et al., 2013
3525337540	35,5	33,5	35	34		21,5	18	18	300	300	33	33	98	98								6,2	Basili et al., 2013
3525337540	35,5	33,5	35	34		21,5	20	20	300	300	33	33	98	98								6,2	Basili et al., 2013
3525337540	35,5	33,5	35	34		21,5	18	18	300	300	33	33	98	98								6,2	Basili et al., 2013
3525337540	35,5	33,5	35	34		21,5	20	20	300	300	33	33	98	98								6,2	Basili et al., 2013
3525337540	35,5	33,5	35	34		21,5	23	23	300	300	33	33	98	98								6,2	Basili et al., 2013
3525337540	35,5	33,5	35	34		21,5	20	20	300	300	33	33	98	98								6,2	Basili et al., 2013
3525337540	35,5	33,5	35	34		21,5	23	23	300	300	33	33	98	98								6,2	Basili et al., 2013
3525337540	35,5	33,5	35	34		21,5	23	23	300	300	33	33	98	98								6,2	Basili et al., 2013
3525337540	35,5	33,5	35	34		21,5	10	10	311	311	34	34	98	98								6,2	Basili et al., 2013
3525337540	35,5	33,5	35	34		21,5	12	12	311	311	34	34	98	98								6,2	Basili et al., 2013
3525337540	35,5	33,5	35	34		21,5	15	15	311	311	34	34	98	98								6,2	Basili et al., 2013
3525337540	35,5	33,5	35	34		21,5	18	18	311	311	34	34	98	98								6,2	Basili et al., 2013
3525337540	35,5	33,5	35	34		21,5	20	20	311	311	34	34	98	98								6,2	Basili et al., 2013
3525337540	35,5	33,5	35	34		21,5	23	23	311	311	34	34	98	98								6,2	Basili et al., 2013
3525337540	35,5	33,5	35	34		21,5	4	4	312	312	35	35	98	98								6,2	Basili et al., 2013
3525337540	35,5	33,5	35	34		21,5	4	4	312	312	35	35	98	98								6,2	Basili et al., 2013
3525337540	35,5	33,5	35	34		21,5	7	7	312	312	35	35	98	98								6,2	Basili et al., 2013
3525337540	35,5	33,5	35	34		21,5	7	7	312	312	35	35	98	98								6,2	Basili et al., 2013
3525337540	35,5	33,5	35	34		21,5	10	10	312	312	35	35	98	98								6,2	Basili et al., 2013
3525337540	35,5	33,5	35	34		21,5	10	10	312	312	35	35	98	98								6,2	Basili et al., 2013
3525337540	35,5	33,5	35	34		21,5	12	12	312	312	35	35	98	98								6,2	Basili et al., 2013
3525337540	35,5	33,5	35	34		21,5	12	12	312	312	35	35	98	98								6,2	Basili et al., 2013
3525337540	35,5	33,5	35	34		21,5	15	15	312	312	35	35	98	98								6,2	Basili et al., 2013
3525337540	35,5	33,5	35	34		21,5	15	15	312	312	35	35	98	98								6,2	Basili et al., 2013
3525337540	35,5	33,5	35	34		21,5	18	18	312	312	35	35	98	98								6,2	Basili et al., 2013
3525337540	35,5	33,5	35	34		21,5	18	18	312	312	35	35	98	98								6,2	Basili et al., 2013
3525337540	35,5	33,5	35	34		21,5	20	20	312	312	35	35	98	98								6,2	Basili et al., 2013
3525337540	35,5	33,5	35	34		21,5	20	20	312	312	35	35	98	98								6,2	Basili et al., 2013
3525337540	35,5	33,5	35	34		21,5	23	23	312	312	35	35	98	98								6,2	Basili et al., 2013
3525337540	35,5	33,5	35	34		21,5	23	23	312	312	35	35	98	98								6,2	Basili et al., 2013
3525337540	35,5	33,5	35	34		21,5	4	4	315	315	35	35	98	98								6,2	Basili et al., 2013
3525337540	35,5	33,5	35	34		21,5	7	7	315	315	35	35	98	98								6,2	Basili et al., 2013
3525337540	35,5	33,5	35	34		21,5	10	10	315	315	35	35	98	98								6,2	Basili et al., 2013
3525337540	35,5	33,5	35	34		21,5	12	12	315	315	35	35	98	98								6,2	Basili et al., 2013
3525337540	35,5	33,5	35	34		21,5	15	15	316	316	35	35	98	98								6,2	Basili et al., 2013
3525337540	35,5	33,5	35	34		21,5	18	18	316	316	35	35	98	98								6,2	Basili et al., 2013
3525337540	35,5	33,5	35	34		21,5	20	20	316	316	35	35	98	98								6,2	Basili et al., 2013
3525337540	35,5	33,5	35	34		21,5	23	23	316	316	35	35	98	98								6,2	Basili et al., 2013
3525337540	35,5	33,5	35	34		21,5	4	4	316	316	35	35	98	98								6,2	Basili et al., 2013
3525337540	35,5	33,5	35	34		21,5	7	7	316	316	35	35	98	98								6,2	Basili et al., 2013
3525337540	35,5	33,5	35	34		19	18	18	316	316	34	34	98	98								6,2	Basili et al., 2013
3525337540	35,5	33,5	35	34		19	21	21	316	316	34	34	98	98								6,2	Basili et al., 2013
3525337540	35,5	33,5	35	34		21,5	7	7	316	316	35	35	98	98								6,2	Basili et al., 2013
3525337540	35,5	33,5	35	34		21,5	10	10	316	316	35	35	98	98								6,2	Basili et al., 2013
3525337540	35,5	33,5	35	34		19	21	21	316	316	34	34	98	98								6,2	Basili et al., 2013
3525337540	35,5	33,5	35	34		21,5	10	10	316	316	35	35	98	98								6,2	Basili et al., 2013
3525337540	35,5	33,5	35	34		21,5	12	12	316	316	35	35	98	98								6,2	Basili et al., 2013
3525337540	35,5	33,5	35	34		21,5	12	12	316	316	35	35	98	98								6,2	Basili et al., 2013
3525337540	35,5	33,5	35	34		21,5	15	15	316	316	35	35	98	98								6,2	Basili et al., 2013
3525337540	35,5	33,5	35	34		21,5	15	15	316	316	35	35	98	98								6,2	Basili et al., 2013
3525337540	35,5	33,5	35	34		21,5	18	18	316	316	35	35	98	98								6,2	Basili et al., 2013
3525337540	35,5	33,5	35	34		21,5	18	18	316	316	35	35	98	98								6,2	Basili et al., 2013
3525337540	35,5	33,5	35	34		21,5	20	20	316	316	35	35	98	98								6,2	Basili et al., 2013
3525337540	35,5	33,5	35	34		21,5	20	20	316	316	35	35	98	98								6,2	Basili et al., 2013
3525337540	35,5	33,5	35	34		21,5	23	23	316	316	35	35	98	98								6,2	Basili et al., 2013
3525337540	35,5	33,5	35	34		21,5	23	23	316	316	35	35	98	98								6,2	Basili et al., 2013
3525337540	35,5	33,5	35	34		21,5	12	12	318	318	36	36	98	98								6,2	Basili et al., 2013
3525337540	35,5	33,5	35	34		21,5	15	15	318	318	36	36	98	98								6,2	Basili et al., 2013
3525337540	35,5	33,5	35	34		21,5	18	18	318	318	36	36	98	98								6,2	Basili et al., 2013
3525337540	35,5	33,5	35	34		21,5	20	20	318	318	36	36	98	98								6,2	Basili et al., 2013
3525337540	35,5	33,5	35	34		21,5	23	23	318	318	36	36	98	98								6,2	Basili et al., 2013
3525337540	35,5	33,5	35	34		21,5	20	20	323	323	38	38	98	98								6,2	Basili et al., 2013
3525337540	35,5	33,5	35	34		21,5	23	23	323	323	38	38	98	98								6,2	Basili et al., 2013
3525337540	35,5	33,5	35	34																		5,9	Compiled Historical Catalogue
3525342540	35,5	34	35	34,5		22,5	19	19	236	236	52	52	70	70								6,2	Basili et al., 2013
3525342540	35,5	34	35	34,5		22,5	15	15	236	236	52	52	70	70								6,2	Basili et al., 2013
3525342540	35,5	34	35	34,5		22,5	15	15	236	236	52	52	70	70								6,2	Basili et al., 2013
3525342540	35,5	34	35	34,5		22,5	11	11	236	236	52	52	70	70								6,2	Basili et al., 2013
3525342540	35,5	34	35	34,5		22,5	11	11	236	236	52	52	70	70								6,2	Basili et al., 2013
3525342540	35,5	34	35	34,5		22,5	8	8	236	236	52	52	70	70								6,2	Basili et al., 2013
3525342540	35,5	34	35	34,5		22,5	8	8	236	236	52	52	70	70								6,2	Basili et al., 2013
3525342540	35,5	34	35	34,5		22,5	4	4	236	236	52	52	70	70								6,2	Basili et al., 2013
3525342540	35,5	34	35	34,5		22,5	4	4	236	236	52	52	70	70								6,2	Basili et al., 2013
3525342540	35,5	34	35	34,5		22,5	23	23	243	243	51	51	70	70								6,2	Basili et al., 2013
3525342540	35,5	34	35	34,5		22,5	19	19	243	243	51	51	70	70								6,2	Basili et al., 2013

Table B.1. Compiled moment tensor database for each analysis bin in 0-40 km depth.

3525342540	35,5	34	35	34,5		22,5	15	15	243	243	51	51	70	70								6,2	Basili et al., 2013
3525342540	35,5	34	35	34,5		22,5	11	11	243	243	51	51	70	70								6,2	Basili et al., 2013
3525342540	35,5	34	35	34,5		22,5	8	8	243	243	51	51	70	70								6,2	Basili et al., 2013
3525342540	35,5	34	35	34,5		22,5	4	4	243	243	51	51	70	70								6,2	Basili et al., 2013
3525342540	35,5	34	35	34,5		22,5	23	23	247	247	51	51	70	70								6,2	Basili et al., 2013
3525342540	35,5	34	35	34,5		22,5	23	23	247	247	51	51	70	70								6,2	Basili et al., 2013
3525342540	35,5	34	35	34,5		22,5	19	19	247	247	51	51	70	70								6,2	Basili et al., 2013
3525342540	35,5	34	35	34,5		22,5	23	23	247	247	51	51	70	70								6,2	Basili et al., 2013
3525342540	35,5	34	35	34,5		22,5	19	19	247	247	51	51	70	70								6,2	Basili et al., 2013
3525342540	35,5	34	35	34,5		22,5	15	15	247	247	51	51	70	70								6,2	Basili et al., 2013
3525342540	35,5	34	35	34,5		22,5	19	19	247	247	51	51	70	70								6,2	Basili et al., 2013
3525342540	35,5	34	35	34,5		22,5	15	15	247	247	51	51	70	70								6,2	Basili et al., 2013
3525342540	35,5	34	35	34,5		22,5	11	11	247	247	51	51	70	70								6,2	Basili et al., 2013
3525342540	35,5	34	35	34,5		22,5	15	15	247	247	51	51	70	70								6,2	Basili et al., 2013
3525342540	35,5	34	35	34,5		22,5	11	11	247	247	51	51	70	70								6,2	Basili et al., 2013
3525342540	35,5	34	35	34,5		22,5	8	8	247	247	51	51	70	70								6,2	Basili et al., 2013
3525342540	35,5	34	35	34,5		22,5	11	11	247	247	51	51	70	70								6,2	Basili et al., 2013
3525342540	35,5	34	35	34,5		22,5	8	8	247	247	51	51	70	70								6,2	Basili et al., 2013
3525342540	35,5	34	35	34,5		22,5	4	4	247	247	51	51	70	70								6,2	Basili et al., 2013
3525342540	35,5	34	35	34,5		22,5	8	8	247	247	51	51	70	70								6,2	Basili et al., 2013
3525342540	35,5	34	35	34,5		22,5	4	4	247	247	51	51	70	70								6,2	Basili et al., 2013
3525342540	35,5	34	35	34,5		22,5	4	4	247	247	51	51	70	70								6,2	Basili et al., 2013
3525342540	35,5	34	35	34,5		22,5	23	23	250	250	51	51	70	70								6,2	Basili et al., 2013
3525342540	35,5	34	35	34,5		22,5	19	19	250	250	51	51	70	70								6,2	Basili et al., 2013
3525342540	35,5	34	35	34,5		22,5	15	15	250	250	51	51	70	70								6,2	Basili et al., 2013
3525342540	35,5	34	35	34,5		22,5	11	11	250	250	51	51	70	70								6,2	Basili et al., 2013
3525342540	35,5	34	35	34,5		22,5	8	8	250	250	51	51	70	70								6,2	Basili et al., 2013
3525342540	35,5	34	35	34,5		22,5	4	4	250	250	51	51	70	70								6,2	Basili et al., 2013
3525342540	35,5	34	35	34,5		22,5	23	23	254	254	51	51	70	70								6,2	Basili et al., 2013
3525342540	35,5	34	35	34,5		22,5	23	23	254	254	51	51	70	70								6,2	Basili et al., 2013
3525342540	35,5	34	35	34,5		22,5	19	19	254	254	51	51	70	70								6,2	Basili et al., 2013
3525342540	35,5	34	35	34,5		22,5	19	19	254	254	51	51	70	70								6,2	Basili et al., 2013
3525342540	35,5	34	35	34,5		22,5	15	15	254	254	51	51	70	70								6,2	Basili et al., 2013
3525342540	35,5	34	35	34,5		22,5	15	15	254	254	51	51	70	70								6,2	Basili et al., 2013
3525342540	35,5	34	35	34,5		22,5	11	11	254	254	51	51	70	70								6,2	Basili et al., 2013
3525342540	35,5	34	35	34,5		22,5	11	11	254	254	51	51	70	70								6,2	Basili et al., 2013
3525342540	35,5	34	35	34,5		22,5	11	11	254	254	51	51	70	70								6,2	Basili et al., 2013
3525342540	35,5	34	35	34,5		22,5	8	8	254	254	51	51	70	70								6,2	Basili et al., 2013
3525342540	35,5	34	35	34,5		22,5	8	8	254	254	51	51	70	70								6,2	Basili et al., 2013
3525342540	35,5	34	35	34,5		22,5	8	8	254	254	51	51	70	70								6,2	Basili et al., 2013
3525342540	35,5	34	35	34,5		22,5	4	4	254	254	51	51	70	70								6,2	Basili et al., 2013
3525342540	35,5	34	35	34,5		22,5	4	4	254	254	51	51	70	70								6,2	Basili et al., 2013
3525342540	35,5	34	35	34,5		22,5	4	4	254	254	51	51	70	70								6,2	Basili et al., 2013
3525342540	35,5	34	35	34,5		22,5	23	23	267	267	52	52	60	60								6,3	Basili et al., 2013
3525342540	35,5	34	35	34,5		22,5	19	19	267	267	52	52	60	60								6,3	Basili et al., 2013
3525342540	35,5	34	35	34,5		22,5	23	23	270	270	52	52	60	60								6,3	Basili et al., 2013
3525342540	35,5	34	35	34,5		22,5	23	23	270	270	52	52	60	60								6,3	Basili et al., 2013
3525342540	35,5	34	35	34,5		22,5	23	23	270	270	52	52	60	60								6,3	Basili et al., 2013
3525342540	35,5	34	35	34,5		22,5	23	23	270	270	52	52	60	60								6,3	Basili et al., 2013
3525342540	35,5	34	35	34,5		22,5	23	23	270	270	52	52	60	60								6,3	Basili et al., 2013
3525342540	35,5	34	35	34,5		22,5	19	19	270	270	52	52	60	60								6,3	Basili et al., 2013
3525342540	35,5	34	35	34,5		22,5	19	19	270	270	52	52	60	60								6,3	Basili et al., 2013
3525342540	35,5	34	35	34,5		22,5	19	19	270	270	52	52	60	60								6,3	Basili et al., 2013
3525342540	35,5	34	35	34,5		22,5	19	19	270	270	52	52	60	60								6,3	Basili et al., 2013
3525342540	35,5	34	35	34,5		22,5	19	19	270	270	52	52	60	60								6,3	Basili et al., 2013
3525342540	35,5	34	35	34,5		22,5	16	16	270	270	52	52	60	60								6,3	Basili et al., 2013
3525342540	35,5	34	35	34,5		22,5	16	16	270	270	52	52	60	60								6,3	Basili et al., 2013
3525342540	35,5	34	35	34,5		22,5	16	16	270	270	52	52	60	60								6,3	Basili et al., 2013
3525342540	35,5	34	35	34,5		22,5	16	16	270	270	52	52	60	60								6,3	Basili et al., 2013
3525342540	35,5	34	35	34,5		22,5	16	16	270	270	52	52	60	60								6,3	Basili et al., 2013
3525342540	35,5	34	35	34,5		22,5	12	12	270	270	52	52	60	60								6,3	Basili et al., 2013
3525342540	35,5	34	35	34,5		22,5	12	12	270	270	52	52	60	60								6,3	Basili et al., 2013
3525342540	35,5	34	35	34,5		22,5	12	12	270	270	52	52	60	60								6,3	Basili et al., 2013
3525342540	35,5	34	35	34,5		22,5	12	12	270	270	52	52	60	60								6,3	Basili et al., 2013
3525342540	35,5	34	35	34,5		22,5	12	12	270	270	52	52	60	60								6,3	Basili et al., 2013
3525342540	35,5	34	35	34,5		22,5	12	12	278	278	54	54	60	60								6,3	Basili et al., 2013
3525342540	35,5	34	35	34,5		22,5	16	16	278	278	54	54	60	60								6,3	Basili et al., 2013
3525342540	35,5	34	35	34,5		22,5	19	19	278	278	54	54	60	60								6,3	Basili et al., 2013
3525342540	35,5	34	35	34,5		22,5	23	23	278	278	54	54	60	60								6,3	Basili et al., 2013
3525342540	35,5	34	35	34,5		22,5	8	8	286	286	57	57	60	60								6,3	Basili et al., 2013
3525342540	35,5	34	35	34,5		22,5	12	12	286	286	57	57	60	60								6,3	Basili et al., 2013
3525342540	35,5	34	35	34,5		22,5	12	12	286	286	57	57	60	60								6,3	Basili et al., 2013
3525342540	35,5	34	35	34,5		22,5	16	16	286	286	57	57	60	60								6,3	Basili et al., 2013
3525342540	35,5	34	35	34,5		22,5	16	16	286	286	57	57	60	60								6,3	Basili et al., 2013
3525342540	35,5	34	35	34,5		22,5	19	19	286	286	57	57	60	60								6,3	Basili et al., 2013
3525342540	35,5	34	35	34,5		22,5	19	19	286	286	57	57	60	60								6,3	Basili et al., 2013
3525342540	35,5	34	35	34,5		22,5	23	23	286	286	57	57	60	60								6,3	Basili et al., 2013
3525342540	35,5	34	35	34,5		21,5	23	23	287	287	32	32	98	98								6,2	Basili et al., 2013
3525342540	35,5	34	35	34,5		21,5	23	23	291	291	32	32	98	98								6,2	Basili et al., 2013
3525342540	35,5	34	35	34,5		21,5	23	23	293	293	32	32	98	98								6,2	Basili et al., 2013
3525342540	35,5	34	35	34,5		21,5	20	20	293	293	32	32	98	98								6,2	Basili et al., 2013
3525342540	35,5	34	35	34,5		21,5	23	23	293	293	32	32	98	98								6,2	Basili et al., 2013
3525342540	35,5	34	35	34,5		21,5	18	18	298	298	32	32	98	98								6,2	Basili et al., 2013
3525342540	35,5	34	35	34,5		21,5	20	20	298	298	32	32	98	98								6,2	Basili et al., 2013
3525342540	35,5	34	35	34,5		21,5	20	20	298	298	32	32	98	98								6,2	Basili et al., 2013
3525342540	35,5	34	35	34,5		21,5	23	23	298	298	32	32	98	98								6,2	Basili et al., 2013
3525342540	35,5	34	35	34,5		21,5	23	23	298	298	32	32	98	98								6,2	Basili et al., 2013
3525342540	35,5	34	35	34,5																		5,9	Compiled Historical Catalogue
3525347540	35,5	34,5	35	35		22,5	4	4	234	234	52	52	70	70								6,2	Basili et al., 2013
3525347540	35,5	34,5	35	35		22,5	11	11	236	236	52	52	70	70								6,2	Basili et al., 2013

Table B.1. Compiled moment tensor database for each analysis bin in 0-40 km depth.

3525347540	35,5	34,5	35	35		22,5	8	8	236	236	52	52	70	70								6,2	Basili et al., 2013
3525347540	35,5	34,5	35	35		22,5	8	8	236	236	52	52	70	70								6,2	Basili et al., 2013
3525347540	35,5	34,5	35	35		22,5	4	4	236	236	52	52	70	70								6,2	Basili et al., 2013
3525347540	35,5	34,5	35	35		22,5	4	4	236	236	52	52	70	70								6,2	Basili et al., 2013
3525347540	35,5	34,5	35	35		21,5	23	23	251	251	38	38	98	98								6,2	Basili et al., 2013
3525347540	35,5	34,5	35	35		22,5	23	23	252	252	50	50	60	60								6,3	Basili et al., 2013
3525347540	35,5	34,5	35	35		22,5	23	23	252	252	50	50	60	60								6,3	Basili et al., 2013
3525347540	35,5	34,5	35	35		22,5	19	19	252	252	50	50	60	60								6,3	Basili et al., 2013
3525347540	35,5	34,5	35	35		22,5	19	19	252	252	50	50	60	60								6,3	Basili et al., 2013
3525347540	35,5	34,5	35	35		22,5	16	16	252	252	50	50	60	60								6,3	Basili et al., 2013
3525347540	35,5	34,5	35	35		22,5	16	16	252	252	50	50	60	60								6,3	Basili et al., 2013
3525347540	35,5	34,5	35	35		22,5	12	12	252	252	50	50	60	60								6,3	Basili et al., 2013
3525347540	35,5	34,5	35	35		22,5	8	8	252	252	50	50	60	60								6,3	Basili et al., 2013
3525347540	35,5	34,5	35	35		22,5	4	4	252	252	50	50	60	60								6,3	Basili et al., 2013
3525347540	35,5	34,5	35	35		22,5	23	23	253	253	50	50	60	60								6,3	Basili et al., 2013
3525347540	35,5	34,5	35	35		22,5	19	19	253	253	50	50	60	60								6,3	Basili et al., 2013
3525347540	35,5	34,5	35	35		22,5	16	16	253	253	50	50	60	60								6,3	Basili et al., 2013
3525347540	35,5	34,5	35	35		22,5	12	12	253	253	50	50	60	60								6,3	Basili et al., 2013
3525347540	35,5	34,5	35	35		22,5	8	8	253	253	50	50	60	60								6,3	Basili et al., 2013
3525347540	35,5	34,5	35	35		22,5	4	4	253	253	50	50	60	60								6,3	Basili et al., 2013
3525347540	35,5	34,5	35	35		22,5	23	23	255	255	50	50	60	60								6,3	Basili et al., 2013
3525347540	35,5	34,5	35	35		22,5	23	23	255	255	50	50	60	60								6,3	Basili et al., 2013
3525347540	35,5	34,5	35	35		22,5	19	19	255	255	50	50	60	60								6,3	Basili et al., 2013
3525347540	35,5	34,5	35	35		22,5	19	19	255	255	50	50	60	60								6,3	Basili et al., 2013
3525347540	35,5	34,5	35	35		22,5	16	16	255	255	50	50	60	60								6,3	Basili et al., 2013
3525347540	35,5	34,5	35	35		22,5	16	16	255	255	50	50	60	60								6,3	Basili et al., 2013
3525347540	35,5	34,5	35	35		22,5	12	12	255	255	50	50	60	60								6,3	Basili et al., 2013
3525347540	35,5	34,5	35	35		22,5	12	12	255	255	50	50	60	60								6,3	Basili et al., 2013
3525347540	35,5	34,5	35	35		22,5	8	8	255	255	50	50	60	60								6,3	Basili et al., 2013
3525347540	35,5	34,5	35	35		22,5	8	8	255	255	50	50	60	60								6,3	Basili et al., 2013
3525347540	35,5	34,5	35	35		22,5	4	4	255	255	50	50	60	60								6,3	Basili et al., 2013
3525347540	35,5	34,5	35	35		22,5	23	23	256	256	50	50	60	60								6,3	Basili et al., 2013
3525347540	35,5	34,5	35	35		22,5	19	19	256	256	50	50	60	60								6,3	Basili et al., 2013
3525347540	35,5	34,5	35	35		22,5	16	16	256	256	50	50	60	60								6,3	Basili et al., 2013
3525347540	35,5	34,5	35	35		22,5	12	12	256	256	50	50	60	60								6,3	Basili et al., 2013
3525347540	35,5	34,5	35	35		22,5	8	8	256	256	50	50	60	60								6,3	Basili et al., 2013
3525347540	35,5	34,5	35	35		22,5	23	23	261	261	51	51	60	60								6,3	Basili et al., 2013
3525347540	35,5	34,5	35	35		22,5	23	23	261	261	51	51	60	60								6,3	Basili et al., 2013
3525347540	35,5	34,5	35	35		22,5	23	23	261	261	51	51	60	60								6,3	Basili et al., 2013
3525347540	35,5	34,5	35	35		22,5	19	19	261	261	51	51	60	60								6,3	Basili et al., 2013
3525347540	35,5	34,5	35	35		22,5	19	19	261	261	51	51	60	60								6,3	Basili et al., 2013
3525347540	35,5	34,5	35	35		22,5	19	19	261	261	51	51	60	60								6,3	Basili et al., 2013
3525347540	35,5	34,5	35	35		22,5	16	16	261	261	51	51	60	60								6,3	Basili et al., 2013
3525347540	35,5	34,5	35	35		22,5	16	16	261	261	51	51	60	60								6,3	Basili et al., 2013
3525347540	35,5	34,5	35	35		22,5	16	16	261	261	51	51	60	60								6,3	Basili et al., 2013
3525347540	35,5	34,5	35	35		22,5	12	12	261	261	51	51	60	60								6,3	Basili et al., 2013
3525347540	35,5	34,5	35	35		22,5	12	12	261	261	51	51	60	60								6,3	Basili et al., 2013
3525347540	35,5	34,5	35	35		22,5	12	12	261	261	51	51	60	60								6,3	Basili et al., 2013
3525347540	35,5	34,5	35	35		21,5	23	23	262	262	35	35	98	98								6,2	Basili et al., 2013
3525347540	35,5	34,5	35	35		21,5	23	23	263	263	34	34	98	98								6,2	Basili et al., 2013
3525347540	35,5	34,5	35	35		22,5	16	16	267	267	52	52	60	60								6,3	Basili et al., 2013
3525347540	35,5	34,5	35	35		22,5	12	12	267	267	52	52	60	60								6,3	Basili et al., 2013
3525352540	35,5	35	35	35,5			0	0	215	215	58	58	42	42								4,7	Salamon et al., 2003
3525352540	35,5	35	35	35,5			19,6	19,6	219	219	43	43	350	350	317	317	83	83	228	228		5	ISC MT Catalogue
3525352540	35,5	35	35	35,5			27	27	219	219	43	43	350	350								4,8	Dziewonski et al., 1981
3525352540	35,5	35	35	35,5		22,5	23	23	241	241	50	50	60	60								6,3	Basili et al., 2013
3525352540	35,5	35	35	35,5		22,5	19	19	241	241	50	50	60	60								6,3	Basili et al., 2013
3525352540	35,5	35	35	35,5		22,5	16	16	241	241	50	50	60	60								6,3	Basili et al., 2013
3525352540	35,5	35	35	35,5		22,5	23	23	242	242	50	50	60	60								6,3	Basili et al., 2013
3525352540	35,5	35	35	35,5		22,5	23	23	242	242	50	50	60	60								6,3	Basili et al., 2013
3525352540	35,5	35	35	35,5		22,5	19	19	242	242	50	50	60	60								6,3	Basili et al., 2013
3525352540	35,5	35	35	35,5		22,5	23	23	242	242	50	50	60	60								6,3	Basili et al., 2013
3525352540	35,5	35	35	35,5		22,5	19	19	242	242	50	50	60	60								6,3	Basili et al., 2013
3525352540	35,5	35	35	35,5		22,5	23	23	242	242	50	50	60	60								6,3	Basili et al., 2013
3525352540	35,5	35	35	35,5		22,5	16	16	242	242	50	50	60	60								6,3	Basili et al., 2013
3525352540	35,5	35	35	35,5		22,5	19	19	242	242	50	50	60	60								6,3	Basili et al., 2013
3525352540	35,5	35	35	35,5		22,5	16	16	242	242	50	50	60	60								6,3	Basili et al., 2013
3525352540	35,5	35	35	35,5		22,5	19	19	242	242	50	50	60	60								6,3	Basili et al., 2013
3525352540	35,5	35	35	35,5		22,5	12	12	242	242	50	50	60	60								6,3	Basili et al., 2013
3525352540	35,5	35	35	35,5		22,5	16	16	242	242	50	50	60	60								6,3	Basili et al., 2013
3525352540	35,5	35	35	35,5		22,5	12	12	242	242	50	50	60	60								6,3	Basili et al., 2013
3525352540	35,5	35	35	35,5		22,5	16	16	242	242	50	50	60	60								6,3	Basili et al., 2013
3525352540	35,5	35	35	35,5		22,5	8	8	242	242	50	50	60	60								6,3	Basili et al., 2013
3525352540	35,5	35	35	35,5		22,5	12	12	242	242	50	50	60	60								6,3	Basili et al., 2013
3525352540	35,5	35	35	35,5		22,5	8	8	242	242	50	50	60	60								6,3	Basili et al., 2013
3525352540	35,5	35	35	35,5		22,5	12	12	242	242	50	50	60	60								6,3	Basili et al., 2013
3525352540	35,5	35	35	35,5		22,5	4	4	242	242	50	50	60	60								6,3	Basili et al., 2013
3525352540	35,5	35	35	35,5		22,5	8	8	242	242	50	50	60	60								6,3	Basili et al., 2013
3525352540	35,5	35	35	35,5		22,5	4	4	242	242	50	50	60	60								6,3	Basili et al., 2013
3525352540	35,5	35	35	35,5		22,5	8	8	242	242	50	50	60	60								6,3	Basili et al., 2013
3525352540	35,5	35	35	35,5		22,5	4	4	242	242	50	50	60	60								6,3	Basili et al., 2013
3525352540	35,5	35	35	35,5		22,5	4	4	242	242	50	50	60	60								6,3	Basili et al., 2013
3525352540	35,5	35	35	35,5		22,5	23	23	244	244	50	50	60	60								6,3	Basili et al., 2013
3525352540	35,5	35	35	35,5		22,5	19	19	244	244	50	50	60	60								6,3	Basili et al., 2013
3525352540	35,5	35	35	35,5		22,5	16	16	244	244	50	50	60	60								6,3	Basili et al., 2013
3525352540	35,5	35	35	35,5		22,5	12	12	244	244	50	50	60	60								6,3	Basili et al., 2013
3525352540	35,5	35	35	35,5		22,5	8	8	244	244	50	50	60	60								6,3	Basili et al., 2013
3525352540	35,5	35	35	35,5		22,5	4	4	244	244	50	50	60	60								6,3	Basili et al., 2013
3525352540	35,5	35	35	35,5		22,5	23	23	248	248	50	50	60	60								6,3	Basili et al., 2013
3525352540	35,5	35	35	35,5		22,5	23	23	248	248	50	50	60	60								6,3	Basili et al., 2013
3525352540	35,5	35	35	35,5		22,5	19	19	248	248	50	50	60	60								6,3	Basili et al., 2013
3525352540	35,5	35	35	35,5		22,5	23	23	248	248	50	50	60	60								6,3	Basili et al., 2013
3525352540	35,5	35	35	35,5		22,5	19	19	248	248	50	50	60	60								6,3	Basili et al., 2013
3525352540	35,5	35	35	35,5		22,5	16	16	248	248	50	50	60	60								6,3	Basili et al., 2013

Table B.1. Compiled moment tensor database for each analysis bin in 0-40 km depth.

3525352540	35,5	35	35	35,5		22,5	19	19	248	248	50	50	60	60								6,3	Basili et al., 2013
3525352540	35,5	35	35	35,5		22,5	16	16	248	248	50	50	60	60								6,3	Basili et al., 2013
3525352540	35,5	35	35	35,5		22,5	12	12	248	248	50	50	60	60								6,3	Basili et al., 2013
3525352540	35,5	35	35	35,5		22,5	16	16	248	248	50	50	60	60								6,3	Basili et al., 2013
3525352540	35,5	35	35	35,5		22,5	12	12	248	248	50	50	60	60								6,3	Basili et al., 2013
3525352540	35,5	35	35	35,5		22,5	8	8	248	248	50	50	60	60								6,3	Basili et al., 2013
3525352540	35,5	35	35	35,5		22,5	12	12	248	248	50	50	60	60								6,3	Basili et al., 2013
3525352540	35,5	35	35	35,5		22,5	8	8	248	248	50	50	60	60								6,3	Basili et al., 2013
3525352540	35,5	35	35	35,5		22,5	4	4	248	248	50	50	60	60								6,3	Basili et al., 2013
3525352540	35,5	35	35	35,5		22,5	8	8	248	248	50	50	60	60								6,3	Basili et al., 2013
3525352540	35,5	35	35	35,5		22,5	4	4	248	248	50	50	60	60								6,3	Basili et al., 2013
3525352540	35,5	35	35	35,5		22,5	4	4	248	248	50	50	60	60								6,3	Basili et al., 2013
3525352540	35,5	35	35	35,5		22,5	23	23	249	249	50	50	60	60								6,3	Basili et al., 2013
3525352540	35,5	35	35	35,5		22,5	19	19	249	249	50	50	60	60								6,3	Basili et al., 2013
3525352540	35,5	35	35	35,5		22,5	16	16	249	249	50	50	60	60								6,3	Basili et al., 2013
3525352540	35,5	35	35	35,5		22,5	12	12	249	249	50	50	60	60								6,3	Basili et al., 2013
3525352540	35,5	35	35	35,5		22,5	8	8	249	249	50	50	60	60								6,3	Basili et al., 2013
3525352540	35,5	35	35	35,5		22,5	4	4	249	249	50	50	60	60								6,3	Basili et al., 2013
3525352540	35,5	35	35	35,5		21,5	23	23	251	251	38	38	98	98								6,2	Basili et al., 2013
3525352540	35,5	35	35	35,5		21,5	23	23	251	251	38	38	98	98								6,2	Basili et al., 2013
3525352540	35,5	35	35	35,5		21,5	20	20	251	251	38	38	98	98								6,2	Basili et al., 2013
3525352540	35,5	35	35	35,5		22,5	12	12	252	252	50	50	60	60								6,3	Basili et al., 2013
3525352540	35,5	35	35	35,5		22,5	8	8	252	252	50	50	60	60								6,3	Basili et al., 2013
3525352540	35,5	35	35	35,5		22,5	4	4	252	252	50	50	60	60								6,3	Basili et al., 2013
3525352540	35,5	35	35	35,5		21,5	23	23	255	255	36	36	98	98								6,2	Basili et al., 2013
3525352540	35,5	35	35	35,5		21,5	20	20	255	255	36	36	98	98								6,2	Basili et al., 2013
3525352540	35,5	35	35	35,5		21,5	23	23	256	256	36	36	98	98								6,2	Basili et al., 2013
3525352540	35,5	35	35	35,5		21,5	23	23	256	256	36	36	98	98								6,2	Basili et al., 2013
3525352540	35,5	35	35	35,5		21,5	23	23	256	256	36	36	98	98								6,2	Basili et al., 2013
3525352540	35,5	35	35	35,5		21,5	20	20	256	256	36	36	98	98								6,2	Basili et al., 2013
3525352540	35,5	35	35	35,5		21,5	20	20	256	256	36	36	98	98								6,2	Basili et al., 2013
3525352540	35,5	35	35	35,5		21,5	20	20	256	256	36	36	98	98								6,2	Basili et al., 2013
3525352540	35,5	35	35	35,5		21,5	18	18	256	256	36	36	98	98								6,2	Basili et al., 2013
3525352540	35,5	35	35	35,5		21,5	18	18	256	256	36	36	98	98								6,2	Basili et al., 2013
3525352540	35,5	35	35	35,5			20	20	317	317	83	83	228	228								5	Kalafat MT Catalogue
3525357540	35,5	35,5	35	36		22,5	8	8	215	215	54	54	60	60								6,3	Basili et al., 2013
3525357540	35,5	35,5	35	36		22,5	4	4	215	215	54	54	60	60								6,3	Basili et al., 2013
3525357540	35,5	35,5	35	36		22,5	4	4	215	215	54	54	60	60								6,3	Basili et al., 2013
3525357540	35,5	35,5	35	36		22,5	12	12	215	215	54	54	60	60								6,3	Basili et al., 2013
3525357540	35,5	35,5	35	36		22,5	8	8	215	215	54	54	60	60								6,3	Basili et al., 2013
3525357540	35,5	35,5	35	36		22,5	4	4	215	215	54	54	60	60								6,3	Basili et al., 2013
3525357540	35,5	35,5	35	36		22,5	23	23	224	224	52	52	60	60								6,3	Basili et al., 2013
3525357540	35,5	35,5	35	36		22,5	19	19	224	224	52	52	60	60								6,3	Basili et al., 2013
3525357540	35,5	35,5	35	36		22,5	23	23	224	224	52	52	60	60								6,3	Basili et al., 2013
3525357540	35,5	35,5	35	36		22,5	19	19	224	224	52	52	60	60								6,3	Basili et al., 2013
3525357540	35,5	35,5	35	36		22,5	16	16	224	224	52	52	60	60								6,3	Basili et al., 2013
3525357540	35,5	35,5	35	36		22,5	23	23	224	224	52	52	60	60								6,3	Basili et al., 2013
3525357540	35,5	35,5	35	36		22,5	19	19	224	224	52	52	60	60								6,3	Basili et al., 2013
3525357540	35,5	35,5	35	36		22,5	16	16	224	224	52	52	60	60								6,3	Basili et al., 2013
3525357540	35,5	35,5	35	36		22,5	12	12	224	224	52	52	60	60								6,3	Basili et al., 2013
3525357540	35,5	35,5	35	36		22,5	23	23	224	224	52	52	60	60								6,3	Basili et al., 2013
3525357540	35,5	35,5	35	36		22,5	19	19	224	224	52	52	60	60								6,3	Basili et al., 2013
3525357540	35,5	35,5	35	36		22,5	16	16	224	224	52	52	60	60								6,3	Basili et al., 2013
3525357540	35,5	35,5	35	36		22,5	12	12	224	224	52	52	60	60								6,3	Basili et al., 2013
3525357540	35,5	35,5	35	36		22,5	8	8	224	224	52	52	60	60								6,3	Basili et al., 2013
3525357540	35,5	35,5	35	36		22,5	19	19	224	224	52	52	60	60								6,3	Basili et al., 2013
3525357540	35,5	35,5	35	36		22,5	16	16	224	224	52	52	60	60								6,3	Basili et al., 2013
3525357540	35,5	35,5	35	36		22,5	12	12	224	224	52	52	60	60								6,3	Basili et al., 2013
3525357540	35,5	35,5	35	36		22,5	8	8	224	224	52	52	60	60								6,3	Basili et al., 2013
3525357540	35,5	35,5	35	36		22,5	4	4	224	224	52	52	60	60								6,3	Basili et al., 2013
3525357540	35,5	35,5	35	36		22,5	16	16	224	224	52	52	60	60								6,3	Basili et al., 2013
3525357540	35,5	35,5	35	36		22,5	12	12	224	224	52	52	60	60								6,3	Basili et al., 2013
3525357540	35,5	35,5	35	36		22,5	8	8	224	224	52	52	60	60								6,3	Basili et al., 2013
3525357540	35,5	35,5	35	36		22,5	4	4	224	224	52	52	60	60								6,3	Basili et al., 2013
3525357540	35,5	35,5	35	36		22,5	12	12	224	224	52	52	60	60								6,3	Basili et al., 2013
3525357540	35,5	35,5	35	36		22,5	8	8	224	224	52	52	60	60								6,3	Basili et al., 2013
3525357540	35,5	35,5	35	36		22,5	4	4	224	224	52	52	60	60								6,3	Basili et al., 2013
3525357540	35,5	35,5	35	36		22,5	4	4	224	224	52	52	60	60								6,3	Basili et al., 2013
3525357540	35,5	35,5	35	36		22,5	12	12	241	241	50	50	60	60								6,3	Basili et al., 2013
3525357540	35,5	35,5	35	36		22,5	8	8	241	241	50	50	60	60								6,3	Basili et al., 2013
3525357540	35,5	35,5	35	36		22,5	4	4	241	241	50	50	60	60								6,3	Basili et al., 2013
3525357540	35,5	35,5	35	36			10	10	259	259	69	69	0	0								5,4	Bernardi et al., 2004
3525357540	35,5	35,5	35	36																			Compiled Historical Catalogue
3475222540	35	22	34,5	22,5			3	20	10	40	50	80	150	170								8,5	Sorensen et al., 2012
3475222540	35	22	34,5	22,5			30	30	53	53	89	89	4	4	323	323	86	86	179	179		4,6	ISC MT Catalogue
3475222540	35	22	34,5	22,5			5	70	250	320	30	40	50	100								8,5	Sorensen et al., 2012
3475222540	35	22	34,5	22,5			30	30	323	323	86	86	179	179								4,7	ETHZ Moment Tensor Catalogue
3475227540	35	22,5	34,5	23			3	20	10	40	50	80	150	170								8,5	Sorensen et al., 2012
3475227540	35	22,5	34,5	23			33	33	64	64	39	39	49	49								4,7	INGV RCMT Catalogue
3475227540	35	22,5	34,5	23			24	24	64	64	85	85	22	22	332	332	68	68	175	175		4,7	ISC MT Catalogue
3475227540	35	22,5	23	34,5			0	0	206	206	69	69	234	234	90	90	41	41	327	327		5,2	EMMA
3475227540	35	22,5	34,5	23			37	37	243	243	62	62	85	85								5,8	Kalafat MT Catalogue
3475227540	35	22,5	34,5	23			5	70	250	320	30	40	50	100								8,5	Sorensen et al., 2012
3475227540	35	22,5	34,5	23			40	40	255	255	74	74	344	344								4,8	INGV RCMT Catalogue
3475227540	35	22,5	34,5	23			33	33	295	295	31	31	63	63								4,8	INGV RCMT Catalogue
3475227540	35	22,5	34,5	23					305	305	29	29	105	105									Moratto et al., 2007
3475227540	35	22,5	34,5	23			27,4	27,4	331	331	55	55	156	156	75	75	71	71	38	38		5,2	ISC MT Catalogue
3475227540	35	22,5	34,5	23			33	33	335	335	81	81	183	183								4,8	INGV RCMT Catalogue
3475227540	35	22,5	34,5	23																		8,5	Compiled Historical Catalogue
3475227540	35	22,5	34,5	23																		7,8	Papaioannou and Papazachos, 2000
3475232540	35	23	34,5	23,5			3	20	10	40	50	80	150	170								8,5	Sorensen et al., 2012
3475232540	35	23	34,5	23,5			24	24	82	82	80	80	177	177								5,9	Dziewonski et al., 1981

Table B.1. Compiled moment tensor database for each analysis bin in 0-40 km depth.

3475232540	35	23	34,5	23,5			24,5	24,5	85	85	82	82	179	179	175	175	89	89	8	8		6,1	ISC MT Catalogue
3475232540	35	23	34,5	23,5			39	39	110	110	72	72	83	83								6	Taymaz et al., 1990
3475232540	35	23	34,5	23,5			39	39	152	152	65	65	118	118	281	281	37	37	46	46		4,7	ISC MT Catalogue
3475232540	35	23	34,5	23,5			24,5	24,5	172	172	89	89	10	10	82	82	80	80	179	179			ISC MT Catalogue
3475232540	35	23	34,5	23,5			40	40	194	194	34	34	268	268								4,8	INGV RCMT Catalogue
3475232540	35	23	23,5	34,5			23	23	214	214	51	51	292	292	2	2	42	42	244	244		4	EMMA
3475232540	35	23	34,5	23,5			23	23	214	214	51	51	292	292								4,1	Hatzfeld et al., 1993
3475232540	35	23	23,5	34,5			30	30	248	248	77	77	5	5	157	157	85	85	167	167		5,8	EMMA
3475232540	35	23	34,5	23,5			5	70	250	320	30	40	50	100								8,5	Sorensen et al., 2012
3475232540	35	23	34,5	23,5			33	33	259	259	46	46	76	76								5,2	INGV RCMT Catalogue
3475232540	35	23	34,5	23,5			24	24	275	275	48	48	93	93	91	91	42	42	87	87		4,5	ISC MT Catalogue
3475232540	35	23	23,5	34,5			0	0	276	276	36	36	25	25	165	165	76	76	124	124		6,2	EMMA
3475232540	35	23	23,5	34,5			16	16	276	276	47	47	89	89	97	97	43	43	91	91		5,8	EMMA
3475232540	35	23	34,5	23,5			19	19	276	276	47	47	89	89								5,9	Taymaz et al., 1990
3475232540	35	23	23,5	34,5			16	16	295	295	40	40	95	95	108	108	50	50	86	86		5,8	EMMA
3475232540	35	23	23,5	34,5			16	16	295	295	40	40	95	95	109	109	50	50	86	86		6,2	EMMA
3475232540	35	23	34,5	23,5					305	305	29	29	105	105									Moratto et al., 2007
3475232540	35	23	34,5	23,5					312	312	19	19	96	96									Papazachos, 1996
3475232540	35	23	23,5	34,5			19	19	315	315	29	29	85	85	141	141	61	61	93	93		6,2	EMMA
3475232540	35	23	34,5	23,5			24	24	351	351	88	88	357	357	81	81	87	87	182	182		6,1	ISC MT Catalogue
3475232540	35	23	34,5	23,5																		8,5	Compiled Historical Catalogue
3475232540	35	23	34,5	23,5																		7,8	Papaioannou and Papazachos, 2000
3475237540	35	23,5	34,5	24			3	20	10	40	50	80	150	170								8,5	Sorensen et al., 2012
3475237540	35	23,5	34,5	24			21	21	27	27	89	89	347	347	118	118	77	77	181	181		4,7	ISC MT Catalogue
3475237540	35	23,5	34,5	24			40	40	101	101	76	76	58	58								5,4	Kalafat MT Catalogue
3475237540	35	23,5	34,5	24			33	33	211	211	85	85	359	359								4,8	INGV RCMT Catalogue
3475237540	35	23,5	34,5	24			33	33	245	245	61	61	136	136								5,2	Bohnhoff et al., 2005
3475237540	35	23,5	34,5	24			5	70	250	320	30	40	50	100								8,5	Sorensen et al., 2012
3475237540	35	23,5	34,5	24			24	24	266	266	9	9	54	54								5,2	Benetatos et al., 2004
3475237540	35	23,5	34,5	24			24	24	266	266	9	9	54	54								5	Bohnhoff et al., 2005
3475237540	35	23,5	24	34,5			24	24	266	266	9	9	54	54	122	122	83	83	95	95		5,2	EMMA
3475237540	35	23,5	34,5	24			22	25	266	266	9	9	54	54	122	122	83	83	95	95			Kiratzi and Louvari, 2003
3475237540	35	23,5	34,5	24					305	305	29	29	105	105									Moratto et al., 2007
3475237540	35	23,5	24	34,5			22	22	309	309	6	6	108	108	111	111	84	84	88	88		5,2	EMMA
3475237540	35	23,5	34,5	24			20	24	309	309	6	6	108	108	111	111	84	84	88	88			Kiratzi and Louvari, 2003
3475237540	35	23,5	34,5	24					310	310	65	65	90	90									Mitsakaki et al., 2013
3475237540	35	23,5	34,5	24					312	312	19	19	96	96									Papazachos, 1996
3475237540	35	23,5	34,5	24	233	38	1	39	312	312	20	20	90	90								8,3	Tinti et al., 2005
3475237540	35	23,5	34,5	24			33	33	350	350	34	34	154	154								5,1	Dziewonski et al., 1981
3475237540	35	23,5	34,5	24			39,5	39,5	350	350	34	34	154	154	101	101	76	76	58	58		5,4	ISC MT Catalogue
3475237540	35	23,5	34,5	24			19	19	358	358	26	26	153	153								5,1	Shaw and Jackson, 2010
3475237540	35	23,5	34,5	24																		6,6	Koravos et al., 2003
3475242540	35	24	34,5	24,5			3	20	10	40	50	80	150	170								8,5	Sorensen et al., 2012
3475242540	35	24	24,5	34,5			40	40	21	21	23	23	141	141	150	150	75	75	70	70		5,7	EMMA
3475242540	35	24	24,5	34,5			0	0	55	55	58	58	117	117	191	191	41	41	54	54		5,5	EMMA
3475242540	35	24	34,5	24,5			0	0	55	55	58	58	117	117								5,6	Papazachos and Delibasis, 1969
3475242540	35	24	24,5	34,5			36	36	63	63	76	76	157	157	159	159	68	68	15	15		6	EMMA
3475242540	35	24	24,5	34,5			24	24	63	63	76	76	157	157	159	159	68	68	15	15		6	EMMA
3475242540	35	24	34,5	24,5			24	24	63	63	76	76	157	157								6,1	Taymaz et al., 1991
3475242540	35	24	34,5	24,5			15	15	106	106	85	85	87	87								5,6	Kalafat MT Catalogue
3475242540	35	24	34,5	24,5			33	33	116	116	88	88	101	101								5,4	Kalafat MT Catalogue
3475242540	35	24	34,5	24,5		9	8	8	122	122	64	64	280	280								6,6	Basili et al., 2013
3475242540	35	24	34,5	24,5		9	4	4	122	122	64	64	280	280								6,6	Basili et al., 2013
3475242540	35	24	34,5	24,5		9	8	8	123	123	64	64	280	280								6,6	Basili et al., 2013
3475242540	35	24	34,5	24,5		9	8	8	126	126	64	64	280	280								6,6	Basili et al., 2013
3475242540	35	24	34,5	24,5			36,2	36,2	140	140	28	28	300	300	287	287	66	66	255	255		5,1	ISC MT Catalogue
3475242540	35	24	24,5	34,5			39	39	150	150	75	75	70	70	25	25	25	25	142	142		5,4	EMMA
3475242540	35	24	24,5	34,5			37	37	150	150	75	75	70	70	25	25	25	25	142	142		5,4	EMMA
3475242540	35	24	24,5	34,5			40	40	150	150	75	75	70	70	25	25	25	25	142	142		5,6	EMMA
3475242540	35	24	34,5	24,5			40	40	150	150	75	75	70	70								5,6	Taymaz et al., 1990
3475242540	35	24	34,5	24,5			30,4	30,4	154	154	1	1	293	293	312	312	89	89	270	270		5,8	ISC MT Catalogue
3475242540	35	24	34,5	24,5			33	33	172	172	4	4	340	340								5,7	Dziewonski et al., 1981
3475242540	35	24	34,5	24,5			33	33	172	172	4	4	340	340	282	282	88	88	266	266		6,1	ISC MT Catalogue
3475242540	35	24	34,5	24,5			33	33	178	178	88	88	322	322								4,8	Bohnhoff et al., 2005
3475242540	35	24	34,5	24,5			33	33	210	210	72	72	12	12								4,7	INGV RCMT Catalogue
3475242540	35	24	34,5	24,5			33	33	216	216	11	11	10	10								5,5	Dziewonski et al., 1981
3475242540	35	24	34,5	24,5			33	33	216	216	11	11	10	10	116	116	88	88	101	101		5,4	ISC MT Catalogue
3475242540	35	24	34,5	24,5			15	15	227	227	54	54	305	305	357	357	48	48	232	232		4,8	ISC MT Catalogue
3475242540	35	24	34,5	24,5			33	33	235	235	39	39	352	352								5,2	INGV RCMT Catalogue
3475242540	35	24	34,5	24,5			5	70	250	320	30	40	50	100								8,5	Sorensen et al., 2012
3475242540	35	24	34,5	24,5			35	35	253	253	17	17	65	65								5,7	Taymaz et al., 1990
3475242540	35	24	34,5	24,5			25	25	289	289	22	22	75	75								5,2	Bohnhoff et al., 2005
3475242540	35	24	34,5	24,5			25	25	289	289	22	22	75	75								5,2	Bohnhoff et al., 2005
3475242540	35	24	34,5	24,5			25	25	289	289	22	22	75	75								5,2	Bohnhoff et al., 2005
3475242540	35	24	34,5	24,5			19	19	289	289	22	22	76	76								5	Dziewonski et al., 1981
3475242540	35	24	34,5	24,5					305	305	29	29	105	105									Moratto et al., 2007
3475242540	35	24	34,5	24,5			24	24	311	311	83	83	226	226	214	214	44	44	350	350		4,5	ISC MT Catalogue
3475242540	35	24	34,5	24,5					312	312	19	19	96	96									Papazachos, 1996
3475242540	35	24	34,5	24,5	130	86	5	91	314	314	35	35	90	90							17,5	8,4	Lorito et al., 2008
3475242540	35	24	34,5	24,5			15	15	319	319	6	6	123	123	106	106	85	85	87	87		5,6	ISC MT Catalogue
3475242540	35	24	34,5	24,5			15	15	319	319	6	6	123	123								5,2	Dziewonski et al., 1981
3475242540	35	24	34,5	24,5			19	19	344	344	16	16	126	126								5,1	Shaw and Jackson, 2010
3475242540	35	24	34,5	24,5			21	21	344	344	16	16	126	126								5,1	Shaw and Jackson, 2010
3475242540	35	24	34,5	24,5			15	15	357	357	48	48	232	232								4,8	ETHZ Moment Tensor Catalogue
3475242540	35	24	34,5	24,5																		6,6	Koravos et al., 2003
3475242540	35	24	34,5	24,5																		8	Papaioannou and Papazachos, 2000
3475242540	35	24	34,5	24,5									90	90									Papazachos et al., 1999
3475247540	35	24,5	34,5	25			3	20	10	40	50	80	150	170								8,5	Sorensen et al., 2012
3475247540	35	24,5	34,5	25			35	35	41	41	83	83	340	340								2,5	Bohnhoff et al., 2005
3475247540	35	24,5	34,5	25			33	33	47	47	34	34	245	245								4,4	INGV RCMT Catalogue
3475247540	35	24,5	34,5	25			32	32	55	55	78	78	339	339								1,9	Bohnhoff et al., 2005
3475247540	35	24,5	34,5	25			24	24	55	55	35	35	290	290								2,9	Delibasis et al., 1999
3475247540	35	24,5	25	34,5			24	24	55	55	35	35	290	290	211	211	57	57	256	256		2,9	EMMA
3475247540	35	24,5	34,5	25		9,5	3	3	83	83	62	62	270	270								7	Basili et al., 2013

Table B.1. Compiled moment tensor database for each analysis bin in 0-40 km depth.

3475247540	35	24,5	34,5	25		9,5	8	8	83	83	62	62	270	270								7	Basili et al., 2013
3475247540	35	24,5	34,5	25		9,5	3	3	84	84	62	62	270	270								7	Basili et al., 2013
3475247540	35	24,5	34,5	25		9,5	8	8	84	84	62	62	270	270								7	Basili et al., 2013
3475247540	35	24,5	34,5	25		9,5	3	3	86	86	62	62	270	270								7	Basili et al., 2013
3475247540	35	24,5	34,5	25		9,5	8	8	86	86	62	62	270	270								7	Basili et al., 2013
3475247540	35	24,5	34,5	25		9,5	8	8	88	88	63	63	270	270								7	Basili et al., 2013
3475247540	35	24,5	34,5	25		9,5	3	3	88	88	63	63	270	270								7	Basili et al., 2013
3475247540	35	24,5	34,5	25		9,5	8	8	95	95	63	63	270	270								7	Basili et al., 2013
3475247540	35	24,5	34,5	25		9,5	8	8	95	95	63	63	270	270								7	Basili et al., 2013
3475247540	35	24,5	34,5	25		9,5	3	3	95	95	63	63	270	270								7	Basili et al., 2013
3475247540	35	24,5	34,5	25		9,5	3	3	95	95	63	63	270	270								7	Basili et al., 2013
3475247540	35	24,5	34,5	25		9	8	8	112	112	63	63	280	280								6,6	Basili et al., 2013
3475247540	35	24,5	34,5	25		9	4	4	112	112	63	63	280	280								6,6	Basili et al., 2013
3475247540	35	24,5	34,5	25		9	8	8	115	115	63	63	280	280								6,6	Basili et al., 2013
3475247540	35	24,5	34,5	25		9	4	4	115	115	63	63	280	280								6,6	Basili et al., 2013
3475247540	35	24,5	34,5	25		9	8	8	119	119	64	64	280	280								6,6	Basili et al., 2013
3475247540	35	24,5	34,5	25		9	4	4	119	119	64	64	280	280								6,6	Basili et al., 2013
3475247540	35	24,5	34,5	25		9	4	4	126	126	64	64	280	280								6,6	Basili et al., 2013
3475247540	35	24,5	34,5	25			20	20	142	142	22	22	325	325								3,9	Bohnhoff et al., 2005
3475247540	35	24,5	34,5	25			32	32	169	169	55	55	330	330								2,3	Bohnhoff et al., 2005
3475247540	35	24,5	34,5	25			33	33	176	176	78	78	189	189								4,8	INGV RCMT Catalogue
3475247540	35	24,5	34,5	25			24	24	180	180	40	40	60	60								3,2	Delibasis et al., 1999
3475247540	35	24,5	25	34,5			24	24	180	180	40	40	60	60	37	37	56	56	113	113		3,2	EMMA
3475247540	35	24,5	34,5	25			36	36	190	190	75	75	221	221								2,7	Delibasis et al., 1999
3475247540	35	24,5	25	34,5			37	37	190	190	75	75	221	221	87	87	51	51	341	341		2,7	EMMA
3475247540	35	24,5	34,5	25			38	38	223	223	80	80	24	24								2,4	Bohnhoff et al., 2005
3475247540	35	24,5	34,5	25			16	16	233	233	76	76	69	69								3,1	Bohnhoff et al., 2005
3475247540	35	24,5	34,5	25			5	70	250	320	30	40	50	100								8,5	Sorensen et al., 2012
3475247540	35	24,5	25	34,5			35	35	253	253	17	17	65	65	99	99	75	75	97	97		5,7	EMMA
3475247540	35	24,5	25	34,5			35	35	258	258	16	16	70	70	98	98	75	75	96	96		5,7	EMMA
3475247540	35	24,5	25	34,5			35	35	258	258	16	16	70	70	98	98	75	75	96	96		5,7	EMMA
3475247540	35	24,5	34,5	25			33	33	264	264	61	61	44	44								5,1	Bohnhoff et al., 2005
3475247540	35	24,5	34,5	25			13	13	265	265	85	85	75	75								2,7	Bohnhoff et al., 2005
3475247540	35	24,5	34,5	25			21	21	266	266	80	80	349	349	358	358	79	79	191	191		5,1	ISC MT Catalogue
3475247540	35	24,5	34,5	25			15	15	275	275	71	71	280	280	65	65	21	21	242	242		4,5	ISC MT Catalogue
3475247540	35	24,5	34,5	25					290	290	27	27	97	97									Papazachos, 1996
3475247540	35	24,5	34,5	25			10	10	309	309	56	56	288	288								2,1	Bohnhoff et al., 2005
3475247540	35	24,5	34,5	25	130	86	5	91	314	314	35	35	90	90							17,5	8,4	Lorito et al., 2008
3475247540	35	24,5	34,5	25					315	315	17	17	99	99									Moratto et al., 2007
3475247540	35	24,5	34,5	25			0	0	320	320	80	80	196	196								6,5	Constantinescu et al., 1966
3475247540	35	24,5	34,5	25			18	18	321	321	89	89	357	357								4,3	ETHZ Moment Tensor Catalogue
3475247540	35	24,5	34,5	25			18	18	321	321	89	89	357	357	51	51	87	87	181	181		4,3	ISC MT Catalogue
3475247540	35	24,5	34,5	25																		6,6	Koravos et al., 2003
3475247540	35	24,5	34,5	25																		7,2	Papaioannou and Papazachos, 2000
3475252540	35	25	34,5	25,5			10	66	12	66	39	81	148	210								8,5	Sorensen et al., 2012
3475252540	35	25	34,5	25,5			9	9	14	14	10	10	90	90								2,7	Bohnhoff et al., 2005
3475252540	35	25	34,5	25,5			11	11	14	14	45	45	320	320								2,5	Bohnhoff et al., 2005
3475252540	35	25	34,5	25,5			10	10	38	38	68	68	281	281								2,5	Bohnhoff et al., 2005
3475252540	35	25	34,5	25,5			10	10	38	38	68	68	281	281								2,5	Bohnhoff et al., 2005
3475252540	35	25	34,5	25,5			4	4	45	45	60	60	250	250								2,3	Delibasis et al., 1999
3475252540	35	25	25,5	34,5			4	4	45	45	60	60	250	250	261	261	35	35	301	301		2,2	EMMA
3475252540	35	25	34,5	25,5			11	11	46	46	62	62	294	294								2,9	Bohnhoff et al., 2005
3475252540	35	25	34,5	25,5			12	12	57	57	64	64	311	311	173	173	47	47	216	216		4,6	ISC MT Catalogue
3475252540	35	25	34,5	25,5		9,5	3	3	74	74	63	63	270	270								7	Basili et al., 2013
3475252540	35	25	34,5	25,5		9,5	8	8	74	74	63	63	270	270								7	Basili et al., 2013
3475252540	35	25	34,5	25,5			4	4	75	75	7	7	45	45								2,9	Bohnhoff et al., 2005
3475252540	35	25	34,5	25,5			5	5	75	75	30	30	50	50								2,8	Delibasis et al., 1999
3475252540	35	25	25,5	34,5			5	5	75	75	30	30	50	50	299	299	67	67	111	111		2,7	EMMA
3475252540	35	25	34,5	25,5		9,5	3	3	75	75	63	63	270	270								7	Basili et al., 2013
3475252540	35	25	34,5	25,5		9,5	8	8	75	75	63	63	270	270								7	Basili et al., 2013
3475252540	35	25	34,5	25,5		9,5	3	3	79	79	63	63	270	270								7	Basili et al., 2013
3475252540	35	25	34,5	25,5		9,5	8	8	79	79	63	63	270	270								7	Basili et al., 2013
3475252540	35	25	34,5	25,5		9,5	3	3	81	81	62	62	270	270								7	Basili et al., 2013
3475252540	35	25	34,5	25,5		9,5	8	8	81	81	62	62	270	270								7	Basili et al., 2013
3475252540	35	25	34,5	25,5		9,5	3	3	81	81	62	62	270	270								7	Basili et al., 2013
3475252540	35	25	34,5	25,5		9,5	8	8	81	81	62	62	270	270								7	Basili et al., 2013
3475252540	35	25	34,5	25,5		9,5	3	3	81	81	62	62	270	270								7	Basili et al., 2013
3475252540	35	25	34,5	25,5		9,5	8	8	81	81	62	62	270	270								7	Basili et al., 2013
3475252540	35	25	34,5	25,5		9,5	3	3	83	83	62	62	270	270								7	Basili et al., 2013
3475252540	35	25	34,5	25,5		9,5	8	8	83	83	62	62	270	270								7	Basili et al., 2013
3475252540	35	25	34,5	25,5		9,5	3	3	84	84	62	62	270	270								7	Basili et al., 2013
3475252540	35	25	34,5	25,5		9,5	8	8	84	84	62	62	270	270								7	Basili et al., 2013
3475252540	35	25	34,5	25,5			9	9	85	85	55	55	260	260								3,5	Delibasis et al., 1999
3475252540	35	25	25,5	34,5			9	9	85	85	55	55	260	260	282	282	36	36	285	285		3,4	EMMA
3475252540	35	25	34,5	25,5		9,5	3	3	89	89	63	63	270	270								7	Basili et al., 2013
3475252540	35	25	34,5	25,5		9,5	8	8	89	89	63	63	270	270								7	Basili et al., 2013
3475252540	35	25	34,5	25,5			9	9	100	100	40	40	5	5								2,7	Bohnhoff et al., 2005
3475252540	35	25	34,5	25,5	100	30	5	35	115	115	45	45	110	110								8	Yolsal et al., 2007
3475252540	35	25	34,5	25,5			7	7	127	127	18	18	304	304								2,6	Bohnhoff et al., 2005
3475252540	35	25	25,5	34,5			33	33	127	127	86	86	349	349	218	218	79	79	184	184		4,8	EMMA
3475252540	35	25	34,5	25,5			33	33	127	127	86	86	349	349								4,9	Jost et al., 2002
3475252540	35	25	34,5	25,5			23	23	140	140	50	50	241	241								3,1	Delibasis et al., 1999
3475252540	35	25	25,5	34,5			23	23	140	140	50	50	241	241	1	1	48	48	301	301		3,1	EMMA
3475252540	35	25	34,5	25,5			7	7	147	147	35	35	318	318								2,5	Bohnhoff et al., 2005
3475252540	35	25	34,5	25,5			28	28	150	150	85	85	40	40								2,9	Delibasis et al., 1999
3475252540	35	25	25,5	34,5			29	29	150	150	85	85	40	40	55	55	50	50	174	174		2,9	EMMA
3475252540	35	25	34,5	25,5			9	9	160	160	75	75	80	80								2,1	Bohnhoff et al., 2005
3475252540	35	25	34,5	25,5			12	12	165	165	75	75	204	204	69	69	67	67	344	344		4,1	ISC MT Catalogue
3475252540	35	25	34,5	25,5			12	12	173	173	47	47	216	216								4,6	ETHZ Moment Tensor Catalogue
3475252540	35	25	34,5	25,5			7	7	185	185	15	15	300	300								3,1	Delibasis et al., 1999
3475252540	35	25	25,5	34,5			7	7	185	185	15	15	300	300	334	334	77	77	262	262		3	EMMA
3475252540	35	25	34,5	25,5			10	10	221	221	55	55	64	64								2,6	Bohnhoff et al., 2005
3475252540	35	25	34,5	25,5			14	14	232	232	88	88	355	355								4,5	Kalafat MT Catalogue
3475252540	35	25	34,5	25,5			15	15	248	248	61	61	1	1	158	158	89	89	151	151		4,1	ISC MT Catalogue

Table B.1. Compiled moment tensor database for each analysis bin in 0-40 km depth.

3475252540	35	25	34,5	25,5			10	66	248	122	36	80	333	327								8,5	Sorensen et al., 2012
3475252540	35	25	34,5	25,5			11	11	248	248	61	61	1	1								4,6	INGV RCMT Catalogue
3475252540	35	25	34,5	25,5			10	66	253	177	51	79	70	104								8,5	Sorensen et al., 2012
3475252540	35	25	34,5	25,5			1	1	280	280	35	35	48	48								2,5	Bohnhoff et al., 2005
3475252540	35	25	34,5	25,5			1	1	280	280	85	85	85	85								2,4	Bohnhoff et al., 2005
3475252540	35	25	34,5	25,5					290	290	27	27	97	97									Papazachos, 1996
3475252540	35	25	34,5	25,5			11	11	314	314	77	77	291	291								2,2	Bohnhoff et al., 2005
3475252540	35	25	34,5	25,5			7	7	315	315	42	42	306	306								2,5	Bohnhoff et al., 2005
3475252540	35	25	34,5	25,5					315	315	17	17	99	99									Moratto et al., 2007
3475252540	35	25	34,5	25,5			10	10	320	320	88	88	285	285								2,1	Bohnhoff et al., 2005
3475252540	35	25	34,5	25,5			11	11	331	331	84	84	305	305								2,5	Bohnhoff et al., 2005
3475252540	35	25	34,5	25,5			10	66	341	37	43	69	256	302								8,5	Sorensen et al., 2012
3475252540	35	25	34,5	25,5			10	66	349	113	55	89	56	116								8,5	Sorensen et al., 2012
3475252540	35	25	34,5	25,5			15	15	351	351	80	80	205	205								5,5	Kalafat MT Catalogue
3475252540	35	25	34,5	25,5			15	15	359	359	26	26	76	76								3,1	Bohnhoff et al., 2005
3475252540	35	25	34,5	25,5																		6,6	Koravos et al., 2003
3475252540	35	25	34,5	25,5																		6,6	Koravos et al., 2003
3475252540	35	25	34,5	25,5																		7,2	Papaioannou and Papazachos, 2000
3475257540	35	25,5	34,5	26			33	33	3	3	38	38	150	150								5,1	INGV RCMT Catalogue
3475257540	35	25,5	34,5	26			10	66	12	66	39	81	148	210								8,5	Sorensen et al., 2012
3475257540	35	25,5	26	34,5			8	8	40	40	49	49	270	270	219	219	40	40	270	270		3,8	EMMA
3475257540	35	25,5	34,5	26			7	7	40	40	49	49	270	270								3,8	Hatzfeld et al., 1993
3475257540	35	25,5	34,5	26			17	17	75	75	70	70	330	330								3,6	Bohnhoff et al., 2005
3475257540	35	25,5	34,5	26			17	17	77	77	10	10	242	242								5,1	Dziewonski et al., 1981
3475257540	35	25,5	34,5	26			17	17	77	77	10	10	242	242	285	285	81	81	275	275		5,7	ISC MT Catalogue
3475257540	35	25,5	34,5	26			25,6	25,6	78	78	66	66	26	26	337	337	66	66	154	154		5,2	ISC MT Catalogue
3475257540	35	25,5	34,5	26		9,5	3	3	83	83	62	62	270	270								7	Basili et al., 2013
3475257540	35	25,5	34,5	26		9,5	8	8	83	83	62	62	270	270								7	Basili et al., 2013
3475257540	35	25,5	34,5	26		9,5	3	3	85	85	62	62	270	270								7	Basili et al., 2013
3475257540	35	25,5	34,5	26		9,5	8	8	85	85	62	62	270	270								7	Basili et al., 2013
3475257540	35	25,5	34,5	26			12	12	93	93	84	84	354	354	183	183	84	84	186	186		4,9	ISC MT Catalogue
3475257540	35	25,5	34,5	26			20,6	20,6	96	96	63	63	28	28	352	352	65	65	150	150		5,6	ISC MT Catalogue
3475257540	35	25,5	34,5	26	100	30	5	35	115	115	45	45	110	110								8	Yolsal et al., 2007
3475257540	35	25,5	34,5	26			15	15	158	158	89	89	119	119								5,4	Kalafat MT Catalogue
3475257540	35	25,5	34,5	26			9	9	160	160	75	75	80	80								2,3	Bohnhoff et al., 2005
3475257540	35	25,5	34,5	26			33	33	180	180	41	41	264	264								4,7	INGV RCMT Catalogue
3475257540	35	25,5	26	34,5			0	0	230	230	68	68	212	212	126	126	60	60	334	334		5,4	EMMA
3475257540	35	25,5	34,5	26			0	0	230	230	68	68	212	212								5,4	Papazachos and Delibasis, 1969
3475257540	35	25,5	34,5	26			10	66	248	122	36	80	333	327								8,5	Sorensen et al., 2012
3475257540	35	25,5	34,5	26			15	15	250	250	29	29	2	2	158	158	89	89	119	119		5,4	ISC MT Catalogue
3475257540	35	25,5	34,5	26			10	66	253	177	51	79	70	104								8,5	Sorensen et al., 2012
3475257540	35	25,5	34,5	26					260	260	65	65	99	99									Mitsakaki et al., 2013
3475257540	35	25,5	34,5	26			17	17	285	285	81	81	275	275								5,7	Kalafat MT Catalogue
3475257540	35	25,5	34,5	26					290	290	27	27	97	97									Papazachos, 1996
3475257540	35	25,5	34,5	26	190	35	1	36	300	300	20	20	90	90								8	Tinti et al., 2005
3475257540	35	25,5	34,5	26					315	315	17	17	99	99									Moratto et al., 2007
3475257540	35	25,5	34,5	26			10	66	341	37	43	69	256	302								8,5	Sorensen et al., 2012
3475257540	35	25,5	34,5	26			10	66	349	113	55	89	56	116								8,5	Sorensen et al., 2012
3475257540	35	25,5	34,5	26																		6,6	Koravos et al., 2003
3475257540	35	25,5	34,5	26																		7,2	Papaioannou and Papazachos, 2000
3475257540	35	25,5	34,5	26									90	90									Papazachos et al., 1999
3475262540	35	26	34,5	26,5			15	15	2	2	71	71	238	238								5,6	Kalafat MT Catalogue
3475262540	35	26	34,5	26,5			39	39	5	5	35	35	120	120								4,6	Bohnhoff et al., 2005
3475262540	35	26	34,5	26,5			10	66	12	66	39	81	148	210								8,5	Sorensen et al., 2012
3475262540	35	26	34,5	26,5			38	38	36	36	33	33	332	332								3,1	Bohnhoff et al., 2005
3475262540	35	26	34,5	26,5			35	35	90	90	65	65	190	190								3,7	Bohnhoff et al., 2005
3475262540	35	26	34,5	26,5			31,1	31,1	90	90	80	80	7	7	358	358	83	83	169	169		5	ISC MT Catalogue
3475262540	35	26	34,5	26,5	100	30	5	35	115	115	45	45	110	110								8	Yolsal et al., 2007
3475262540	35	26	34,5	26,5			33	33	143	143	69	69	85	85								5,2	Bohnhoff et al., 2005
3475262540	35	26	34,5	26,5			2	2	144	144	70	70	86	86								5,2	Bohnhoff et al., 2005
3475262540	35	26	34,5	26,5			2	2	144	144	70	70	86	86								5,2	Bohnhoff et al., 2005
3475262540	35	26	26,5	34,5			2	2	144	144	70	70	86	86	336	336	20	20	101	101		5,4	EMMA
3475262540	35	26	34,5	26,5			10	10	161	161	90	90	112	112	252	252	22	22	1	1		5,3	ISC MT Catalogue
3475262540	35	26	34,5	26,5		10,5	3	3	193	193	76	76	250	250								6,7	Basili et al., 2013
3475262540	35	26	34,5	26,5			22	22	199	199	74	74	54	54								4,1	Kalafat MT Catalogue
3475262540	35	26	34,5	26,5			33	33	200	200	58	58	88	88								4,8	Bohnhoff et al., 2005
3475262540	35	26	34,5	26,5			15	15	245	245	36	36	327	327	2	2	71	71	238	238		5,5	ISC MT Catalogue
3475262540	35	26	34,5	26,5			18	18	245	245	36	36	327	327								5,5	Dziewonski et al., 1981
3475262540	35	26	34,5	26,5			10	66	248	122	36	80	333	327								8,5	Sorensen et al., 2012
3475262540	35	26	34,5	26,5			10	10	252	252	22	22	1	1								5,1	INGV RCMT Catalogue
3475262540	35	26	34,5	26,5			10	66	253	177	51	79	70	104								8,5	Sorensen et al., 2012
3475262540	35	26	26,5	34,5			33	33	255	255	72	72	317	317	0	0	50	50	203	203		5	EMMA
3475262540	35	26	34,5	26,5					260	260	65	65	99	99									Mitsakaki et al., 2013
3475262540	35	26	26,5	34,5			12	12	261	261	30	30	40	40	135	135	71	71	114	114		5,5	EMMA
3475262540	35	26	34,5	26,5			10	14	261	261	30	30	40	40	135	135	71	71	114	114			Kiratzi and Louvari, 2003
3475262540	35	26	34,5	26,5			12	12	263	263	84	84	274	274	49	49	7	7	236	236		5,3	ISC MT Catalogue
3475262540	35	26	34,5	26,5			24	24	267	267	66	66	323	323	14	14	57	57	209	209		4,6	ISC MT Catalogue
3475262540	35	26	34,5	26,5			33	33	268	268	78	78	359	359								4,8	INGV RCMT Catalogue
3475262540	35	26	34,5	26,5					290	290	27	27	97	97									Papazachos, 1996
3475262540	35	26	34,5	26,5	190	35	1	36	300	300	20	20	90	90								8	Tinti et al., 2005
3475262540	35	26	34,5	26,5					315	315	17	17	99	99									Moratto et al., 2007
3475262540	35	26	26,5	34,5			32	32	335	335	20	20	280	280	144	144	70	70	266	266		5	EMMA
3475262540	35	26	26,5	34,5			0	0	336	336	20	20	101	101	144	144	70	70	86	86		5,1	EMMA
3475262540	35	26	34,5	26,5			33	33	337	337	89	89	216	216	246	246	54	54	359	359		5,3	ISC MT Catalogue
3475262540	35	26	34,5	26,5			39	39	340	340	55	55	330	330								3,1	Bohnhoff et al., 2005
3475262540	35	26	34,5	26,5			10	66	341	37	43	69	256	302								8,5	Sorensen et al., 2012
3475262540	35	26	34,5	26,5			10	66	349	113	55	89	56	116								8,5	Sorensen et al., 2012
3475262540	35	26	34,5	26,5			31	31	358	358	83	83	169	169								5,1	Kalafat MT Catalogue
3475262540	35	26	34,5	26,5																		7,2	Papaioannou and Papazachos, 2000
3475262540	35	26	34,5	26,5									90	90									Papazachos et al., 1999
3475267540	35	26,5	34,5	27			4	4	10	10	63	63	71	71								5,2	Kalafat MT Catalogue
3475267540	35	26,5	34,5	27			10	66	12	66	39	81	148	210								8,5	Sorensen et al., 2012
3475267540	35	26,5	34,5	27			12	12	15	15	55	55	349	349								5,1	Dziewonski et al., 1981
3475267540	35	26,5	34,5	27			15	15	15	15	55	55	349	349	112	112	81	81	216	216		5,2	ISC MT Catalogue

Table B.1. Compiled moment tensor database for each analysis bin in 0-40 km depth.

3475267540	35	26,5	34,5	27			15	15	112	112	81	81	216	216								5,3	Kalafat MT Catalogue
3475267540	35	26,5	34,5	27	100	30	5	35	115	115	45	45	110	110								8	Yolsal et al., 2007
3475267540	35	26,5	34,5	27			27	27	118	118	86	86	99	99								5,3	Benetatos et al., 2004
3475267540	35	26,5	34,5	27			33	33	129	129	27	27	254	254								5,2	Dziewonski et al., 1981
3475267540	35	26,5	34,5	27			12	12	198	198	89	89	43	43								4,7	Kalafat MT Catalogue
3475267540	35	26,5	27	34,5			9	9	217	217	56	56	339	339	319	319	73	73	216	216		5,2	EMMA
3475267540	35	26,5	34,5	27			7	10	217	217	56	56	339	339	319	319	73	73	216	216			Kiratzi and Louvari, 2003
3475267540	35	26,5	34,5	27			30	30	227	227	37	37	23	23								5,3	Dziewonski et al., 1981
3475267540	35	26,5	34,5	27			10	66	248	122	36	80	333	327								8,5	Sorensen et al., 2012
3475267540	35	26,5	34,5	27			10	66	253	177	51	79	70	104								8,5	Sorensen et al., 2012
3475267540	35	26,5	34,5	27					260	260	65	65	99	99									Mitsakaki et al., 2013
3475267540	35	26,5	34,5	27			10	10	264	264	41	41	16	16								4,8	INGV RCMT Catalogue
3475267540	35	26,5	34,5	27					290	290	27	27	97	97									Papazachos, 1996
3475267540	35	26,5	34,5	27	190	35	1	36	300	300	20	20	90	90								8	Tinti et al., 2005
3475267540	35	26,5	34,5	27			10	66	341	37	43	69	256	302								8,5	Sorensen et al., 2012
3475267540	35	26,5	34,5	27			28	28	342	342	68	68	47	47								4	Kalafat MT Catalogue
3475267540	35	26,5	34,5	27			10	66	349	113	55	89	56	116								8,5	Sorensen et al., 2012
3475267540	35	26,5	34,5	27																		8	Compiled Historical Catalogue
3475267540	35	26,5	34,5	27																		6,8	Papaioannou and Papazachos, 2000
3475272540	35	27	34,5	27,5			10	66	12	66	39	81	148	210								8,5	Sorensen et al., 2012
3475272540	35	27	34,5	27,5			10	10	34	34	67	67	157	157								5	INGV RCMT Catalogue
3475272540	35	27	34,5	27,5			27	27	34	34	81	81	162	162	127	127	72	72	9	9		5,1	ISC MT Catalogue
3475272540	35	27	34,5	27,5			33	33	40	40	70	70	2	2								4,8	INGV RCMT Catalogue
3475272540	35	27	27,5	34,5			0	0	54	54	70	70	176	176	146	146	86	86	20	20		6,3	EMMA
3475272540	35	27	34,5	27,5			0	0	54	54	70	70	176	176								6,4	Canitez and Ucer, 1967
3475272540	35	27	27,5	34,5			0	0	56	56	67	67	192	192	322	322	79	79	337	337		6,3	EMMA
3475272540	35	27	34,5	27,5			0	0	56	56	67	67	192	192								6,4	Canitez and Ucer, 1967
3475272540	35	27	34,5	27,5			23,9	23,9	125	125	72	72	172	172	218	218	83	83	18	18		5,3	ISC MT Catalogue
3475272540	35	27	34,5	27,5			19,1	19,1	134	134	68	68	359	359	225	225	68	68	202	202		5,5	ISC MT Catalogue
3475272540	35	27	27,5	34,5			0	0	174	174	86	86	347	347	265	265	77	77	184	184		5,1	EMMA
3475272540	35	27	27,5	34,5			0	0	188	188	31	31	339	339	297	297	79	79	241	241		5,3	EMMA
3475272540	35	27	34,5	27,5			0	0	188	188	31	31	339	339								5,3	Canitez and Ucer, 1967
3475272540	35	27	34,5	27,5			33	33	214	214	60	60	326	326								5,1	INGV RCMT Catalogue
3475272540	35	27	34,5	27,5					230	230	80	80	319	319									Mitsakaki et al., 2013
3475272540	35	27	34,5	27,5			10	66	248	122	36	80	333	327								8,5	Sorensen et al., 2012
3475272540	35	27	34,5	27,5			10	66	253	177	51	79	70	104								8,5	Sorensen et al., 2012
3475272540	35	27	34,5	27,5			32,7	32,7	255	255	74	74	343	343	349	349	74	74	197	197		4,8	ISC MT Catalogue
3475272540	35	27	34,5	27,5					290	290	27	27	97	97									Papazachos, 1996
3475272540	35	27	34,5	27,5			0	0	294	294	31	31	26	26								6,4	Canitez and Ucer, 1967
3475272540	35	27	27,5	34,5			0	0	294	294	31	31	26	26	182	182	77	77	118	118		6,3	EMMA
3475272540	35	27	34,5	27,5					303	303	25	25	90	90									Moratto et al., 2007
3475272540	35	27	34,5	27,5			18	18	334	334	81	81	168	168								4,5	Kalafat MT Catalogue
3475272540	35	27	34,5	27,5			15	15	340	340	72	72	220	220	236	236	53	53	338	338		4,6	ISC MT Catalogue
3475272540	35	27	34,5	27,5			10	66	341	37	43	69	256	302								8,5	Sorensen et al., 2012
3475272540	35	27	34,5	27,5			10	66	349	113	55	89	56	116								8,5	Sorensen et al., 2012
3475272540	35	27	34,5	27,5																		8	Compiled Historical Catalogue
3475272540	35	27	34,5	27,5																		6,8	Papaioannou and Papazachos, 2000
3475277540	35	27,5	34,5	28			6	6	6	6	53	53	77	77								5	Kalafat MT Catalogue
3475277540	35	27,5	34,5	28			10	66	12	66	39	81	148	210								8,5	Sorensen et al., 2012
3475277540	35	27,5	34,5	28			10	66	248	122	36	80	333	327								8,5	Sorensen et al., 2012
3475277540	35	27,5	34,5	28			10	66	253	177	51	79	70	104								8,5	Sorensen et al., 2012
3475277540	35	27,5	34,5	28					290	290	27	27	97	97									Papazachos, 1996
3475277540	35	27,5	34,5	28			10	66	341	37	43	69	256	302								8,5	Sorensen et al., 2012
3475277540	35	27,5	34,5	28			10	66	349	113	55	89	56	116								8,5	Sorensen et al., 2012
3475282540	35	28	34,5	28,5			10	66	12	66	39	81	148	210								8,5	Sorensen et al., 2012
3475282540	35	28	34,5	28,5			10	10	99	99	37	37	307	307								5,2	Dziewonski et al., 1981
3475282540	35	28	34,5	28,5			10	10	230	230	73	73	336	336	327	327	67	67	199	199		5,2	ISC MT Catalogue
3475282540	35	28	34,5	28,5			10	66	248	122	36	80	333	327								8,5	Sorensen et al., 2012
3475282540	35	28	34,5	28,5			10	66	253	177	51	79	70	104								8,5	Sorensen et al., 2012
3475282540	35	28	34,5	28,5			30	30	274	274	85	85	169	169								3,9	Kalafat MT Catalogue
3475282540	35	28	34,5	28,5			10	66	341	37	43	69	256	302								8,5	Sorensen et al., 2012
3475282540	35	28	34,5	28,5			10	66	349	113	55	89	56	116								8,5	Sorensen et al., 2012
3475292540	35	29	34,5	29,5			15	15	99	99	37	37	307	307	236	236	61	61	246	246		5,2	ISC MT Catalogue
3475292540	35	29	34,5	29,5			15	15	236	236	61	61	246	246								5,3	Kalafat MT Catalogue
3475297540	35	29,5	34,5	30					294	294	27	27	99	99									Moratto et al., 2007
3475312540	35	31	34,5	31,5			15	15	14	14	53	53	165	165	113	113	78	78	38	38		5,5	ISC MT Catalogue
3475312540	35	31	34,5	31,5			19	19	41	41	80	80	143	143								5,7	Kalafat MT Catalogue
3475312540	35	31	34,5	31,5			15	15	113	113	78	78	38	38								5,6	Kalafat MT Catalogue
3475312540	35	31	34,5	31,5			19	19	139	139	53	53	12	12	41	41	80	80	143	143		5,7	ISC MT Catalogue
3475317540	35	31,5	34,5	32			6	30	315	11	31	81	71	123								7,5	Sorensen et al., 2012
3475317540	35	31,5	34,5	32			6	30	355	155	57	85	316	100								7,5	Sorensen et al., 2012
3475317540	35	31,5	34,5	32																		6,2	Compiled Historical Catalogue
3475322540	35	32	34,5	32,5			0	0	26	26	64	64	171	171								6,2	Canitez and Ucer, 1967
3475322540	35	32	32,5	34,5			0	0	26	26	64	64	171	171	120	120	82	82	27	27		6,1	EMMA
3475322540	35	32	34,5	32,5		18,5	6	6	26	26	67	67	145	145								7,4	Basili et al., 2013
3475322540	35	32	34,5	32,5		18,5	10	10	26	26	67	67	145	145								7,4	Basili et al., 2013
3475322540	35	32	34,5	32,5		18,5	6	6	26	26	67	67	145	145								7,4	Basili et al., 2013
3475322540	35	32	34,5	32,5		18,5	15	15	26	26	67	67	145	145								7,4	Basili et al., 2013
3475322540	35	32	34,5	32,5		18,5	10	10	26	26	67	67	145	145								7,4	Basili et al., 2013
3475322540	35	32	34,5	32,5		18,5	6	6	26	26	67	67	145	145								7,4	Basili et al., 2013
3475322540	35	32	34,5	32,5		18,5	20	20	26	26	67	67	145	145								7,4	Basili et al., 2013
3475322540	35	32	34,5	32,5		18,5	15	15	26	26	67	67	145	145								7,4	Basili et al., 2013
3475322540	35	32	34,5	32,5		18,5	10	10	26	26	67	67	145	145								7,4	Basili et al., 2013
3475322540	35	32	34,5	32,5		18,5	20	20	26	26	67	67	145	145								7,4	Basili et al., 2013
3475322540	35	32	34,5	32,5		18,5	15	15	26	26	67	67	145	145								7,4	Basili et al., 2013
3475322540	35	32	34,5	32,5		18,5	20	20	26	26	67	67	145	145								7,4	Basili et al., 2013
3475322540	35	32	34,5	32,5		18,5	6	6	27	27	67	67	145	145								7,4	Basili et al., 2013
3475322540	35	32	34,5	32,5		18,5	10	10	27	27	67	67	145	145								7,4	Basili et al., 2013
3475322540	35	32	34,5	32,5			6	6	27	27	73	73	144	144								6,4	Kalafat MT Catalogue
3475322540	35	32	34,5	32,5		18,5	15	15	27	27	67	67	145	145								7,4	Basili et al., 2013
3475322540	35	32	34,5	32,5		18,5	20	20	27	27	67	67	145	145								7,4	Basili et al., 2013
3475322540	35	32	34,5	32,5		18,5	6	6	27	27	67	67	145	145								7,4	Basili et al., 2013
3475322540	35	32	34,5	32,5		18,5	10	10	27	27	67	67	145	145								7,4	Basili et al., 2013
3475322540	35	32	34,5	32,5		18,5	15	15	27	27	67	67	145	145								7,4	Basili et al., 2013

Table B.1. Compiled moment tensor database for each analysis bin in 0-40 km depth.

3475322540	35	32	34,5	32,5		18,5	20	20	27	27	67	67	145	145								7,4	Basili et al., 2013
3475322540	35	32	34,5	32,5		18,5	6	6	28	28	67	67	145	145								7,4	Basili et al., 2013
3475322540	35	32	34,5	32,5		18,5	10	10	28	28	67	67	145	145								7,4	Basili et al., 2013
3475322540	35	32	34,5	32,5		18,5	15	15	28	28	67	67	145	145								7,4	Basili et al., 2013
3475322540	35	32	34,5	32,5		18,5	20	20	28	28	67	67	145	145								7,4	Basili et al., 2013
3475322540	35	32	34,5	32,5		18,5	6	6	28	28	67	67	145	145								7,4	Basili et al., 2013
3475322540	35	32	34,5	32,5		18,5	10	10	28	28	67	67	145	145								7,4	Basili et al., 2013
3475322540	35	32	34,5	32,5		18,5	6	6	28	28	67	67	145	145								7,4	Basili et al., 2013
3475322540	35	32	34,5	32,5		18,5	15	15	28	28	67	67	145	145								7,4	Basili et al., 2013
3475322540	35	32	34,5	32,5		18,5	10	10	28	28	67	67	145	145								7,4	Basili et al., 2013
3475322540	35	32	34,5	32,5		18,5	20	20	28	28	67	67	145	145								7,4	Basili et al., 2013
3475322540	35	32	34,5	32,5		18,5	15	15	28	28	67	67	145	145								7,4	Basili et al., 2013
3475322540	35	32	34,5	32,5		18,5	20	20	28	28	67	67	145	145								7,4	Basili et al., 2013
3475322540	35	32	34,5	32,5		18,5	6	6	34	34	67	67	145	145								7,4	Basili et al., 2013
3475322540	35	32	34,5	32,5		18,5	10	10	34	34	67	67	145	145								7,4	Basili et al., 2013
3475322540	35	32	34,5	32,5		18,5	15	15	34	34	67	67	145	145								7,4	Basili et al., 2013
3475322540	35	32	34,5	32,5		18,5	6	6	34	34	67	67	145	145								7,4	Basili et al., 2013
3475322540	35	32	34,5	32,5		18,5	20	20	34	34	67	67	145	145								7,4	Basili et al., 2013
3475322540	35	32	34,5	32,5		18,5	10	10	34	34	67	67	145	145								7,4	Basili et al., 2013
3475322540	35	32	34,5	32,5		18,5	6	6	34	34	67	67	145	145								7,4	Basili et al., 2013
3475322540	35	32	34,5	32,5		18,5	15	15	34	34	67	67	145	145								7,4	Basili et al., 2013
3475322540	35	32	34,5	32,5		18,5	10	10	34	34	67	67	145	145								7,4	Basili et al., 2013
3475322540	35	32	34,5	32,5		18,5	20	20	34	34	67	67	145	145								7,4	Basili et al., 2013
3475322540	35	32	34,5	32,5		18,5	15	15	34	34	67	67	145	145								7,4	Basili et al., 2013
3475322540	35	32	34,5	32,5		18,5	20	20	34	34	67	67	145	145								7,4	Basili et al., 2013
3475322540	35	32	34,5	32,5		18,5	6	6	37	37	67	67	145	145								7,4	Basili et al., 2013
3475322540	35	32	34,5	32,5		18,5	10	10	37	37	67	67	145	145								7,4	Basili et al., 2013
3475322540	35	32	34,5	32,5		18,5	15	15	37	37	67	67	145	145								7,4	Basili et al., 2013
3475322540	35	32	34,5	32,5		18,5	20	20	37	37	67	67	145	145								7,4	Basili et al., 2013
3475322540	35	32	34,5	32,5		18,5	6	6	40	40	67	67	145	145								7,4	Basili et al., 2013
3475322540	35	32	34,5	32,5		18,5	10	10	40	40	67	67	145	145								7,4	Basili et al., 2013
3475322540	35	32	34,5	32,5		18,5	6	6	40	40	67	67	145	145								7,4	Basili et al., 2013
3475322540	35	32	34,5	32,5		18,5	15	15	40	40	67	67	145	145								7,4	Basili et al., 2013
3475322540	35	32	34,5	32,5		18,5	20	20	40	40	67	67	145	145								7,4	Basili et al., 2013
3475322540	35	32	34,5	32,5			33	33	48	48	77	77	170	170								6,6	Dziewonski et al., 1981
3475322540	35	32	34,5	32,5			33	33	55	55	87	87	152	152								5,2	Kalafat MT Catalogue
3475322540	35	32	34,5	32,5			33	33	139	139	53	53	12	12								5,6	Dziewonski et al., 1981
3475322540	35	32	34,5	32,5			0	0	145	145	67	67	13	13								6,2	Canitez and Ucer, 1967
3475322540	35	32	32,5	34,5			0	0	145	145	67	67	13	13	50	50	78	78	156	156		6,1	EMMA
3475322540	35	32	34,5	32,5			33	33	147	147	62	62	4	4								5,1	Dziewonski et al., 1981
3475322540	35	32	34,5	32,5			33	33	147	147	62	62	4	4	55	55	87	87	152	152		5,2	ISC MT Catalogue
3475322540	35	32	34,5	32,5			0	0	150	150	23	23	326	326								6,2	Canitez and Ucer, 1967
3475322540	35	32	32,5	34,5			0	0	150	150	23	23	326	326	272	272	77	77	250	250		6,1	EMMA
3475322540	35	32	34,5	32,5			0	0	190	190	52	52	63	63								4,9	Papadimitriou and Karakostas, 2006
3475322540	35	32	34,5	32,5			0	0	190	190	52	52	63	63								4,9	Salamon et al., 2003
3475322540	35	32	32,5	34,5			0	0	193	193	31	31	53	53	53	53	66	66	109	109		5,3	EMMA
3475322540	35	32	34,5	32,5	50	25	2,5	27,5	305	305	35	35	110	110								7,5	Yolsal et al., 2007
3475322540	35	32	34,5	32,5			6	30	315	11	31	81	71	123								7,5	Sorensen et al., 2012
3475322540	35	32	34,5	32,5		19	4	4	316	316	34	34	115	115								7,2	Basili et al., 2013
3475322540	35	32	34,5	32,5		19	4	4	324	324	36	36	115	115								7,2	Basili et al., 2013
3475322540	35	32	34,5	32,5		19	4	4	324	324	36	36	115	115								7,2	Basili et al., 2013
3475322540	35	32	34,5	32,5		19	7	7	324	324	36	36	115	115								7,2	Basili et al., 2013
3475322540	35	32	34,5	32,5		19	7	7	324	324	36	36	115	115								7,2	Basili et al., 2013
3475322540	35	32	34,5	32,5		19	10	10	324	324	36	36	115	115								7,2	Basili et al., 2013
3475322540	35	32	34,5	32,5		19	10	10	324	324	36	36	115	115								7,2	Basili et al., 2013
3475322540	35	32	34,5	32,5		19	13	13	324	324	36	36	115	115								7,2	Basili et al., 2013
3475322540	35	32	34,5	32,5		19	15	15	324	324	36	36	115	115								7,2	Basili et al., 2013
3475322540	35	32	34,5	32,5			0	0	340	340	55	55	130	130								4,7	Salamon et al., 2003
3475322540	35	32	34,5	32,5			6	30	355	155	57	85	316	100								7,5	Sorensen et al., 2012
3475322540	35	32	34,5	32,5																		7,5	Compiled Historical Catalogue
3475322540	35	32	34,5	32,5																		6,2	Compiled Historical Catalogue
3475327540	35	32,5	34,5	33			15	15	0	0	76	76	76	76								5,3	Kalafat MT Catalogue
3475327540	35	32,5	34,5	33	120	40	1	41	75	75	15	15	90	90								7,8	Salamon et al., 2007
3475327540	35	32,5	33	34,5			0	0	84	84	86	86	76	76	338	338	15	15	163	163		6,5	EMMA
3475327540	35	32,5	34,5	33			0	0	95	95	45	45	110	110								4,7	Salamon et al., 2003
3475327540	35	32,5	34,5	33			0	0	100	100	40	40	100	100								5,2	Salamon et al., 2003
3475327540	35	32,5	34,5	33			12	12	108	108	68	68	113	113	240	240	31	31	47	47		4,2	ISC MT Catalogue
3475327540	35	32,5	34,5	33			15	15	224	224	20	20	132	132	0	0	76	76	76	76		5,3	ISC MT Catalogue
3475327540	35	32,5	34,5	33			0	0	240	240	85	85	70	70								4,5	Salamon et al., 2003
3475327540	35	32,5	34,5	33			12	12	240	240	31	31	47	47								4,3	ETHZ Moment Tensor Catalogue
3475327540	35	32,5	34,5	33			33	33	285	285	16	16	71	71								4,9	INGV RCMT Catalogue
3475327540	35	32,5	34,5	33		19	4	4	298	298	32	32	115	115								7,2	Basili et al., 2013
3475327540	35	32,5	34,5	33		19	7	7	298	298	32	32	115	115								7,2	Basili et al., 2013
3475327540	35	32,5	34,5	33		19	10	10	298	298	32	32	115	115								7,2	Basili et al., 2013
3475327540	35	32,5	34,5	33		19	13	13	298	298	32	32	115	115								7,2	Basili et al., 2013
3475327540	35	32,5	34,5	33		19	15	15	298	298	32	32	115	115								7,2	Basili et al., 2013
3475327540	35	32,5	34,5	33		19	18	18	298	298	32	32	115	115								7,2	Basili et al., 2013
3475327540	35	32,5	34,5	33		19	21	21	298	298	32	32	115	115								7,2	Basili et al., 2013
3475327540	35	32,5	34,5	33		19	7	7	300	300	32	32	115	115								7,2	Basili et al., 2013
3475327540	35	32,5	34,5	33		19	4	4	300	300	32	32	115	115								7,2	Basili et al., 2013
3475327540	35	32,5	34,5	33		19	7	7	300	300	32	32	115	115								7,2	Basili et al., 2013
3475327540	35	32,5	34,5	33		19	10	10	300	300	32	32	115	115								7,2	Basili et al., 2013
3475327540	35	32,5	34,5	33		19	13	13	300	300	32	32	115	115								7,2	Basili et al., 2013
3475327540	35	32,5	34,5	33		19	15	15	300	300	32	32	115	115								7,2	Basili et al., 2013
3475327540	35	32,5	34,5	33		19	18	18	300	300	32	32	115	115								7,2	Basili et al., 2013
3475327540	35	32,5	34,5	33		19	21	21	300	300	32	32	115	115								7,2	Basili et al., 2013
3475327540	35	32,5	34,5	33		19	4	4	301	301	32	32	115	115								7,2	Basili et al., 2013
3475327540	35	32,5	34,5	33		19	7	7	301	301	32	32	115	115								7,2	Basili et al., 2013
3475327540	35	32,5	34,5	33		19	4	4	301	301	32	32	115	115								7,2	Basili et al., 2013
3475327540	35	32,5	34,5	33		19	10	10	301	301	32	32	115	115								7,2	Basili et al., 2013
3475327540	35	32,5	34,5	33		19	7	7	301	301	32	32	115	115								7,2	Basili et al., 2013
3475327540	35	32,5	34,5	33		19	13	13	301	301	32	32	115	115								7,2	Basili et al., 2013
3475327540	35	32,5	34,5	33		19	10	10	301	301	32	32	115	115								7,2	Basili et al., 2013
3475327540	35	32,5	34,5	33		19	15	15	301	301	32	32	115	115								7,2	Basili et al., 2013

Table B.1. Compiled moment tensor database for each analysis bin in 0-40 km depth.

3475327540	35	32,5	34,5	33		19	13	13	301	301	32	32	115	115								7,2	Basili et al., 2013
3475327540	35	32,5	34,5	33		19	18	18	301	301	32	32	115	115								7,2	Basili et al., 2013
3475327540	35	32,5	34,5	33		19	15	15	301	301	32	32	115	115								7,2	Basili et al., 2013
3475327540	35	32,5	34,5	33		19	21	21	301	301	32	32	115	115								7,2	Basili et al., 2013
3475327540	35	32,5	34,5	33		19	18	18	301	301	32	32	115	115								7,2	Basili et al., 2013
3475327540	35	32,5	34,5	33		19	21	21	301	301	32	32	115	115								7,2	Basili et al., 2013
3475327540	35	32,5	34,5	33		19	4	4	301	301	32	32	115	115								7,2	Basili et al., 2013
3475327540	35	32,5	34,5	33		19	7	7	301	301	32	32	115	115								7,2	Basili et al., 2013
3475327540	35	32,5	34,5	33		19	10	10	301	301	32	32	115	115								7,2	Basili et al., 2013
3475327540	35	32,5	34,5	33		19	13	13	301	301	32	32	115	115								7,2	Basili et al., 2013
3475327540	35	32,5	34,5	33		19	15	15	301	301	32	32	115	115								7,2	Basili et al., 2013
3475327540	35	32,5	34,5	33		19	18	18	301	301	32	32	115	115								7,2	Basili et al., 2013
3475327540	35	32,5	34,5	33		19	21	21	301	301	32	32	115	115								7,2	Basili et al., 2013
3475327540	35	32,5	34,5	33			33	33	302	302	42	42	124	124								5,4	Dziewonski et al., 1981
3475327540	35	32,5	34,5	33		19	4	4	303	303	32	32	115	115								7,2	Basili et al., 2013
3475327540	35	32,5	34,5	33		19	7	7	303	303	32	32	115	115								7,2	Basili et al., 2013
3475327540	35	32,5	34,5	33		19	10	10	303	303	32	32	115	115								7,2	Basili et al., 2013
3475327540	35	32,5	34,5	33		19	13	13	303	303	32	32	115	115								7,2	Basili et al., 2013
3475327540	35	32,5	34,5	33		19	15	15	303	303	32	32	115	115								7,2	Basili et al., 2013
3475327540	35	32,5	34,5	33		19	4	4	303	303	32	32	115	115								7,2	Basili et al., 2013
3475327540	35	32,5	34,5	33		19	18	18	303	303	32	32	115	115								7,2	Basili et al., 2013
3475327540	35	32,5	34,5	33		19	7	7	303	303	32	32	115	115								7,2	Basili et al., 2013
3475327540	35	32,5	34,5	33		19	21	21	303	303	32	32	115	115								7,2	Basili et al., 2013
3475327540	35	32,5	34,5	33		19	10	10	303	303	32	32	115	115								7,2	Basili et al., 2013
3475327540	35	32,5	34,5	33		19	13	13	303	303	32	32	115	115								7,2	Basili et al., 2013
3475327540	35	32,5	34,5	33		19	15	15	303	303	32	32	115	115								7,2	Basili et al., 2013
3475327540	35	32,5	34,5	33		19	18	18	303	303	32	32	115	115								7,2	Basili et al., 2013
3475327540	35	32,5	34,5	33		19	21	21	303	303	32	32	115	115								7,2	Basili et al., 2013
3475327540	35	32,5	34,5	33			33	33	307	307	26	26	116	116								5,1	INGV RCMT Catalogue
3475327540	35	32,5	34,5	33		19	4	4	308	308	33	33	115	115								7,2	Basili et al., 2013
3475327540	35	32,5	34,5	33		19	7	7	308	308	33	33	115	115								7,2	Basili et al., 2013
3475327540	35	32,5	34,5	33		19	7	7	308	308	33	33	115	115								7,2	Basili et al., 2013
3475327540	35	32,5	34,5	33		19	10	10	308	308	33	33	115	115								7,2	Basili et al., 2013
3475327540	35	32,5	34,5	33		19	10	10	308	308	33	33	115	115								7,2	Basili et al., 2013
3475327540	35	32,5	34,5	33		19	13	13	308	308	33	33	115	115								7,2	Basili et al., 2013
3475327540	35	32,5	34,5	33		19	13	13	308	308	33	33	115	115								7,2	Basili et al., 2013
3475327540	35	32,5	34,5	33		19	15	15	308	308	33	33	115	115								7,2	Basili et al., 2013
3475327540	35	32,5	34,5	33		19	18	18	308	308	33	33	115	115								7,2	Basili et al., 2013
3475327540	35	32,5	34,5	33			6	30	315	11	31	81	71	123								7,5	Sorensen et al., 2012
3475327540	35	32,5	34,5	33		19	4	4	315	315	34	34	115	115								7,2	Basili et al., 2013
3475327540	35	32,5	34,5	33		19	7	7	315	315	34	34	115	115								7,2	Basili et al., 2013
3475327540	35	32,5	34,5	33		19	10	10	315	315	34	34	115	115								7,2	Basili et al., 2013
3475327540	35	32,5	34,5	33		19	13	13	315	315	34	34	115	115								7,2	Basili et al., 2013
3475327540	35	32,5	34,5	33		19	15	15	315	315	34	34	115	115								7,2	Basili et al., 2013
3475327540	35	32,5	34,5	33		19	18	18	315	315	34	34	115	115								7,2	Basili et al., 2013
3475327540	35	32,5	34,5	33		19	21	21	315	315	34	34	115	115								7,2	Basili et al., 2013
3475327540	35	32,5	34,5	33		19	7	7	316	316	34	34	115	115								7,2	Basili et al., 2013
3475327540	35	32,5	34,5	33		19	10	10	316	316	34	34	115	115								7,2	Basili et al., 2013
3475327540	35	32,5	34,5	33		19	13	13	316	316	34	34	115	115								7,2	Basili et al., 2013
3475327540	35	32,5	34,5	33		19	15	15	316	316	34	34	115	115								7,2	Basili et al., 2013
3475327540	35	32,5	34,5	33		19	18	18	316	316	34	34	115	115								7,2	Basili et al., 2013
3475327540	35	32,5	34,5	33		19	21	21	316	316	34	34	115	115								7,2	Basili et al., 2013
3475327540	35	32,5	34,5	33		19	13	13	324	324	36	36	115	115								7,2	Basili et al., 2013
3475327540	35	32,5	34,5	33		19	15	15	324	324	36	36	115	115								7,2	Basili et al., 2013
3475327540	35	32,5	34,5	33		19	18	18	324	324	36	36	115	115								7,2	Basili et al., 2013
3475327540	35	32,5	34,5	33		19	18	18	324	324	36	36	115	115								7,2	Basili et al., 2013
3475327540	35	32,5	34,5	33		19	21	21	324	324	36	36	115	115								7,2	Basili et al., 2013
3475327540	35	32,5	34,5	33			6	30	355	155	57	85	316	100								7,5	Sorensen et al., 2012
3475327540	35	32,5	34,5	33																		7,5	Compiled Historical Catalogue
3475332540	35	33	34,5	33,5	120	40	1	41	75	75	15	15	90	90								7,8	Salamon et al., 2007
3475332540	35	33	33,5	34,5			11	11	92	92	64	64	67	67	316	316	34	34	129	129		5,3	EMMA
3475332540	35	33	34,5	33,5			11	11	92	92	64	64	67	67								5,6	Pilidou et al., 2004
3475332540	35	33	34,5	33,5		19	15	15	275	275	33	33	115	115								7,2	Basili et al., 2013
3475332540	35	33	34,5	33,5		19	18	18	275	275	33	33	115	115								7,2	Basili et al., 2013
3475332540	35	33	34,5	33,5		19	15	15	282	282	33	33	115	115								7,2	Basili et al., 2013
3475332540	35	33	34,5	33,5		19	18	18	282	282	33	33	115	115								7,2	Basili et al., 2013
3475332540	35	33	34,5	33,5		19	21	21	282	282	33	33	115	115								7,2	Basili et al., 2013
3475332540	35	33	34,5	33,5		19	13	13	283	283	33	33	115	115								7,2	Basili et al., 2013
3475332540	35	33	34,5	33,5		19	15	15	283	283	33	33	115	115								7,2	Basili et al., 2013
3475332540	35	33	34,5	33,5		19	18	18	283	283	33	33	115	115								7,2	Basili et al., 2013
3475332540	35	33	34,5	33,5		19	21	21	283	283	33	33	115	115								7,2	Basili et al., 2013
3475332540	35	33	34,5	33,5		19	15	15	283	283	32	32	115	115								7,2	Basili et al., 2013
3475332540	35	33	34,5	33,5		19	18	18	283	283	32	32	115	115								7,2	Basili et al., 2013
3475332540	35	33	34,5	33,5		19	21	21	283	283	32	32	115	115								7,2	Basili et al., 2013
3475332540	35	33	34,5	33,5		19	13	13	283	283	32	32	115	115								7,2	Basili et al., 2013
3475332540	35	33	34,5	33,5		19	15	15	283	283	32	32	115	115								7,2	Basili et al., 2013
3475332540	35	33	34,5	33,5		19	18	18	283	283	32	32	115	115								7,2	Basili et al., 2013
3475332540	35	33	34,5	33,5		19	21	21	283	283	32	32	115	115								7,2	Basili et al., 2013
3475332540	35	33	34,5	33,5		19	15	15	283	283	32	32	115	115								7,2	Basili et al., 2013
3475332540	35	33	34,5	33,5		19	18	18	283	283	32	32	115	115								7,2	Basili et al., 2013
3475332540	35	33	34,5	33,5		19	21	21	283	283	32	32	115	115								7,2	Basili et al., 2013
3475332540	35	33	34,5	33,5		19	10	10	298	298	32	32	115	115								7,2	Basili et al., 2013
3475332540	35	33	34,5	33,5		19	13	13	298	298	32	32	115	115								7,2	Basili et al., 2013
3475332540	35	33	34,5	33,5		19	13	13	298	298	32	32	115	115								7,2	Basili et al., 2013
3475332540	35	33	34,5	33,5		19	15	15	298	298	32	32	115	115								7,2	Basili et al., 2013
3475332540	35	33	34,5	33,5		19	15	15	298	298	32	32	115	115								7,2	Basili et al., 2013
3475332540	35	33	34,5	33,5		19	18	18	298	298	32	32	115	115								7,2	Basili et al., 2013
3475332540	35	33	34,5	33,5		19	18	18	298	298	32	32	115	115								7,2	Basili et al., 2013
3475332540	35	33	34,5	33,5		19	21	21	298	298	32	32	115	115								7,2	Basili et al., 2013
3475332540	35	33	34,5	33,5		19	21	21	298	298	32	32	115	115								7,2	Basili et al., 2013
3475332540	35	33	34,5	33,5		19	10	10	300	300	32	32	115	115								7,2	Basili et al., 2013
3475332540	35	33	34,5	33,5		19	13	13	300	300	32	32	115	115								7,2	Basili et al., 2013
3475332540	35	33	34,5	33,5		19	15	15	300	300	32	32	115	115								7,2	Basili et al., 2013
3475332540	35	33	34,5	33,5		19	18	18	300	300	32	32	115	115								7,2	Basili et al., 2013

Table B.1. Compiled moment tensor database for each analysis bin in 0-40 km depth.

3475332540	35	33	34,5	33,5		19	21	21	300	300	32	32	115	115								7,2	Basili et al., 2013
3475332540	35	33	34,5	33,5		19	15	15	308	308	33	33	115	115								7,2	Basili et al., 2013
3475332540	35	33	34,5	33,5		19	18	18	308	308	33	33	115	115								7,2	Basili et al., 2013
3475332540	35	33	34,5	33,5		19	21	21	308	308	33	33	115	115								7,2	Basili et al., 2013
3475332540	35	33	34,5	33,5		19	21	21	308	308	33	33	115	115								7,2	Basili et al., 2013
3475332540	35	33	34,5	33,5			6	30	315	11	31	81	71	123								7,5	Sorensen et al., 2012
3475332540	35	33	34,5	33,5		19	4	4	316	316	34	34	98	98								6,2	Basili et al., 2013
3475332540	35	33	34,5	33,5		19	4	4	316	316	34	34	98	98								6,2	Basili et al., 2013
3475332540	35	33	34,5	33,5		19	7	7	316	316	34	34	98	98								6,2	Basili et al., 2013
3475332540	35	33	34,5	33,5		19	7	7	316	316	34	34	98	98								6,2	Basili et al., 2013
3475332540	35	33	34,5	33,5		19	10	10	316	316	34	34	98	98								6,2	Basili et al., 2013
3475332540	35	33	34,5	33,5		19	13	13	316	316	34	34	98	98								6,2	Basili et al., 2013
3475332540	35	33	34,5	33,5			36,6	36,6	336	336	34	34	137	137	105	105	68	68	64	64		4,6	ISC MT Catalogue
3475332540	35	33	34,5	33,5			6	30	355	155	57	85	316	100								7,5	Sorensen et al., 2012
3475337540	35	33,5	34,5	34			35	35	30	30	56	56	91	91								5	Kalafat MT Catalogue
3475337540	35	33,5	34,5	34			0	0	70	70	35	35	50	50								5	Salamon et al., 2003
3475337540	35	33,5	34,5	34			4	4	72	72	52	52	127	127								4,4	Kalafat MT Catalogue
3475337540	35	33,5	34,5	34	120	40	1	41	75	75	15	15	90	90								7,8	Salamon et al., 2007
3475337540	35	33,5	34,5	34			0	0	95	95	45	45	110	110								5,6	Salamon et al., 2003
3475337540	35	33,5	34,5	34			0	0	110	110	45	45	70	70								4,6	Papadimitriou and Karakostas, 2006
3475337540	35	33,5	34,5	34			0	0	145	145	25	25	110	110								4,6	Salamon et al., 2003
3475337540	35	33,5	34,5	34			0	0	241	241	60	60	132	132								4,6	Salamon et al., 2003
3475337540	35	33,5	34	34,5			0	0	260	260	45	45	37	37	142	142	65	65	129	129		5,5	EMMA
3475337540	35	33,5	34,5	34		19	21	21	275	275	33	33	115	115								7,2	Basili et al., 2013
3475337540	35	33,5	34,5	34		19	15	15	277	277	33	33	115	115								7,2	Basili et al., 2013
3475337540	35	33,5	34,5	34		19	18	18	277	277	33	33	115	115								7,2	Basili et al., 2013
3475337540	35	33,5	34,5	34		19	21	21	277	277	33	33	115	115								7,2	Basili et al., 2013
3475337540	35	33,5	34,5	34		19	4	4	278	278	33	33	98	98								6,2	Basili et al., 2013
3475337540	35	33,5	34,5	34		19	7	7	278	278	33	33	98	98								6,2	Basili et al., 2013
3475337540	35	33,5	34,5	34		19	10	10	278	278	33	33	98	98								6,2	Basili et al., 2013
3475337540	35	33,5	34,5	34		19	13	13	278	278	33	33	98	98								6,2	Basili et al., 2013
3475337540	35	33,5	34,5	34		19	15	15	278	278	33	33	98	98								6,2	Basili et al., 2013
3475337540	35	33,5	34,5	34		19	18	18	278	278	33	33	98	98								6,2	Basili et al., 2013
3475337540	35	33,5	34,5	34		19	21	21	278	278	33	33	98	98								6,2	Basili et al., 2013
3475337540	35	33,5	34,5	34		19	4	4	279	279	33	33	98	98								6,2	Basili et al., 2013
3475337540	35	33,5	34,5	34		19	7	7	279	279	33	33	98	98								6,2	Basili et al., 2013
3475337540	35	33,5	34,5	34		19	10	10	279	279	33	33	98	98								6,2	Basili et al., 2013
3475337540	35	33,5	34,5	34		19	13	13	279	279	33	33	98	98								6,2	Basili et al., 2013
3475337540	35	33,5	34,5	34		19	15	15	279	279	33	33	98	98								6,2	Basili et al., 2013
3475337540	35	33,5	34,5	34		19	18	18	279	279	33	33	98	98								6,2	Basili et al., 2013
3475337540	35	33,5	34,5	34		19	18	18	279	279	33	33	115	115								7,2	Basili et al., 2013
3475337540	35	33,5	34,5	34		19	21	21	279	279	33	33	115	115								7,2	Basili et al., 2013
3475337540	35	33,5	34,5	34		19	18	18	280	280	33	33	115	115								7,2	Basili et al., 2013
3475337540	35	33,5	34,5	34		19	21	21	280	280	33	33	115	115								7,2	Basili et al., 2013
3475337540	35	33,5	34,5	34			0	0	280	280	70	70	200	200								4,6	Salamon et al., 2003
3475337540	35	33,5	34,5	34		19	21	21	282	282	33	33	115	115								7,2	Basili et al., 2013
3475337540	35	33,5	34,5	34		19	18	18	283	283	32	32	115	115								7,2	Basili et al., 2013
3475337540	35	33,5	34,5	34		19	18	18	283	283	32	32	115	115								7,2	Basili et al., 2013
3475337540	35	33,5	34,5	34		19	21	21	283	283	32	32	115	115								7,2	Basili et al., 2013
3475337540	35	33,5	34,5	34		19	21	21	283	283	32	32	115	115								7,2	Basili et al., 2013
3475337540	35	33,5	34,5	34		19	21	21	284	284	32	32	115	115								7,2	Basili et al., 2013
3475337540	35	33,5	34,5	34		19	21	21	284	284	32	32	115	115								7,2	Basili et al., 2013
3475337540	35	33,5	34,5	34		19	4	4	285	285	32	32	98	98								6,2	Basili et al., 2013
3475337540	35	33,5	34,5	34		22,5	4	4	286	286	57	57	60	60								6,3	Basili et al., 2013
3475337540	35	33,5	34,5	34		19	4	4	294	294	32	32	98	98								6,2	Basili et al., 2013
3475337540	35	33,5	34,5	34		19	4	4	294	294	32	32	98	98								6,2	Basili et al., 2013
3475337540	35	33,5	34,5	34		19	7	7	294	294	32	32	98	98								6,2	Basili et al., 2013
3475337540	35	33,5	34,5	34		19	7	7	294	294	32	32	98	98								6,2	Basili et al., 2013
3475337540	35	33,5	34,5	34		19	10	10	294	294	32	32	98	98								6,2	Basili et al., 2013
3475337540	35	33,5	34,5	34		19	10	10	294	294	32	32	98	98								6,2	Basili et al., 2013
3475337540	35	33,5	34,5	34		19	13	13	294	294	32	32	98	98								6,2	Basili et al., 2013
3475337540	35	33,5	34,5	34		19	13	13	294	294	32	32	98	98								6,2	Basili et al., 2013
3475337540	35	33,5	34,5	34		19	15	15	294	294	32	32	98	98								6,2	Basili et al., 2013
3475337540	35	33,5	34,5	34		19	15	15	294	294	32	32	98	98								6,2	Basili et al., 2013
3475337540	35	33,5	34,5	34		19	18	18	294	294	32	32	98	98								6,2	Basili et al., 2013
3475337540	35	33,5	34,5	34		19	18	18	294	294	32	32	98	98								6,2	Basili et al., 2013
3475337540	35	33,5	34,5	34		19	21	21	294	294	32	32	98	98								6,2	Basili et al., 2013
3475337540	35	33,5	34,5	34		19	21	21	294	294	32	32	98	98								6,2	Basili et al., 2013
3475337540	35	33,5	34,5	34		19	4	4	295	295	32	32	98	98								6,2	Basili et al., 2013
3475337540	35	33,5	34,5	34		19	7	7	295	295	32	32	98	98								6,2	Basili et al., 2013
3475337540	35	33,5	34,5	34		19	10	10	295	295	32	32	98	98								6,2	Basili et al., 2013
3475337540	35	33,5	34,5	34		21,5	4	4	298	298	32	32	98	98								6,2	Basili et al., 2013
3475337540	35	33,5	34,5	34		21,5	4	4	298	298	32	32	98	98								6,2	Basili et al., 2013
3475337540	35	33,5	34,5	34		21,5	7	7	298	298	32	32	98	98								6,2	Basili et al., 2013
3475337540	35	33,5	34,5	34		21,5	7	7	298	298	32	32	98	98								6,2	Basili et al., 2013
3475337540	35	33,5	34,5	34		21,5	10	10	298	298	32	32	98	98								6,2	Basili et al., 2013
3475337540	35	33,5	34,5	34		21,5	12	12	298	298	32	32	98	98								6,2	Basili et al., 2013
3475337540	35	33,5	34,5	34			15	15	298	298	55	55	112	112								6,2	Kalafat MT Catalogue
3475337540	35	33,5	34,5	34		21,5	4	4	298	298	32	32	98	98								6,2	Basili et al., 2013
3475337540	35	33,5	34,5	34		21,5	7	7	298	298	32	32	98	98								6,2	Basili et al., 2013
3475337540	35	33,5	34,5	34		21,5	10	10	298	298	32	32	98	98								6,2	Basili et al., 2013
3475337540	35	33,5	34,5	34		21,5	12	12	298	298	32	32	98	98								6,2	Basili et al., 2013
3475337540	35	33,5	34,5	34		21,5	15	15	298	298	32	32	98	98								6,2	Basili et al., 2013
3475337540	35	33,5	34,5	34		21,5	4	4	300	300	33	33	98	98								6,2	Basili et al., 2013
3475337540	35	33,5	34,5	34		21,5	4	4	300	300	33	33	98	98								6,2	Basili et al., 2013
3475337540	35	33,5	34,5	34		21,5	7	7	300	300	33	33	98	98								6,2	Basili et al., 2013
3475337540	35	33,5	34,5	34		21,5	4	4	300	300	33	33	98	98								6,2	Basili et al., 2013
3475337540	35	33,5	34,5	34		21,5	7	7	300	300	33	33	98	98								6,2	Basili et al., 2013
3475337540	35	33,5	34,5	34		21,5	10	10	300	300	33	33	98	98								6,2	Basili et al., 2013
3475337540	35	33,5	34,5	34		21,5	7	7	300	300	33	33	98	98								6,2	Basili et al., 2013
3475337540	35	33,5	34,5	34		21,5	10	10	300	300	33	33	98	98								6,2	Basili et al., 2013
3475337540	35	33,5	34,5	34		21,5	12	12	300	300	33	33	98	98								6,2	Basili et al., 2013
3475337540	35	33,5	34,5	34		21,5	10	10	300	300	33	33	98	98								6,2	Basili et al., 2013

Table B.1. Compiled moment tensor database for each analysis bin in 0-40 km depth.

3475337540	35	33,5	34,5	34		19	4	4	303	303	32	32	98	98								6,2	Basili et al., 2013
3475337540	35	33,5	34,5	34		19	7	7	303	303	32	32	98	98								6,2	Basili et al., 2013
3475337540	35	33,5	34,5	34		19	10	10	303	303	32	32	98	98								6,2	Basili et al., 2013
3475337540	35	33,5	34,5	34		19	13	13	303	303	32	32	98	98								6,2	Basili et al., 2013
3475337540	35	33,5	34,5	34		19	15	15	303	303	32	32	98	98								6,2	Basili et al., 2013
3475337540	35	33,5	34,5	34		19	18	18	303	303	32	32	98	98								6,2	Basili et al., 2013
3475337540	35	33,5	34,5	34		19	21	21	303	303	32	32	98	98								6,2	Basili et al., 2013
3475337540	35	33,5	34,5	34		19	4	4	304	304	32	32	98	98								6,2	Basili et al., 2013
3475337540	35	33,5	34,5	34		19	7	7	304	304	32	32	98	98								6,2	Basili et al., 2013
3475337540	35	33,5	34,5	34		19	10	10	304	304	32	32	98	98								6,2	Basili et al., 2013
3475337540	35	33,5	34,5	34		19	4	4	304	304	32	32	98	98								6,2	Basili et al., 2013
3475337540	35	33,5	34,5	34		19	13	13	304	304	32	32	98	98								6,2	Basili et al., 2013
3475337540	35	33,5	34,5	34		19	7	7	304	304	32	32	98	98								6,2	Basili et al., 2013
3475337540	35	33,5	34,5	34		19	15	15	304	304	32	32	98	98								6,2	Basili et al., 2013
3475337540	35	33,5	34,5	34		19	10	10	304	304	32	32	98	98								6,2	Basili et al., 2013
3475337540	35	33,5	34,5	34		19	18	18	304	304	32	32	98	98								6,2	Basili et al., 2013
3475337540	35	33,5	34,5	34		19	13	13	304	304	32	32	98	98								6,2	Basili et al., 2013
3475337540	35	33,5	34,5	34		19	21	21	304	304	32	32	98	98								6,2	Basili et al., 2013
3475337540	35	33,5	34,5	34		19	15	15	304	304	32	32	98	98								6,2	Basili et al., 2013
3475337540	35	33,5	34,5	34		19	18	18	304	304	32	32	98	98								6,2	Basili et al., 2013
3475337540	35	33,5	34,5	34		19	21	21	304	304	32	32	98	98								6,2	Basili et al., 2013
3475337540	35	33,5	34,5	34		19	4	4	304	304	32	32	98	98								6,2	Basili et al., 2013
3475337540	35	33,5	34,5	34		19	7	7	304	304	32	32	98	98								6,2	Basili et al., 2013
3475337540	35	33,5	34,5	34		19	10	10	304	304	32	32	98	98								6,2	Basili et al., 2013
3475337540	35	33,5	34,5	34		19	13	13	304	304	32	32	98	98								6,2	Basili et al., 2013
3475337540	35	33,5	34,5	34		19	15	15	304	304	32	32	98	98								6,2	Basili et al., 2013
3475337540	35	33,5	34,5	34		19	18	18	304	304	32	32	98	98								6,2	Basili et al., 2013
3475337540	35	33,5	34,5	34		19	21	21	304	304	32	32	98	98								6,2	Basili et al., 2013
3475337540	35	33,5	34,5	34		19	4	4	305	305	32	32	98	98								6,2	Basili et al., 2013
3475337540	35	33,5	34,5	34		19	7	7	305	305	32	32	98	98								6,2	Basili et al., 2013
3475337540	35	33,5	34,5	34		19	10	10	305	305	32	32	98	98								6,2	Basili et al., 2013
3475337540	35	33,5	34,5	34		19	13	13	305	305	32	32	98	98								6,2	Basili et al., 2013
3475337540	35	33,5	34,5	34		19	15	15	305	305	32	32	98	98								6,2	Basili et al., 2013
3475337540	35	33,5	34,5	34		19	18	18	305	305	32	32	98	98								6,2	Basili et al., 2013
3475337540	35	33,5	34,5	34		19	21	21	305	305	32	32	98	98								6,2	Basili et al., 2013
3475337540	35	33,5	34	34,5			36	36	310	310	13	13	137	137	177	177	81	81	80	80		5,5	EMMA
3475337540	35	33,5	34,5	34		21,5	4	4	311	311	34	34	98	98								6,2	Basili et al., 2013
3475337540	35	33,5	34,5	34		21,5	7	7	311	311	34	34	98	98								6,2	Basili et al., 2013
3475337540	35	33,5	34,5	34			6	30	315	11	31	81	71	123								7,5	Sorensen et al., 2012
3475337540	35	33,5	34,5	34		19	10	10	316	316	34	34	98	98								6,2	Basili et al., 2013
3475337540	35	33,5	34,5	34		19	13	13	316	316	34	34	98	98								6,2	Basili et al., 2013
3475337540	35	33,5	34,5	34		19	15	15	316	316	34	34	98	98								6,2	Basili et al., 2013
3475337540	35	33,5	34,5	34		19	15	15	316	316	34	34	98	98								6,2	Basili et al., 2013
3475337540	35	33,5	34,5	34		21,5	4	4	316	316	35	35	98	98								6,2	Basili et al., 2013
3475337540	35	33,5	34,5	34		19	18	18	316	316	34	34	98	98								6,2	Basili et al., 2013
3475337540	35	33,5	34,5	34			6	30	355	155	57	85	316	100								7,5	Sorensen et al., 2012
3475337540	35	33,5	34,5	34																		5,9	Compiled Historical Catalogue
3475342540	35	34	34,5	34,5			26	26	61	61	86	86	158	158								4,4	Kalafat MT Catalogue
3475342540	35	34	34,5	34,5	120	40	1	41	75	75	15	15	90	90								7,8	Salamon et al., 2007
3475342540	35	34	34,5	34,5			15	15	117	117	71	71	71	71								5,4	Kalafat MT Catalogue
3475342540	35	34	34,5	34,5			16	16	166	166	63	63	317	317								4,2	Kalafat MT Catalogue
3475342540	35	34	34,5	34,5		22,5	8	8	270	270	52	52	60	60								6,3	Basili et al., 2013
3475342540	35	34	34,5	34,5		22,5	8	8	270	270	52	52	60	60								6,3	Basili et al., 2013
3475342540	35	34	34,5	34,5		22,5	8	8	270	270	52	52	60	60								6,3	Basili et al., 2013
3475342540	35	34	34,5	34,5		22,5	8	8	270	270	52	52	60	60								6,3	Basili et al., 2013
3475342540	35	34	34,5	34,5		22,5	8	8	270	270	52	52	60	60								6,3	Basili et al., 2013
3475342540	35	34	34,5	34,5		22,5	4	4	270	270	52	52	60	60								6,3	Basili et al., 2013
3475342540	35	34	34,5	34,5		22,5	4	4	270	270	52	52	60	60								6,3	Basili et al., 2013
3475342540	35	34	34,5	34,5		22,5	4	4	270	270	52	52	60	60								6,3	Basili et al., 2013
3475342540	35	34	34,5	34,5		22,5	4	4	270	270	52	52	60	60								6,3	Basili et al., 2013
3475342540	35	34	34,5	34,5		22,5	4	4	270	270	52	52	60	60								6,3	Basili et al., 2013
3475342540	35	34	34,5	34,5		21,5	23	23	270	270	33	33	98	98								6,2	Basili et al., 2013
3475342540	35	34	34,5	34,5		21,5	23	23	270	270	33	33	98	98								6,2	Basili et al., 2013
3475342540	35	34	34,5	34,5		21,5	20	20	270	270	33	33	98	98								6,2	Basili et al., 2013
3475342540	35	34	34,5	34,5		21,5	20	20	270	270	33	33	98	98								6,2	Basili et al., 2013
3475342540	35	34	34,5	34,5		21,5	18	18	270	270	33	33	98	98								6,2	Basili et al., 2013
3475342540	35	34	34,5	34,5		21,5	18	18	270	270	33	33	98	98								6,2	Basili et al., 2013
3475342540	35	34	34,5	34,5		21,5	15	15	270	270	33	33	98	98								6,2	Basili et al., 2013
3475342540	35	34	34,5	34,5		21,5	15	15	270	270	33	33	98	98								6,2	Basili et al., 2013
3475342540	35	34	34,5	34,5		21,5	12	12	270	270	33	33	98	98								6,2	Basili et al., 2013
3475342540	35	34	34,5	34,5		21,5	12	12	270	270	33	33	98	98								6,2	Basili et al., 2013
3475342540	35	34	34,5	34,5		21,5	10	10	270	270	33	33	98	98								6,2	Basili et al., 2013
3475342540	35	34	34,5	34,5		21,5	10	10	270	270	33	33	98	98								6,2	Basili et al., 2013
3475342540	35	34	34,5	34,5		21,5	7	7	270	270	33	33	98	98								6,2	Basili et al., 2013
3475342540	35	34	34,5	34,5		21,5	7	7	270	270	33	33	98	98								6,2	Basili et al., 2013
3475342540	35	34	34,5	34,5		21,5	4	4	270	270	33	33	98	98								6,2	Basili et al., 2013
3475342540	35	34	34,5	34,5		21,5	4	4	270	270	33	33	98	98								6,2	Basili et al., 2013
3475342540	35	34	34,5	34,5		21,5	12	12	270	270	33	33	98	98								6,2	Basili et al., 2013
3475342540	35	34	34,5	34,5		21,5	10	10	270	270	33	33	98	98								6,2	Basili et al., 2013
3475342540	35	34	34,5	34,5		21,5	7	7	270	270	33	33	98	98								6,2	Basili et al., 2013
3475342540	35	34	34,5	34,5		21,5	4	4	270	270	33	33	98	98								6,2	Basili et al., 2013
3475342540	35	34	34,5	34,5		19	4	4	272	272	34	34	98	98								6,2	Basili et al., 2013
3475342540	35	34	34,5	34,5		19	7	7	272	272	34	34	98	98								6,2	Basili et al., 2013
3475342540	35	34	34,5	34,5		19	10	10	272	272	34	34	98	98								6,2	Basili et al., 2013
3475342540	35	34	34,5	34,5		19	4	4	272	272	34	34	98	98								6,2	Basili et al., 2013
3475342540	35	34	34,5	34,5		19	13	13	272	272	34	34	98	98								6,2	Basili et al., 2013
3475342540	35	34	34,5	34,5		19	7	7	272	272	34	34	98	98								6,2	Basili et al., 2013
3475342540	35	34	34,5	34,5		19	15	15	272	272	34	34	98	98								6,2	Basili et al., 2013
3475342540	35	34	34,5	34,5		19	10	10	272	272	34	34	98	98								6,2	Basili et al., 2013
3475342540	35	34	34,5	34,5		19	18	18	272	272	34	34	98	98								6,2	Basili et al., 2013
3475342540	35	34	34,5	34,5		19	13	13	272	272	34	34	98	98								6,2	Basili et al., 2013
3475342540	35	34	34,5	34,5		19	21	21	272	272	34	34	98	98								6,2	Basili et al., 2013

Table B.1. Compiled moment tensor database for each analysis bin in 0-40 km depth.

3475342540	35	34	34,5	34,5		19	15	15	272	272	34	34	98	98								6,2	Basili et al., 2013
3475342540	35	34	34,5	34,5		19	18	18	272	272	34	34	98	98								6,2	Basili et al., 2013
3475342540	35	34	34,5	34,5		19	21	21	272	272	34	34	98	98								6,2	Basili et al., 2013
3475342540	35	34	34,5	34,5		22,5	4	4	278	278	54	54	60	60								6,3	Basili et al., 2013
3475342540	35	34	34,5	34,5		22,5	8	8	278	278	54	54	60	60								6,3	Basili et al., 2013
3475342540	35	34	34,5	34,5		19	21	21	279	279	33	33	98	98								6,2	Basili et al., 2013
3475342540	35	34	34,5	34,5		19	7	7	285	285	32	32	98	98								6,2	Basili et al., 2013
3475342540	35	34	34,5	34,5		19	10	10	285	285	32	32	98	98								6,2	Basili et al., 2013
3475342540	35	34	34,5	34,5		19	13	13	285	285	32	32	98	98								6,2	Basili et al., 2013
3475342540	35	34	34,5	34,5		19	4	4	285	285	32	32	98	98								6,2	Basili et al., 2013
3475342540	35	34	34,5	34,5		19	15	15	285	285	32	32	98	98								6,2	Basili et al., 2013
3475342540	35	34	34,5	34,5		19	7	7	285	285	32	32	98	98								6,2	Basili et al., 2013
3475342540	35	34	34,5	34,5		19	18	18	285	285	32	32	98	98								6,2	Basili et al., 2013
3475342540	35	34	34,5	34,5		19	10	10	285	285	32	32	98	98								6,2	Basili et al., 2013
3475342540	35	34	34,5	34,5		19	21	21	285	285	32	32	98	98								6,2	Basili et al., 2013
3475342540	35	34	34,5	34,5		19	13	13	285	285	32	32	98	98								6,2	Basili et al., 2013
3475342540	35	34	34,5	34,5		19	15	15	285	285	32	32	98	98								6,2	Basili et al., 2013
3475342540	35	34	34,5	34,5		19	18	18	286	286	32	32	98	98								6,2	Basili et al., 2013
3475342540	35	34	34,5	34,5		19	21	21	286	286	32	32	98	98								6,2	Basili et al., 2013
3475342540	35	34	34,5	34,5		22,5	4	4	286	286	57	57	60	60								6,3	Basili et al., 2013
3475342540	35	34	34,5	34,5		22,5	4	4	286	286	57	57	60	60								6,3	Basili et al., 2013
3475342540	35	34	34,5	34,5		22,5	8	8	286	286	57	57	60	60								6,3	Basili et al., 2013
3475342540	35	34	34,5	34,5		22,5	4	4	286	286	57	57	60	60								6,3	Basili et al., 2013
3475342540	35	34	34,5	34,5		21,5	4	4	287	287	32	32	98	98								6,2	Basili et al., 2013
3475342540	35	34	34,5	34,5		21,5	7	7	287	287	32	32	98	98								6,2	Basili et al., 2013
3475342540	35	34	34,5	34,5		21,5	10	10	287	287	32	32	98	98								6,2	Basili et al., 2013
3475342540	35	34	34,5	34,5		21,5	12	12	287	287	32	32	98	98								6,2	Basili et al., 2013
3475342540	35	34	34,5	34,5		21,5	15	15	287	287	32	32	98	98								6,2	Basili et al., 2013
3475342540	35	34	34,5	34,5		21,5	18	18	287	287	32	32	98	98								6,2	Basili et al., 2013
3475342540	35	34	34,5	34,5		21,5	20	20	287	287	32	32	98	98								6,2	Basili et al., 2013
3475342540	35	34	34,5	34,5		21,5	23	23	287	287	32	32	98	98								6,2	Basili et al., 2013
3475342540	35	34	34,5	34,5		21,5	4	4	287	287	32	32	98	98								6,2	Basili et al., 2013
3475342540	35	34	34,5	34,5		21,5	4	4	287	287	32	32	98	98								6,2	Basili et al., 2013
3475342540	35	34	34,5	34,5		21,5	7	7	287	287	32	32	98	98								6,2	Basili et al., 2013
3475342540	35	34	34,5	34,5		21,5	7	7	287	287	32	32	98	98								6,2	Basili et al., 2013
3475342540	35	34	34,5	34,5		21,5	10	10	287	287	32	32	98	98								6,2	Basili et al., 2013
3475342540	35	34	34,5	34,5		21,5	10	10	287	287	32	32	98	98								6,2	Basili et al., 2013
3475342540	35	34	34,5	34,5		21,5	12	12	287	287	32	32	98	98								6,2	Basili et al., 2013
3475342540	35	34	34,5	34,5		21,5	12	12	287	287	32	32	98	98								6,2	Basili et al., 2013
3475342540	35	34	34,5	34,5		21,5	15	15	287	287	32	32	98	98								6,2	Basili et al., 2013
3475342540	35	34	34,5	34,5		21,5	15	15	287	287	32	32	98	98								6,2	Basili et al., 2013
3475342540	35	34	34,5	34,5		21,5	18	18	287	287	32	32	98	98								6,2	Basili et al., 2013
3475342540	35	34	34,5	34,5		21,5	18	18	287	287	32	32	98	98								6,2	Basili et al., 2013
3475342540	35	34	34,5	34,5		21,5	20	20	287	287	32	32	98	98								6,2	Basili et al., 2013
3475342540	35	34	34,5	34,5		21,5	20	20	287	287	32	32	98	98								6,2	Basili et al., 2013
3475342540	35	34	34,5	34,5		21,5	23	23	287	287	32	32	98	98								6,2	Basili et al., 2013
3475342540	35	34	34,5	34,5		19	4	4	289	289	32	32	98	98								6,2	Basili et al., 2013
3475342540	35	34	34,5	34,5		19	7	7	289	289	32	32	98	98								6,2	Basili et al., 2013
3475342540	35	34	34,5	34,5		19	10	10	289	289	32	32	98	98								6,2	Basili et al., 2013
3475342540	35	34	34,5	34,5		19	13	13	289	289	32	32	98	98								6,2	Basili et al., 2013
3475342540	35	34	34,5	34,5		19	15	15	289	289	32	32	98	98								6,2	Basili et al., 2013
3475342540	35	34	34,5	34,5		19	18	18	289	289	32	32	98	98								6,2	Basili et al., 2013
3475342540	35	34	34,5	34,5		19	21	21	289	289	32	32	98	98								6,2	Basili et al., 2013
3475342540	35	34	34,5	34,5		21,5	4	4	291	291	32	32	98	98								6,2	Basili et al., 2013
3475342540	35	34	34,5	34,5		21,5	7	7	291	291	32	32	98	98								6,2	Basili et al., 2013
3475342540	35	34	34,5	34,5		21,5	10	10	291	291	32	32	98	98								6,2	Basili et al., 2013
3475342540	35	34	34,5	34,5		21,5	12	12	291	291	32	32	98	98								6,2	Basili et al., 2013
3475342540	35	34	34,5	34,5		21,5	15	15	291	291	32	32	98	98								6,2	Basili et al., 2013
3475342540	35	34	34,5	34,5		21,5	18	18	291	291	32	32	98	98								6,2	Basili et al., 2013
3475342540	35	34	34,5	34,5		21,5	20	20	291	291	32	32	98	98								6,2	Basili et al., 2013
3475342540	35	34	34,5	34,5		19	4	4	293	293	32	32	98	98								6,2	Basili et al., 2013
3475342540	35	34	34,5	34,5		19	7	7	293	293	32	32	98	98								6,2	Basili et al., 2013
3475342540	35	34	34,5	34,5		19	10	10	293	293	32	32	98	98								6,2	Basili et al., 2013
3475342540	35	34	34,5	34,5		19	13	13	293	293	32	32	98	98								6,2	Basili et al., 2013
3475342540	35	34	34,5	34,5		19	15	15	293	293	32	32	98	98								6,2	Basili et al., 2013
3475342540	35	34	34,5	34,5		19	18	18	293	293	32	32	98	98								6,2	Basili et al., 2013
3475342540	35	34	34,5	34,5		19	21	21	293	293	32	32	98	98								6,2	Basili et al., 2013
3475342540	35	34	34,5	34,5		21,5	4	4	293	293	32	32	98	98								6,2	Basili et al., 2013
3475342540	35	34	34,5	34,5		21,5	7	7	293	293	32	32	98	98								6,2	Basili et al., 2013
3475342540	35	34	34,5	34,5		21,5	4	4	293	293	32	32	98	98								6,2	Basili et al., 2013
3475342540	35	34	34,5	34,5		21,5	10	10	293	293	32	32	98	98								6,2	Basili et al., 2013
3475342540	35	34	34,5	34,5		21,5	7	7	293	293	32	32	98	98								6,2	Basili et al., 2013
3475342540	35	34	34,5	34,5		21,5	12	12	293	293	32	32	98	98								6,2	Basili et al., 2013
3475342540	35	34	34,5	34,5		21,5	10	10	293	293	32	32	98	98								6,2	Basili et al., 2013
3475342540	35	34	34,5	34,5		21,5	15	15	293	293	32	32	98	98								6,2	Basili et al., 2013
3475342540	35	34	34,5	34,5		21,5	12	12	293	293	32	32	98	98								6,2	Basili et al., 2013
3475342540	35	34	34,5	34,5		21,5	18	18	293	293	32	32	98	98								6,2	Basili et al., 2013
3475342540	35	34	34,5	34,5		21,5	15	15	293	293	32	32	98	98								6,2	Basili et al., 2013
3475342540	35	34	34,5	34,5		21,5	20	20	293	293	32	32	98	98								6,2	Basili et al., 2013
3475342540	35	34	34,5	34,5		21,5	18	18	293	293	32	32	98	98								6,2	Basili et al., 2013
3475342540	35	34	34,5	34,5		19	4	4	294	294	32	32	98	98								6,2	Basili et al., 2013
3475342540	35	34	34,5	34,5		19	7	7	294	294	32	32	98	98								6,2	Basili et al., 2013
3475342540	35	34	34,5	34,5		19	10	10	294	294	32	32	98	98								6,2	Basili et al., 2013
3475342540	35	34	34,5	34,5		19	13	13	294	294	32	32	98	98								6,2	Basili et al., 2013
3475342540	35	34	34,5	34,5		19	15	15	294	294	32	32	98	98								6,2	Basili et al., 2013
3475342540	35	34	34,5	34,5		19	18	18	294	294	32	32	98	98								6,2	Basili et al., 2013
3475342540	35	34	34,5	34,5		19	21	21	294	294	32	32	98	98								6,2	Basili et al., 2013
3475342540	35	34	34,5	34,5		19	13	13	295	295	32	32	98	98								6,2	Basili et al., 2013
3475342540	35	34	34,5	34,5		19	15	15	295	295	32	32	98	98								6,2	Basili et al., 2013
3475342540	35	34	34,5	34,5		19	18	18	295	295	32	32	98	98								6,2	Basili et al., 2013
3475342540	35	34	34,5	34,5		19	21	21	295	295	32	32	98	98								6,2	Basili et al., 2013
3475342540	35	34	34,5	34,5		19	4	4	296	296	32	32	98	98								6,2	Basili et al., 2013
3475342540	35	34	34,5	34,5		19	7	7	296	296	32	32	98	98								6,2	Basili et al., 2013
3475342540	35	34	34,5	34,5		19	10	10	296	296	32	32	98	98								6,2	Basili et al., 2013

Table B.1. Compiled moment tensor database for each analysis bin in 0-40 km depth.

3475342540	35	34	34,5	34,5		19	13	13	296	296	32	32	98	98								6,2	Basili et al., 2013
3475342540	35	34	34,5	34,5		19	15	15	296	296	32	32	98	98								6,2	Basili et al., 2013
3475342540	35	34	34,5	34,5		19	18	18	296	296	32	32	98	98								6,2	Basili et al., 2013
3475342540	35	34	34,5	34,5		19	21	21	296	296	32	32	98	98								6,2	Basili et al., 2013
3475342540	35	34	34,5	34,5		21,5	10	10	298	298	32	32	98	98								6,2	Basili et al., 2013
3475342540	35	34	34,5	34,5		21,5	12	12	298	298	32	32	98	98								6,2	Basili et al., 2013
3475342540	35	34	34,5	34,5		21,5	15	15	298	298	32	32	98	98								6,2	Basili et al., 2013
3475342540	35	34	34,5	34,5		21,5	18	18	298	298	32	32	98	98								6,2	Basili et al., 2013
3475342540	35	34	34,5	34,5			6	30	315	11	31	81	71	123								7,5	Sorensen et al., 2012
3475342540	35	34	34,5	34,5			15	15	343	343	27	27	133	133	117	117	71	71	71	71		5,4	ISC MT Catalogue
3475342540	35	34	34,5	34,5			10	10	343	343	27	27	133	133								5,3	Dziewonski et al., 1981
3475342540	35	34	34,5	34,5			6	30	355	155	57	85	316	100								7,5	Sorensen et al., 2012
3475342540	35	34	34,5	34,5																		5,9	Compiled Historical Catalogue
3475347540	35	34,5	34,5	35		21,5	20	20	251	251	38	38	98	98								6,2	Basili et al., 2013
3475347540	35	34,5	34,5	35		21,5	18	18	251	251	38	38	98	98								6,2	Basili et al., 2013
3475347540	35	34,5	34,5	35		21,5	15	15	251	251	38	38	98	98								6,2	Basili et al., 2013
3475347540	35	34,5	34,5	35		21,5	15	15	251	251	38	38	98	98								6,2	Basili et al., 2013
3475347540	35	34,5	34,5	35		21,5	12	12	251	251	38	38	98	98								6,2	Basili et al., 2013
3475347540	35	34,5	34,5	35		21,5	12	12	251	251	38	38	98	98								6,2	Basili et al., 2013
3475347540	35	34,5	34,5	35		21,5	10	10	251	251	38	38	98	98								6,2	Basili et al., 2013
3475347540	35	34,5	34,5	35		21,5	10	10	251	251	38	38	98	98								6,2	Basili et al., 2013
3475347540	35	34,5	34,5	35		21,5	7	7	251	251	38	38	98	98								6,2	Basili et al., 2013
3475347540	35	34,5	34,5	35		21,5	7	7	251	251	38	38	98	98								6,2	Basili et al., 2013
3475347540	35	34,5	34,5	35		21,5	4	4	251	251	38	38	98	98								6,2	Basili et al., 2013
3475347540	35	34,5	34,5	35		21,5	4	4	251	251	38	38	98	98								6,2	Basili et al., 2013
3475347540	35	34,5	34,5	35		21,5	4	4	251	251	38	38	98	98								6,2	Basili et al., 2013
3475347540	35	34,5	34,5	35		22,5	4	4	255	255	50	50	60	60								6,3	Basili et al., 2013
3475347540	35	34,5	34,5	35		22,5	4	4	256	256	50	50	60	60								6,3	Basili et al., 2013
3475347540	35	34,5	34,5	35		21,5	23	23	260	260	35	35	98	98								6,2	Basili et al., 2013
3475347540	35	34,5	34,5	35		21,5	23	23	260	260	35	35	98	98								6,2	Basili et al., 2013
3475347540	35	34,5	34,5	35		21,5	20	20	260	260	35	35	98	98								6,2	Basili et al., 2013
3475347540	35	34,5	34,5	35		21,5	20	20	260	260	35	35	98	98								6,2	Basili et al., 2013
3475347540	35	34,5	34,5	35		21,5	18	18	260	260	35	35	98	98								6,2	Basili et al., 2013
3475347540	35	34,5	34,5	35		21,5	18	18	260	260	35	35	98	98								6,2	Basili et al., 2013
3475347540	35	34,5	34,5	35		21,5	15	15	260	260	35	35	98	98								6,2	Basili et al., 2013
3475347540	35	34,5	34,5	35		21,5	15	15	260	260	35	35	98	98								6,2	Basili et al., 2013
3475347540	35	34,5	34,5	35		21,5	12	12	260	260	35	35	98	98								6,2	Basili et al., 2013
3475347540	35	34,5	34,5	35		21,5	12	12	260	260	35	35	98	98								6,2	Basili et al., 2013
3475347540	35	34,5	34,5	35		21,5	10	10	260	260	35	35	98	98								6,2	Basili et al., 2013
3475347540	35	34,5	34,5	35		21,5	10	10	260	260	35	35	98	98								6,2	Basili et al., 2013
3475347540	35	34,5	34,5	35		21,5	7	7	260	260	35	35	98	98								6,2	Basili et al., 2013
3475347540	35	34,5	34,5	35		21,5	7	7	260	260	35	35	98	98								6,2	Basili et al., 2013
3475347540	35	34,5	34,5	35		21,5	4	4	260	260	35	35	98	98								6,2	Basili et al., 2013
3475347540	35	34,5	34,5	35		21,5	4	4	260	260	35	35	98	98								6,2	Basili et al., 2013
3475347540	35	34,5	34,5	35		22,5	8	8	261	261	51	51	60	60								6,3	Basili et al., 2013
3475347540	35	34,5	34,5	35		22,5	8	8	261	261	51	51	60	60								6,3	Basili et al., 2013
3475347540	35	34,5	34,5	35		22,5	8	8	261	261	51	51	60	60								6,3	Basili et al., 2013
3475347540	35	34,5	34,5	35		22,5	4	4	261	261	51	51	60	60								6,3	Basili et al., 2013
3475347540	35	34,5	34,5	35		22,5	4	4	261	261	51	51	60	60								6,3	Basili et al., 2013
3475347540	35	34,5	34,5	35		22,5	4	4	261	261	51	51	60	60								6,3	Basili et al., 2013
3475347540	35	34,5	34,5	35		21,5	23	23	262	262	35	35	98	98								6,2	Basili et al., 2013
3475347540	35	34,5	34,5	35		21,5	20	20	262	262	35	35	98	98								6,2	Basili et al., 2013
3475347540	35	34,5	34,5	35		21,5	18	18	262	262	35	35	98	98								6,2	Basili et al., 2013
3475347540	35	34,5	34,5	35		21,5	15	15	262	262	35	35	98	98								6,2	Basili et al., 2013
3475347540	35	34,5	34,5	35		21,5	12	12	262	262	35	35	98	98								6,2	Basili et al., 2013
3475347540	35	34,5	34,5	35		21,5	10	10	262	262	35	35	98	98								6,2	Basili et al., 2013
3475347540	35	34,5	34,5	35		21,5	7	7	262	262	35	35	98	98								6,2	Basili et al., 2013
3475347540	35	34,5	34,5	35		21,5	4	4	262	262	35	35	98	98								6,2	Basili et al., 2013
3475347540	35	34,5	34,5	35		21,5	23	23	263	263	34	34	98	98								6,2	Basili et al., 2013
3475347540	35	34,5	34,5	35		21,5	20	20	263	263	34	34	98	98								6,2	Basili et al., 2013
3475347540	35	34,5	34,5	35		21,5	18	18	263	263	34	34	98	98								6,2	Basili et al., 2013
3475347540	35	34,5	34,5	35		21,5	15	15	263	263	34	34	98	98								6,2	Basili et al., 2013
3475347540	35	34,5	34,5	35		21,5	12	12	263	263	34	34	98	98								6,2	Basili et al., 2013
3475347540	35	34,5	34,5	35		21,5	10	10	263	263	34	34	98	98								6,2	Basili et al., 2013
3475347540	35	34,5	34,5	35		21,5	7	7	263	263	34	34	98	98								6,2	Basili et al., 2013
3475347540	35	34,5	34,5	35		21,5	4	4	263	263	34	34	98	98								6,2	Basili et al., 2013
3475347540	35	34,5	34,5	35		21,5	23	23	263	263	34	34	98	98								6,2	Basili et al., 2013
3475347540	35	34,5	34,5	35		21,5	20	20	263	263	34	34	98	98								6,2	Basili et al., 2013
3475347540	35	34,5	34,5	35		21,5	20	20	263	263	34	34	98	98								6,2	Basili et al., 2013
3475347540	35	34,5	34,5	35		21,5	18	18	263	263	34	34	98	98								6,2	Basili et al., 2013
3475347540	35	34,5	34,5	35		21,5	18	18	263	263	34	34	98	98								6,2	Basili et al., 2013
3475347540	35	34,5	34,5	35		21,5	15	15	263	263	34	34	98	98								6,2	Basili et al., 2013
3475347540	35	34,5	34,5	35		21,5	15	15	263	263	34	34	98	98								6,2	Basili et al., 2013
3475347540	35	34,5	34,5	35		21,5	12	12	263	263	34	34	98	98								6,2	Basili et al., 2013
3475347540	35	34,5	34,5	35		21,5	12	12	263	263	34	34	98	98								6,2	Basili et al., 2013
3475347540	35	34,5	34,5	35		21,5	10	10	263	263	34	34	98	98								6,2	Basili et al., 2013
3475347540	35	34,5	34,5	35		21,5	10	10	263	263	34	34	98	98								6,2	Basili et al., 2013
3475347540	35	34,5	34,5	35		21,5	7	7	263	263	34	34	98	98								6,2	Basili et al., 2013
3475347540	35	34,5	34,5	35		21,5	7	7	263	263	34	34	98	98								6,2	Basili et al., 2013
3475347540	35	34,5	34,5	35		21,5	4	4	263	263	34	34	98	98								6,2	Basili et al., 2013
3475347540	35	34,5	34,5	35		21,5	4	4	263	263	34	34	98	98								6,2	Basili et al., 2013
3475347540	35	34,5	34,5	35		22,5	8	8	267	267	52	52	60	60								6,3	Basili et al., 2013
3475347540	35	34,5	34,5	35		22,5	4	4	267	267	52	52	60	60								6,3	Basili et al., 2013
3475347540	35	34,5	34,5	35		21,5	23	23	270	270	33	33	98	98								6,2	Basili et al., 2013
3475347540	35	34,5	34,5	35		21,5	20	20	270	270	33	33	98	98								6,2	Basili et al., 2013
3475347540	35	34,5	34,5	35		21,5	18	18	270	270	33	33	98	98								6,2	Basili et al., 2013
3475347540	35	34,5	34,5	35		21,5	15	15	270	270	33	33	98	98								6,2	Basili et al., 2013

Table B.1. Compiled moment tensor database for each analysis bin in 0-40 km depth.

3475352540	35	35	34,5	35,5		21,5	20	20	251	251	38	38	98	98								6,2	Basili et al., 2013
3475352540	35	35	34,5	35,5		21,5	18	18	251	251	38	38	98	98								6,2	Basili et al., 2013
3475352540	35	35	34,5	35,5		21,5	18	18	251	251	38	38	98	98								6,2	Basili et al., 2013
3475352540	35	35	34,5	35,5		21,5	15	15	251	251	38	38	98	98								6,2	Basili et al., 2013
3475352540	35	35	34,5	35,5		21,5	12	12	251	251	38	38	98	98								6,2	Basili et al., 2013
3475352540	35	35	34,5	35,5		21,5	10	10	251	251	38	38	98	98								6,2	Basili et al., 2013
3475352540	35	35	34,5	35,5		21,5	7	7	251	251	38	38	98	98								6,2	Basili et al., 2013
3475352540	35	35	34,5	35,5		21,5	18	18	255	255	36	36	98	98								6,2	Basili et al., 2013
3475352540	35	35	34,5	35,5		21,5	15	15	255	255	36	36	98	98								6,2	Basili et al., 2013
3475352540	35	35	34,5	35,5		21,5	12	12	255	255	36	36	98	98								6,2	Basili et al., 2013
3475352540	35	35	34,5	35,5		21,5	10	10	255	255	36	36	98	98								6,2	Basili et al., 2013
3475352540	35	35	34,5	35,5		21,5	7	7	255	255	36	36	98	98								6,2	Basili et al., 2013
3475352540	35	35	34,5	35,5		21,5	4	4	255	255	36	36	98	98								6,2	Basili et al., 2013
3475352540	35	35	34,5	35,5		21,5	18	18	256	256	36	36	98	98								6,2	Basili et al., 2013
3475352540	35	35	34,5	35,5		21,5	15	15	256	256	36	36	98	98								6,2	Basili et al., 2013
3475352540	35	35	34,5	35,5		21,5	15	15	256	256	36	36	98	98								6,2	Basili et al., 2013
3475352540	35	35	34,5	35,5		21,5	15	15	256	256	36	36	98	98								6,2	Basili et al., 2013
3475352540	35	35	34,5	35,5		21,5	12	12	256	256	36	36	98	98								6,2	Basili et al., 2013
3475352540	35	35	34,5	35,5		21,5	12	12	256	256	36	36	98	98								6,2	Basili et al., 2013
3475352540	35	35	34,5	35,5		21,5	12	12	256	256	36	36	98	98								6,2	Basili et al., 2013
3475352540	35	35	34,5	35,5		21,5	10	10	256	256	36	36	98	98								6,2	Basili et al., 2013
3475352540	35	35	34,5	35,5		21,5	10	10	256	256	36	36	98	98								6,2	Basili et al., 2013
3475352540	35	35	34,5	35,5		21,5	10	10	256	256	36	36	98	98								6,2	Basili et al., 2013
3475352540	35	35	34,5	35,5		21,5	7	7	256	256	36	36	98	98								6,2	Basili et al., 2013
3475352540	35	35	34,5	35,5		21,5	7	7	256	256	36	36	98	98								6,2	Basili et al., 2013
3475352540	35	35	34,5	35,5		21,5	7	7	256	256	36	36	98	98								6,2	Basili et al., 2013
3475352540	35	35	34,5	35,5		21,5	4	4	256	256	36	36	98	98								6,2	Basili et al., 2013
3475352540	35	35	34,5	35,5		21,5	4	4	256	256	36	36	98	98								6,2	Basili et al., 2013
3475352540	35	35	34,5	35,5		21,5	4	4	256	256	36	36	98	98								6,2	Basili et al., 2013
3425222540	34,5	22	34	22,5			3	20	10	40	50	80	150	170								8,5	Sorensen et al., 2012
3425222540	34,5	22	34	22,5			5	70	250	320	30	40	50	100								8,5	Sorensen et al., 2012
3425227540	34,5	22,5	34	23			3	20	10	40	50	80	150	170								8,5	Sorensen et al., 2012
3425227540	34,5	22,5	34	23			5	70	250	320	30	40	50	100								8,5	Sorensen et al., 2012
3425232540	34,5	23	34	23,5			3	20	10	40	50	80	150	170								8,5	Sorensen et al., 2012
3425232540	34,5	23	34	23,5			12	12	82	82	80	80	177	177	172	172	87	87	10	10		6	ISC MT Catalogue
3425232540	34,5	23	34	23,5			21	21	125	125	69	69	96	96								5,3	Kalafat MT Catalogue
3425232540	34,5	23	34	23,5			12	12	172	172	87	87	10	10								6	Kalafat MT Catalogue
3425232540	34,5	23	34	23,5			5	70	250	320	30	40	50	100								8,5	Sorensen et al., 2012
3425232540	34,5	23	34	23,5			21	21	289	289	22	22	75	75	125	125	69	69	96	96		5,2	ISC MT Catalogue
3425237540	34,5	23,5	34	24			3	20	10	40	50	80	150	170								8,5	Sorensen et al., 2012
3425237540	34,5	23,5	34	24			5	70	250	320	30	40	50	100								8,5	Sorensen et al., 2012
3425242540	34,5	24	34	24,5			3	20	10	40	50	80	150	170								8,5	Sorensen et al., 2012
3425242540	34,5	24	24,5	34			0	0	177	177	51	51	138	138	296	296	59	59	47	47		4,9	EMMA
3425242540	34,5	24	34	24,5			5	70	250	320	30	40	50	100								8,5	Sorensen et al., 2012
3425242540	34,5	24	34	24,5					260	260	65	65	99	99									Mitsakaki et al., 2013
3425242540	34,5	24	34	24,5			33	33	296	296	59	59	47	47								5	Bohnhoff et al., 2005
3425242540	34,5	24	34	24,5					305	305	29	29	105	105									Moratto et al., 2007
3425242540	34,5	24	34	24,5					310	310	65	65	90	90									Mitsakaki et al., 2013
3425242540	34,5	24	34	24,5					312	312	19	19	96	96									Papazachos, 1996
3425242540	34,5	24	34	24,5																		7,8	Papaioannou and Papazachos, 2000
3425247540	34,5	24,5	25	34			0	0	0	0	64	64	122	122	126	126	40	40	43	43		6,7	EMMA
3425247540	34,5	24,5	34	25			3	20	10	40	50	80	150	170								8,5	Sorensen et al., 2012
3425247540	34,5	24,5	34	25			33	33	67	67	53	53	29	29								5,5	Dziewonski et al., 1981
3425247540	34,5	24,5	34	25			0	0	127	127	25	25	51	51								6,4	Canitez and Ucer, 1967
3425247540	34,5	24,5	25	34			0	0	127	127	25	25	51	51	349	349	71	71	106	106		6,3	EMMA
3425247540	34,5	24,5	25	34			0	0	162	162	19	19	82	82	351	351	71	71	93	93		6,3	EMMA
3425247540	34,5	24,5	34	25			0	0	162	162	19	19	82	82								6,4	Canitez and Ucer, 1967
3425247540	34,5	24,5	25	34			32	32	163	163	50	50	44	44	41	41	58	58	131	131		5,8	EMMA
3425247540	34,5	24,5	34	25			31	31	163	163	50	50	44	44								5,8	Taymaz et al., 1991
3425247540	34,5	24,5	34	25			5	70	250	320	30	40	50	100								8,5	Sorensen et al., 2012
3425247540	34,5	24,5	34	25					260	260	65	65	99	99									Mitsakaki et al., 2013
3425247540	34,5	24,5	25	34			0	0	268	268	75	75	197	197	174	174	74	74	345	345		6,4	EMMA
3425247540	34,5	24,5	34	25			0	0	268	268	75	75	197	197								6,5	Papazachos and Delibasis, 1969
3425247540	34,5	24,5	34	25			15	15	282	282	88	88	266	266								6,1	Kalafat MT Catalogue
3425247540	34,5	24,5	34	25					290	290	27	27	97	97									Papazachos, 1996
3425247540	34,5	24,5	34	25					291	291	47	47	99	99									Moratto et al., 2007
3425247540	34,5	24,5	25	34			0	0	320	320	80	80	194	194	227	227	74	74	348	348		6,7	EMMA
3425247540	34,5	24,5	25	34			0	0	340	340	65	65	116	116	111	111	36	36	47	47		6,7	EMMA
3425247540	34,5	24,5	34	25																		6,4	Compiled Historical Catalogue
3425247540	34,5	24,5	34	25																		7,1	Papaioannou and Papazachos, 2000
3425252540	34,5	25	34	25,5			10	66	12	66	39	81	148	210								8,5	Sorensen et al., 2012
3425252540	34,5	25	34	25,5			10	10	89	89	60	60	76	76	295	295	33	33	112	112		6,4	ISC MT Catalogue
3425252540	34,5	25	34	25,5			24	24	90	90	49	49	71	71	298	298	45	45	110	110		4,8	ISC MT Catalogue
3425252540	34,5	25	34	25,5			33	33	96	96	77	77	58	58								5,3	Kalafat MT Catalogue
3425252540	34,5	25	34	25,5			21	21	110	110	33	33	277	277								4,3	ETHZ Moment Tensor Catalogue
3425252540	34,5	25	34	25,5			19	19	115	115	65	65	125	125	236	236	42	42	39	39			ISC MT Catalogue
3425252540	34,5	25	34	25,5			12,2	12,2	117	117	59	59	98	98	282	282	32	32	77	77		5,4	ISC MT Catalogue
3425252540	34,5	25	34	25,5			33	33	120	120	63	63	90	90								5,2	Bohnhoff et al., 2005
3425252540	34,5	25	25,5	34			0	0	159	159	23	23	320	320	287	287	75	75	252	252		5,1	EMMA
3425252540	34,5	25	25,5	34			19	19	163	163	50	50	44	44	41	41	58	58	131	131		6	EMMA
3425252540	34,5	25	34	25,5			19	19	163	163	50	50	44	44								6	Taymaz et al., 1990
3425252540	34,5	25	34	25,5			10	66	248	122	36	80	333	327								8,5	Sorensen et al., 2012
3425252540	34,5	25	34	25,5			10	66	253	177	51	79	70	104								8,5	Sorensen et al., 2012
3425252540	34,5	25	34	25,5					260	260	65	65	99	99									Mitsakaki et al., 2013
3425252540	34,5	25	25,5	34			0	0	275	275	28	28	90	90	95	95	62	62	90	90		6,1	EMMA
3425252540	34,5	25	34	25,5			21	21	282	282	57	57	266	266	110	110	33	33	277	277		4,3	ISC MT Catalogue
3425252540	34,5	25	34	25,5			33	33	286	286	75	75	253	253								5,2	Bohnhoff et al., 2005
3425252540	34,5	25	34	25,5					290	290	27	27	97	97									Papazachos, 1996
3425252540	34,5	25	34	25,5					291	291	47	47	99	99									Moratto et al., 2007
3425252540	34,5	25	25,5	34			19	19	295	295	30	30	108	108	94	94	62	62	80	80		6,1	EMMA
3425252540	34,5	25	25,5	34			19	19	295	295	30	30	108	108	94	94	62	62	80	80		6,1	EMMA
3425252540	34,5	25	25,5	34			25	25	298	298	28	28	108	108	97	97	63	63	80	80		5,4	EMMA
3425252540	34,5	25	25,5	34			0	0	300	300	27	27	90	90	120	120	63	63	90	90		5,1	EMMA
3425252540	34,5	25	34	25,5	190	35	1	36	300	300	20	20	90	90								8	Tinti et al., 2005

Table B.1. Compiled moment tensor database for each analysis bin in 0-40 km depth.

3425252540	34,5	25	34	25,5			10	66	341	37	43	69	256	302								8,5	Sorensen et al., 2012
3425252540	34,5	25	34	25,5			33	33	347	347	34	34	157	157	96	96	77	77	58	58		5,3	ISC MT Catalogue
3425252540	34,5	25	34	25,5			10	66	349	113	55	89	56	116								8,5	Sorensen et al., 2012
3425252540	34,5	25	34	25,5																		6,4	Compiled Historical Catalogue
3425252540	34,5	25	34	25,5																		7,1	Papaioannou and Papazachos, 2000
3425257540	34,5	25,5	34	26			10	66	12	66	39	81	148	210								8,5	Sorensen et al., 2012
3425257540	34,5	25,5	34	26			10	10	58	58	51	51	42	42								4,8	INGV RCMT Catalogue
3425257540	34,5	25,5	34	26			22	22	63	63	65	65	33	33								5,1	Kalafat MT Catalogue
3425257540	34,5	25,5	34	26			27	27	78	78	77	77	6	6								4,4	ETHZ Moment Tensor Catalogue
3425257540	34,5	25,5	34	26			12,4	12,4	95	95	40	40	43	43	329	329	64	64	122	122		4,8	ISC MT Catalogue
3425257540	34,5	25,5	34	26			15	15	96	96	69	69	97	97								5,3	Kalafat MT Catalogue
3425257540	34,5	25,5	34	26			15	15	109	109	48	48	99	99								5,5	Kalafat MT Catalogue
3425257540	34,5	25,5	34	26			10	10	122	122	15	15	119	119								5	Bernardi et al., 2004
3425257540	34,5	25,5	34	26			14	14	133	133	21	21	115	115								5,1	Bernardi et al., 2004
3425257540	34,5	25,5	34	26			15	15	138	138	80	80	178	178								5	Dziewonski et al., 1981
3425257540	34,5	25,5	34	26			10	66	248	122	36	80	333	327								8,5	Sorensen et al., 2012
3425257540	34,5	25,5	34	26			10	66	253	177	51	79	70	104								8,5	Sorensen et al., 2012
3425257540	34,5	25,5	34	26			15	15	256	256	22	22	72	72	96	96	69	69	97	97		5,2	ISC MT Catalogue
3425257540	34,5	25,5	34	26			10	10	262	262	40	40	102	102								4,8	INGV RCMT Catalogue
3425257540	34,5	25,5	34	26			15	15	276	276	43	43	80	80	109	109	48	48	99	99		5,5	ISC MT Catalogue
3425257540	34,5	25,5	34	26			38	38	276	276	43	43	80	80								5,5	Dziewonski et al., 1981
3425257540	34,5	25,5	34	26					290	290	27	27	97	97									Papazachos, 1996
3425257540	34,5	25,5	34	26					291	291	47	47	99	99									Basili et al., 2013
3425257540	34,5	25,5	34	26			38	38	298	298	44	44	253	253	141	141	48	48	286	286			ISC MT Catalogue
3425257540	34,5	25,5	34	26	190	35	1	36	300	300	20	20	90	90								8	Tinti et al., 2005
3425257540	34,5	25,5	34	26			33	33	305	305	44	44	124	124								4,8	INGV RCMT Catalogue
3425257540	34,5	25,5	34	26			21,6	21,6	318	318	60	60	150	150	63	63	65	65	33	33		5,1	ISC MT Catalogue
3425257540	34,5	25,5	34	26			10	66	341	37	43	69	256	302								8,5	Sorensen et al., 2012
3425257540	34,5	25,5	34	26			27	27	347	347	84	84	167	167	78	78	77	77	6	6		4,4	ISC MT Catalogue
3425257540	34,5	25,5	34	26			10	66	349	113	55	89	56	116								8,5	Sorensen et al., 2012
3425257540	34,5	25,5	34	26																		7,1	Papaioannou and Papazachos, 2000
3425262540	34,5	26	34	26,5			33	33	8	8	40	40	201	201								4,6	INGV RCMT Catalogue
3425262540	34,5	26	34	26,5			10	66	12	66	39	81	148	210								8,5	Sorensen et al., 2012
3425262540	34,5	26	26,5	34			10	10	31	31	71	71	22	22	293	293	69	69	160	160		4,8	EMMA
3425262540	34,5	26	34	26,5			25,4	25,4	36	36	17	17	243	243	245	245	75	75	278	278		5,5	ISC MT Catalogue
3425262540	34,5	26	26,5	34			10	10	73	73	89	89	355	355	163	163	85	85	181	181		5	EMMA
3425262540	34,5	26	34	26,5			10	10	83	83	10	10	37	37								5,2	Pondrelli et al., 1999
3425262540	34,5	26	26,5	34			10	10	83	83	10	10	37	37	316	316	84	84	98	98		5,1	EMMA
3425262540	34,5	26	34	26,5			19,6	19,6	85	85	57	57	83	83	277	277	33	33	101	101		5,4	ISC MT Catalogue
3425262540	34,5	26	26,5	34			33	33	88	88	53	53	241	241	310	310	46	46	302	302		4,8	EMMA
3425262540	34,5	26	34	26,5			15	15	101	101	80	80	106	106								5,6	Kalafat MT Catalogue
3425262540	34,5	26	34	26,5			15	15	102	102	8	8	292	292	260	260	83	83	267	267		5,5	ISC MT Catalogue
3425262540	34,5	26	34	26,5			10	10	103	103	8	8	292	292								5,3	Dziewonski et al., 1981
3425262540	34,5	26	34	26,5			18	18	104	104	77	77	173	173								4,6	INGV RCMT Catalogue
3425262540	34,5	26	26,5	34			0	0	119	119	45	45	115	115	266	266	50	50	67	67		5,1	EMMA
3425262540	34,5	26	34	26,5			0	0	119	119	45	45	114	114								5,2	Pondrelli et al., 1999
3425262540	34,5	26	34	26,5			30	30	120	120	61	61	116	116	255	255	38	38	52	52		4,7	ISC MT Catalogue
3425262540	34,5	26	34	26,5			33	33	129	129	27	27	254	254	327	327	64	64	278	278		5,4	ISC MT Catalogue
3425262540	34,5	26	26,5	34			16	16	132	132	46	46	110	110	284	284	47	47	70	70		5,5	EMMA
3425262540	34,5	26	26,5	34			31	31	132	132	46	46	110	110	284	284	47	47	70	70		5,5	EMMA
3425262540	34,5	26	34	26,5			16	16	132	132	46	46	110	110								5,5	Taymaz et al., 1990
3425262540	34,5	26	34	26,5			30	30	132	132	46	46	110	110								5,5	Taymaz et al., 1991
3425262540	34,5	26	26,5	34			10	10	142	142	72	72	45	45	34	34	47	47	155	155		4,8	EMMA
3425262540	34,5	26	34	26,5			33	33	151	151	70	70	144	144								4,9	Bohnhoff et al., 2005
3425262540	34,5	26	34	26,5			21	21	184	184	46	46	320	320								5	ETHZ Moment Tensor Catalogue
3425262540	34,5	26	34	26,5			33	33	219	219	38	38	30	30								4,6	INGV RCMT Catalogue
3425262540	34,5	26	34	26,5			15	15	223	223	19	19	33	33	101	101	80	80	106	106		5,6	ISC MT Catalogue
3425262540	34,5	26	26,5	34			10	10	234	234	4	4	58	58	86	86	87	87	92	92		5,4	EMMA
3425262540	34,5	26	34	26,5			10	10	234	234	4	4	58	58								5,4	Pondrelli et al., 1999
3425262540	34,5	26	34	26,5			10	66	248	122	36	80	333	327								8,5	Sorensen et al., 2012
3425262540	34,5	26	34	26,5			10	66	253	177	51	79	70	104								8,5	Sorensen et al., 2012
3425262540	34,5	26	26,5	34			0	0	256	256	56	56	25	25	152	152	70	70	144	144		4,9	EMMA
3425262540	34,5	26	34	26,5			15	15	260	260	83	83	267	267								5,5	Kalafat MT Catalogue
3425262540	34,5	26	34	26,5			10	10	284	284	53	53	38	38								5,4	Pondrelli et al., 1999
3425262540	34,5	26	26,5	34			10	10	284	284	53	53	38	38	169	169	61	61	137	137		5,4	EMMA
3425262540	34,5	26	34	26,5			16	16	284	284	47	47	70	70								5,5	Taymaz et al., 1990
3425262540	34,5	26	34	26,5			10	10	289	289	38	38	110	110								5,3	INGV RCMT Catalogue
3425262540	34,5	26	34	26,5					290	290	27	27	97	97									Papazachos, 1996
3425262540	34,5	26	34	26,5					291	291	47	47	99	99									Moratto et al., 2007
3425262540	34,5	26	34	26,5			20	20	292	292	40	40	96	96								5,1	INGV RCMT Catalogue
3425262540	34,5	26	26,5	34			16	16	295	295	40	40	90	90	115	115	50	50	90	90		5,8	EMMA
3425262540	34,5	26	26,5	34			16	16	295	295	40	40	90	90	115	115	50	50	90	90		5,8	EMMA
3425262540	34,5	26	26,5	34			0	0	296	296	39	39	90	90	116	116	51	51	90	90		5,4	EMMA
3425262540	34,5	26	26,5	34			20	20	297	297	40	40	90	90	117	117	50	50	90	90		5,2	EMMA
3425262540	34,5	26	34	26,5	190	35	1	36	300	300	20	20	90	90								8	Tinti et al., 2005
3425262540	34,5	26	34	26,5			34	34	306	306	33	33	116	116								4,8	Dziewonski et al., 1981
3425262540	34,5	26	34	26,5			33	33	327	327	64	64	278	278								5,4	Kalafat MT Catalogue
3425262540	34,5	26	34	26,5			10	66	341	37	43	69	256	302								8,5	Sorensen et al., 2012
3425262540	34,5	26	34	26,5			10	66	349	113	55	89	56	116								8,5	Sorensen et al., 2012
3425262540	34,5	26	34	26,5																		7,1	Papaioannou and Papazachos, 2000
3425267540	34,5	26,5	34	27			10	66	12	66	39	81	148	210								8,5	Sorensen et al., 2012
3425267540	34,5	26,5	34	27			36	36	72	72	52	52	66	66	289	289	44	44	118	118		4,5	ISC MT Catalogue
3425267540	34,5	26,5	34	27			25,4	25,4	107	107	76	76	169	169	200	200	80	80	14	14		5,3	ISC MT Catalogue
3425267540	34,5	26,5	34	27			32	32	107	107	76	76	169	169								5,3	Dziewonski et al., 1981
3425267540	34,5	26,5	34	27			33	33	118	118	76	76	125	125								5,5	Kalafat MT Catalogue
3425267540	34,5	26,5	27	34			34	34	125	125	77	77	9	9	33	33	81	81	167	167		5,5	EMMA
3425267540	34,5	26,5	27	34			38	38	125	125	77	77	9	9	33	33	81	81	167	167		5,8	EMMA
3425267540	34,5	26,5	27	34			40	40	125	125	77	77	9	9	31	31	80	80	168	168		5,6	EMMA
3425267540	34,5	26,5	34	27			38	38	125	125	77	77	9	9								5,8	Taymaz et al., 1990
3425267540	34,5	26,5	34	27			28,7	28,7	185	185	40	40	333	333	296	296	73	73	233	233		4,5	ISC MT Catalogue
3425267540	34,5	26,5	34	27			33	33	185	185	40	40	333	333								4,8	INGV RCMT Catalogue
3425267540	34,5	26,5	34	27			17	17	197	197	43	43	359	359								5,1	Shaw and Jackson, 2010
3425267540	34,5	26,5	34	27			25	25	200	200	80	80	14	14								5,3	Kalafat MT Catalogue
3425267540	34,5	26,5	34	27			40	40	215	215	57	57	18	18								4,8	Kalafat MT Catalogue

Table B.1. Compiled moment tensor database for each analysis bin in 0-40 km depth.

3425267540	34,5	26,5	34	27			33,2	33,2	227	227	37	37	24	24	118	118	76	76	125	125		5,5	ISC MT Catalogue
3425267540	34,5	26,5	34	27			30,5	30,5	227	227	71	71	239	239	109	109	36	36	326	326		5,2	ISC MT Catalogue
3425267540	34,5	26,5	34	27					230	230	80	80	319	319									Mitsakaki et al., 2013
3425267540	34,5	26,5	34	27			10	66	248	122	36	80	333	327								8,5	Sorensen et al., 2012
3425267540	34,5	26,5	34	27			10	66	253	177	51	79	70	104								8,5	Sorensen et al., 2012
3425267540	34,5	26,5	34	27					290	290	27	27	97	97									Papazachos, 1996
3425267540	34,5	26,5	34	27					303	303	25	25	90	90									Moratto et al., 2007
3425267540	34,5	26,5	34	27			21	21	304	304	62	62	231	231	184	184	46	46	320	320		5	ISC MT Catalogue
3425267540	34,5	26,5	34	27			20	20	309	309	74	74	183	183								4,7	INGV RCMT Catalogue
3425267540	34,5	26,5	34	27			8	8	337	337	83	83	346	346								4,1	Kalafat MT Catalogue
3425267540	34,5	26,5	34	27			10	66	341	37	43	69	256	302								8,5	Sorensen et al., 2012
3425267540	34,5	26,5	34	27			10	66	349	113	55	89	56	116								8,5	Sorensen et al., 2012
3425267540	34,5	26,5	34	27																		6,8	Papaioannou and Papazachos, 2000
3425272540	34,5	27	34	27,5			10	66	12	66	39	81	148	210								8,5	Sorensen et al., 2012
3425272540	34,5	27	34	27,5			10	66	248	122	36	80	333	327								8,5	Sorensen et al., 2012
3425272540	34,5	27	34	27,5			10	66	253	177	51	79	70	104								8,5	Sorensen et al., 2012
3425272540	34,5	27	34	27,5			10	66	341	37	43	69	256	302								8,5	Sorensen et al., 2012
3425272540	34,5	27	34	27,5			10	66	349	113	55	89	56	116								8,5	Sorensen et al., 2012
3425282540	34,5	28	34	28,5			15	15	67	67	48	48	326	326								5,2	Dziewonski et al., 1981
3425282540	34,5	28	34	28,5			15	15	67	67	48	48	326	326	181	181	65	65	227	227		5,2	ISC MT Catalogue
3425282540	34,5	28	34	28,5			15	15	181	181	65	65	227	227								5,2	Kalafat MT Catalogue
3425287540	34,5	28,5	34	29			0	0	60	60	35	35	80	80								5,9	Salamon et al., 2003
3425317540	34,5	31,5	34	32		18,5	6	6	39	39	67	67	145	145								7,4	Basili et al., 2013
3425317540	34,5	31,5	34	32		18,5	10	10	39	39	67	67	145	145								7,4	Basili et al., 2013
3425317540	34,5	31,5	34	32		18,5	6	6	39	39	67	67	145	145								7,4	Basili et al., 2013
3425317540	34,5	31,5	34	32		18,5	15	15	39	39	67	67	145	145								7,4	Basili et al., 2013
3425317540	34,5	31,5	34	32		18,5	10	10	39	39	67	67	145	145								7,4	Basili et al., 2013
3425317540	34,5	31,5	34	32		18,5	20	20	39	39	67	67	145	145								7,4	Basili et al., 2013
3425317540	34,5	31,5	34	32		18,5	15	15	39	39	67	67	145	145								7,4	Basili et al., 2013
3425317540	34,5	31,5	34	32		18,5	20	20	39	39	67	67	145	145								7,4	Basili et al., 2013
3425317540	34,5	31,5	34	32		18,5	6	6	39	39	67	67	145	145								7,4	Basili et al., 2013
3425317540	34,5	31,5	34	32		18,5	10	10	39	39	67	67	145	145								7,4	Basili et al., 2013
3425317540	34,5	31,5	34	32		18,5	15	15	39	39	67	67	145	145								7,4	Basili et al., 2013
3425317540	34,5	31,5	34	32		18,5	6	6	40	40	67	67	145	145								7,4	Basili et al., 2013
3425317540	34,5	31,5	34	32			33	33	97	97	76	76	349	349	190	190	79	79	194	194		5,7	ISC MT Catalogue
3425317540	34,5	31,5	34	32			33	33	190	190	79	79	194	194								5,7	Kalafat MT Catalogue
3425317540	34,5	31,5	34	32			6	30	315	11	31	81	71	123								7,5	Sorensen et al., 2012
3425317540	34,5	31,5	34	32			6	30	355	155	57	85	316	100								7,5	Sorensen et al., 2012
3425317540	34,5	31,5	34	32																		6,2	Compiled Historical Catalogue
3425322540	34,5	32	34	32,5			10	10	14	14	53	53	165	165								5,3	Dziewonski et al., 1981
3425322540	34,5	32	34	32,5		18,5	20	20	39	39	67	67	145	145								7,4	Basili et al., 2013
3425322540	34,5	32	34	32,5		18,5	10	10	40	40	67	67	145	145								7,4	Basili et al., 2013
3425322540	34,5	32	34	32,5		18,5	15	15	40	40	67	67	145	145								7,4	Basili et al., 2013
3425322540	34,5	32	34	32,5		18,5	10	10	40	40	67	67	145	145								7,4	Basili et al., 2013
3425322540	34,5	32	34	32,5		18,5	20	20	40	40	67	67	145	145								7,4	Basili et al., 2013
3425322540	34,5	32	34	32,5		18,5	15	15	40	40	67	67	145	145								7,4	Basili et al., 2013
3425322540	34,5	32	34	32,5		18,5	20	20	40	40	67	67	145	145								7,4	Basili et al., 2013
3425322540	34,5	32	34	32,5			21	21	44	44	86	86	187	187								4,3	ETHZ Moment Tensor Catalogue
3425322540	34,5	32	34	32,5			21	21	44	44	86	86	187	187	313	313	83	83	355	355		4,3	ISC MT Catalogue
3425322540	34,5	32	32,5	34			23	23	48	48	77	77	170	170	140	140	80	80	13	13		6,1	EMMA
3425322540	34,5	32	34	32,5			23	23	48	48	77	77	170	170	140	140	80	80	13	13		6,8	ISC MT Catalogue
3425322540	34,5	32	34	32,5			23	23	48	48	77	77	170	170								6,1	Pilidou et al., 2004
3425322540	34,5	32	34	32,5			34	34	55	55	35	35	177	177								4,6	INGV RCMT Catalogue
3425322540	34,5	32	34	32,5			33	33	62	62	48	48	192	192								5,1	Dziewonski et al., 1981
3425322540	34,5	32	34	32,5			32,6	32,6	62	62	48	48	192	192	323	323	81	81	317	317		5,3	ISC MT Catalogue
3425322540	34,5	32	34	32,5			0	0	95	95	75	75	330	330								4,6	Salamon et al., 2003
3425322540	34,5	32	34	32,5			33	33	97	97	76	76	349	349								5,5	Dziewonski et al., 1981
3425322540	34,5	32	34	32,5			25	25	125	125	12	12	287	287								6,1	Pilidou et al., 2004
3425322540	34,5	32	34	32,5			23	23	140	140	80	80	13	13								6,8	Kalafat MT Catalogue
3425322540	34,5	32	34	32,5	50	25	2,5	27,5	305	305	35	35	110	110								7,5	Yolsal et al., 2007
3425322540	34,5	32	34	32,5			26	26	308	308	82	82	328	328								4,1	Kalafat MT Catalogue
3425322540	34,5	32	34	32,5			6	30	315	11	31	81	71	123								7,5	Sorensen et al., 2012
3425322540	34,5	32	34	32,5			33	33	323	323	81	81	317	317								5,4	Kalafat MT Catalogue
3425322540	34,5	32	34	32,5			16	16	324	324	73	73	343	343								5,1	INGV RCMT Catalogue
3425322540	34,5	32	34	32,5			6	30	355	155	57	85	316	100								7,5	Sorensen et al., 2012
3425322540	34,5	32	34	32,5																		7,5	Compiled Historical Catalogue
3425322540	34,5	32	34	32,5																		6,2	Compiled Historical Catalogue
3425327540	34,5	32,5	34	33	120	40	1	41	75	75	15	15	90	90								7,8	Salamon et al., 2007
3425327540	34,5	32,5	34	33			20	20	80	80	56	56	63	63								5,6	Kalafat MT Catalogue
3425327540	34,5	32,5	34	33			36	36	101	101	82	82	310	310								5,3	Kalafat MT Catalogue
3425327540	34,5	32,5	34	33			33	33	125	125	50	50	131	131								4,8	INGV RCMT Catalogue
3425327540	34,5	32,5	34	33			16	16	223	223	87	87	24	24								3,9	Kalafat MT Catalogue
3425327540	34,5	32,5	34	33			0	0	250	250	60	60	190	190								4,8	Salamon et al., 2003
3425327540	34,5	32,5	34	33			0	0	270	270	70	70	200	200								4,9	Salamon et al., 2003
3425327540	34,5	32,5	34	33		19	4	4	300	300	32	32	115	115								7,2	Basili et al., 2013
3425327540	34,5	32,5	34	33			20	20	303	303	42	42	124	124	80	80	56	56	63	63		5,6	ISC MT Catalogue
3425327540	34,5	32,5	34	33	50	25	2,5	27,5	305	305	35	35	110	110								7,5	Yolsal et al., 2007
3425327540	34,5	32,5	34	33		19	4	4	308	308	33	33	115	115								7,2	Basili et al., 2013
3425327540	34,5	32,5	34	33			6	30	315	11	31	81	71	123								7,5	Sorensen et al., 2012
3425327540	34,5	32,5	34	33			6	30	355	155	57	85	316	100								7,5	Sorensen et al., 2012
3425327540	34,5	32,5	34	33																		7,5	Compiled Historical Catalogue
3425332540	34,5	33	34	33,5	120	40	1	41	75	75	15	15	90	90								7,8	Salamon et al., 2007
3425332540	34,5	33	34	33,5		19	4	4	275	275	33	33	115	115								7,2	Basili et al., 2013
3425332540	34,5	33	34	33,5		19	7	7	275	275	33	33	115	115								7,2	Basili et al., 2013
3425332540	34,5	33	34	33,5		19	10	10	275	275	33	33	115	115								7,2	Basili et al., 2013
3425332540	34,5	33	34	33,5		19	13	13	275	275	33	33	115	115								7,2	Basili et al., 2013
3425332540	34,5	33	34	33,5		19	4	4	277	277	33	33	115	115								7,2	Basili et al., 2013
3425332540	34,5	33	34	33,5		19	7	7	277	277	33	33	115	115								7,2	Basili et al., 2013
3425332540	34,5	33	34	33,5		19	10	10	277	277	33	33	115	115								7,2	Basili et al., 2013
3425332540	34,5	33	34	33,5		19	4	4	282	282	33	33	115	115								7,2	Basili et al., 2013
3425332540	34,5	33	34	33,5		19	7	7	282	282	33	33	115	115								7,2	Basili et al., 2013
3425332540	34,5	33	34	33,5		19	10	10	282	282	33	33	115	115								7,2	Basili et al., 2013
3425332540	34,5	33	34	33,5		19	13	13	282	282	33	33	115	115								7,2	Basili et al., 2013
3425332540	34,5	33	34	33,5		19	4	4	283	283	33	33	115	115								7,2	Basili et al., 2013

Table B.1. Compiled moment tensor database for each analysis bin in 0-40 km depth.

3425332540	34,5	33	34	33,5		19	7	7	283	283	33	33	115	115								7,2	Basili et al., 2013
3425332540	34,5	33	34	33,5		19	10	10	283	283	33	33	115	115								7,2	Basili et al., 2013
3425332540	34,5	33	34	33,5		19	4	4	283	283	32	32	115	115								7,2	Basili et al., 2013
3425332540	34,5	33	34	33,5		19	7	7	283	283	32	32	115	115								7,2	Basili et al., 2013
3425332540	34,5	33	34	33,5		19	10	10	283	283	32	32	115	115								7,2	Basili et al., 2013
3425332540	34,5	33	34	33,5		19	13	13	283	283	32	32	115	115								7,2	Basili et al., 2013
3425332540	34,5	33	34	33,5		19	4	4	283	283	32	32	115	115								7,2	Basili et al., 2013
3425332540	34,5	33	34	33,5		19	4	4	283	283	32	32	115	115								7,2	Basili et al., 2013
3425332540	34,5	33	34	33,5		19	7	7	283	283	32	32	115	115								7,2	Basili et al., 2013
3425332540	34,5	33	34	33,5		19	10	10	283	283	32	32	115	115								7,2	Basili et al., 2013
3425332540	34,5	33	34	33,5		19	4	4	283	283	32	32	115	115								7,2	Basili et al., 2013
3425332540	34,5	33	34	33,5		19	7	7	283	283	32	32	115	115								7,2	Basili et al., 2013
3425332540	34,5	33	34	33,5		19	10	10	283	283	32	32	115	115								7,2	Basili et al., 2013
3425332540	34,5	33	34	33,5		19	13	13	283	283	32	32	115	115								7,2	Basili et al., 2013
3425332540	34,5	33	34	33,5		19	4	4	298	298	32	32	115	115								7,2	Basili et al., 2013
3425332540	34,5	33	34	33,5		19	4	4	298	298	32	32	115	115								7,2	Basili et al., 2013
3425332540	34,5	33	34	33,5		19	7	7	298	298	32	32	115	115								7,2	Basili et al., 2013
3425332540	34,5	33	34	33,5		19	7	7	298	298	32	32	115	115								7,2	Basili et al., 2013
3425332540	34,5	33	34	33,5		19	10	10	298	298	32	32	115	115								7,2	Basili et al., 2013
3425332540	34,5	33	34	33,5			6	30	315	11	31	81	71	123								7,5	Sorensen et al., 2012
3425332540	34,5	33	34	33,5			6	30	355	155	57	85	316	100								7,5	Sorensen et al., 2012
3425337540	34,5	33,5	34	34		19	13	13	277	277	33	33	115	115								7,2	Basili et al., 2013
3425337540	34,5	33,5	34	34		19	4	4	279	279	33	33	115	115								7,2	Basili et al., 2013
3425337540	34,5	33,5	34	34		19	7	7	279	279	33	33	115	115								7,2	Basili et al., 2013
3425337540	34,5	33,5	34	34		19	10	10	279	279	33	33	115	115								7,2	Basili et al., 2013
3425337540	34,5	33,5	34	34		19	13	13	279	279	33	33	115	115								7,2	Basili et al., 2013
3425337540	34,5	33,5	34	34		19	15	15	279	279	33	33	115	115								7,2	Basili et al., 2013
3425337540	34,5	33,5	34	34		19	4	4	280	280	33	33	115	115								7,2	Basili et al., 2013
3425337540	34,5	33,5	34	34		19	7	7	280	280	33	33	115	115								7,2	Basili et al., 2013
3425337540	34,5	33,5	34	34		19	10	10	280	280	33	33	115	115								7,2	Basili et al., 2013
3425337540	34,5	33,5	34	34		19	13	13	280	280	33	33	115	115								7,2	Basili et al., 2013
3425337540	34,5	33,5	34	34		19	15	15	280	280	33	33	115	115								7,2	Basili et al., 2013
3425337540	34,5	33,5	34	34		19	4	4	282	282	33	33	115	115								7,2	Basili et al., 2013
3425337540	34,5	33,5	34	34		19	7	7	282	282	33	33	115	115								7,2	Basili et al., 2013
3425337540	34,5	33,5	34	34		19	10	10	282	282	33	33	115	115								7,2	Basili et al., 2013
3425337540	34,5	33,5	34	34		19	13	13	282	282	33	33	115	115								7,2	Basili et al., 2013
3425337540	34,5	33,5	34	34		19	15	15	282	282	33	33	115	115								7,2	Basili et al., 2013
3425337540	34,5	33,5	34	34		19	18	18	282	282	33	33	115	115								7,2	Basili et al., 2013
3425337540	34,5	33,5	34	34		19	4	4	283	283	32	32	115	115								7,2	Basili et al., 2013
3425337540	34,5	33,5	34	34		19	7	7	283	283	32	32	115	115								7,2	Basili et al., 2013
3425337540	34,5	33,5	34	34		19	7	7	283	283	32	32	115	115								7,2	Basili et al., 2013
3425337540	34,5	33,5	34	34		19	10	10	283	283	32	32	115	115								7,2	Basili et al., 2013
3425337540	34,5	33,5	34	34		19	10	10	283	283	32	32	115	115								7,2	Basili et al., 2013
3425337540	34,5	33,5	34	34		19	13	13	283	283	32	32	115	115								7,2	Basili et al., 2013
3425337540	34,5	33,5	34	34		19	13	13	283	283	32	32	115	115								7,2	Basili et al., 2013
3425337540	34,5	33,5	34	34		19	15	15	283	283	32	32	115	115								7,2	Basili et al., 2013
3425337540	34,5	33,5	34	34		19	15	15	283	283	32	32	115	115								7,2	Basili et al., 2013
3425337540	34,5	33,5	34	34		19	4	4	284	284	32	32	115	115								7,2	Basili et al., 2013
3425337540	34,5	33,5	34	34		19	4	4	284	284	32	32	115	115								7,2	Basili et al., 2013
3425337540	34,5	33,5	34	34		19	7	7	284	284	32	32	115	115								7,2	Basili et al., 2013
3425337540	34,5	33,5	34	34		19	7	7	284	284	32	32	115	115								7,2	Basili et al., 2013
3425337540	34,5	33,5	34	34		19	10	10	284	284	32	32	115	115								7,2	Basili et al., 2013
3425337540	34,5	33,5	34	34		19	10	10	284	284	32	32	115	115								7,2	Basili et al., 2013
3425337540	34,5	33,5	34	34		19	13	13	284	284	32	32	115	115								7,2	Basili et al., 2013
3425337540	34,5	33,5	34	34		19	13	13	284	284	32	32	115	115								7,2	Basili et al., 2013
3425337540	34,5	33,5	34	34		19	15	15	284	284	32	32	115	115								7,2	Basili et al., 2013
3425337540	34,5	33,5	34	34		19	15	15	284	284	32	32	115	115								7,2	Basili et al., 2013
3425337540	34,5	33,5	34	34		19	18	18	284	284	32	32	115	115								7,2	Basili et al., 2013
3425337540	34,5	33,5	34	34			6	30	315	11	31	81	71	123								7,5	Sorensen et al., 2012
3425337540	34,5	33,5	34	34			6	30	355	155	57	85	316	100								7,5	Sorensen et al., 2012
3425342540	34,5	34	34	34,5			6	30	315	11	31	81	71	123								7,5	Sorensen et al., 2012
3425342540	34,5	34	34	34,5			6	30	355	155	57	85	316	100								7,5	Sorensen et al., 2012
3425352540	34,5	35	34	35,5			3	19	328	126	50	62	279	13								8	Sorensen et al., 2012
3425352540	34,5	35	34	35,5																		7,2	Compiled Historical Catalogue
3425357540	34,5	35,5	34	36	79	30	1	31	165	165	30	30	90	90								7,4	Salamon et al., 2007
3425357540	34,5	35,5	34	36			0	0	200	200	70	70	333	333								4,8	Salamon et al., 2003
3425357540	34,5	35,5	34	36			3	19	328	126	50	62	279	13								8	Sorensen et al., 2012
3425357540	34,5	35,5	34	36																		7,2	Compiled Historical Catalogue
3375227540	34	22,5	33,5	23			3	20	10	40	50	80	150	170								8,5	Sorensen et al., 2012
3375227540	34	22,5	23	33,5			1	1	219	219	34	34	93	93	36	36	56	56	88	88		6,3	EMMA
3375227540	34	22,5	33,5	23			23,4	23,4	219	219	34	34	93	93	36	36	57	57	88	88		6,3	ISC MT Catalogue
3375227540	34	22,5	33,5	23			10	10	219	219	34	34	93	93								6,3	Dziewonski et al., 1981
3375227540	34	22,5	23	33,5			20	20	230	230	45	45	109	109	24	24	48	48	72	72		6,3	EMMA
3375227540	34	22,5	23	33,5			39	39	230	230	45	45	109	109	24	24	48	48	72	72		6,3	EMMA
3375227540	34	22,5	33,5	23			39	39	230	230	45	45	109	109								6,3	Taymaz et al., 1990
3375227540	34	22,5	23	33,5			39	39	231	231	45	45	107	107	28	28	48	48	74	74		6,3	EMMA
3375227540	34	22,5	33,5	23			5	70	250	320	30	40	50	100								8,5	Sorensen et al., 2012
3375227540	34	22,5	23	33,5			15	15	271	271	41	41	141	141	33	33	66	66	56	56		6,3	EMMA
3375232540	34	23	33,5	23,5			3	20	10	40	50	80	150	170								8,5	Sorensen et al., 2012
3375232540	34	23	33,5	23,5			5	70	250	320	30	40	50	100								8,5	Sorensen et al., 2012
3375237540	34	23,5	33,5	24			3	20	10	40	50	80	150	170								8,5	Sorensen et al., 2012
3375237540	34	23,5	33,5	24			5	70	250	320	30	40	50	100								8,5	Sorensen et al., 2012
3375242540	34	24	33,5	24,5			3	20	10	40	50	80	150	170								8,5	Sorensen et al., 2012
3375242540	34	24	33,5	24,5			18	18	43	43	47	47	108	108	198	198	46	46	71	71		4,6	ISC MT Catalogue
3375242540	34	24	33,5	24,5			10	10	179	179	72	72	346	346								4,8	INGV RCMT Catalogue
3375242540	34	24	33,5	24,5			5	70	250	320	30	40	50	100								8,5	Sorensen et al., 2012
3375247540	34	24,5	33,5	25			3	20	10	40	50	80	150	170								8,5	Sorensen et al., 2012
3375247540	34	24,5	33,5	25			30,3	30,3	179	179	72	72	346	346	273	273	77	77	198	198		4,6	ISC MT Catalogue
3375247540	34	24,5	33,5	25			5	70	250	320	30	40	50	100								8,5	Sorensen et al., 2012
3375247540	34	24,5	33,5	25			26	26	262	262	88	88	9	9								4,6	Kalafat MT Catalogue
3375247540	34	24,5	33,5	25																		6,4	Compiled Historical Catalogue
3375252540	34	25	33,5	25,5			10	66	12	66	39	81	148	210								8,5	Sorensen et al., 2012
3375252540	34	25	33,5	25,5			14	14	90	90	43	43	62	62	306	306	53	53	114	114		5,3	ISC MT Catalogue

Table B.1. Compiled moment tensor database for each analysis bin in 0-40 km depth.

3375252540	34	25	33,5	25,5			10	66	248	122	36	80	333	327								8,5	Sorensen et al., 2012
3375252540	34	25	33,5	25,5			10	66	253	177	51	79	70	104								8,5	Sorensen et al., 2012
3375252540	34	25	33,5	25,5			10	66	341	37	43	69	256	302								8,5	Sorensen et al., 2012
3375252540	34	25	33,5	25,5			10	66	349	113	55	89	56	116								8,5	Sorensen et al., 2012
3375252540	34	25	33,5	25,5																		6,4	Compiled Historical Catalogue
3375257540	34	25,5	33,5	26			10	66	12	66	39	81	148	210								8,5	Sorensen et al., 2012
3375257540	34	25,5	33,5	26			23,4	23,4	138	138	80	80	178	178	228	228	88	88	10	10		5,1	ISC MT Catalogue
3375257540	34	25,5	33,5	26			23	23	228	228	88	88	10	10								5,1	Kalafat MT Catalogue
3375257540	34	25,5	33,5	26			10	10	242	242	78	78	9	9								4,9	INGV RCMT Catalogue
3375257540	34	25,5	33,5	26			10	66	248	122	36	80	333	327								8,5	Sorensen et al., 2012
3375257540	34	25,5	33,5	26			10	66	253	177	51	79	70	104								8,5	Sorensen et al., 2012
3375257540	34	25,5	33,5	26			30	30	254	254	89	89	355	355	345	345	85	85	181	181		4,3	ISC MT Catalogue
3375257540	34	25,5	33,5	26			12	12	295	295	32	32	108	108	94	94	60	60	79	79		6,4	ISC MT Catalogue
3375257540	34	25,5	33,5	26			33	33	296	296	37	37	111	111								5,1	INGV RCMT Catalogue
3375257540	34	25,5	33,5	26			10	66	341	37	43	69	256	302								8,5	Sorensen et al., 2012
3375257540	34	25,5	33,5	26			30	30	345	345	85	85	181	181								4,3	ETHZ Moment Tensor Catalogue
3375257540	34	25,5	33,5	26			10	66	349	113	55	89	56	116								8,5	Sorensen et al., 2012
3375262540	34	26	33,5	26,5			40	40	96	96	60	60	74	74								4,8	Kalafat MT Catalogue
3375267540	34	26,5	33,5	27			20,3	20,3	117	117	46	46	342	342	220	220	77	77	226	226		5,3	ISC MT Catalogue
3375277540	34	27,5	33,5	28			33	33	42	42	59	59	191	191								5,2	Constantinescu et al., 1966
3375277540	34	27,5	28	33,5			33	33	42	42	59	59	191	191	306	306	80	80	330	330		5,2	EMMA
3375322540	34	32	33,5	32,5			6	30	315	11	31	81	71	123								7,5	Sorensen et al., 2012
3375322540	34	32	33,5	32,5			6	30	355	155	57	85	316	100								7,5	Sorensen et al., 2012
3375327540	34	32,5	33,5	33			6	30	315	11	31	81	71	123								7,5	Sorensen et al., 2012
3375327540	34	32,5	33,5	33			6	30	355	155	57	85	316	100								7,5	Sorensen et al., 2012
3375332540	34	33	33,5	33,5			33	33	93	93	73	73	354	354								4,6	INGV RCMT Catalogue
3375332540	34	33	33,5	33,5			6	30	315	11	31	81	71	123								7,5	Sorensen et al., 2012
3375332540	34	33	33,5	33,5			6	30	355	155	57	85	316	100								7,5	Sorensen et al., 2012
3375352540	34	35	33,5	35,5			10	10	87	87	43	43	182	182								5,2	INGV RCMT Catalogue
3375352540	34	35	33,5	35,5			12	12	130	130	85	85	10	10								3,7	Hofstetter et al., 1996
3375352540	34	35	33,5	35,5			3	19	328	126	50	62	279	13								8	Sorensen et al., 2012
3375352540	34	35	33,5	35,5																		7,2	Compiled Historical Catalogue
3325297540	33,5	29,5	33	30			0	0	215	215	72	72	22	22								6,7	Constantinescu et al., 1966
3325342540	33,5	34	33	34,5			3	19	328	126	50	62	279	13								8	Sorensen et al., 2012
3325342540	33,5	34	33	34,5			3	19	328	126	50	62	279	13								8	Sorensen et al., 2012
3325347540	33,5	34,5	33	35			24	24	141	141	85	85	300	300								3,6	Hofstetter et al., 1996
3325347540	33,5	34,5	33	35			25	25	311	311	82	82	40	40								3,9	Hofstetter et al., 1996
3325352540	33,5	35	33	35,5			12,1	12,1	71	71	69	69	193	193	336	336	78	78	338	338		5,1	ISC MT Catalogue
3325352540	33,5	35	33	35,5			12	12	71	71	69	69	193	193								5,1	Kalafat MT Catalogue
3325352540	33,5	35	33	35,5			10	10	104	104	35	35	193	193								5,7	INGV RCMT Catalogue
3325352540	33,5	35	33	35,5			0	0	190	190	90	90	345	345								5	Salamon et al., 2003
3325352540	33,5	35	33	35,5			0	0	198	198	50	50	12	12								5,2	Salamon et al., 2003
3325352540	33,5	35	33	35,5																		7,6	Compiled Historical Catalogue
3325352540	33,5	35	33	35,5																		6,6	Compiled Historical Catalogue
3275242540	33	24	32,5	24,5			15	15	62	62	85	85	230	230								5,4	Kalafat MT Catalogue
3275242540	33	24	32,5	24,5			15	15	326	326	40	40	353	353	62	62	85	85	230	230		5,3	ISC MT Catalogue
3275242540	33	24	32,5	24,5			10	10	326	326	40	40	353	353								5,1	Dziewonski et al., 1981
3275297540	33	29,5	30	32,5			0	0	215	215	72	72	22	22	118	118	69	69	161	161		6,7	EMMA
3275342540	33	34	32,5	34,5			3	19	328	126	50	62	279	13								8	Sorensen et al., 2012
3275347540	33	34,5	32,5	35			3	19	328	126	50	62	279	13								8	Sorensen et al., 2012
3225297540	32,5	29,5	32	30			0	0	35	35	25	25	90	90								5,6	Salamon et al., 2003
3225297540	32,5	29,5	30	32			0	0	315	315	59	59	36	36	204	204	60	60	143	143		6,5	EMMA
3225297540	32,5	29,5	32	30			0	0	315	315	59	59	36	36								6,6	Canitez and Ucer, 1967
3225302540	32,5	30	30,5	32			0	0	152	152	65	65	51	51	34	34	45	45	143	143		6,4	EMMA
3225302540	32,5	30	30,5	32			0	0	213	213	55	55	133	133	335	335	53	53	46	46		6,4	EMMA
3225302540	32,5	30	30,5	32			0	0	215	215	72	72	22	22	118	118	69	69	161	161		6,4	EMMA
3225302540	32,5	30	30,5	32			0	0	216	216	66	66	152	152	318	318	65	65	27	27		6,4	EMMA
3225302540	32,5	30	30,5	32			0	0	333	333	54	54	39	39	217	217	59	59	137	137		6,4	EMMA
3225302540	32,5	30	30,5	32			0	0	333	333	54	54	39	39	217	217	59	59	137	137		6,6	EMMA
3225302540	32,5	30	30,5	32			0	0	333	333	52	52	39	39	216	216	60	60	135	135		6,4	EMMA
3225342540	32,5	34	32	34,5																		7	Compiled Historical Catalogue
3225347540	32,5	34,5	32	35			28	28	44	44	90	90	146	146								5,3	Kalafat MT Catalogue
3225347540	32,5	34,5	32	35			28	28	134	134	56	56	0	0	44	44	90	90	146	146		5,3	ISC MT Catalogue
3225347540	32,5	34,5	32	35																		7	Compiled Historical Catalogue
3175302540	32	30	31,5	30,5			10	10	307	307	7	7	250	250								5,1	Bernardi et al., 2004
3175342540	32	34	31,5	34,5																		7	Compiled Historical Catalogue
3175347540	32	34,5	31,5	35																		7	Compiled Historical Catalogue
3125272540	31,5	27	31	27,5			39	39	154	154	44	44	89	89	335	335	46	46	91	91		5,5	ISC MT Catalogue
3125277540	31,5	27,5	31	28			10	10	154	154	44	44	89	89								5,4	Dziewonski et al., 1981

APPENDIX C: COMPILED MOMENT TENSOR DATABASE FOR EACH ANALYSIS BIN IN 40-100 KM DEPTH

In this Appendix, the complied Moment Tensor Database (MTD) for events with 40 km < depth ≤ 100 km for each analysis bin in the study area is presented through pages 286 - 292. Please refer to Chapter 5 for details of the use of this MTD. Due to its large size, this Appendix has only been provided in the electronic version of this Thesis.

Table C.1. Compiled moment tensor database for each analysis bin in 40-100 km depth (pages 286 – 292).

Table C.1. Compiled moment tensor database for each analysis bin in 40-100 km depth.

Grid Reference	lat	lon	lat	lon	L	W	DEPTH	DEPTH	STRIKE1	STRIKE1	DIP1	DIP1	RAKE1	RAKE1	STRIKE1	STRIKE2	DIP2	DIP2	RAKE2	RAKE2	disp	MW	Reference
44753725100	45	37	44,5	37,5			46	46	72	72	34	34	98	98								5,73	Eva et al., 1988
44753725100	45	37	37,5	44,5			46	46	72	72	34	34	98	98	243	243	57	57	85	85		5,7	EMMA
44753725100	45	37	37,5	44,5			46	46	243	243	55	55	83	83	76	76	34	34	100	100		5,3	EMMA
44253825100	44,5	38	38,5	44			53	53	290	290	20	20	90	90	110	110	70	70	90	90		5,6	EMMA
43252475100	43,5	24,5	43	25			72	72	99	99	88	88	357	357								4,9	Kalafat MT Catalogue
37252275100	37,5	22,5	37	23			42	42	60	60	55	55	80	80								6,2	Kalafat MT Catalogue
37252275100	37,5	22,5	37	23			75	75	110	110	75	75	125	125	220	220	38	38	25	25			ISC MT Catalogue
37252275100	37,5	22,5	37	23			75	75	210	210	38	38	18	18	106	106	79	79	127	127		6,2	ISC MT Catalogue
37252375100	37,5	23,5	37	24			50	50	308	308	74	74	305	305								4,6	Kalafat MT Catalogue
37252375100	37,5	23,5	37	24																		7	Papaioannou and Papazachos, 2000
37252425100	37,5	24	37	24,5			42	42	333	333	36	36	62	62								5,03	Bernardi et al., 2004
37252425100	37,5	24	37	24,5																		7	Papaioannou and Papazachos, 2000
36752225100	37	22	36,5	22,5			5	70	250	320	30	40	50	100								8,5	Sorensen et al., 2012
36752225100	37	22	36,5	22,5	130	86	5	91	314	314	35	35	90	90							17,5	8,4	Lorito et al., 2008
36752275100	37	22,5	36,5	23			68	68	218	218	45	45	20	20								6	Shaw and Jackson, 2010
36752275100	37	22,5	36,5	23			92,4	92,4	222	222	41	41	20	20	117	117	77	77	130	130		6,2	ISC MT Catalogue
36752275100	37	22,5	36,5	23			5	70	250	320	30	40	50	100								8,5	Sorensen et al., 2012
36752275100	37	22,5	36,5	23																		7,5	Papaioannou and Papazachos, 2000
36752425100	37	24	36,5	24,5			84	84	172	172	85	85	353	353	262	262	84	84	185	185		5,9	ISC MT Catalogue
36752425100	37	24	36,5	24,5			97	97	258	258	80	80	177	177								5,63	INGV RCMT Catalogue
36752425100	37	24	36,5	24,5																		7	Papaioannou and Papazachos, 2000
36752575100	37	25,5	36,5	26	81	41	45	45	39	39	25	25	246	246							2,46	7,8	Okal et al., 2009
36752575100	37	25,5	36,5	26																		7	Papaioannou and Papazachos, 2000
36752675100	37	26,5	36,5	27			10	66	12	66	39	81	148	210								8,5	Sorensen et al., 2012
36752675100	37	26,5	36,5	27			78	78	82	82	82	82	141	141								5,7	Kalafat MT Catalogue
36752675100	37	26,5	36,5	27			10	66	248	122	36	80	333	327								8,5	Sorensen et al., 2012
36752675100	37	26,5	36,5	27			10	66	253	177	51	79	70	104								8,5	Sorensen et al., 2012
36752675100	37	26,5	36,5	27			10	66	341	37	43	69	256	302								8,5	Sorensen et al., 2012
36752675100	37	26,5	36,5	27			10	66	349	113	55	89	56	116								8,5	Sorensen et al., 2012
36752675100	37	26,5	36,5	27																		6,2	Papaioannou and Papazachos, 2000
36752725100	37	27	36,5	27,5			10	66	12	66	39	81	148	210								8,5	Sorensen et al., 2012
36752725100	37	27	36,5	27,5			10	66	248	122	36	80	333	327								8,5	Sorensen et al., 2012
36752725100	37	27	36,5	27,5			10	66	253	177	51	79	70	104								8,5	Sorensen et al., 2012
36752725100	37	27	36,5	27,5			10	66	341	37	43	69	256	302								8,5	Sorensen et al., 2012
36752725100	37	27	36,5	27,5			10	66	349	113	55	89	56	116								8,5	Sorensen et al., 2012
36752725100	37	27	36,5	27,5																		7	Papaioannou and Papazachos, 2000
36752775100	37	27,5	36,5	28			10	66	12	66	39	81	148	210								8,5	Sorensen et al., 2012
36752775100	37	27,5	36,5	28			66	66	86	86	84	84	22	22	353	353	69	69	173	173		4,6	ISC MT Catalogue
36752775100	37	27,5	36,5	28			57	57	193	193	65	65	162	162								4,32	ETHZ Moment Tensor Catalogue
36752775100	37	27,5	36,5	28			10	66	248	122	36	80	333	327								8,5	Sorensen et al., 2012
36752775100	37	27,5	36,5	28			10	66	253	177	51	79	70	104								8,5	Sorensen et al., 2012
36752775100	37	27,5	36,5	28			10	66	341	37	43	69	256	302								8,5	Sorensen et al., 2012
36752775100	37	27,5	36,5	28			77	77	345	345	62	62	172	172								4,66	INGV RCMT Catalogue
36752775100	37	27,5	36,5	28			10	66	349	113	55	89	56	116								8,5	Sorensen et al., 2012
36752775100	37	27,5	36,5	28																		7,5	Papaioannou and Papazachos, 2000
36752775100	37	27,5	36,5	28																		7,2	Koravos et al., 2003
36752825100	37	28	36,5	28,5			10	66	12	66	39	81	148	210								8,5	Sorensen et al., 2012
36752825100	37	28	28,5	36,5			49	49	59	59	62	62	67	67	281	281	35	35	126	126		6,2	EMMA
36752825100	37	28	28,5	36,5			49	49	60	60	59	59	73	73	270	270	35	35	116	116		6,2	EMMA
36752825100	37	28	36,5	28,5			85	85	68	68	68	68	66	66								5,3	Kalafat MT Catalogue
36752825100	37	28	36,5	28,5			72	72	89	89	62	62	90	90								6,27	McKenzie, 1978
36752825100	37	28	28,5	36,5			72	72	89	89	62	62	90	90	269	269	28	28	90	90		6,2	EMMA
36752825100	37	28	28,5	36,5			49	49	89	89	62	62	90	90	269	269	28	28	90	90		6,2	EMMA
36752825100	37	28	36,5	28,5			72	72	93	93	84	84	239	239								4,2	Kalafat MT Catalogue
36752825100	37	28	28,5	36,5			80	80	221	221	19	19	132	132	357	357	76	76	77	77		5,4	EMMA
36752825100	37	28	28,5	36,5			49	49	248	248	25	25	85	85	73	73	65	65	92	92		6,2	EMMA
36752825100	37	28	36,5	28,5			10	66	248	122	36	80	333	327								8,5	Sorensen et al., 2012
36752825100	37	28	36,5	28,5			10	66	253	177	51	79	70	104								8,5	Sorensen et al., 2012
36752825100	37	28	36,5	28,5			70	70	269	269	28	28	90	90								6,2	Kalafat MT Catalogue
36752825100	37	28	36,5	28,5			88	88	316	316	54	54	137	137								5,03	Dziewonski et al., 1981
36752825100	37	28	28,5	36,5			60	60	316	316	54	54	137	137	75	75	57	57	45	45		5,3	EMMA
36752825100	37	28	36,5	28,5			10	66	341	37	43	69	256	302								8,5	Sorensen et al., 2012
36752825100	37	28	36,5	28,5			10	66	349	113	55	89	56	116								8,5	Sorensen et al., 2012
36752825100	37	28	36,5	28,5																		7,5	Papaioannou and Papazachos, 2000
36752875100	37	28,5	36,5	29			10	66	248	122	36	80	333	327								8,5	Sorensen et al., 2012
36752875100	37	28,5	36,5	29			10	66	248	122	36	80	333	327								8,5	Sorensen et al., 2012
36752875100	37	28,5	36,5	29			10	66	253	177	51	79	70	104								8,5	Sorensen et al., 2012
36752875100	37	28,5	29	36,5			49	49	269	269	28	28	90	90	89	89	62	62	90	90		6,5	EMMA
36752875100	37	28,5	29	36,5			70	70	270	270	35	35	115	115	60	60	59	59	74	74		6,3	EMMA
36752875100	37	28,5	36,5	29			10	66	341	37	43	69	256	302								8,5	Sorensen et al., 2012
36752875100	37	28,5	36,5	29			10	66	349	113	55	89	56	116								8,5	Sorensen et al., 2012

Table C.1. Compiled moment tensor database for each analysis bin in 40-100 km depth.

36753075100	37	30,5	36,5	31			70	70	178	178	30	30	4	4								5,43	Dziewonski et al., 1981
36753075100	37	30,5	31	36,5			63	63	178	178	30	30	4	4	85	85	88	88	120	120		5,6	EMMA
36753075100	37	30,5	36,5	31			70	70	178	178	30	30	4	4	84	84	88	88	120	120		5,6	ISC MT Catalogue
36753075100	37	30,5	36,5	31			90	90	289	289	69	69	172	172								5	Kalafat MT Catalogue
36753125100	37	31	36,5	31,5			96	96	46	46	89	89	114	114								4,5	Kalafat MT Catalogue
36753175100	37	31,5	36,5	32			86	86	92	92	76	76	196	196								5,3	Kalafat MT Catalogue
36252225100	36,5	22	36	22,5			5	70	250	320	30	40	50	100								8,5	Sorensen et al., 2012
36252225100	36,5	22	36	22,5			5	70	250	320	30	40	50	100								8,5	Sorensen et al., 2012
36252225100	36,5	22	36	22,5			40,3	40,3	260	260	53	53	36	36	147	147	62	62	137	137		5,5	ISC MT Catalogue
36252225100	36,5	22	36	22,5			44,2	44,2	298	298	20	20	89	89	119	119	70	70	90	90		6,4	ISC MT Catalogue
36252225100	36,5	22	36	22,5	130	86	5	91	314	314	35	35	90	90							17,5	8,4	Lorito et al., 2008
36252275100	36,5	22,5	36	23			51	51	81	81	82	82	164	164	173	173	74	74	8	8		4,7	ISC MT Catalogue
36252275100	36,5	22,5	36	23			65	65	174	174	78	78	4	4								4,66	INGV RCMT Catalogue
36252275100	36,5	22,5	36	23			73	73	182	182	55	55	29	29	75	75	66	66	142	142		5,1	ISC MT Catalogue
36252275100	36,5	22,5	36	23			46,9	46,9	189	189	69	69	8	8	96	96	82	82	159	159		4,8	ISC MT Catalogue
36252275100	36,5	22,5	36	23			5	70	250	320	30	40	50	100								8,5	Sorensen et al., 2012
36252275100	36,5	22,5	36	23	130	86	5	91	314	314	35	35	90	90							17,5	8,4	Lorito et al., 2008
36252275100	36,5	22,5	36	23																		7,5	Papaioannou and Papazachos, 2000
36252325100	36,5	23	36	23,5			66	66	65	65	55	55	110	110	213	213	40	40	64	64			ISC MT Catalogue
36252325100	36,5	23	36	23,5			66	66	193	193	43	43	59	59	52	52	54	54	115	115		6,7	ISC MT Catalogue
36252325100	36,5	23	36	23,5			66	66	193	193	43	43	59	59	52	52	54	54	115	115		6,7	ISC MT Catalogue
36252325100	36,5	23	36	23,5			60	60	195	195	42	42	53	53								6,5	Shaw and Jackson, 2010
36252325100	36,5	23	36	23,5			5	70	250	320	30	40	50	100								8,5	Sorensen et al., 2012
36252325100	36,5	23	36	23,5																		7,5	Papaioannou and Papazachos, 2000
36252425100	36,5	24	36	24,5			100	100	350	350	89	89	9	9								5,9	Kalafat MT Catalogue
36252425100	36,5	24	36	24,5																		7,8	Papaioannou and Papazachos, 2000
36252625100	36,5	26	36	26,5			90	90	234	234	81	81	333	333	328	328	64	64	191	191		4,3	ISC MT Catalogue
36252625100	36,5	26	36	26,5			90	90	328	328	64	64	191	191								4,38	ETHZ Moment Tensor Catalogue
36252625100	36,5	26	36	26,5			99	99	355	355	14	14	108	108								5,3	Kalafat MT Catalogue
36252625100	36,5	26	36	26,5																		7	Papaioannou and Papazachos, 2000
36252725100	36,5	27	36	27,5			10	66	12	66	39	81	148	210								8,5	Sorensen et al., 2012
36252725100	36,5	27	27,5	36			80	80	111	111	79	79	17	17	17	17	73	73	168	168		5,4	EMMA
36252725100	36,5	27	36	27,5			56	56	235	235	67	67	24	24								4,56	INGV RCMT Catalogue
36252725100	36,5	27	36	27,5			10	66	248	122	36	80	333	327								8,5	Sorensen et al., 2012
36252725100	36,5	27	36	27,5			10	66	253	177	51	79	70	104								8,5	Sorensen et al., 2012
36252725100	36,5	27	36	27,5			10	66	341	37	43	69	256	302								8,5	Sorensen et al., 2012
36252725100	36,5	27	36	27,5			10	66	349	113	55	89	56	116								8,5	Sorensen et al., 2012
36252725100	36,5	27	36	27,5			73	73	350	350	30	30	142	142								5,57	Bohnhoff et al., 2005
36252725100	36,5	27	36	27,5			73	73	350	350	30	30	142	142								5,57	Bohnhoff et al., 2005
36252725100	36,5	27	27,5	36			73	73	351	351	34	34	168	168	91	91	83	83	56	56		6	EMMA
36252725100	36,5	27	36	27,5																		7,5	Papaioannou and Papazachos, 2000
36252775100	36,5	27,5	28	36			85	85	8	8	90	90	350	350	100	100	80	80	180	180		5,6	EMMA
36252775100	36,5	27,5	36	28			10	66	12	66	39	81	148	210								8,5	Sorensen et al., 2012
36252775100	36,5	27,5	36	28			66	66	57	57	90	90	329	329								4,8	Kalafat MT Catalogue
36252775100	36,5	27,5	36	28			41,6	41,6	77	77	68	68	9	9	344	344	82	82	158	158		5,2	ISC MT Catalogue
36252775100	36,5	27,5	36	28			45	45	96	96	59	59	40	40	342	342	56	56	142	142		4,2	ISC MT Catalogue
36252775100	36,5	27,5	28	36			85	85	103	103	46	46	24	24	356	356	73	73	133	133		5,4	EMMA
36252775100	36,5	27,5	36	28			85	85	103	103	46	46	24	24	356	356	73	73	133	133		5,4	ISC MT Catalogue
36252775100	36,5	27,5	36	28			85	85	103	103	46	46	24	24								5,63	Dziewonski et al., 1981
36252775100	36,5	27,5	36	28			89	89	118	118	84	84	38	38								5,44	McKenzie, 1978
36252775100	36,5	27,5	28	36			89	89	118	118	84	84	38	38	24	24	52	52	173	173		5,4	EMMA
36252775100	36,5	27,5	36	28			70	70	205	205	64	64	66	66									Jost et al., 2002
36252775100	36,5	27,5	36	28			70	70	205	205	64	64	66	66									Jost et al., 2002
36252775100	36,5	27,5	28	36			56	56	208	208	90	90	5	5	118	118	85	85	180	180		4,6	EMMA
36252775100	36,5	27,5	36	28			89	89	246	246	21	21	349	349								5,44	Bohnhoff et al., 2005
36252775100	36,5	27,5	36	28			89	89	246	246	21	21	349	349								5,44	Bohnhoff et al., 2005
36252775100	36,5	27,5	36	28			10	66	248	122	36	80	333	327								8,5	Sorensen et al., 2012
36252775100	36,5	27,5	36	28			10	66	253	177	51	79	70	104								8,5	Sorensen et al., 2012
36252775100	36,5	27,5	36	28			10	66	341	37	43	69	256	302								8,5	Sorensen et al., 2012
36252775100	36,5	27,5	36	28			67	67	342	342	70	70	161	161								4,56	INGV RCMT Catalogue
36252775100	36,5	27,5	36	28			54,2	54,2	342	342	70	70	161	161	79	79	72	72	21	21		4,2	ISC MT Catalogue
36252775100	36,5	27,5	36	28			70	70	343	343	54	54	174	174								5,3	Benetatos et al., 2004
36252775100	36,5	27,5	36	28			70,9	70,9	345	345	62	62	172	172	79	79	83	83	28	28		4,5	ISC MT Catalogue
36252775100	36,5	27,5	36	28			10	66	349	113	55	89	56	116								8,5	Sorensen et al., 2012
36252775100	36,5	27,5	36	28																		7,5	Papaioannou and Papazachos, 2000
36252825100	36,5	28	36	28,5			72	72	10	10	34	34	244	244								5,13	Dziewonski et al., 1981
36252825100	36,5	28	36	28,5			67	67	11	11	26	26	303	303								4,75	INGV RCMT Catalogue
36252825100	36,5	28	36	28,5			75	75	12	12	30	30	176	176								5,23	Dziewonski et al., 1981
36252825100	36,5	28	36	28,5			10	66	12	66	39	81	148	210								8,5	Sorensen et al., 2012
36252825100	36,5	28	36	28,5			60	60	75	75	56	56	44	44								5,3	Kalafat MT Catalogue
36252825100	36,5	28	36	28,5			63	63	117	117	40	40	85	85								4,58	ETHZ Moment Tensor Catalogue
36252825100	36,5	28	36	28,5			70	70	205	205	64	64	66	66									Jost et al., 2002

Table C.1. Compiled moment tensor database for each analysis bin in 40-100 km depth.

36252825100	36,5	28	36	28,5			70	70	205	205	64	64	66	66								Jost et al., 2002
36252825100	36,5	28	36	28,5			76	76	238	238	68	68	52	52							4,4	Kalafat MT Catalogue
36252825100	36,5	28	36	28,5			10	66	248	122	36	80	333	327							8,5	Sorensen et al., 2012
36252825100	36,5	28	36	28,5			10	66	253	177	51	79	70	104							8,5	Sorensen et al., 2012
36252825100	36,5	28	36	28,5			63	63	304	304	50	50	94	94	117	117	40	40	85	85	4,6	ISC MT Catalogue
36252825100	36,5	28	36	28,5			60	60	312	312	78	78	89	89							4,2	Kalafat MT Catalogue
36252825100	36,5	28	36	28,5			59,5	59,5	316	316	54	54	137	137	75	75	56	56	44	44	5,3	ISC MT Catalogue
36252825100	36,5	28	36	28,5			10	66	341	37	43	69	256	302							8,5	Sorensen et al., 2012
36252825100	36,5	28	36	28,5			10	66	349	113	55	89	56	116							8,5	Sorensen et al., 2012
36252825100	36,5	28	36	28,5																	7,5	Papaioannou and Papazachos, 2000
36252875100	36,5	28,5	36	29			10	66	12	66	39	81	148	210							8,5	Sorensen et al., 2012
36252875100	36,5	28,5	29	36			53	53	51	51	89	89	25	25	320	320	65	65	179	179	7	EMMA
36252875100	36,5	28,5	29	36			53	53	58	58	85	85	31	31	325	325	59	59	175	175	7	EMMA
36252875100	36,5	28,5	36	29			80	80	58	58	85	85	19	19							6,7	Kalafat MT Catalogue
36252875100	36,5	28,5	29	36			53	53	63	63	89	89	16	16	332	332	74	74	179	179	7	EMMA
36252875100	36,5	28,5	29	36			72	72	205	205	64	64	66	66	71	71	35	35	130	130	5,1	EMMA
36252875100	36,5	28,5	29	36			53	53	212	212	86	86	328	328	304	304	58	58	185	185	7	EMMA
36252875100	36,5	28,5	29	36			53	53	217	217	80	80	319	319	315	315	50	50	193	193	7	EMMA
36252875100	36,5	28,5	36	29			10	66	248	122	36	80	333	327							8,5	Sorensen et al., 2012
36252875100	36,5	28,5	36	29			10	66	253	177	51	79	70	104							8,5	Sorensen et al., 2012
36252875100	36,5	28,5	29	36			53	53	333	333	74	74	179	179	63	63	89	89	16	16	7	EMMA
36252875100	36,5	28,5	36	29			10	66	341	37	43	69	256	302							8,5	Sorensen et al., 2012
36252875100	36,5	28,5	29	36			50	50	346	346	76	76	152	152	83	83	63	63	16	16	6,8	EMMA
36252875100	36,5	28,5	36	29			80	80	346	346	76	76	152	152							6,5	Kalafat MT Catalogue
36252875100	36,5	28,5	36	29			10	66	349	113	55	89	56	116							8,5	Sorensen et al., 2012
36253075100	36,5	30,5	36	31			61	61	103	103	33	33	297	297							6	Kalafat MT Catalogue
36253075100	36,5	30,5	31	36			56	56	283	283	33	33	116	116	72	72	60	60	74	74	5,3	EMMA
36253125100	36,5	31	36	31,5			77	77	28	28	52	52	12	12							4,8	Kalafat MT Catalogue
36253125100	36,5	31	36	31,5			98	98	48	48	27	27	227	227							5,94	Dziewonski et al., 1981
36253125100	36,5	31	36	31,5			79	79	67	67	23	23	211	211							5,33	Dziewonski et al., 1981
36253125100	36,5	31	36	31,5			66	66	70	70	79	79	356	356							4,66	INGV RCMT Catalogue
36253125100	36,5	31	36	31,5			63	63	84	84	88	88	120	120							5,7	Kalafat MT Catalogue
36253125100	36,5	31	31,5	36			67	67	120	120	90	90	180	180	30	30	90	90	0	0	5,7	EMMA
36253125100	36,5	31	36	31,5			67	67	132	132	64	64	155	155	234	234	67	67	29	29	5,6	ISC MT Catalogue
36253125100	36,5	31	36	31,5			67	67	132	132	64	64	155	155							5,73	Dziewonski et al., 1981
36253125100	36,5	31	36	31,5			79	79	150	150	75	75	90	90							5,7	Pilidou et al., 2004
36253125100	36,5	31	36	31,5			80	80	236	236	70	70	9	9							4,9	Kalafat MT Catalogue
36253125100	36,5	31	31,5	36			67	67	310	310	90	90	2	2	220	220	88	88	180	180	5,6	EMMA
36253175100	36,5	31,5	36	32			73	73	24	24	85	85	358	358							4,5	Kalafat MT Catalogue
36253175100	36,5	31,5	36	32			98	98	48	48	27	27	227	227	274	274	71	71	289	289	5,9	ISC MT Catalogue
36253175100	36,5	31,5	36	32			79	79	67	67	23	23	211	211	308	308	79	79	290	290	5,7	ISC MT Catalogue
36253175100	36,5	31,5	32	36			98	98	76	76	12	12	270	270	256	256	78	78	270	270	5,9	EMMA
36253175100	36,5	31,5	32	36			79	79	140	140	80	80	270	270	320	320	10	10	270	270	5,3	EMMA
36253175100	36,5	31,5	32	36			79	79	150	150	75	75	90	90	330	330	15	15	90	90	5,7	EMMA
36253175100	36,5	31,5	32	36			98	98	264	264	78	78	269	269	89	89	12	12	275	275	5,9	EMMA
36752225100	36	22	35,5	22,5			53,5	53,5	93	93	68	68	173	173	186	186	83	83	22	22	5,4	ISC MT Catalogue
36752225100	36	22	35,5	22,5			54	54	194	194	53	53	28	28							5,9	G.Parke, 2001
36752225100	36	22	35,5	22,5			70	70	196	196	50	50	16	16							5,94	Dziewonski et al., 1981
36752225100	36	22	35,5	22,5	130	86	5	91	314	314	35	35	90	90						17,5	8,4	Lorito et al., 2008
36752275100	36	22,5	35,5	23			92	92	51	51	51	51	121	121							5,2	Kalafat MT Catalogue
36752275100	36	22,5	35,5	23			54	54	125	125	58	58	87	87	310	310	32	32	95	95	4,7	ISC MT Catalogue
36752275100	36	22,5	35,5	23			48	48	183	183	55	55	30	30							5,11	Dziewonski et al., 1981
36752275100	36	22,5	35,5	23			92,1	92,1	187	187	48	48	58	58	51	51	51	51	121	121	5,2	ISC MT Catalogue
36752275100	36	22,5	35,5	23			70,4	70,4	196	196	50	50	16	16	96	96	78	78	139	139	5,9	ISC MT Catalogue
36752275100	36	22,5	35,5	23			5	70	250	320	30	40	50	100							8,5	Sorensen et al., 2012
36752275100	36	22,5	35,5	23			51	51	284	284	29	29	76	76							4,56	INGV RCMT Catalogue
36752275100	36	22,5	35,5	23			55	55	310	310	31	31	97	97	122	122	59	59	86	86	4,7	ISC MT Catalogue
36752275100	36	22,5	35,5	23	130	86	5	91	314	314	35	35	90	90						17,5	8,4	Lorito et al., 2008
36752325100	36	23	35,5	23,5			51	51	48	48	51	51	109	109	199	199	43	43	68	68	5,3	ISC MT Catalogue
36752325100	36	23	35,5	23,5			64	64	66	66	55	55	119	119							6,8	Kalafat MT Catalogue
36752325100	36	23	35,5	23,5			74	74	181	181	49	49	59	59							5,43	INGV RCMT Catalogue
36752325100	36	23	35,5	23,5			85,8	85,8	181	181	49	49	59	59	44	44	50	50	121	121	5,2	ISC MT Catalogue
36752325100	36	23	35,5	23,5			74,4	74,4	192	192	34	34	63	63	43	43	60	60	107	107	5,2	ISC MT Catalogue
36752325100	36	23	35,5	23,5			64	64	201	201	44	44	55	55	66	66	55	55	119	119	6,7	ISC MT Catalogue
36752325100	36	23	35,5	23,5			5	70	250	320	30	40	50	100							8,5	Sorensen et al., 2012
36752325100	36	23	35,5	23,5	130	86	5	91	314	314	35	35	90	90						17,5	8,4	Lorito et al., 2008
36752325100	36	23	35,5	23,5																	7,5	Papaioannou and Papazachos, 2000
36752375100	36	23,5	24	35,5			50	50	214	214	50	50	259	259	50	50	42	42	282	282	5,2	EMMA
36752375100	36	23,5	35,5	24			5	70	250	320	30	40	50	100							8,5	Sorensen et al., 2012
36752375100	36	23,5	35,5	24	130	86	5	91	314	314	35	35	90	90						17,5	8,4	Lorito et al., 2008
36752375100	36	23,5	35,5	24																	7,8	Papaioannou and Papazachos, 2000
36752475100	36	24,5	35,5	25			75	75	64	64	77	77	163	163							6,7	G.Parke, 2001

Table C.1. Compiled moment tensor database for each analysis bin in 40-100 km depth.

35752475100	36	24,5	35,5	25			77	77	177	177	63	63	22	22								6,05	Dziewonski et al., 1981
35752525100	36	25	35,5	25,5			100	100	238	238	29	29	33	33								5,29	Bernardi et al., 2004
35752525100	36	25	25,5	35,5			80	80	270	270	69	69	112	112	42	42	30	30	46	46		6,7	EMMA
35752525100	36	25	35,5	25,5			80	80	270	270	69	69	112	112								6,7	Udias et al., 1989
35752525100	36	25	35,5	25,5																		7,8	Papaioannou and Papazachos, 2000
35752575100	36	25,5	35,5	26			54	54	175	175	65	65	70	70	35	35	31	31	126	126		4,8	ISC MT Catalogue
35752575100	36	25,5	35,5	26																		7,8	Papaioannou and Papazachos, 2000
35752625100	36	26	35,5	26,5			87	87	93	93	20	20	266	266								5,03	INGV RCMT Catalogue
35752625100	36	26	35,5	26,5			72	72	274	274	64	64	269	269	96	96	26	26	272	272		5,2	ISC MT Catalogue
35752625100	36	26	35,5	26,5																		7,8	Papaioannou and Papazachos, 2000
35752675100	36	26,5	35,5	27			90,3	90,3	3	3	32	32	182	182	271	271	89	89	302	302		6,1	ISC MT Catalogue
35752675100	36	26,5	35,5	27			93	93	9	9	36	36	184	184								6,1	Benetatos et al., 2004
35752675100	36	26,5	35,5	27			10	66	12	66	39	81	148	210								8,5	Sorensen et al., 2012
35752675100	36	26,5	35,5	27			88	88	18	18	35	35	197	197								6,38	INGV RCMT Catalogue
35752675100	36	26,5	35,5	27			95,2	95,2	18	18	35	35	197	197	274	274	80	80	304	304		6,2	ISC MT Catalogue
35752675100	36	26,5	35,5	27			88	88	90	90	85	85	60	60	351	351	30	30	170	170			ISC MT Catalogue
35752675100	36	26,5	35,5	27			60	60	100	100	61	61	115	115								7,3	Ebeling et al., 2012
35752675100	36	26,5	35,5	27			10	66	248	122	36	80	333	327								8,5	Sorensen et al., 2012
35752675100	36	26,5	35,5	27			10	66	253	177	51	79	70	104								8,5	Sorensen et al., 2012
35752675100	36	26,5	35,5	27			81	81	270	270	88	88	315	315	2	2	45	45	182	182		6,2	ISC MT Catalogue
35752675100	36	26,5	35,5	27			90	90	271	271	89	89	302	302								6,2	Kalafat MT Catalogue
35752675100	36	26,5	35,5	27			10	66	341	37	43	69	256	302								8,5	Sorensen et al., 2012
35752675100	36	26,5	35,5	27			10	66	349	113	55	89	56	116								8,5	Sorensen et al., 2012
35752675100	36	26,5	35,5	27			88	88	355	355	30	30	171	171	93	93	86	86	60	60		6,2	ISC MT Catalogue
35752675100	36	26,5	35,5	27																		7,5	Papaioannou and Papazachos, 2000
35752725100	36	27	35,5	27,5			10	66	12	66	39	81	148	210								8,5	Sorensen et al., 2012
35752725100	36	27	35,5	27,5			93	93	53	53	19	19	231	231								5,33	Dziewonski et al., 1981
35752725100	36	27	27,5	35,5			94	94	53	53	19	19	231	231	274	274	75	75	282	282		5,3	EMMA
35752725100	36	27	35,5	27,5			93	93	53	53	19	19	231	231	273	273	75	75	282	282		5,3	ISC MT Catalogue
35752725100	36	27	35,5	27,5			68	68	64	64	31	31	254	254								5,3	Benetatos et al., 2004
35752725100	36	27	35,5	27,5			60	60	100	100	61	61	115	115								7,3	Ebeling et al., 2012
35752725100	36	27	35,5	27,5			75	75	146	146	46	46	110	110								5,14	Bernardi et al., 2004
35752725100	36	27	35,5	27,5			10	66	248	122	36	80	333	327								8,5	Sorensen et al., 2012
35752725100	36	27	35,5	27,5			10	66	253	177	51	79	70	104								8,5	Sorensen et al., 2012
35752725100	36	27	35,5	27,5			57	57	259	259	53	53	181	181								5,3	Kalafat MT Catalogue
35752725100	36	27	35,5	27,5			94	94	323	323	19	19	65	65								5	Kalafat MT Catalogue
35752725100	36	27	35,5	27,5			10	66	341	37	43	69	256	302								8,5	Sorensen et al., 2012
35752725100	36	27	35,5	27,5			10	66	349	113	55	89	56	116								8,5	Sorensen et al., 2012
35752725100	36	27	35,5	27,5																		7,5	Papaioannou and Papazachos, 2000
35752775100	36	27,5	35,5	28			52	52	3	3	59	59	173	173	97	97	84	84	31	31		6,3	ISC MT Catalogue
35752775100	36	27,5	35,5	28			52	52	5	5	65	65	175	175	97	97	85	85	25	25			ISC MT Catalogue
35752775100	36	27,5	35,5	28			42	42	5	5	82	82	315	315								4,5	Kalafat MT Catalogue
35752775100	36	27,5	35,5	28			10	66	12	66	39	81	148	210								8,5	Sorensen et al., 2012
35752775100	36	27,5	35,5	28			60	60	100	100	61	61	115	115								7,3	Ebeling et al., 2012
35752775100	36	27,5	28	35,5			81	81	166	166	38	38	42	42	40	40	68	68	120	120		5,8	EMMA
35752775100	36	27,5	35,5	28			70	70	205	205	64	64	66	66									Jost et al., 2002
35752775100	36	27,5	35,5	28			10	66	248	122	36	80	333	327								8,5	Sorensen et al., 2012
35752775100	36	27,5	35,5	28			10	66	253	177	51	79	70	104								8,5	Sorensen et al., 2012
35752775100	36	27,5	35,5	28			94	94	273	273	75	75	282	282								5,3	Kalafat MT Catalogue
35752775100	36	27,5	35,5	28			10	66	341	37	43	69	256	302								8,5	Sorensen et al., 2012
35752775100	36	27,5	35,5	28			10	66	349	113	55	89	56	116								8,5	Sorensen et al., 2012
35752775100	36	27,5	35,5	28			46	46	355	355	87	87	333	333								6,3	Kalafat MT Catalogue
35752775100	36	27,5	35,5	28			42,2	42,2	357	357	55	55	191	191	261	261	81	81	324	324		6,4	ISC MT Catalogue
35752775100	36	27,5	35,5	28			48	48	359	359	65	65	175	175								6,2	Shaw and Jackson, 2010
35752775100	36	27,5	35,5	28			41,5	41,5	360	360	63	63	191	191	265	265	80	80	333	333		4,9	ISC MT Catalogue
35752775100	36	27,5	35,5	28																		7,5	Papaioannou and Papazachos, 2000
35752825100	36	28	35,5	28,5			53,7	53,7	10	10	33	33	244	244	220	220	60	60	286	286		5,1	ISC MT Catalogue
35752825100	36	28	35,5	28,5			10	66	12	66	39	81	148	210								8,5	Sorensen et al., 2012
35752825100	36	28	35,5	28,5			45	45	76	76	89	89	10	10	346	346	80	80	179	179		5,8	ISC MT Catalogue
35752825100	36	28	35,5	28,5			68	68	78	78	61	61	336	336								4,56	INGV RCMT Catalogue
35752825100	36	28	35,5	28,5			70	70	205	205	64	64	66	66									Jost et al., 2002
35752825100	36	28	35,5	28,5			54	54	220	220	60	60	286	286								5,2	Kalafat MT Catalogue
35752825100	36	28	35,5	28,5			10	66	248	122	36	80	333	327								8,5	Sorensen et al., 2012
35752825100	36	28	35,5	28,5			10	66	253	177	51	79	70	104								8,5	Sorensen et al., 2012
35752825100	36	28	35,5	28,5			59	59	281	281	40	40	34	34								4,3	Kalafat MT Catalogue
35752825100	36	28	35,5	28,5			10	66	341	37	43	69	256	302								8,5	Sorensen et al., 2012
35752825100	36	28	35,5	28,5			43	43	345	345	79	79	177	177								5,6	Shaw and Jackson, 2010
35752825100	36	28	35,5	28,5			50	50	348	348	67	67	181	181								5,73	INGV RCMT Catalogue
35752825100	36	28	35,5	28,5			10	66	349	113	55	89	56	116								8,5	Sorensen et al., 2012
35752875100	36	28,5	35,5	29	190	90	7,5	97,5	235	300	20	20	90	90								8,4	Mitsoudis et al., 2012
35752925100	36	29	35,5	29,5	190	90	7,5	97,5	235	300	20	20	90	90								8,4	Mitsoudis et al., 2012
35752975100	36	29,5	35,5	30			42	42	167	167	75	75	308	308								4,8	Kalafat MT Catalogue

Table C.1. Compiled moment tensor database for each analysis bin in 40-100 km depth.

35752975100	36	29,5	35,5	30			51	51	207	207	75	75	8	8								5,03	INGV RCMT Catalogue
35753075100	36	30,5	35,5	31			61	61	21	21	45	45	213	213								4,56	INGV RCMT Catalogue
35753075100	36	30,5	35,5	31			52	52	241	241	74	74	259	259								5,3	Kalafat MT Catalogue
35753075100	36	30,5	35,5	31			75	75	302	302	69	69	165	165								5,14	Bernardi et al., 2004
35753125100	36	31	35,5	31,5			52	52	43	43	10	10	172	172								4,84	INGV RCMT Catalogue
35753125100	36	31	35,5	31,5			59	59	234	234	67	67	29	29								5,7	Kalafat MT Catalogue
35753175100	36	31,5	35,5	32			84	84	116	116	73	73	285	285								4,7	Kalafat MT Catalogue
35753225100	36	32	35,5	32,5			96	96	274	274	71	71	289	289								6	Kalafat MT Catalogue
35753225100	36	32	35,5	32,5			53	53	308	308	79	79	290	290								5,7	Kalafat MT Catalogue
35252225100	35,5	22	35	22,5			5	70	250	320	30	40	50	100								8,5	Sorensen et al., 2012
35252225100	35,5	22	35	22,5			80	80	258	258	82	82	5	5								4,12	INGV RCMT Catalogue
35252325100	35,5	23	35	23,5			42	42	85	85	15	15	218	218	318	318	81	81	282	282		5,7	ISC MT Catalogue
35252325100	35,5	23	35	23,5			42	42	85	85	15	15	218	218								5,37	Dziewonski et al., 1981
35252325100	35,5	23	23,5	35			41	41	114	114	79	79	96	96	265	265	13	13	62	62		5,5	EMMA
35252325100	35,5	23	35	23,5			51	51	157	157	67	67	131	131	272	272	46	46	33	33		4,7	ISC MT Catalogue
35252325100	35,5	23	35	23,5			5	70	250	320	30	40	50	100								8,5	Sorensen et al., 2012
35252325100	35,5	23	35	23,5			50	50	292	292	4	4	64	64								4,75	INGV RCMT Catalogue
35252325100	35,5	23	35	23,5	130	86	5	91	314	314	35	35	90	90							17,5	8,4	Lorito et al., 2008
35252325100	35,5	23	35	23,5																		7,8	Papaioannou and Papazachos, 2000
35252375100	35,5	23,5	35	24			46	46	106	106	86	86	90	90								5,51	McKenzie, 1978
35252375100	35,5	23,5	24	35			46	46	106	106	4	4	270	270	286	286	86	86	270	270		6,2	EMMA
35252375100	35,5	23,5	24	35			46	46	106	106	86	86	90	90	286	286	4	4	90	90		5,5	EMMA
35252375100	35,5	23,5	35	24			41	41	112	112	74	74	98	98								6,2	Taymaz et al., 1990
35252375100	35,5	23,5	24	35			46	46	139	139	81	81	82	82	3	3	12	12	134	134		6,2	EMMA
35252375100	35,5	23,5	24	35			46	46	139	139	81	81	82	82	3	3	12	12	134	134		6,2	EMMA
35252375100	35,5	23,5	24	35			46	46	156	156	70	70	63	63	31	31	33	33	140	140		6,2	EMMA
35252375100	35,5	23,5	35	24			100	100	159	159	76	76	90	90								5,57	Udias et al., 1989
35252375100	35,5	23,5	24	35			100	100	159	159	76	76	90	90	339	339	14	14	90	90		5,5	EMMA
35252375100	35,5	23,5	24	35			46	46	224	224	67	67	10	10	130	130	81	81	157	157		5,7	EMMA
35252375100	35,5	23,5	24	35			42	42	224	224	67	67	10	10	130	130	81	81	157	157		5,7	EMMA
35252375100	35,5	23,5	24	35			46	46	236	236	45	45	77	77	74	74	46	46	103	103		5,7	EMMA
35252375100	35,5	23,5	24	35			42	42	236	236	45	45	77	77	74	74	46	46	103	103		5,7	EMMA
35252375100	35,5	23,5	35	24			5	70	250	320	30	40	50	100								8,5	Sorensen et al., 2012
35252375100	35,5	23,5	35	24	130	86	5	91	314	314	35	35	90	90							17,5	8,4	Lorito et al., 2008
35252375100	35,5	23,5	35	24																		7,8	Papaioannou and Papazachos, 2000
35252425100	35,5	24	24,5	35			51	51	24	24	56	56	160	160	126	126	73	73	36	36		6,1	EMMA
35252425100	35,5	24	24,5	35			51	51	50	50	70	70	150	150	151	151	62	62	23	23		5,7	EMMA
35252425100	35,5	24	24,5	35			51	51	50	50	70	70	330	330	151	151	62	62	203	203		5,5	EMMA
35252425100	35,5	24	35	24,5			51	51	63	63	76	76	157	157								6,1	Taymaz et al., 1990
35252425100	35,5	24	24,5	35			51	51	71	71	87	87	160	160	162	162	70	70	3	3		5,7	EMMA
35252425100	35,5	24	24,5	35			51	51	178	178	46	46	343	343	280	280	78	78	226	226		5,7	EMMA
35252425100	35,5	24	24,5	35			51	51	280	280	78	78	225	225	178	178	46	46	343	343		5,7	EMMA
35252425100	35,5	24	35	24,5	130	86	5	91	314	314	35	35	90	90							17,5	8,4	Lorito et al., 2008
35252425100	35,5	24	35	24,5			45	45	318	318	81	81	282	282								5,7	Kalafat MT Catalogue
35252425100	35,5	24	35	24,5																		7,8	Papaioannou and Papazachos, 2000
35252475100	35,5	24,5	35	25			81	81	76	76	70	70	151	151								6,1	Kalafat MT Catalogue
35252475100	35,5	24,5	35	25			80,8	80,8	177	177	63	63	22	22	76	76	70	70	151	151		6	ISC MT Catalogue
35252475100	35,5	24,5	35	25																		7,8	Papaioannou and Papazachos, 2000
35252525100	35,5	25	35	25,5			67	67	44	44	51	51	139	139								5,6	Taymaz et al., 1990
35252525100	35,5	25	25,5	35			67	67	44	44	51	51	139	139	163	163	59	59	47	47		5,5	EMMA
35252525100	35,5	25	35	25,5			75	75	358	358	39	39	131	131								5,63	Dziewonski et al., 1981
35252525100	35,5	25	25,5	35			65	65	358	358	39	39	132	132	129	129	62	62	62	62		5,6	EMMA
35252525100	35,5	25	35	25,5																		7,8	Papaioannou and Papazachos, 2000
35252575100	35,5	25,5	35	26			51,1	51,1	347	347	34	34	101	101	153	153	56	56	82	82		5,3	ISC MT Catalogue
35252575100	35,5	25,5	35	26																		7,8	Papaioannou and Papazachos, 2000
35252625100	35,5	26	26,5	35			55	55	0	0	44	44	135	135	126	126	61	61	56	56		5,7	EMMA
35252625100	35,5	26	26,5	35			63	63	0	0	44	44	45	45	236	236	60	60	125	125		5,1	EMMA
35252625100	35,5	26	35	26,5			40,7	40,7	117	117	40	40	209	209	4	4	72	72	306	306		5,1	ISC MT Catalogue
35252625100	35,5	26	35	26,5			72	72	209	209	75	75	131	131								5,43	Taymaz et al., 1991
35252625100	35,5	26	35	26,5			64	64	209	209	75	75	131	131								5,6	Taymaz et al., 1990
35252625100	35,5	26	26,5	35			73	73	209	209	75	75	131	131	316	316	43	43	22	22		5,4	EMMA
35252625100	35,5	26	35	26,5			10	66	248	122	36	80	333	327								8,5	Sorensen et al., 2012
35252625100	35,5	26	26,5	35			64	64	312	312	50	50	15	15	212	212	79	79	139	139		5,6	EMMA
35252625100	35,5	26	35	26,5																		7,8	Papaioannou and Papazachos, 2000
35252675100	35,5	26,5	35	27			43,8	43,8	105	105	72	72	183	183	14	14	87	87	342	342		4,7	ISC MT Catalogue
35252675100	35,5	26,5	35	27			54	54	105	105	72	72	183	183								4,94	INGV RCMT Catalogue
35252675100	35,5	26,5	35	27			10	66	248	122	36	80	333	327								8,5	Sorensen et al., 2012
35252675100	35,5	26,5	35	27																		7,5	Papaioannou and Papazachos, 2000
35252725100	35,5	27	35	27,5			42	42	51	51	88	88	264	264								5	Kalafat MT Catalogue
35252725100	35,5	27	35	27,5			70	70	51	51	48	48	331	331								4,66	INGV RCMT Catalogue
35252725100	35,5	27	35	27,5			10	66	248	122	36	80	333	327								8,5	Sorensen et al., 2012
35252725100	35,5	27	35	27,5			58	58	294	294	49	49	134	134								4,84	INGV RCMT Catalogue

Table C.1. Compiled moment tensor database for each analysis bin in 40-100 km depth.

35252725100	35,5	27	35	27,5			45	45	309	309	32	32	98	98								5,03	Bohnhoff et al., 2005
35252725100	35,5	27	35	27,5			68	68	323	323	73	73	162	162								4,84	INGV RCMT Catalogue
35252775100	35,5	27,5	28	35			45	45	104	104	80	80	265	265	314	314	11	11	299	299		5	EMMA
35252775100	35,5	27,5	35	28			10	66	248	122	36	80	333	327								8,5	Sorensen et al., 2012
35252775100	35,5	27,5	28	35			59	59	272	272	52	52	101	101	74	74	40	40	76	76		4,8	EMMA
35252775100	35,5	27,5	35	28			85	85	356	356	73	73	133	133								5,4	Kalafat MT Catalogue
35252825100	35,5	28	35	28,5			46	46	42	42	66	66	13	13	307	307	78	78	155	155		5,1	ISC MT Catalogue
35252825100	35,5	28	35	28,5			58	58	75	75	87	87	5	5								5,7	Kalafat MT Catalogue
35252825100	35,5	28	35	28,5	190	90	7,5	97,5	235	300	20	20	90	90								8,4	Mitsoudis et al., 2012
35252825100	35,5	28	35	28,5			10	66	248	122	36	80	333	327								8,5	Sorensen et al., 2012
35252825100	35,5	28	35	28,5			46	46	307	307	78	78	155	155								5,2	Kalafat MT Catalogue
35252825100	35,5	28	35	28,5			58,4	58,4	344	344	85	85	177	177	75	75	87	87	5	5		5,7	ISC MT Catalogue
35252925100	35,5	29	35	29,5	190	90	7,5	97,5	235	300	20	20	90	90								8,4	Mitsoudis et al., 2012
35253125100	35,5	31	35	31,5			57,2	57,2	133	133	63	63	90	90	313	313	27	27	90	90			ISC MT Catalogue
35253125100	35,5	31	35	31,5			54	54	153	153	83	83	29	29								4,9	Kalafat MT Catalogue
35253125100	35,5	31	35	31,5			42	42	321	321	86	86	356	356								4,2	Kalafat MT Catalogue
35253275100	35,5	32,5	35	33			65	65	32	32	70	70	206	206								5,1	Kalafat MT Catalogue
35253325100	35,5	33	35	33,5			70	70	146	146	80	80	335	335								4	Kalafat MT Catalogue
34752275100	35	22,5	34,5	23			67,1	67,1	50	50	75	75	181	181	319	319	89	89	345	345		4,7	ISC MT Catalogue
34752275100	35	22,5	34,5	23			5	70	250	320	30	40	50	100								8,5	Sorensen et al., 2012
34752325100	35	23	34,5	23,5			56	56	49	49	75	75	182	182								4,75	INGV RCMT Catalogue
34752325100	35	23	34,5	23,5			55	55	124	124	44	44	103	103								4,75	INGV RCMT Catalogue
34752325100	35	23	34,5	23,5			55	55	136	136	59	59	105	105								5,2	Kalafat MT Catalogue
34752325100	35	23	34,5	23,5			5	70	250	320	30	40	50	100								8,5	Sorensen et al., 2012
34752325100	35	23	34,5	23,5			54,5	54,5	289	289	34	34	67	67	136	136	59	59	105	105		5,2	ISC MT Catalogue
34752325100	35	23	34,5	23,5			56,1	56,1	299	299	33	33	79	79	131	131	58	58	97	97		4,9	ISC MT Catalogue
34752375100	35	23,5	34,5	24			100	100	153	153	90	90	180	180								6,46	Udias et al., 1989
34752375100	35	23,5	24	34,5			100	100	153	153	90	90	180	180	63	63	90	90	0	0		6,4	EMMA
34752375100	35	23,5	34,5	24			42	42	154	154	64	64	101	101	311	311	28	28	69	69		4,3	ISC MT Catalogue
34752375100	35	23,5	34,5	24			5	70	250	320	30	40	50	100								8,5	Sorensen et al., 2012
34752375100	35	23,5	34,5	24			42	42	311	311	28	28	69	69								4,32	ETHZ Moment Tensor Catalogue
34752425100	35	24	34,5	24,5			50,6	50,6	0	0	49	49	155	155	106	106	72	72	43	43		4,6	ISC MT Catalogue
34752425100	35	24	34,5	24,5			74	74	30	30	36	36	70	70	234	234	56	56	104	104		5,1	ISC MT Catalogue
34752425100	35	24	34,5	24,5			74	74	30	30	37	37	71	71								5,43	Dziewonski et al., 1981
34752425100	35	24	34,5	24,5			45,7	45,7	66	66	82	82	6	6	335	335	84	84	172	172		4,5	ISC MT Catalogue
34752425100	35	24	34,5	24,5			42	42	124	124	72	72	135	135	232	232	48	48	25	25		5,1	ISC MT Catalogue
34752425100	35	24	34,5	24,5			5	70	250	320	30	40	50	100								8,5	Sorensen et al., 2012
34752425100	35	24	24,5	34,5			54	54	253	253	17	17	65	65	99	99	75	75	97	97		5,5	EMMA
34752425100	35	24	34,5	24,5	130	86	5	91	314	314	35	35	90	90							17,5	8,4	Lorito et al., 2008
34752425100	35	24	34,5	24,5			62	62	314	314	73	73	186	186								4,56	INGV RCMT Catalogue
34752475100	35	24,5	34,5	25			54	54	104	104	50	50	89	89	286	286	40	40	92	92		4,6	ISC MT Catalogue
34752475100	35	24,5	34,5	25			41	41	125	125	3	3	296	296								4,84	INGV RCMT Catalogue
34752475100	35	24,5	34,5	25			65	65	129	129	62	62	62	62								5,6	Kalafat MT Catalogue
34752475100	35	24,5	34,5	25			5	70	250	320	30	40	50	100								8,5	Sorensen et al., 2012
34752475100	35	24,5	34,5	25	130	86	5	91	314	314	35	35	90	90							17,5	8,4	Lorito et al., 2008
34752475100	35	24,5	34,5	25			65	65	358	358	39	39	131	131	129	129	62	62	62	62		5,6	ISC MT Catalogue
34752475100	35	24,5	34,5	25			56	56	360	360	49	49	155	155								4,75	INGV RCMT Catalogue
34752525100	35	25	34,5	25,5			10	66	12	66	39	81	148	210								8,5	Sorensen et al., 2012
34752525100	35	25	25,5	34,5			67	67	46	46	51	51	130	130	172	172	53	53	51	51		5,7	EMMA
34752525100	35	25	34,5	25,5			10	66	248	122	36	80	333	327								8,5	Sorensen et al., 2012
34752525100	35	25	34,5	25,5			10	66	253	177	51	79	70	104								8,5	Sorensen et al., 2012
34752525100	35	25	34,5	25,5			44	44	256	256	65	65	349	349	351	351	80	80	205	205		5,5	ISC MT Catalogue
34752525100	35	25	34,5	25,5			44	44	256	256	65	65	349	349								5,06	Dziewonski et al., 1981
34752525100	35	25	34,5	25,5			45	45	258	258	21	21	71	71	99	99	70	70	97	97		5,6	ISC MT Catalogue
34752525100	35	25	34,5	25,5			10	66	341	37	43	69	256	302								8,5	Sorensen et al., 2012
34752525100	35	25	34,5	25,5			10	66	349	113	55	89	56	116								8,5	Sorensen et al., 2012
34752575100	35	25,5	34,5	26			10	66	12	66	39	81	148	210								8,5	Sorensen et al., 2012
34752575100	35	25,5	34,5	26			42	42	18	18	76	76	117	117								3,81	Bohnhoff et al., 2005
34752575100	35	25,5	34,5	26			41	41	24	24	58	58	318	318								3,74	Bohnhoff et al., 2005
34752575100	35	25,5	34,5	26			44	44	35	35	50	50	150	150								3,88	Bohnhoff et al., 2005
34752575100	35	25,5	34,5	26			50	50	40	40	50	50	140	140								3,74	Bohnhoff et al., 2005
34752575100	35	25,5	34,5	26			45	45	54	54	58	58	318	318								3,88	Bohnhoff et al., 2005
34752575100	35	25,5	34,5	26			10	66	248	122	36	80	333	327								8,5	Sorensen et al., 2012
34752575100	35	25,5	34,5	26			10	66	253	177	51	79	70	104								8,5	Sorensen et al., 2012
34752575100	35	25,5	34,5	26			10	66	341	37	43	69	256	302								8,5	Sorensen et al., 2012
34752575100	35	25,5	34,5	26			10	66	349	113	55	89	56	116								8,5	Sorensen et al., 2012
34752625100	35	26	34,5	26,5			10	66	12	66	39	81	148	210								8,5	Sorensen et al., 2012
34752625100	35	26	34,5	26,5			66	66	23	23	50	50	209	209								4,66	INGV RCMT Catalogue
34752625100	35	26	34,5	26,5			60	60	223	223	19	19	33	33								5,03	Dziewonski et al., 1981
34752625100	35	26	34,5	26,5			10	66	248	122	36	80	333	327								8,5	Sorensen et al., 2012
34752625100	35	26	34,5	26,5			10	66	253	177	51	79	70	104								8,5	Sorensen et al., 2012
34752625100	35	26	34,5	26,5			10	66	341	37	43	69	256	302								8,5	Sorensen et al., 2012

Table C.1. Compiled moment tensor database for each analysis bin in 40-100 km depth.

34752625100	35	26	34,5	26,5			10	66	349	113	55	89	56	116							8,5	Sorensen et al., 2012
34752675100	35	26,5	34,5	27			10	66	12	66	39	81	148	210							8,5	Sorensen et al., 2012
34752675100	35	26,5	34,5	27			59	59	135	135	76	76	13	13							5,53	Dziewonski et al., 1981
34752675100	35	26,5	34,5	27			42	42	227	227	44	44	7	7							4,71	Bernardi et al., 2004
34752675100	35	26,5	34,5	27			10	66	248	122	36	80	333	327							8,5	Sorensen et al., 2012
34752675100	35	26,5	34,5	27			10	66	253	177	51	79	70	104							8,5	Sorensen et al., 2012
34752675100	35	26,5	34,5	27			10	66	341	37	43	69	256	302							8,5	Sorensen et al., 2012
34752675100	35	26,5	34,5	27			10	66	349	113	55	89	56	116							8,5	Sorensen et al., 2012
34752725100	35	27	34,5	27,5			10	66	12	66	39	81	148	210							8,5	Sorensen et al., 2012
34752725100	35	27	34,5	27,5			10	66	248	122	36	80	333	327							8,5	Sorensen et al., 2012
34752725100	35	27	34,5	27,5			10	66	253	177	51	79	70	104							8,5	Sorensen et al., 2012
34752725100	35	27	34,5	27,5			68	68	255	255	74	74	343	343							4,56	INGV RCMT Catalogue
34752725100	35	27	34,5	27,5			10	66	341	37	43	69	256	302							8,5	Sorensen et al., 2012
34752725100	35	27	34,5	27,5			10	66	349	113	55	89	56	116							8,5	Sorensen et al., 2012
34753225100	35	32	34,5	32,5			55	55	30	30	40	40	70	70							5,3	Kalafat MT Catalogue
34753225100	35	32	34,5	32,5			49	49	40	40	30	30	353	353							5	Kalafat MT Catalogue
34753225100	35	32	34,5	32,5			76	76	56	56	68	68	175	175							5,8	Pilidou et al., 2004
34753225100	35	32	32,5	34,5			76	76	56	56	68	68	175	175	148	148	85	85	22	22	5,6	EMMA
34252325100	34,5	23	34	23,5			48	48	168	168	73	73	151	151	267	267	62	62	19	19	4,9	ISC MT Catalogue
34252325100	34,5	23	34	23,5			5	70	250	320	30	40	50	100							8,5	Sorensen et al., 2012
34252375100	34,5	23,5	34	24			40,3	40,3	117	117	26	26	245	245	324	324	67	67	282	282	5,1	ISC MT Catalogue
34252375100	34,5	23,5	34	24			48	48	245	245	69	69	337	337							5,3	Kalafat MT Catalogue
34252375100	34,5	23,5	34	24			5	70	250	320	30	40	50	100							8,5	Sorensen et al., 2012
34252375100	34,5	23,5	34	24			47,8	47,8	343	343	69	69	202	202	245	245	69	69	337	337	5,2	ISC MT Catalogue
34252425100	34,5	24	34	24,5			5	70	250	320	30	40	50	100							8,5	Sorensen et al., 2012
34252425100	34,5	24	24,5	34			44	44	253	253	17	17	65	65	99	99	75	75	97	97	5,5	EMMA
34252475100	34,5	24,5	34	25			55,9	55,9	67	67	53	53	29	29	318	318	67	67	139	139	5,5	ISC MT Catalogue
34252475100	34,5	24,5	34	25			45	45	127	127	86	86	349	349								Jost et al., 2002
34252475100	34,5	24,5	34	25			5	70	250	320	30	40	50	100							8,5	Sorensen et al., 2012
34252475100	34,5	24,5	34	25			56	56	318	318	67	67	139	139							5,5	Kalafat MT Catalogue
34252525100	34,5	25	34	25,5			10	66	12	66	39	81	148	210							8,5	Sorensen et al., 2012
34252525100	34,5	25	34	25,5			42	42	96	96	81	81	101	101							5,5	Kalafat MT Catalogue
34252525100	34,5	25	34	25,5			42	42	225	225	14	14	40	40	96	96	81	81	101	101	5,5	ISC MT Catalogue
34252525100	34,5	25	34	25,5			42	42	225	225	14	14	40	40							5,41	Dziewonski et al., 1981
34252525100	34,5	25	34	25,5			43	43	247	247	24	24	61	61							5,4	Shaw and Jackson, 2010
34252525100	34,5	25	34	25,5			10	66	248	122	36	80	333	327							8,5	Sorensen et al., 2012
34252525100	34,5	25	34	25,5			10	66	253	177	51	79	70	104							8,5	Sorensen et al., 2012
34252525100	34,5	25	34	25,5			59,1	59,1	264	264	32	32	69	69	108	108	60	60	103	103	5,5	ISC MT Catalogue
34252525100	34,5	25	34	25,5			59	59	264	264	32	32	69	69							5,5	Kalafat MT Catalogue
34252525100	34,5	25	34	25,5			10	66	341	37	43	69	256	302							8,5	Sorensen et al., 2012
34252525100	34,5	25	34	25,5			10	66	349	113	55	89	56	116							8,5	Sorensen et al., 2012
34252625100	34,5	26	34	26,5			10	66	12	66	39	81	148	210							8,5	Sorensen et al., 2012
34252625100	34,5	26	34	26,5			45	45	100	100	57	57	98	98	265	265	34	34	78	78	4,8	ISC MT Catalogue
34252625100	34,5	26	34	26,5			45	45	135	135	65	65	114	114	268	268	34	34	48	48	4,6	ISC MT Catalogue
34252625100	34,5	26	34	26,5			10	66	248	122	36	80	333	327							8,5	Sorensen et al., 2012
34252625100	34,5	26	34	26,5			10	66	253	177	51	79	70	104							8,5	Sorensen et al., 2012
34252625100	34,5	26	34	26,5			10	66	341	37	43	69	256	302							8,5	Sorensen et al., 2012
34252625100	34,5	26	34	26,5			10	66	349	113	55	89	56	116							8,5	Sorensen et al., 2012
34252625100	34,5	26	34	26,5			42	42	353	353	85	85	191	191	262	262	79	79	354	354	4,8	ISC MT Catalogue
34252675100	34,5	26,5	34	27			10	66	12	66	39	81	148	210							8,5	Sorensen et al., 2012
34252675100	34,5	26,5	34	27			44	44	41	41	77	77	166	166							5,6	Kalafat MT Catalogue
34252675100	34,5	26,5	34	27			43,8	43,8	135	135	76	76	13	13	41	41	77	77	166	166	5,6	ISC MT Catalogue
34252675100	34,5	26,5	34	27			10	66	248	122	36	80	333	327							8,5	Sorensen et al., 2012
34252675100	34,5	26,5	34	27			10	66	253	177	51	79	70	104							8,5	Sorensen et al., 2012
34252675100	34,5	26,5	34	27			10	66	341	37	43	69	256	302							8,5	Sorensen et al., 2012
34252675100	34,5	26,5	34	27			10	66	349	113	55	89	56	116							8,5	Sorensen et al., 2012
34253225100	34,5	32	34	32,5			85	85	40	40	64	64	162	162							6,8	Pilidou et al., 2004
34253225100	34,5	32	34	32,5			85	85	40	40	64	64	162	162							6,8	Pilidou et al., 2004
34253225100	34,5	32	32,5	34			85	85	40	40	64	64	162	162	138	138	74	74	27	27	6,5	EMMA
34253225100	34,5	32	34	32,5			52	52	75	75	52	52	312	312							5	Kalafat MT Catalogue
34253225100	34,5	32	34	32,5			41	41	118	118	87	87	348	348							5,7	Pilidou et al., 2004
34253225100	34,5	32	32,5	34			41	41	118	118	87	87	348	348	209	209	78	78	183	183	5,7	EMMA
34253325100	34,5	33	34	33,5			43	43	88	88	78	78	44	44							4,7	Kalafat MT Catalogue
34253325100	34,5	33	34	33,5			42	42	112	112	58	58	68	68	330	330	38	38	121	121	4,7	ISC MT Catalogue
34253325100	34,5	33	34	33,5			50	50	335	335	27	27	133	133							4,84	INGV RCMT Catalogue
34253325100	34,5	33	34	33,5			43,3	43,3	347	347	47	47	164	164	88	88	78	78	44	44	4,7	ISC MT Catalogue
33752625100	34	26	33,5	26,5			40,1	40,1	306	306	33	33	116	116	96	96	60	60	74	74	4,7	ISC MT Catalogue
33753275100	34	32,5	33,5	33			46,9	46,9	93	93	73	73	354	354	184	184	85	85	197	197	4,4	ISC MT Catalogue

APPENDIX D: STRIKE/DIP/RAKE DISTRIBUTIONS FOR EACH ANALYSIS BIN IN 0-40 KM DEPTH

In this Appendix, strike/dip/rake distributions within each analysis bin used in the study area from the complied Moment Tensor Database (MTD) for events with 0 km < depth ≤ 40 km is presented in polar plot diagrams through pages 294 - 370. Each bin has a unique ID in the following format LATCLONCDE where LATC is the latitude of the center point of the bin, LONC is the longtitude of the centre point of the bin and DE is the depth layer. For example ID 3675247540 corresponds to the bin at 0-40 km depth layer with its center located at 36.75°N/24.75°E. The location of each bin is shown on a map with a red square in each Figure. These polar plots are used in the determination of the dominant strike/dip/rake value to be used as an input in the tsunami modeling. Please refer to Chapter 5 for further details. Due to its large size, this Appendix has only been provided in the electronic version of this Thesis.

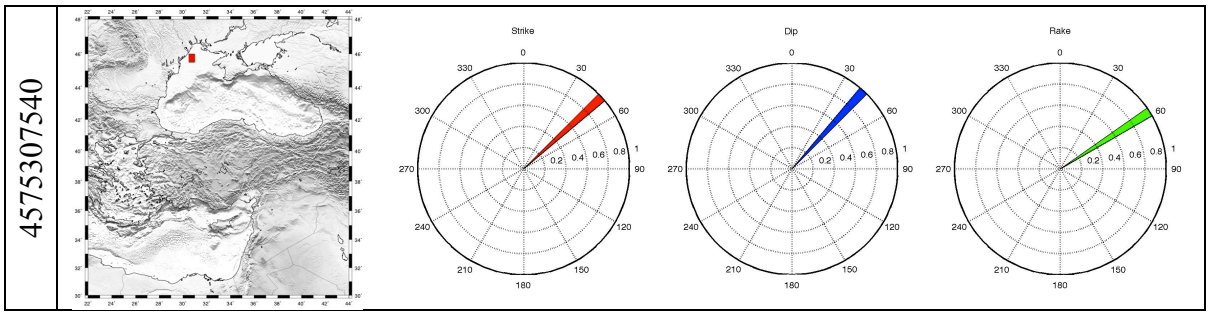

Figure D1. Strike/Dip/Rake variations in bin 4575307540.

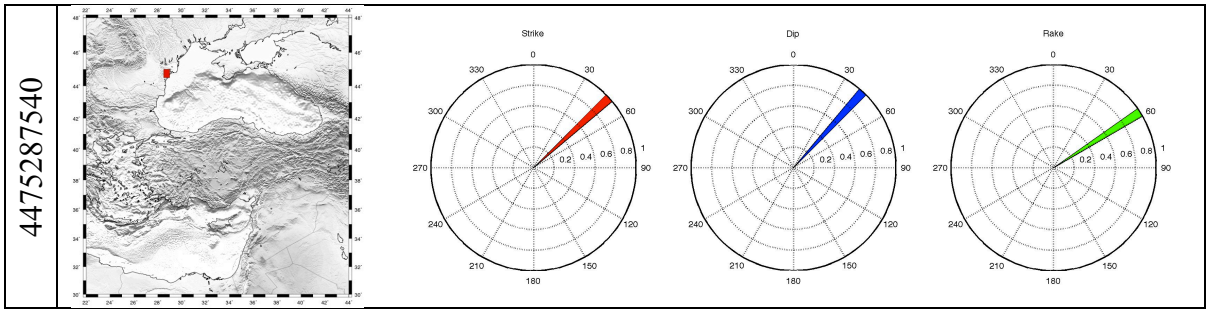

Figure D2. Strike/Dip/Rake variations in bin 4475287540.



Figure D3. Strike/Dip/Rake variations in bin 447535240.

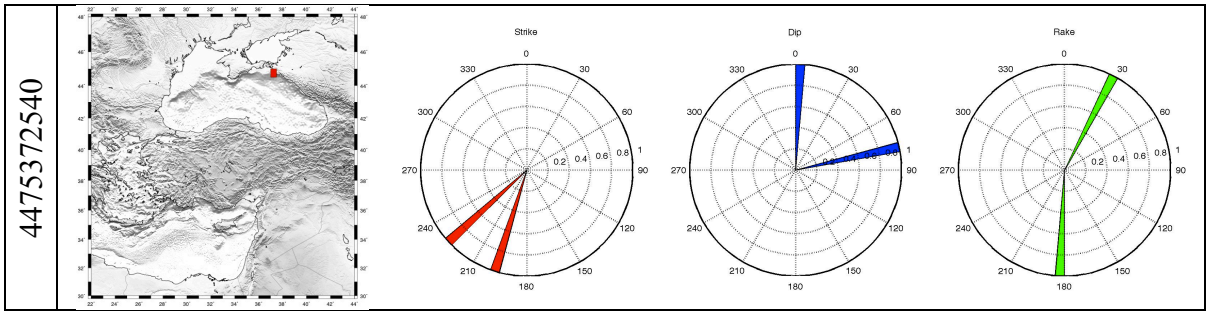

Figure D4. Strike/Dip/Rake variations in bin 4475372540.

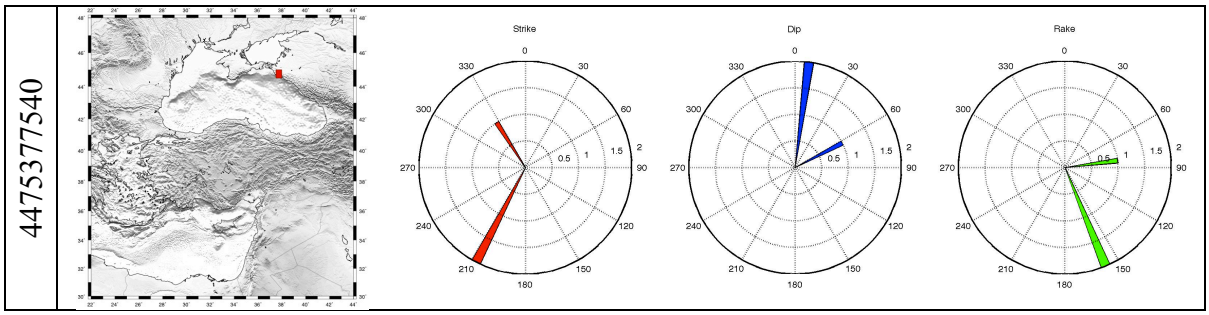

Figure D5. Strike/Dip/Rake variations in bin 4475377540.

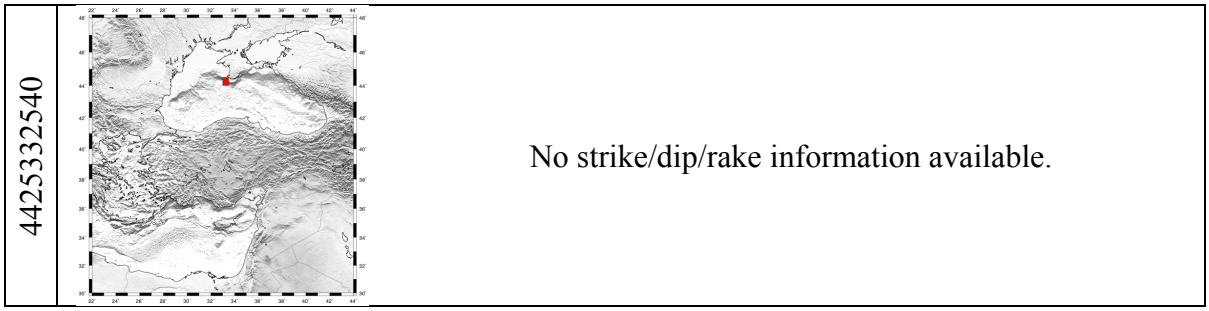

Figure D6. Strike/Dip/Rake variations in bin 4425332540.

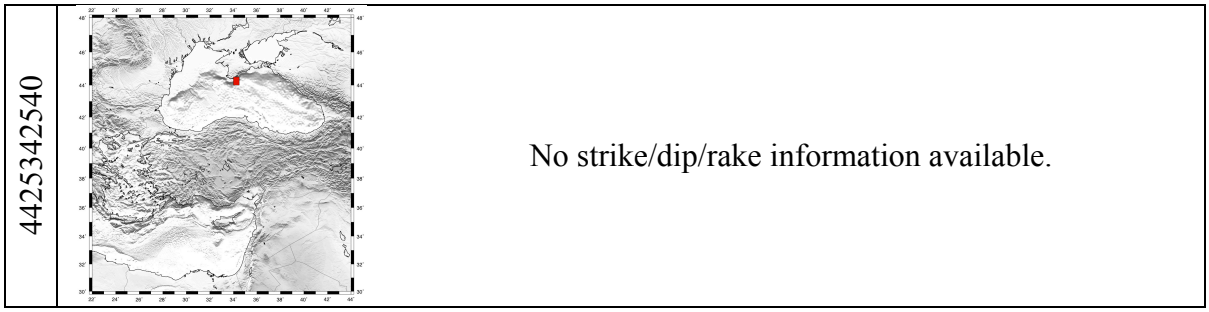

Figure D7. Strike/Dip/Rake variations in bin 4425342540.

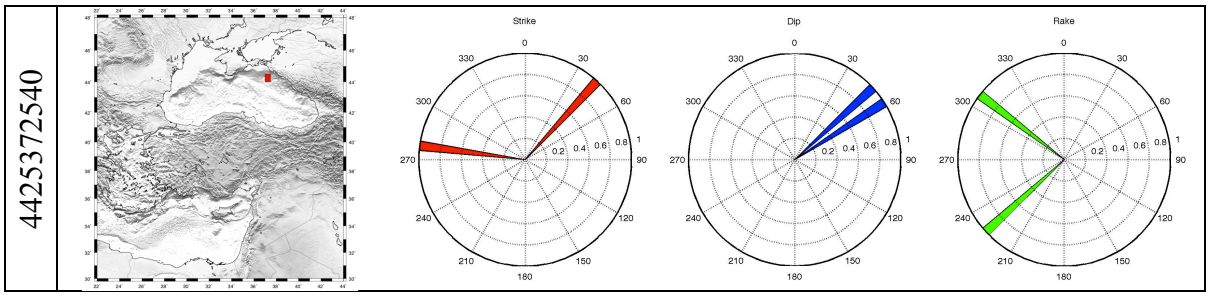

Figure D8. Strike/Dip/Rake variations in bin 4425372540.

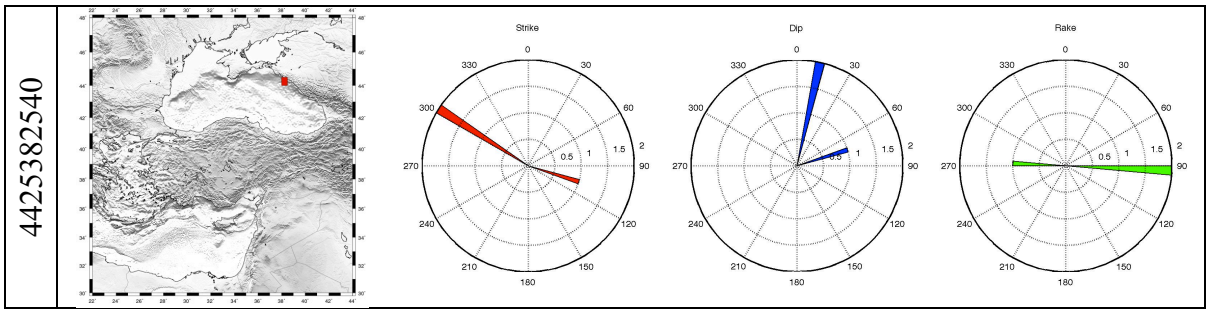

Figure D9. Strike/Dip/Rake variations in bin 4425382540.

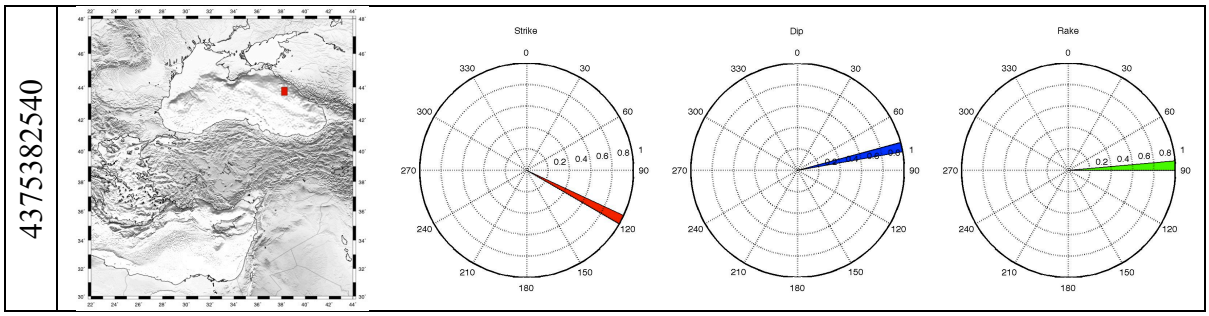

Figure D10. Strike/Dip/Rake variations in bin 4375382540.

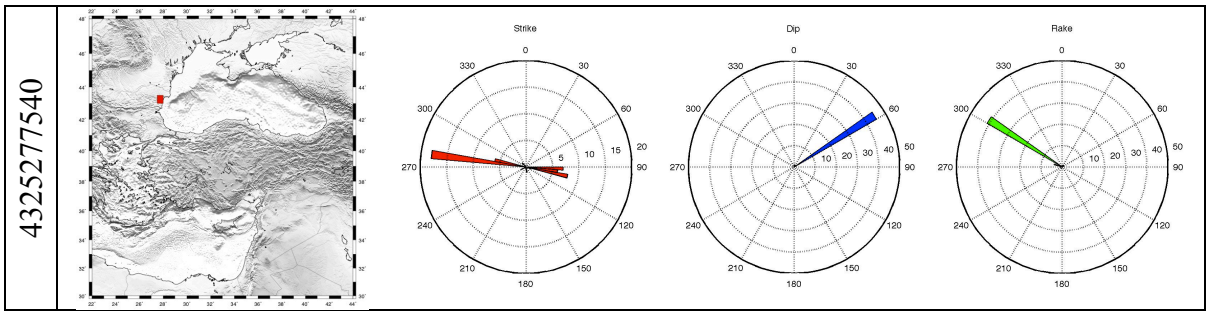

Figure D11. Strike/Dip/Rake variations in bin 4325277540.

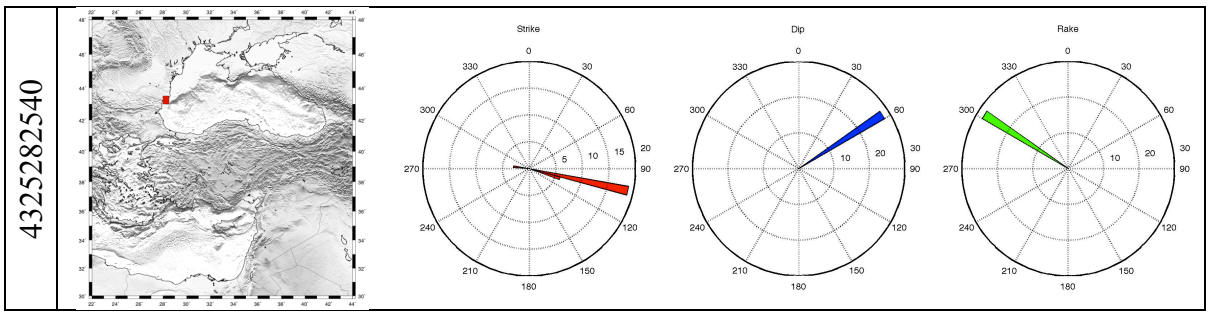

Figure D12. Strike/Dip/Rake variations in bin 4325282540.

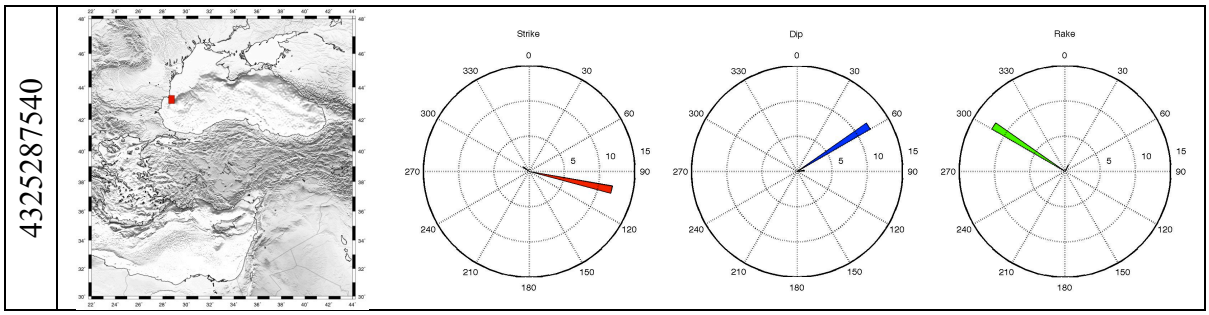

Figure D13. Strike/Dip/Rake variations in bin 4325287540.

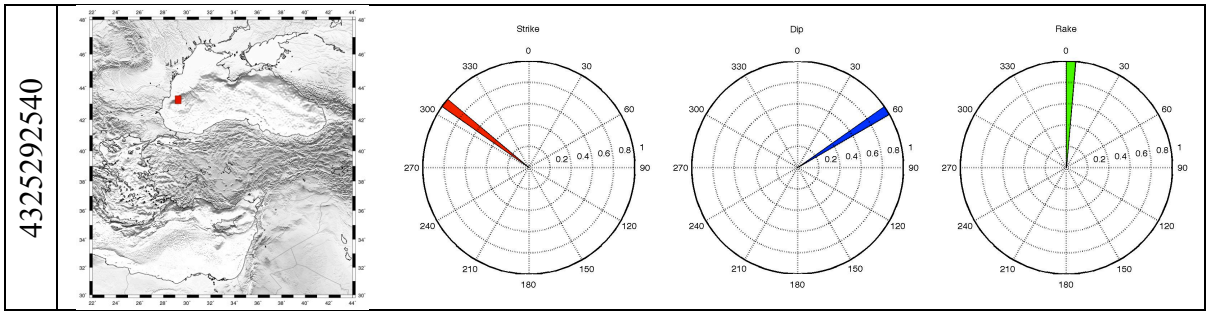

Figure D14. Strike/Dip/Rake variations in bin 4325292540.

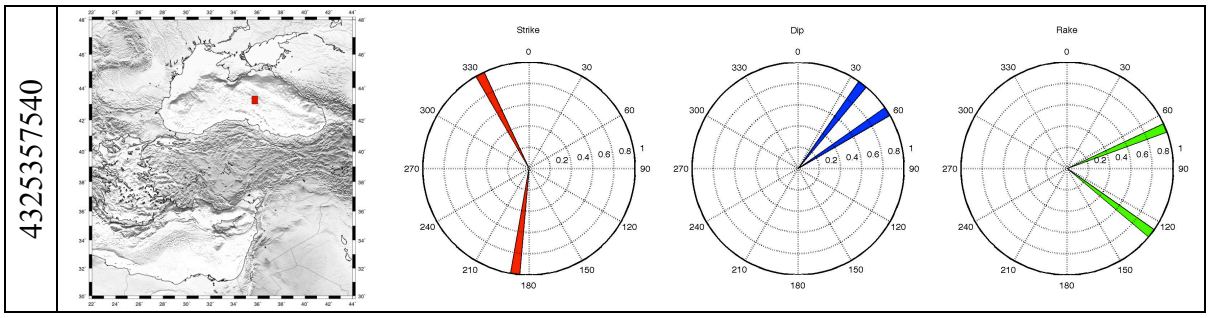

Figure D15. Strike/Dip/Rake variations in bin 4325357540.

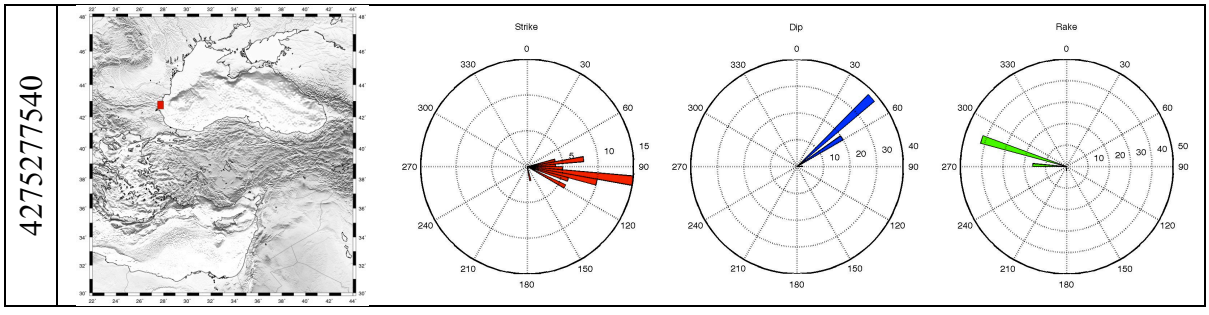

Figure D16. Strike/Dip/Rake variations in bin 4275277540.

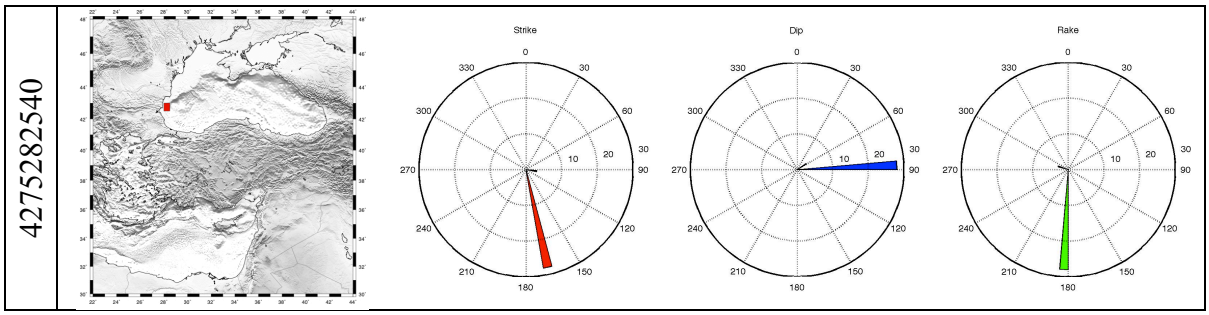

Figure D17. Strike/Dip/Rake variations in bin4275282540 .

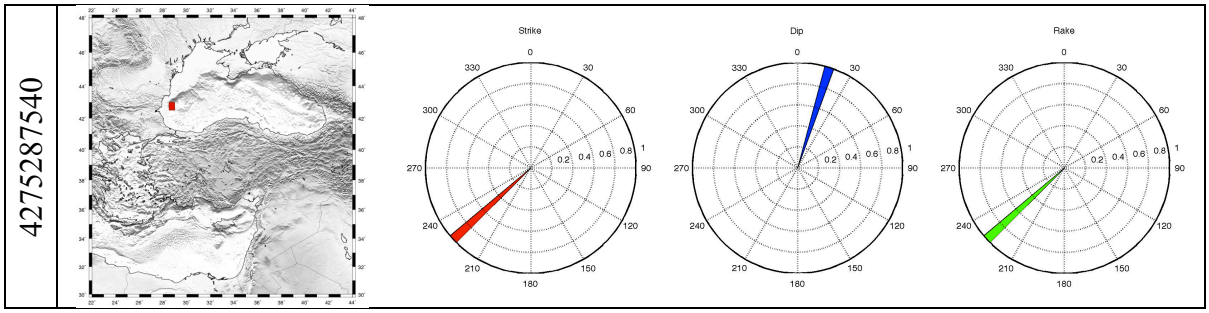

Figure D18. Strike/Dip/Rake variations in bin 4275287540.

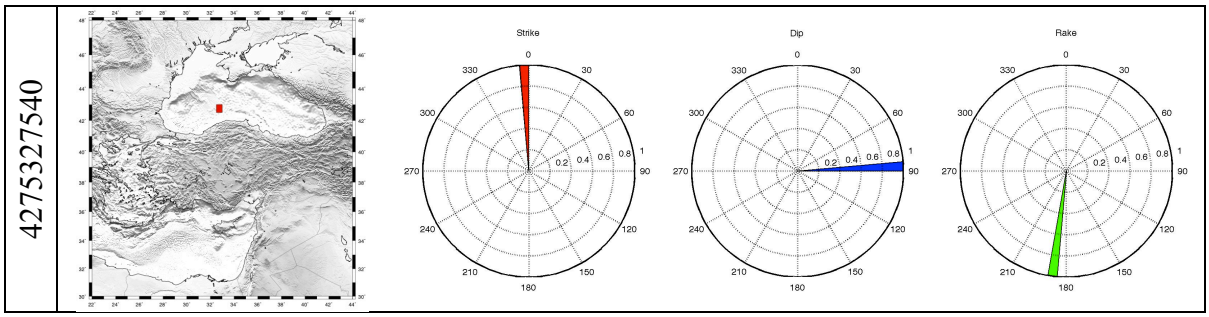

Figure D19. Strike/Dip/Rake variations in bin 4275327540.

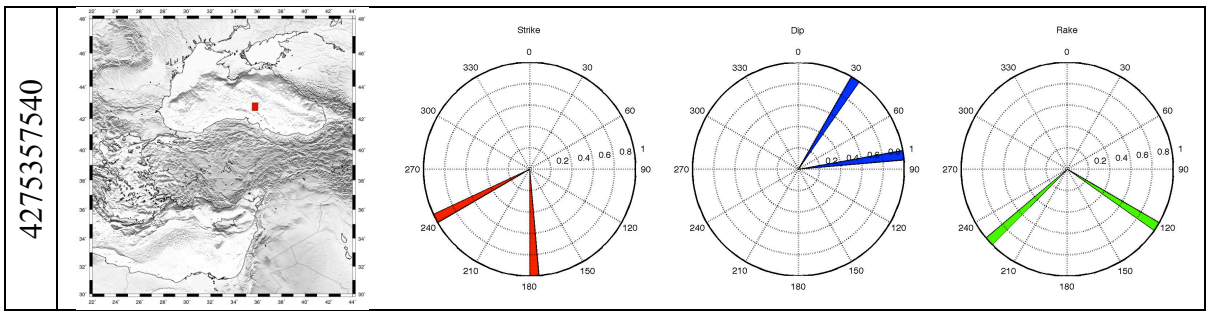

Figure D20. Strike/Dip/Rake variations in bin 4275357540.

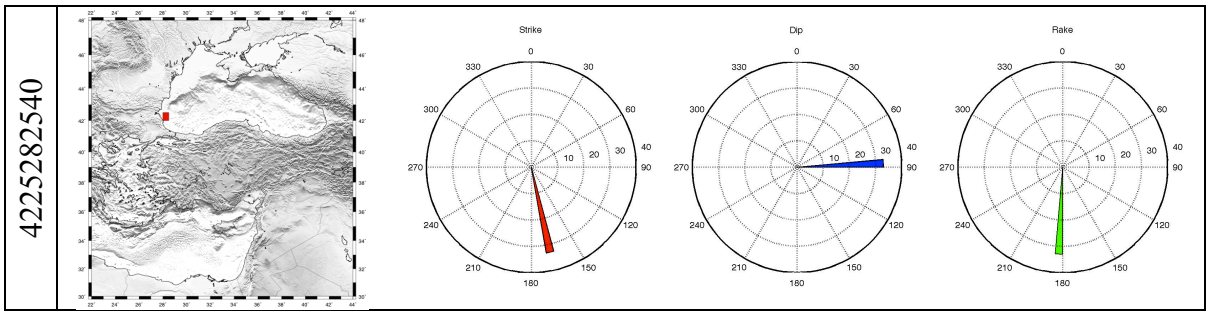

Figure D21. Strike/Dip/Rake variations in bin 4225282540.

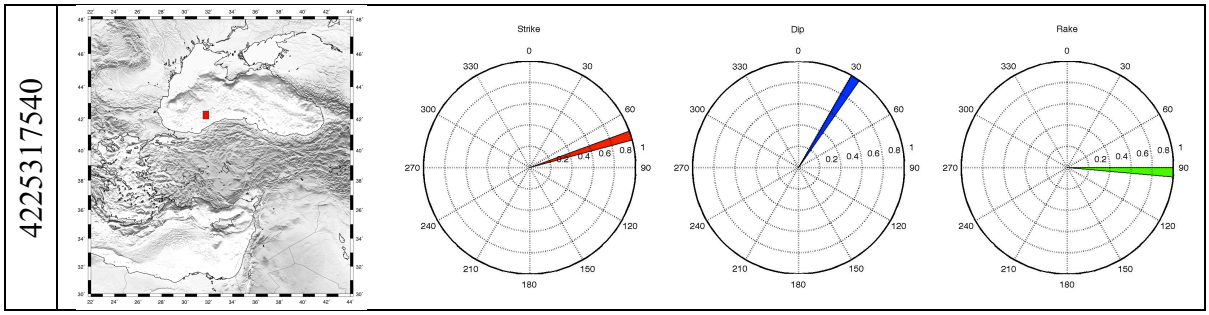

Figure D22. Strike/Dip/Rake variations in bin 4225317540.

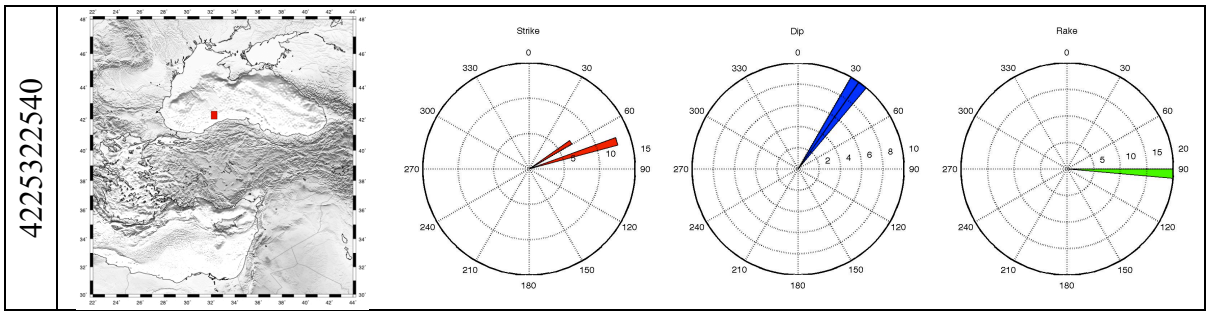

Figure D23. Strike/Dip/Rake variations in bin 4225322540.

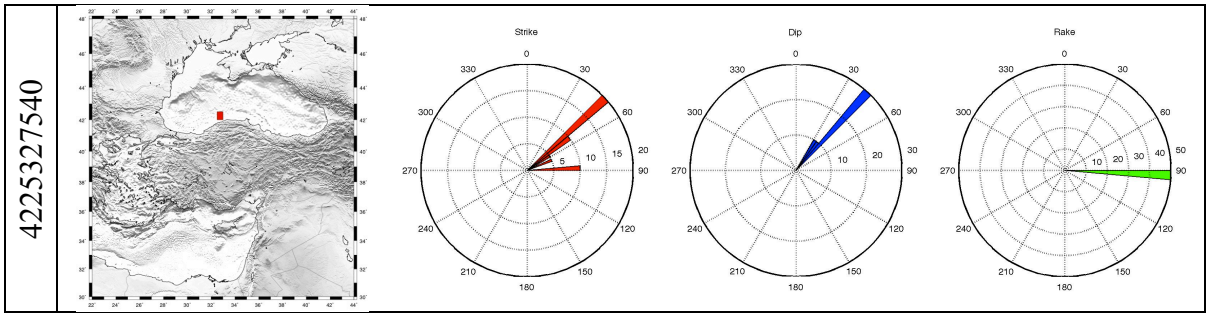

Figure D24. Strike/Dip/Rake variations in bin 4225327540.

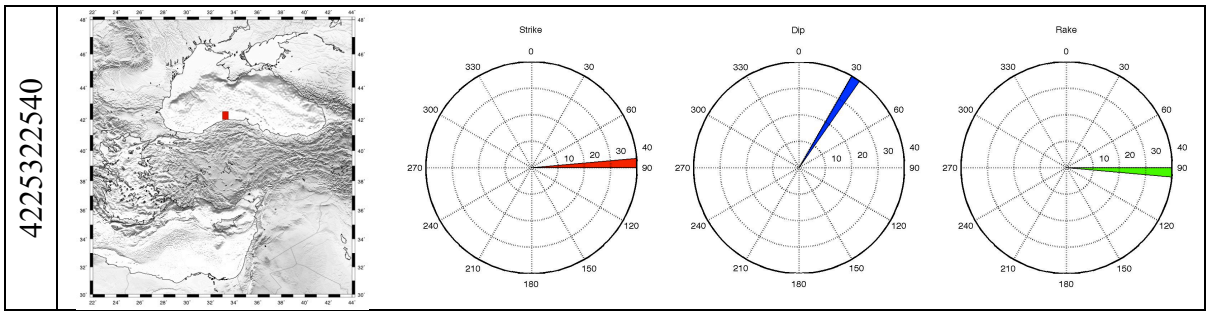

Figure D25. Strike/Dip/Rake variations in bin 4225322540.

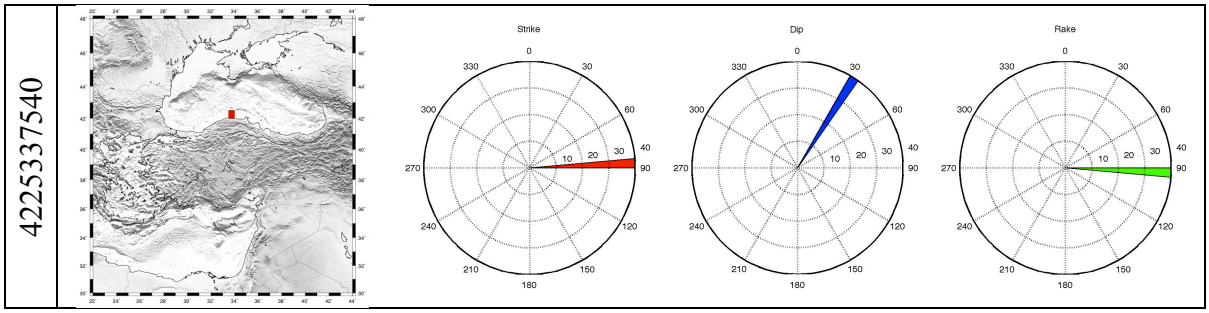

Figure D26. Strike/Dip/Rake variations in bin 4225337540.

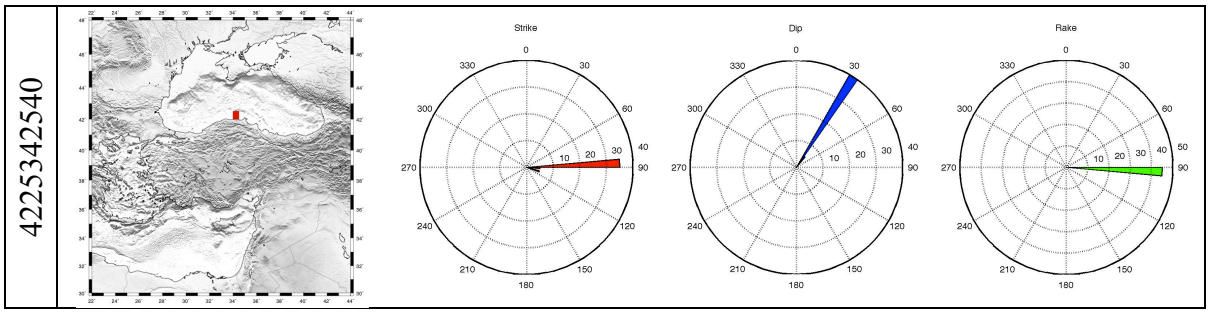

Figure D27. Strike/Dip/Rake variations in bin 4225342540.

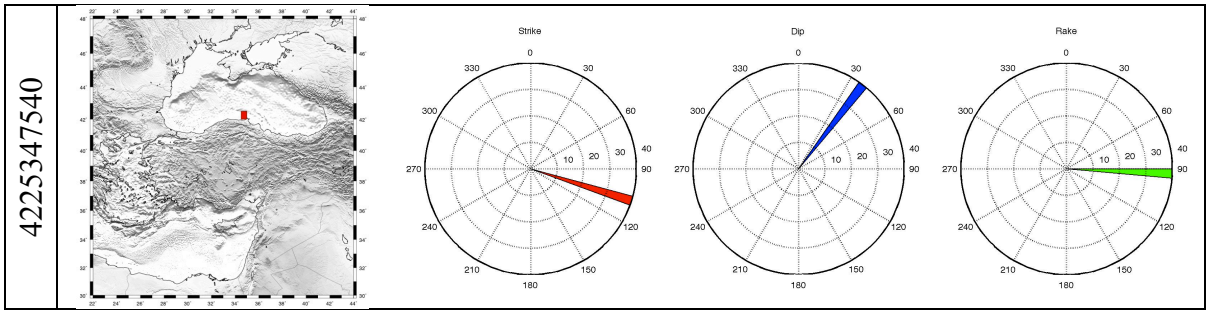

Figure D28. Strike/Dip/Rake variations in bin 4225347540.

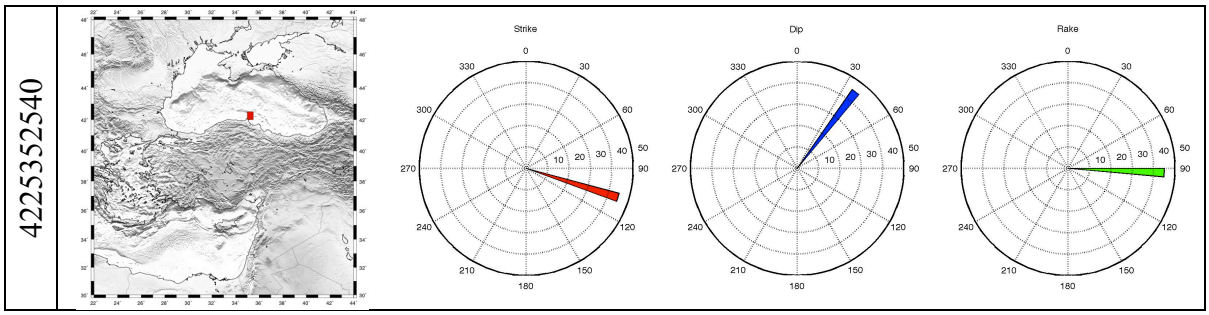

Figure D29. Strike/Dip/Rake variations in bin 4225352540.

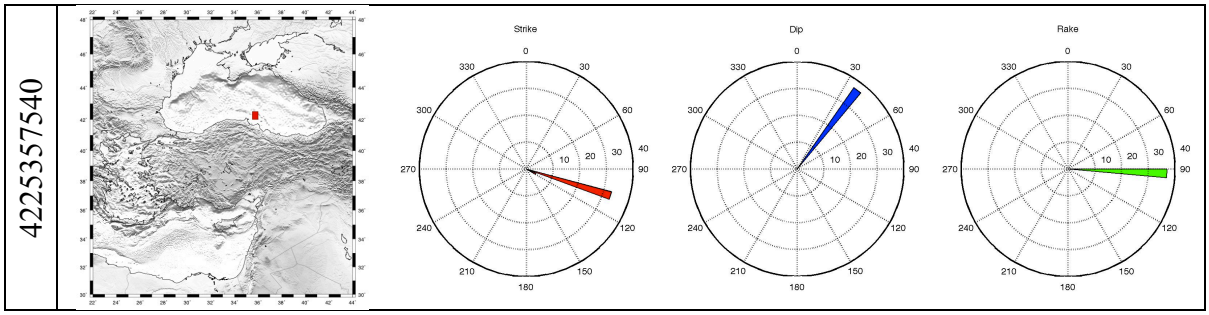

Figure D30. Strike/Dip/Rake variations in bin 4225357540.

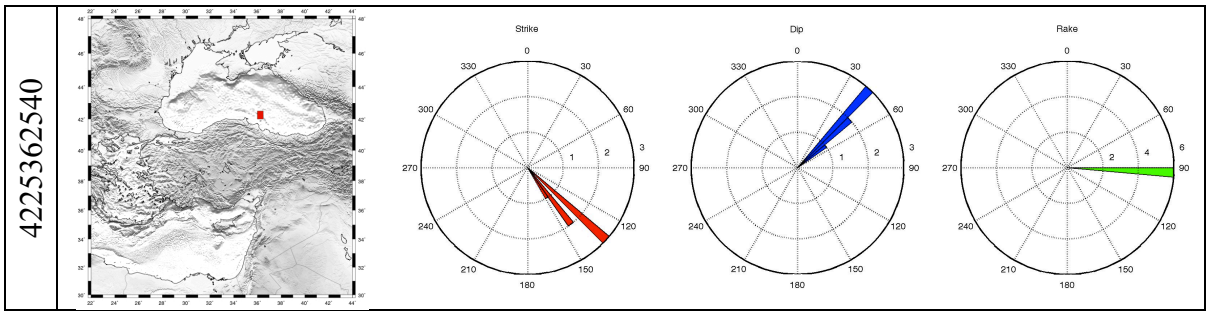

Figure D31. Strike/Dip/Rake variations in bin 4225362540.

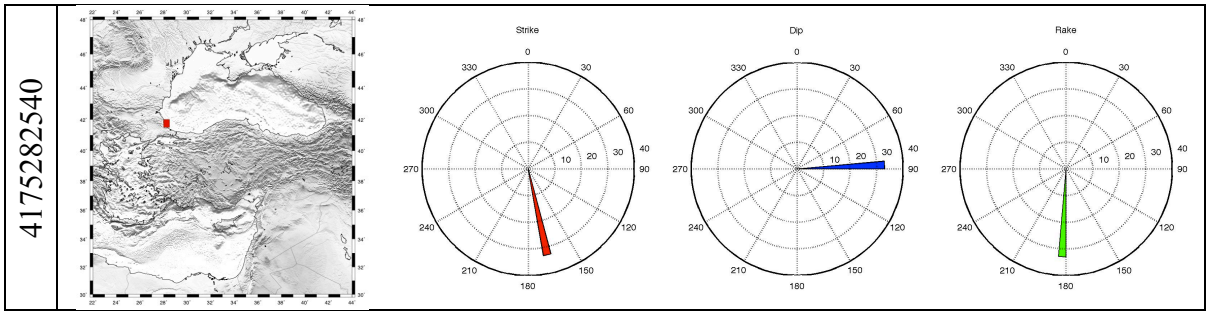

Figure D32. Strike/Dip/Rake variations in bin 4175282540.

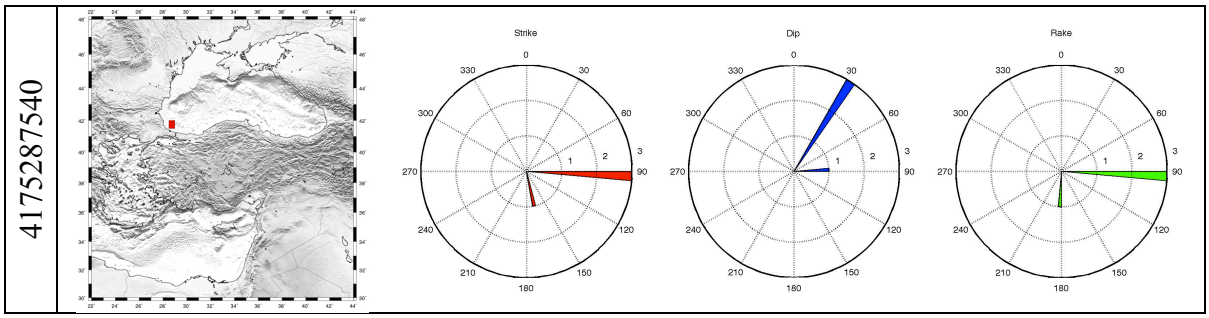

Figure D33. Strike/Dip/Rake variations in bin 4175287540.

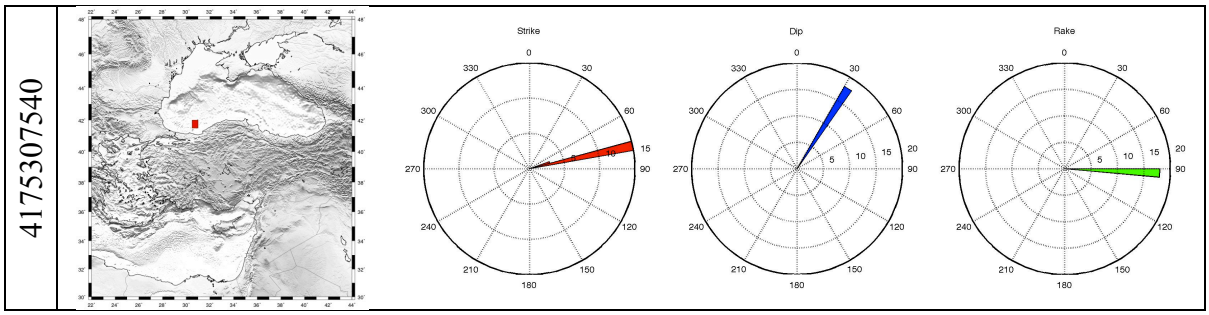

Figure D34. Strike/Dip/Rake variations in bin 4175307540.

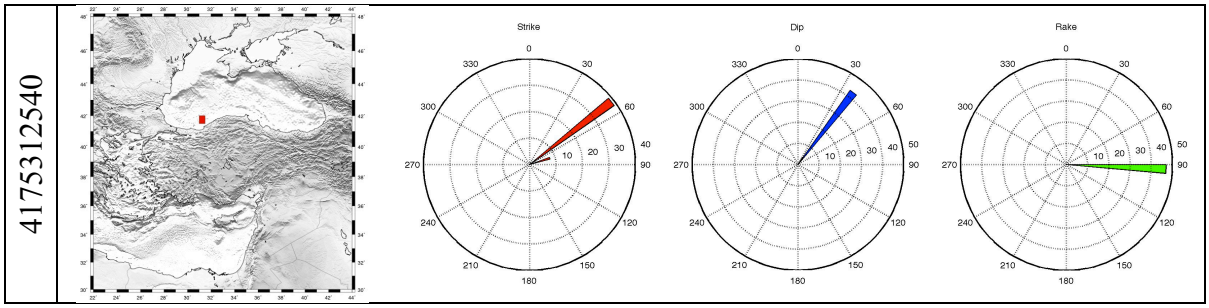

Figure D35. Strike/Dip/Rake variations in bin 4175312540.

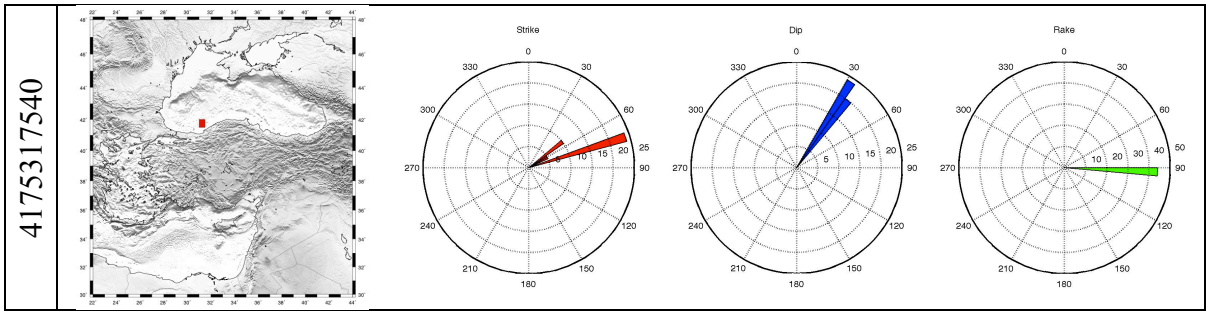

Figure D36. Strike/Dip/Rake variations in bin 4175317540.

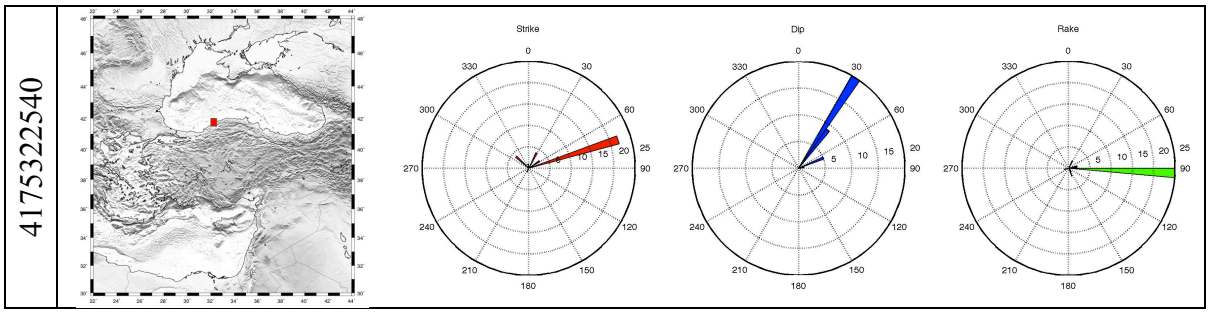

Figure D37. Strike/Dip/Rake variations in bin 4175322540.

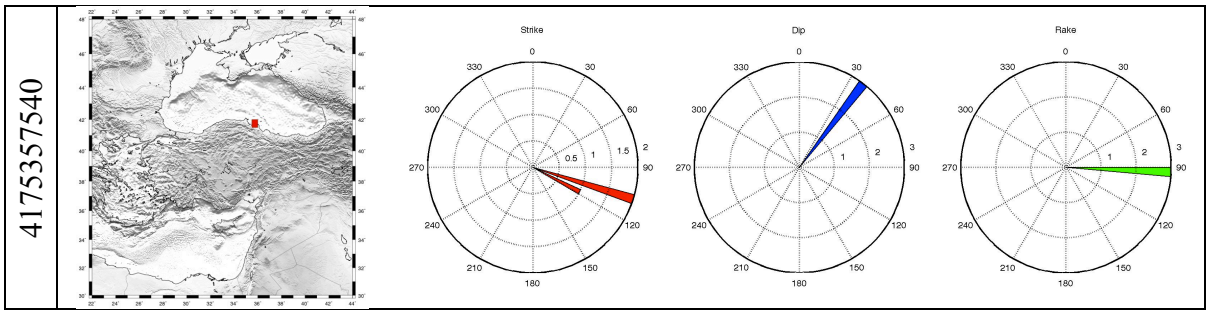

Figure D38. Strike/Dip/Rake variations in bin 4175357540.

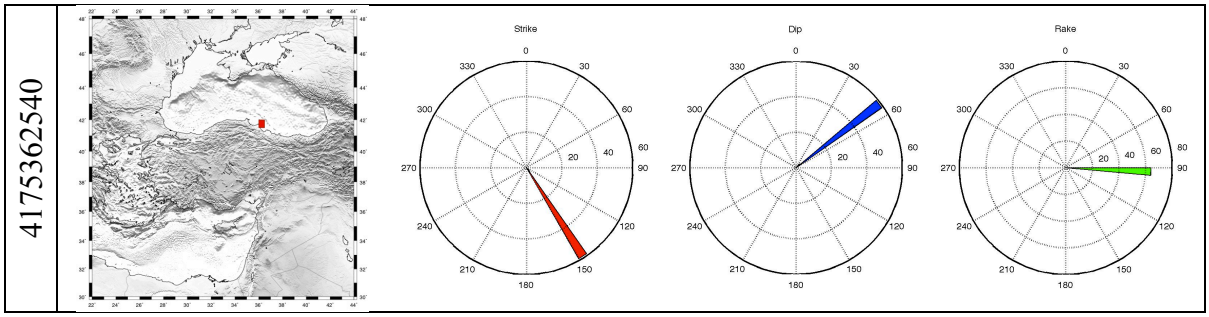

Figure D39. Strike/Dip/Rake variations in bin 4175362540.

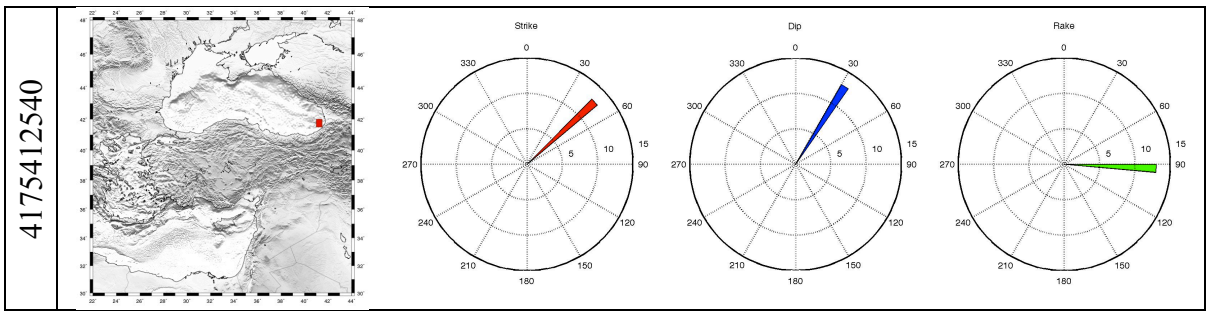

Figure D40. Strike/Dip/Rake variations in bin 4175412540.

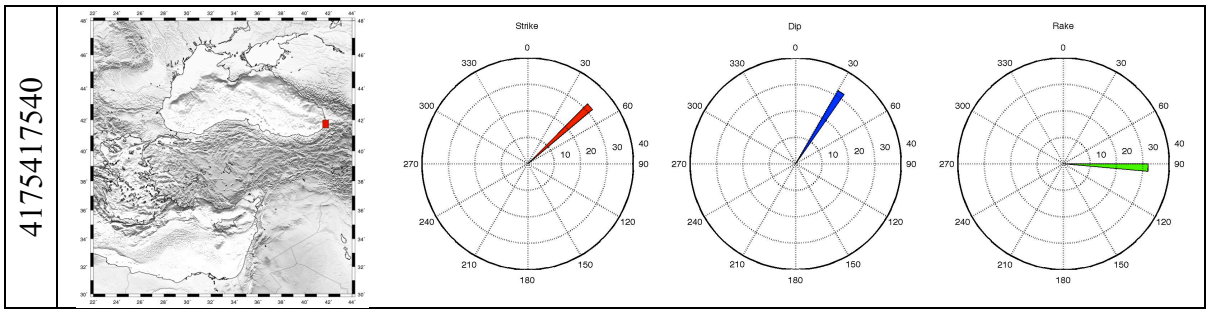

Figure D41. Strike/Dip/Rake variations in bin 4175417540.

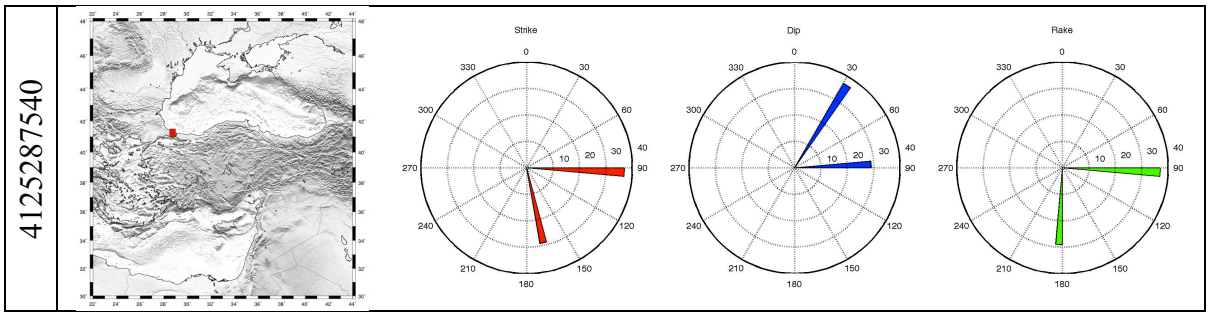

Figure D42. Strike/Dip/Rake variations in bin 4125287540.

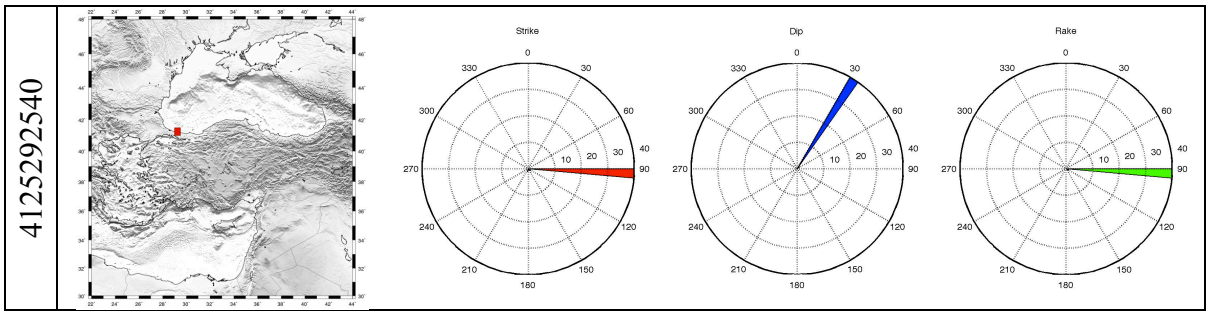

Figure D43. Strike/Dip/Rake variations in bin 4125292540.

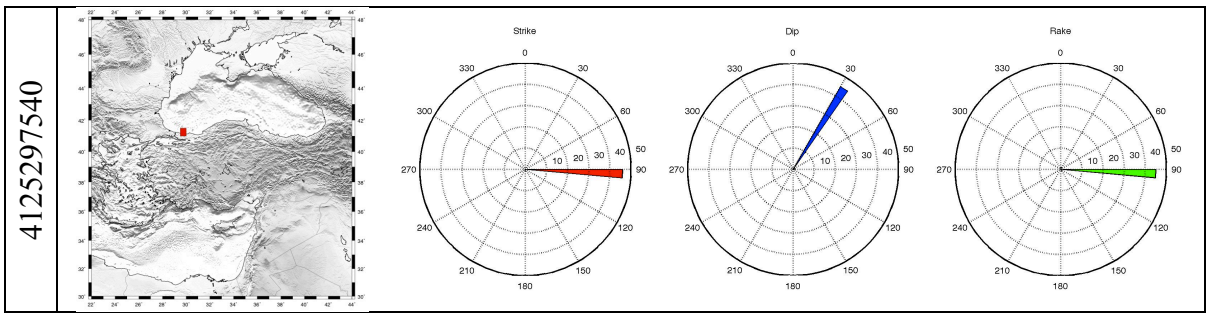

Figure D44. Strike/Dip/Rake variations in bin 4125297540.

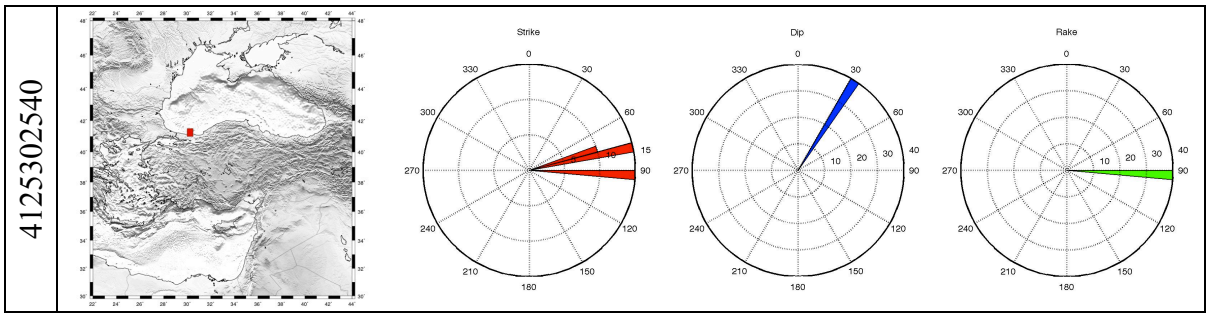

Figure D45. Strike/Dip/Rake variations in bin 4125302540.

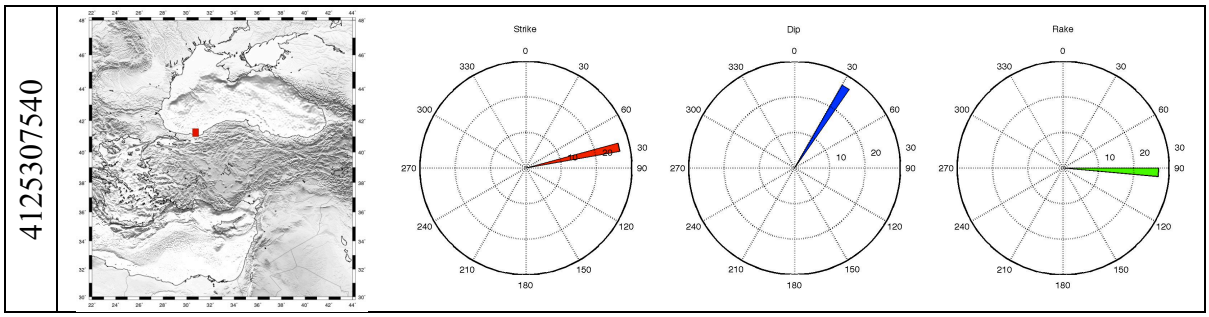

Figure D46. Strike/Dip/Rake variations in bin 4125307540.

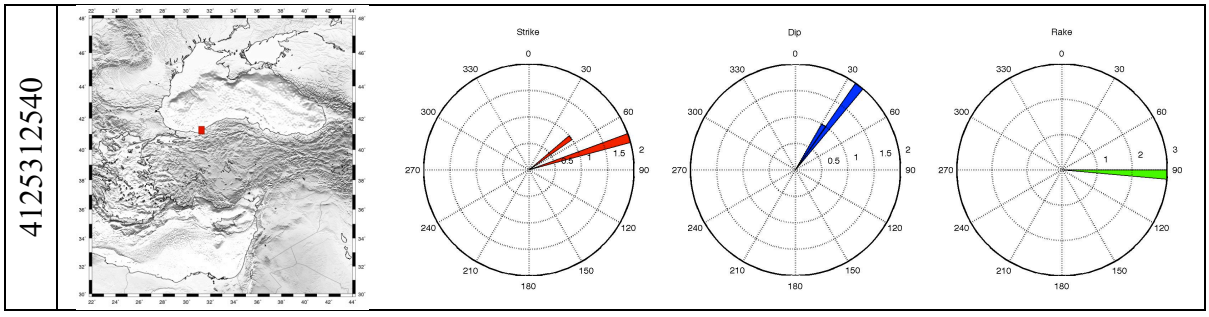

Figure D47. Strike/Dip/Rake variations in bin 4125312540.

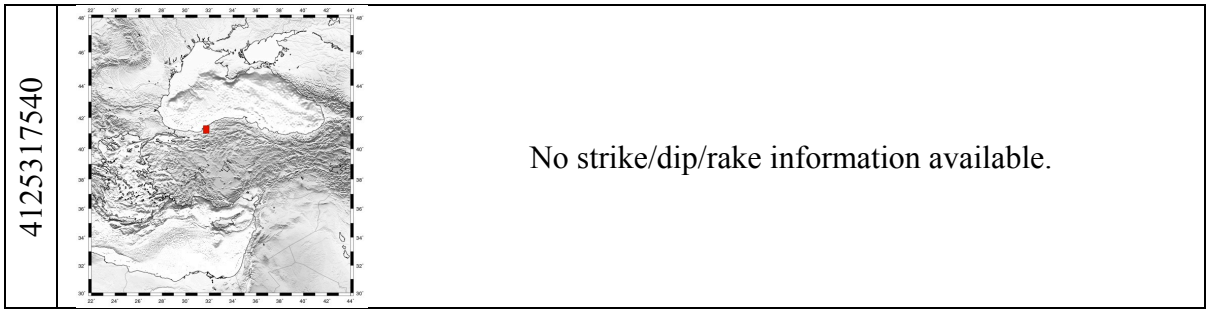

Figure D48. Strike/Dip/Rake variations in bin 4125317540.

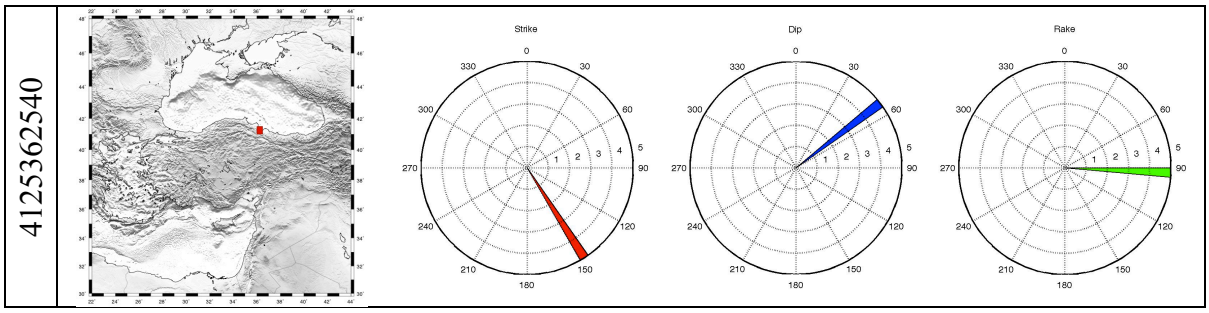

Figure D49. Strike/Dip/Rake variations in bin 4125362540.

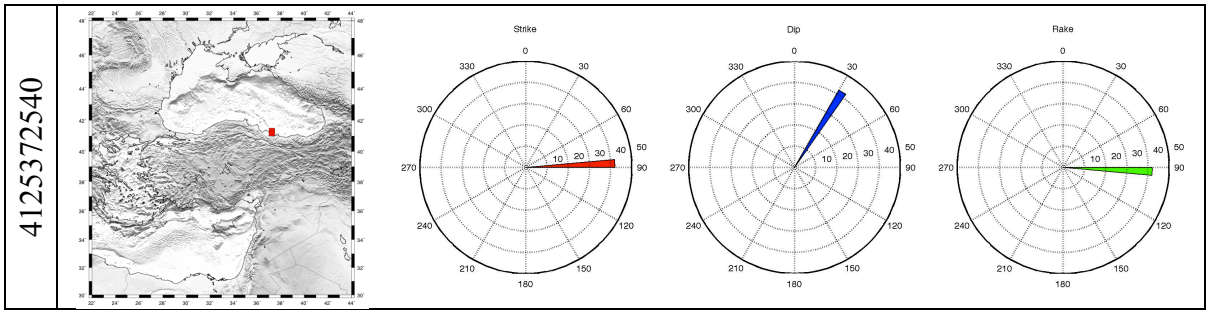

Figure D50. Strike/Dip/Rake variations in bin 4125372540.

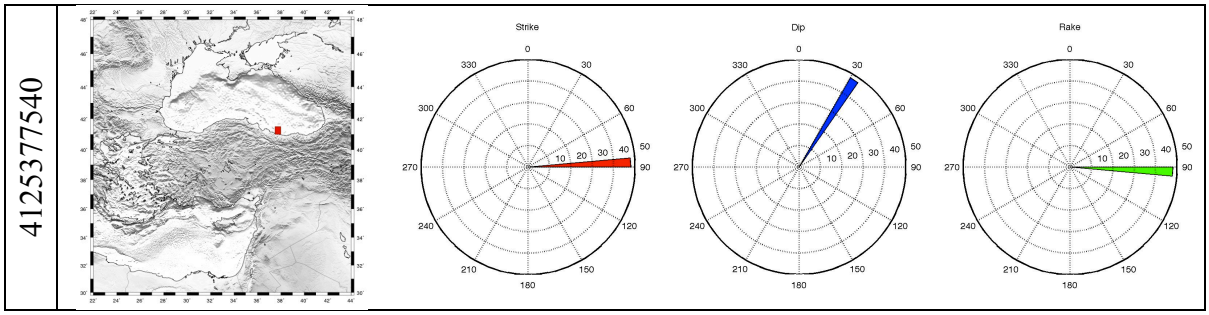

Figure D1. Strike/Dip/Rake variations in bin 4125377540.

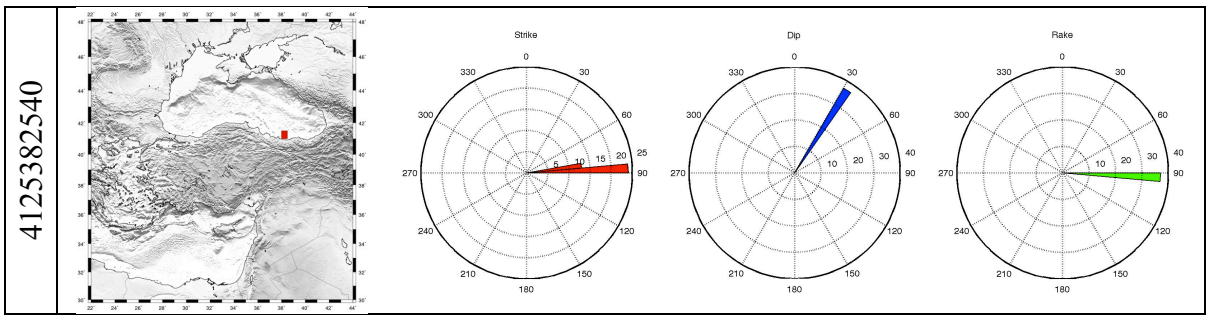

Figure D52. Strike/Dip/Rake variations in bin 4125382540.

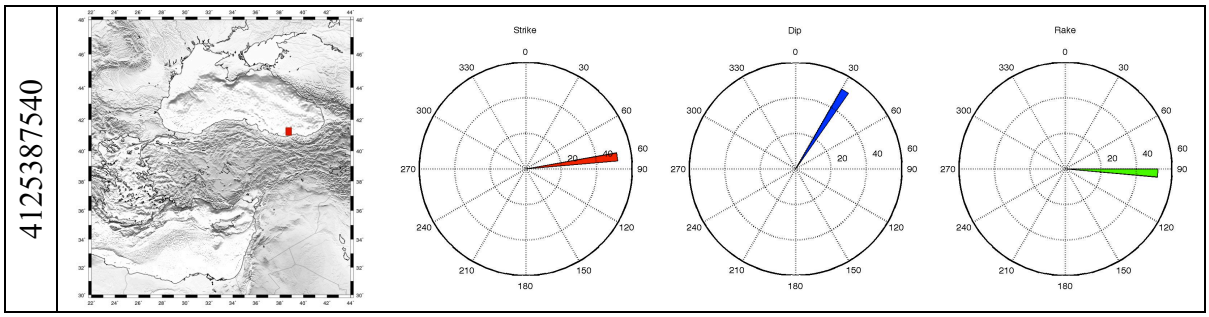

Figure D53. Strike/Dip/Rake variations in bin 4125387540.

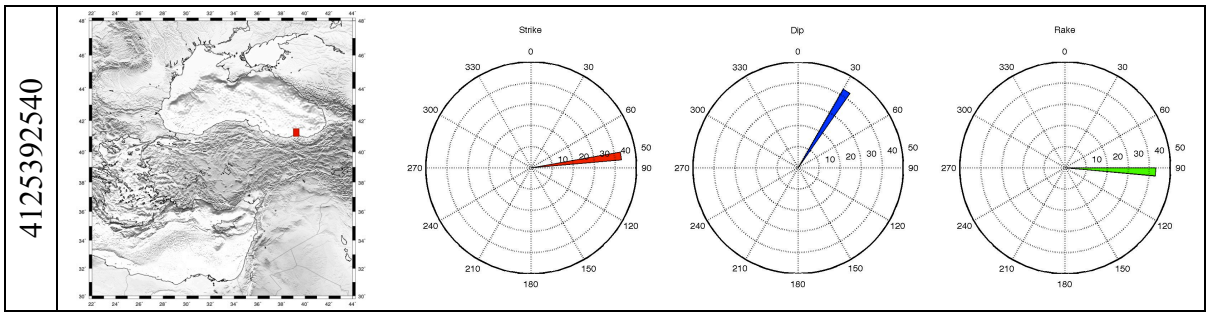

Figure D54. Strike/Dip/Rake variations in bin 4125392540.

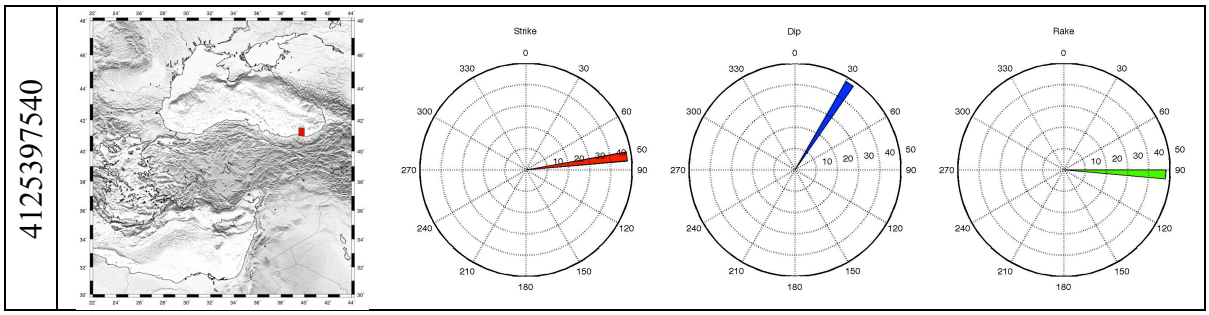

Figure D55. Strike/Dip/Rake variations in bin 4125397540.

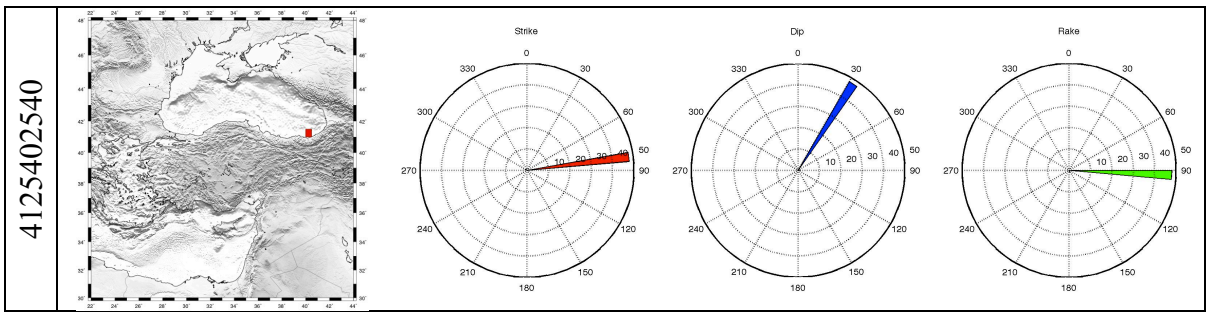

Figure D56. Strike/Dip/Rake variations in bin 4125402540.

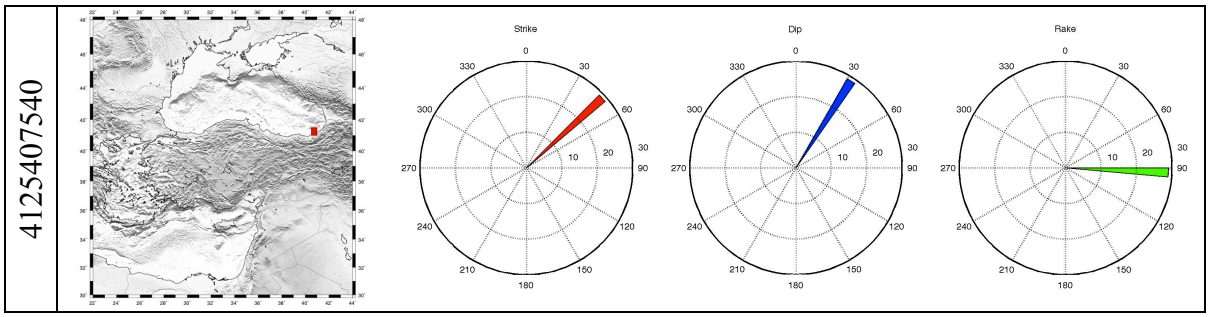

Figure D57. Strike/Dip/Rake variations in bin 4125407540.

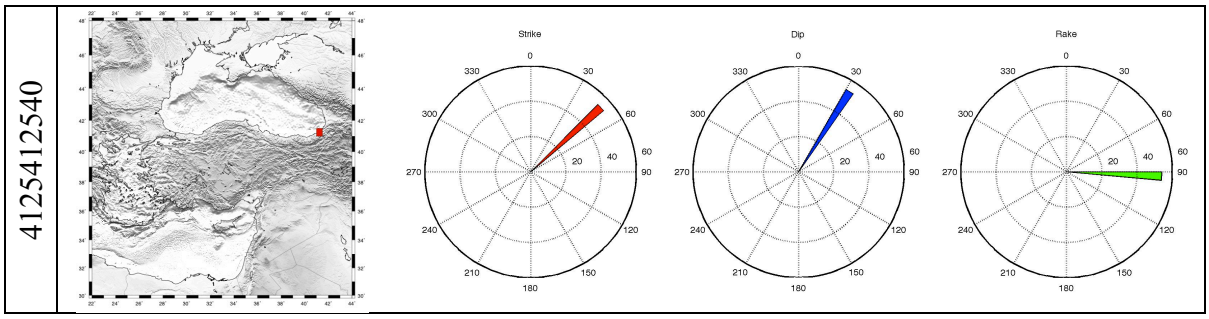

Figure D58. Strike/Dip/Rake variations in bin 4125412540.

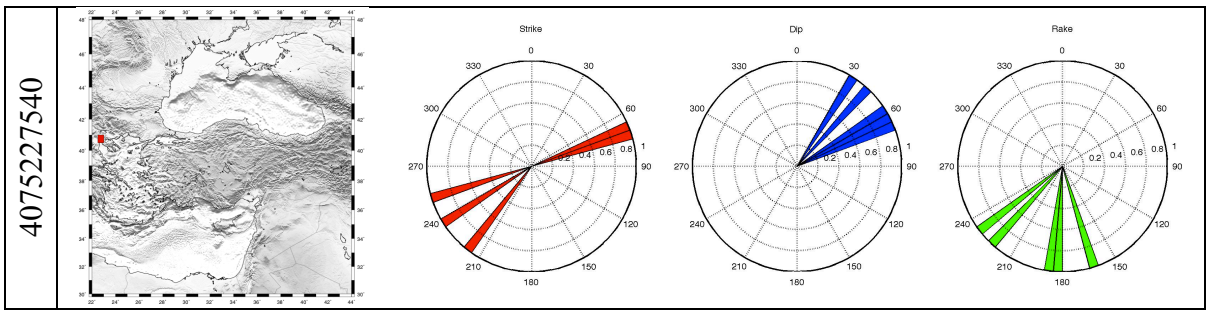

Figure D59. Strike/Dip/Rake variations in bin 4075227540.

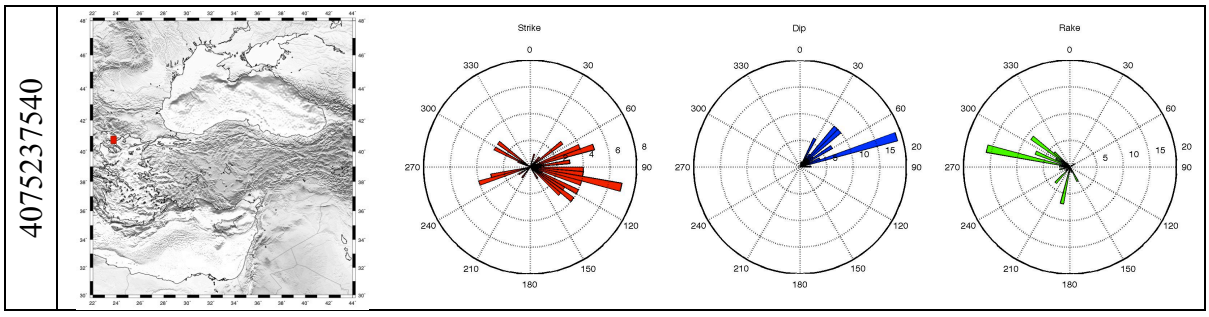

Figure D60. Strike/Dip/Rake variations in bin 4075237540.

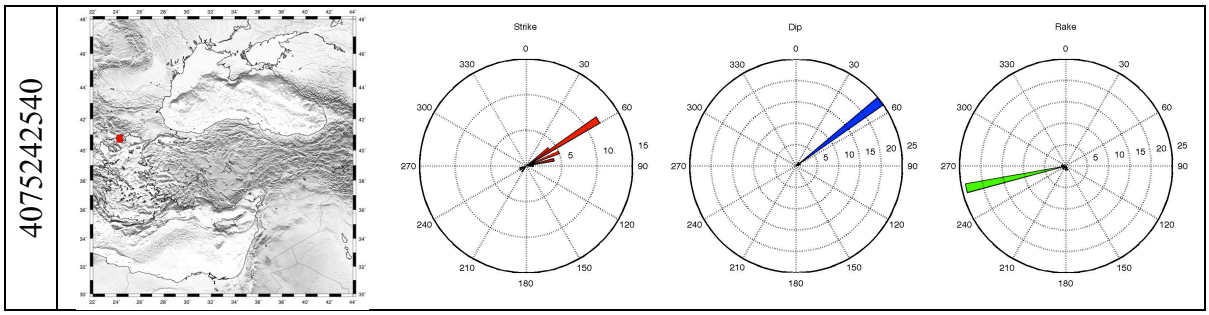

Figure D61. Strike/Dip/Rake variations in bin 4075242540.

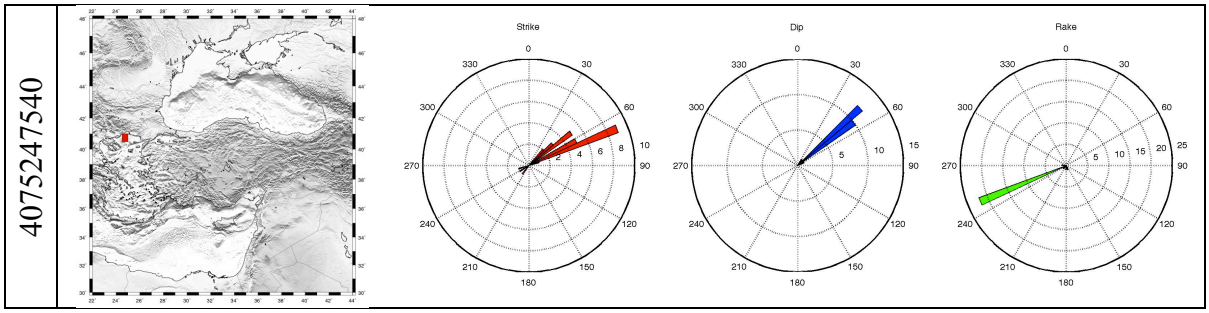

Figure D62. Strike/Dip/Rake variations in bin 4075247540.

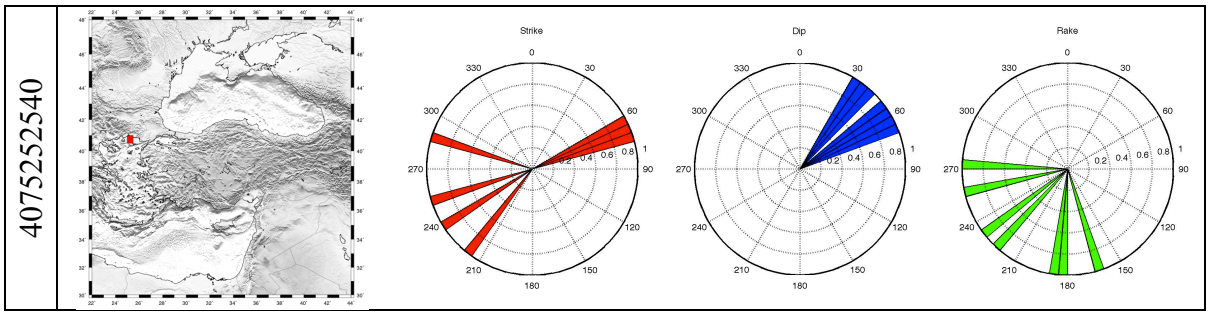

Figure D63. Strike/Dip/Rake variations in bin 4075252540.

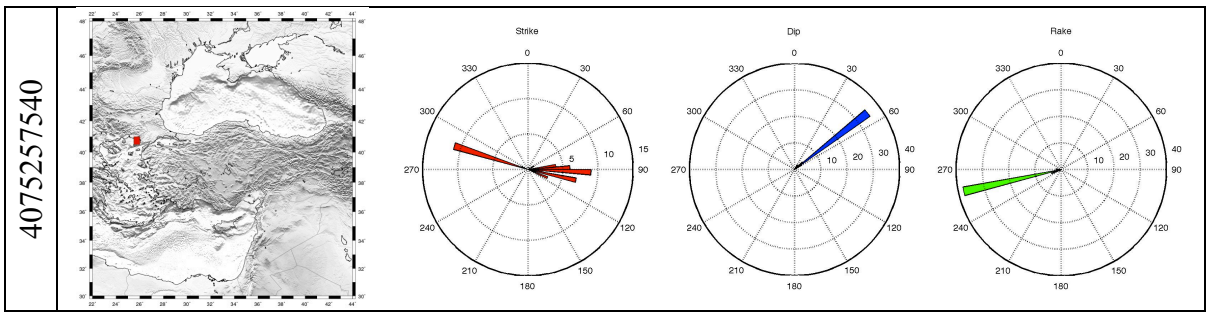

Figure D64. Strike/Dip/Rake variations in bin 4075257540.

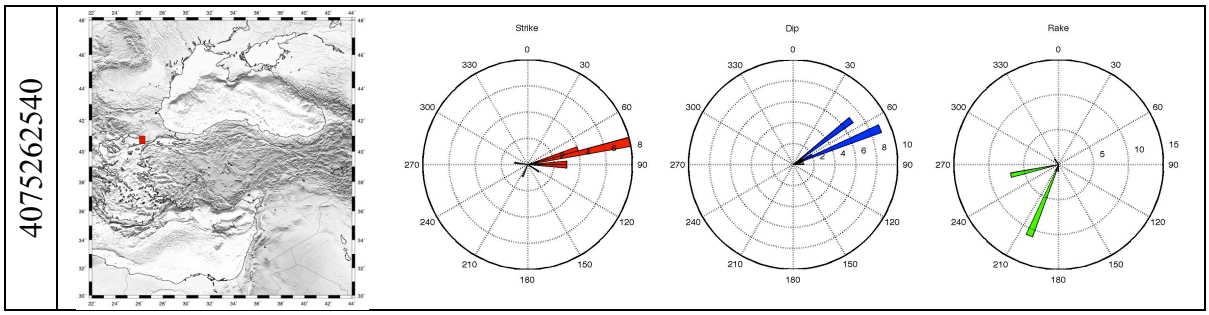

Figure D65. Strike/Dip/Rake variations in bin 4075262540.

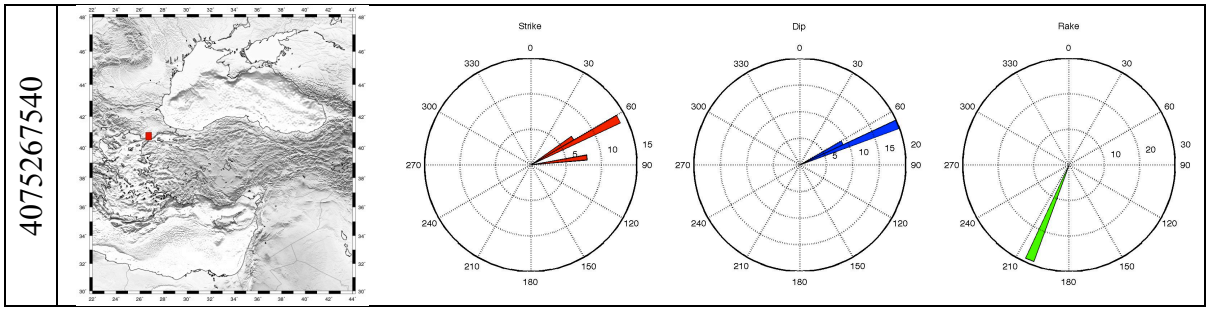

Figure D66. Strike/Dip/Rake variations in bin 4075267540.

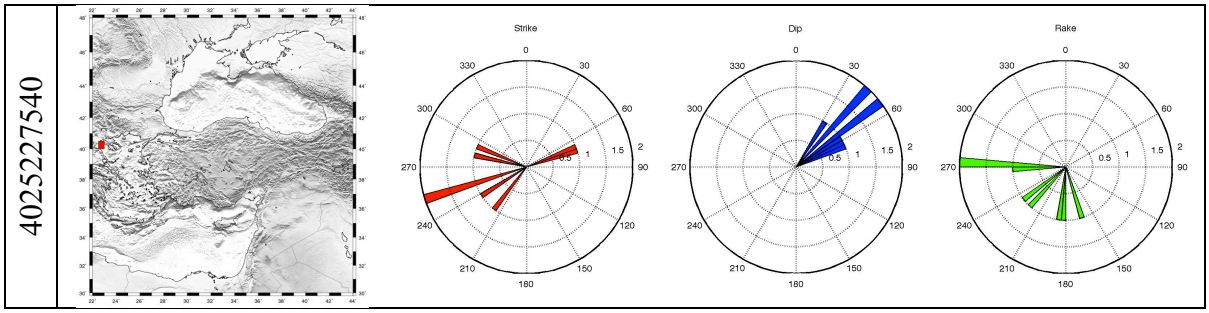

Figure D67. Strike/Dip/Rake variations in bin 4025227540.

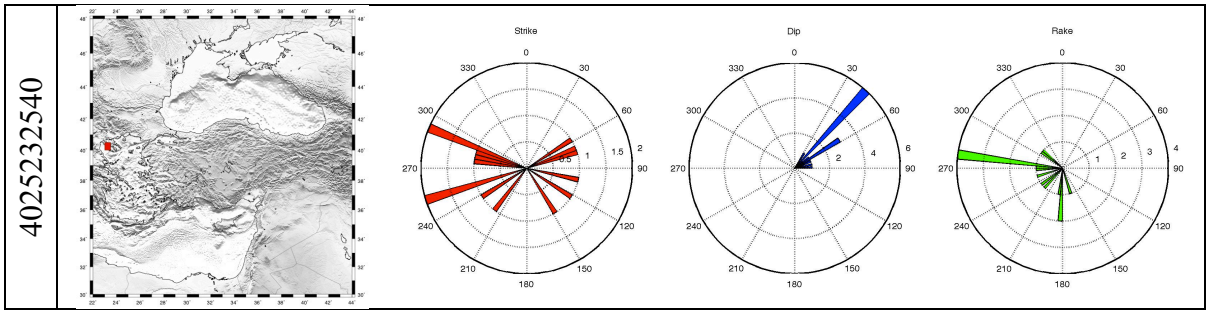

Figure D68. Strike/Dip/Rake variations in bin 4025232540.

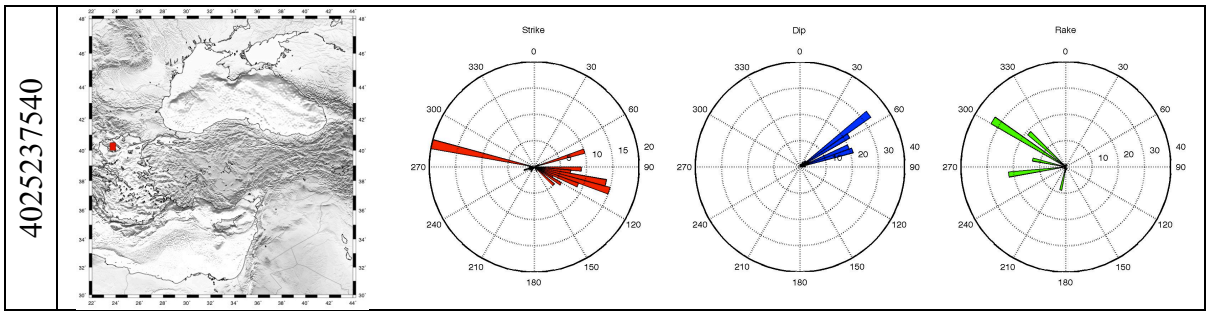

Figure D69. Strike/Dip/Rake variations in bin 4025237540.

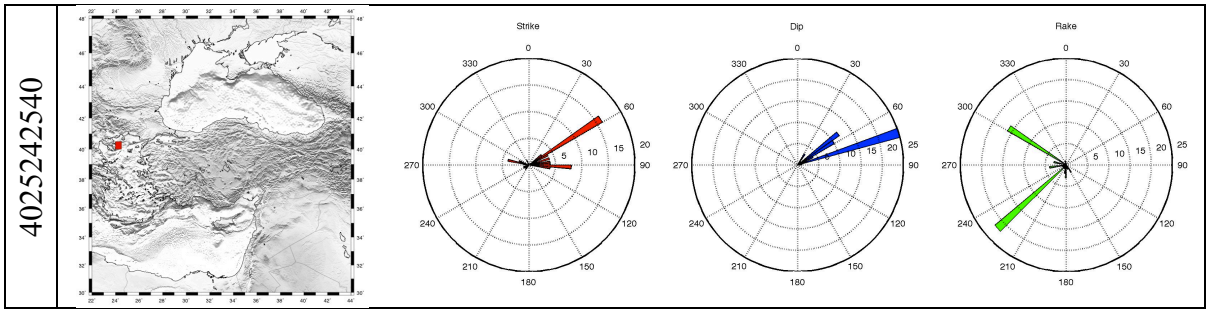

Figure D70. Strike/Dip/Rake variations in bin 4025242540.

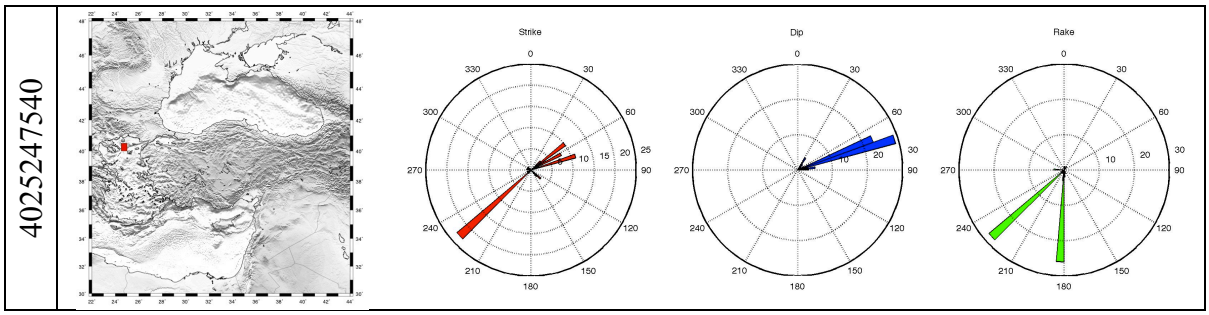

Figure D71. Strike/Dip/Rake variations in bin 4025247540.

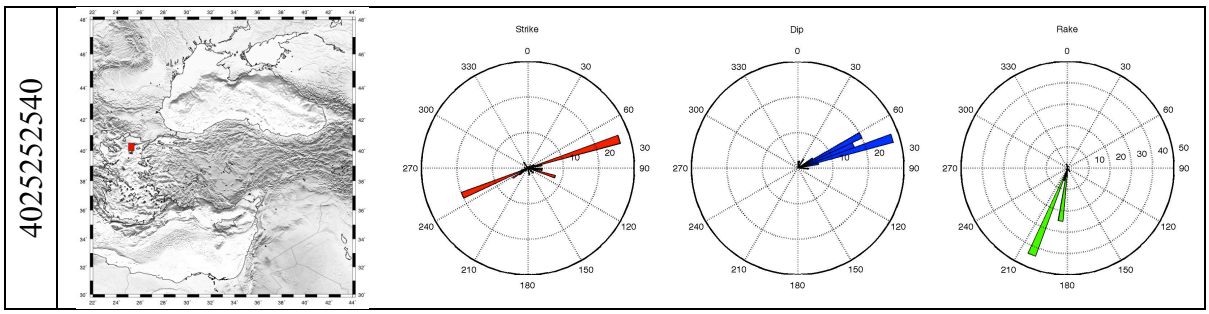

Figure D72. Strike/Dip/Rake variations in bin 4025252540.

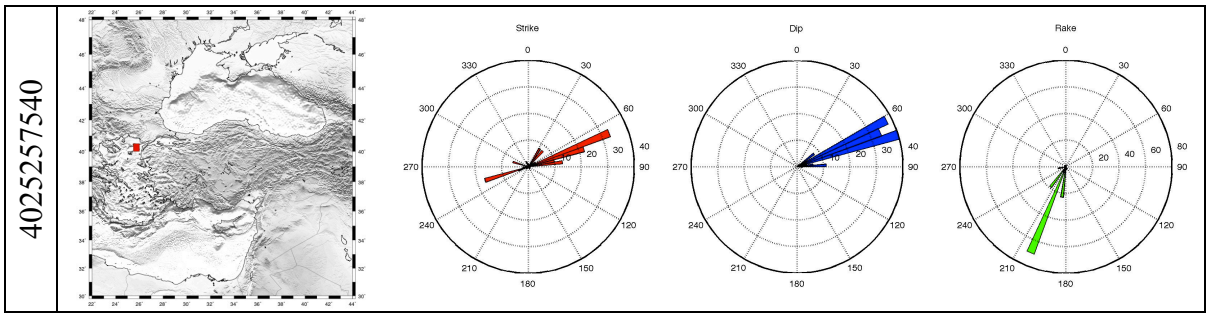

Figure D73. Strike/Dip/Rake variations in bin 4025257540.

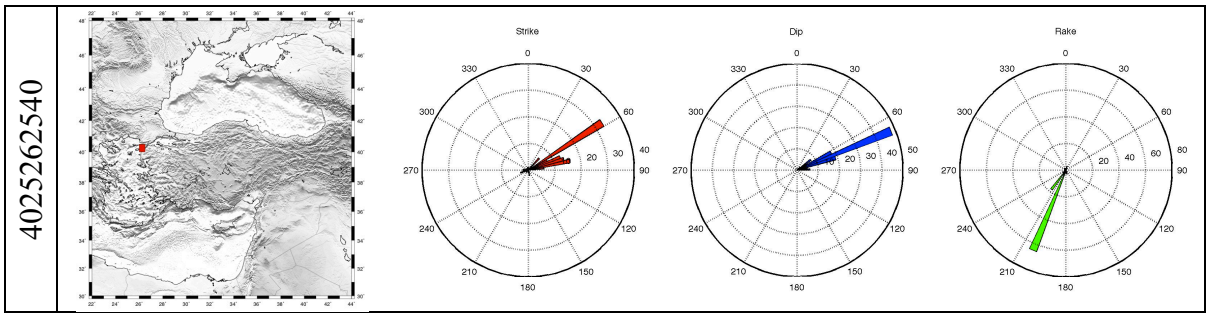

Figure D74. Strike/Dip/Rake variations in bin 4025262540.

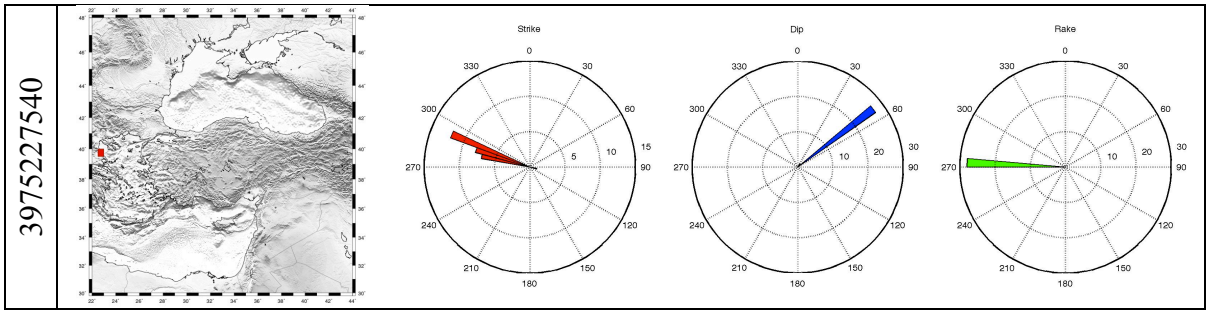

Figure D75. Strike/Dip/Rake variations in bin 3975227540.

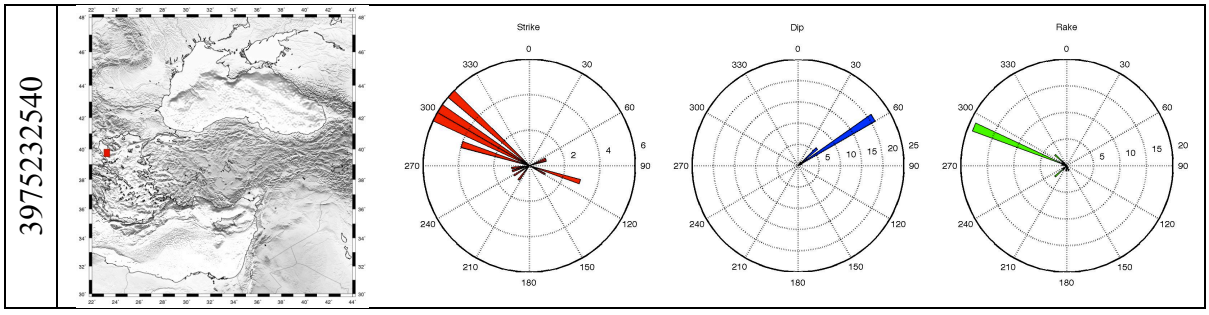

Figure D76. Strike/Dip/Rake variations in bin 3975232540.

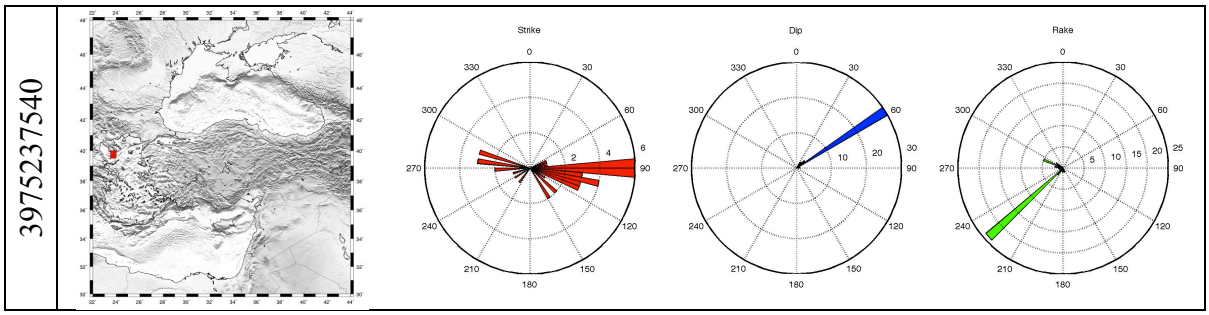

Figure D77. Strike/Dip/Rake variations in bin 3975237540.

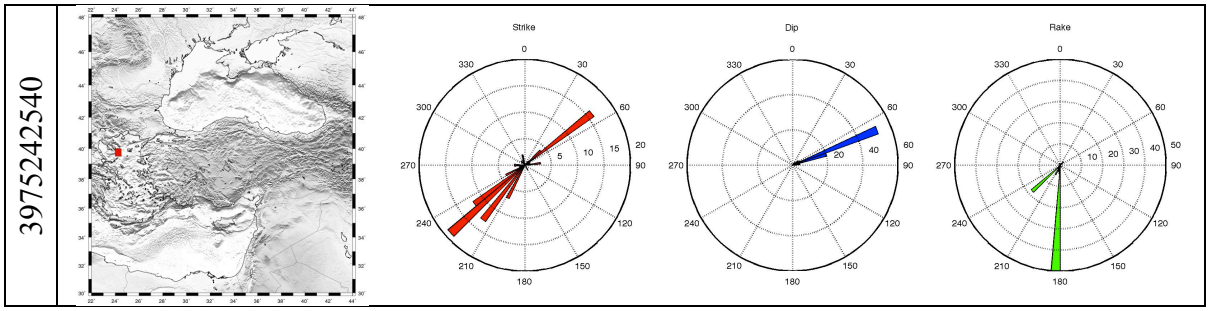

Figure D78. Strike/Dip/Rake variations in bin 3975242540.

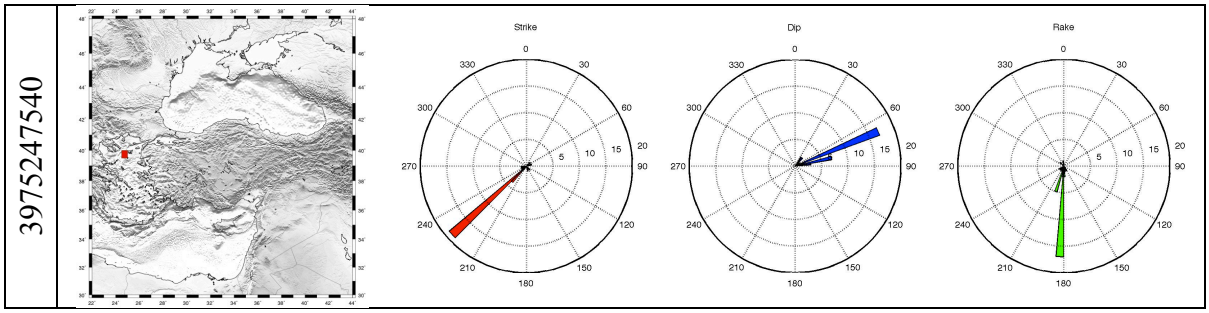

Figure D79. Strike/Dip/Rake variations in bin 3975247540.

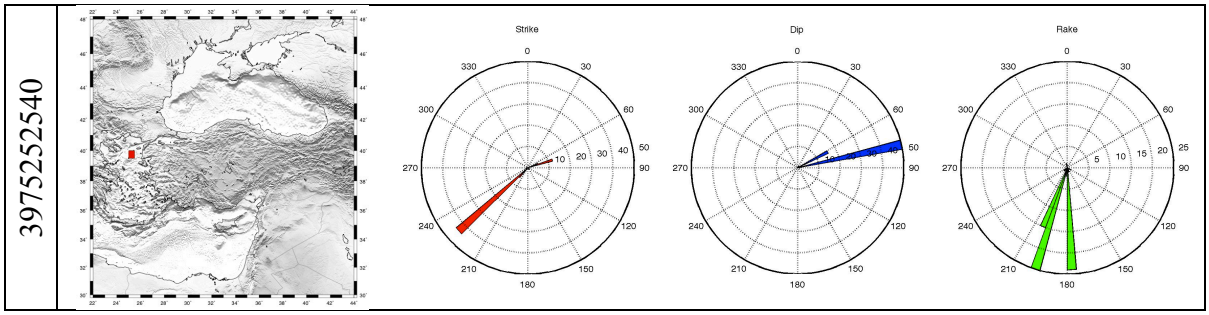

Figure D80. Strike/Dip/Rake variations in bin 3975252540.

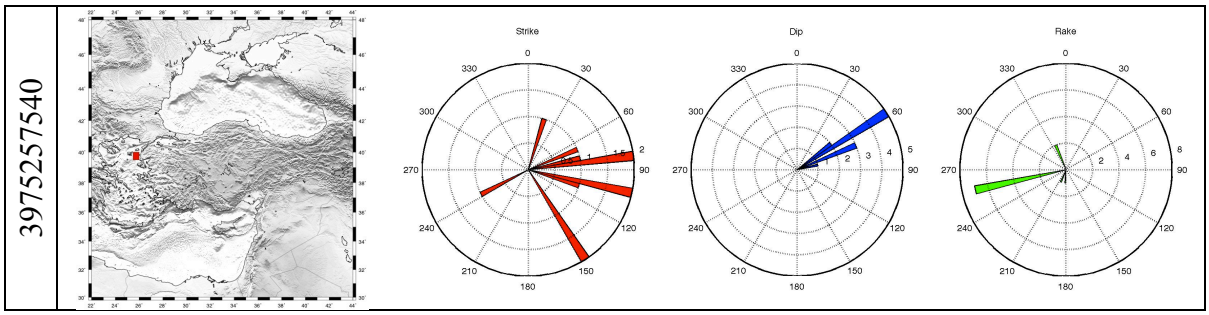

Figure D81. Strike/Dip/Rake variations in bin 3975257540.

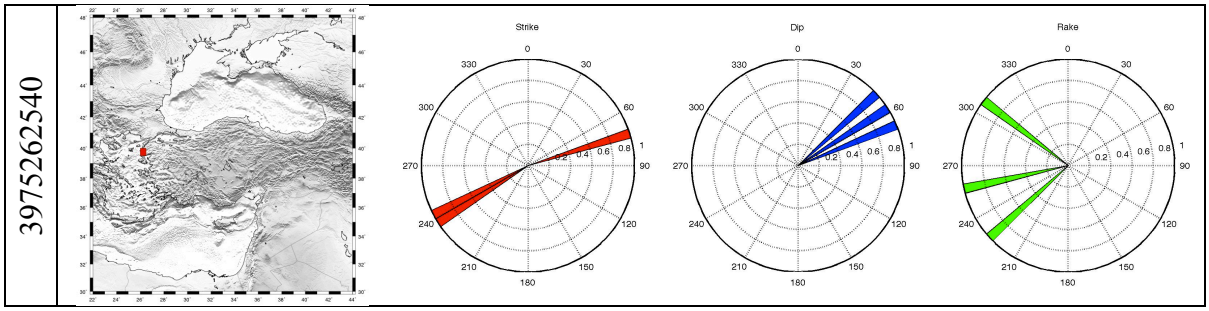

Figure D82. Strike/Dip/Rake variations in bin 3975262540.

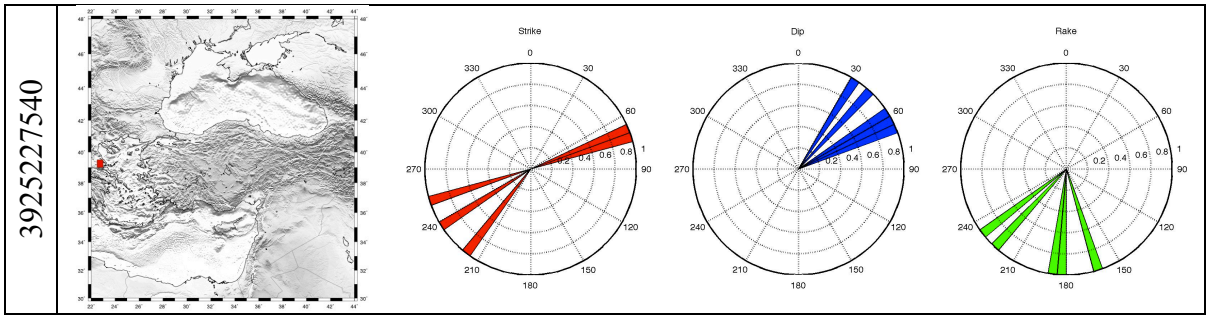

Figure D83. Strike/Dip/Rake variations in bin 3925227540.

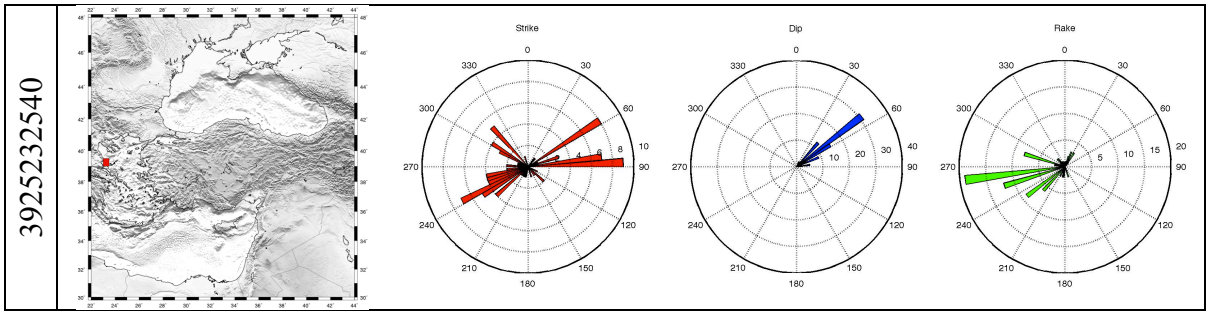

Figure D84. Strike/Dip/Rake variations in bin 3925232540.

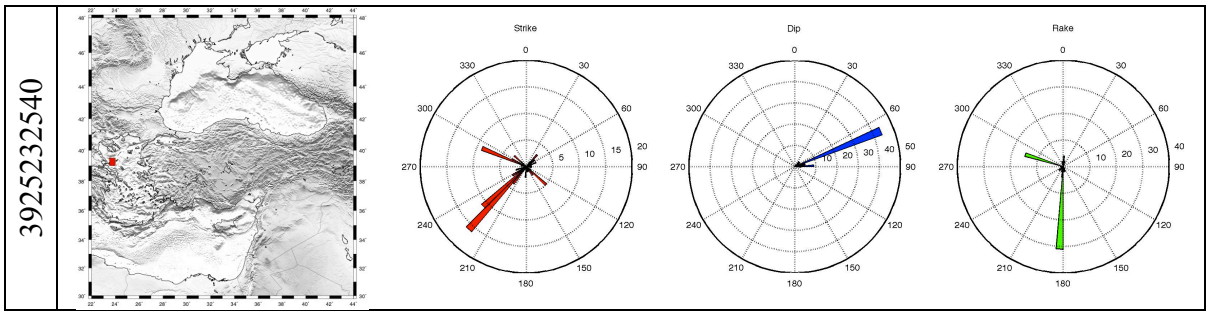

Figure D85. Strike/Dip/Rake variations in bin 3925232540.

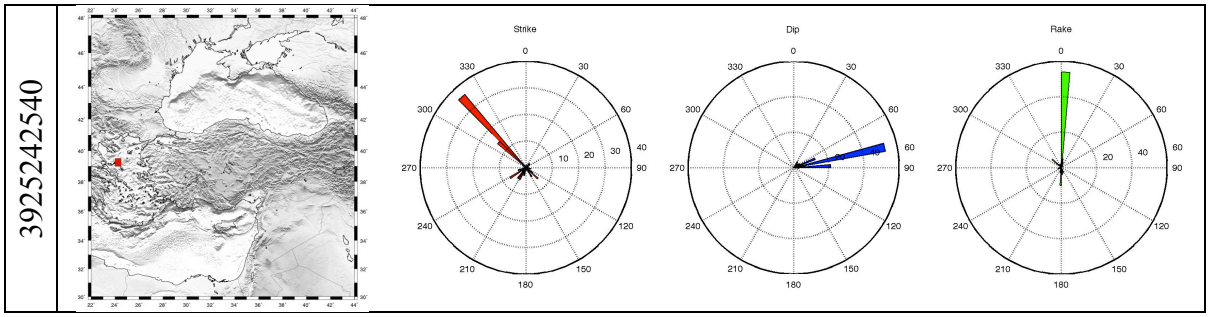

Figure D86. Strike/Dip/Rake variations in bin 3925242540.

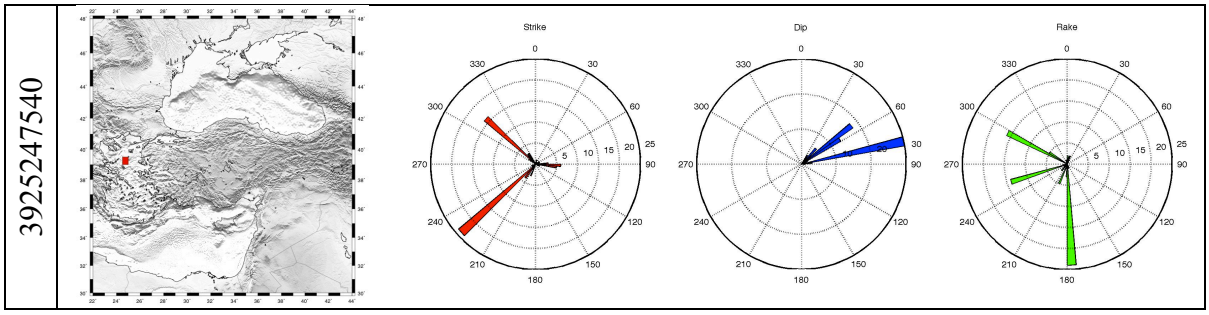

Figure D87. Strike/Dip/Rake variations in bin 3925247540.

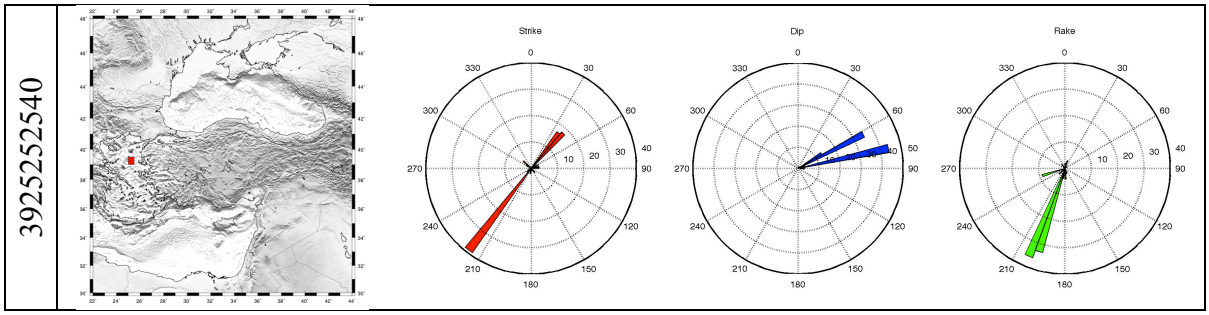

Figure D88. Strike/Dip/Rake variations in bin 3925252540.

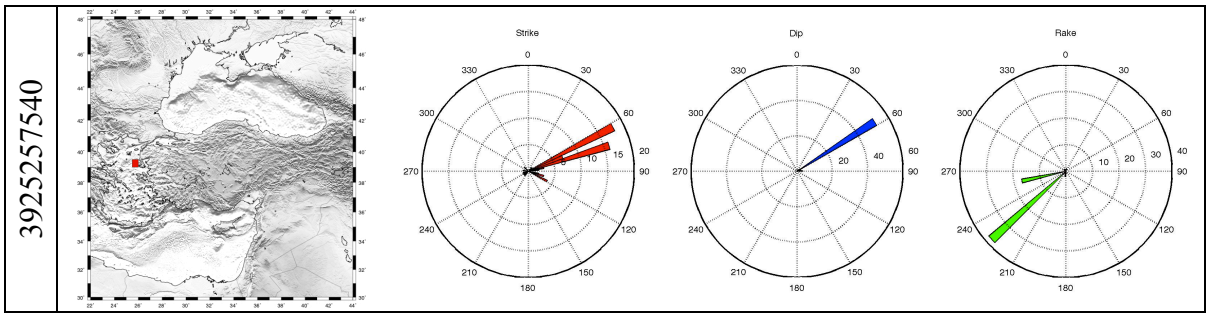

Figure D89. Strike/Dip/Rake variations in bin 3925257540.

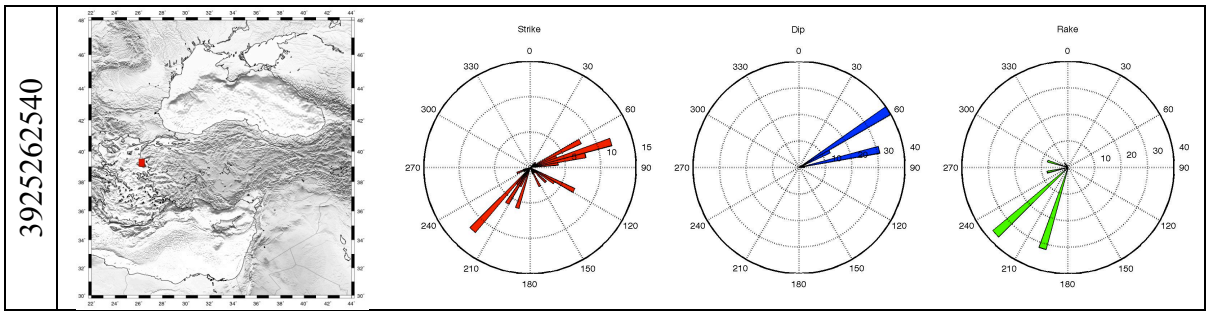

Figure D90. Strike/Dip/Rake variations in bin 3925262540.

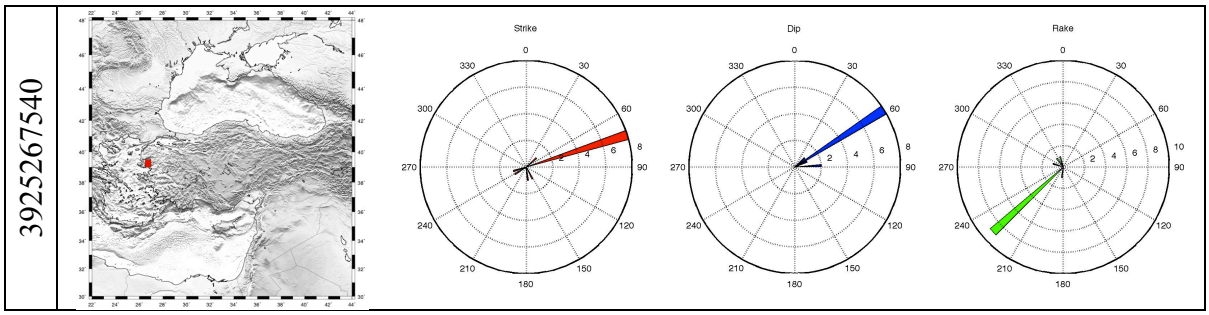

Figure D91. Strike/Dip/Rake variations in bin 3925267540.

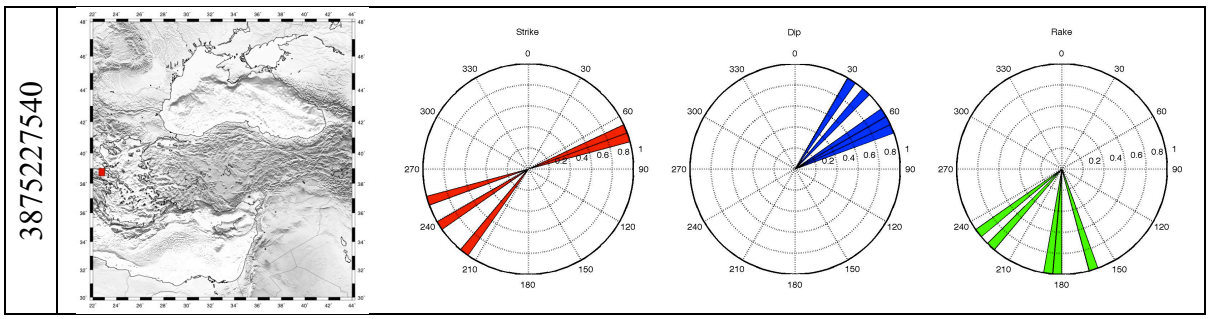

Figure D92. Strike/Dip/Rake variations in bin 3875227540.

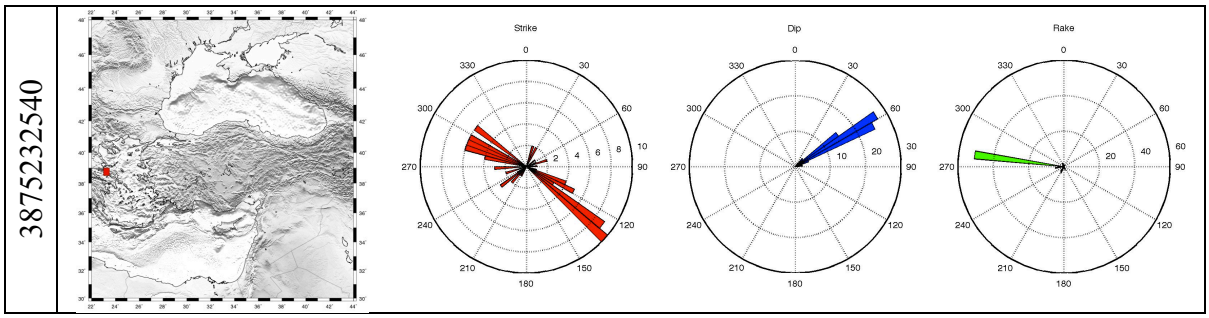

Figure D93. Strike/Dip/Rake variations in bin 3875232540.

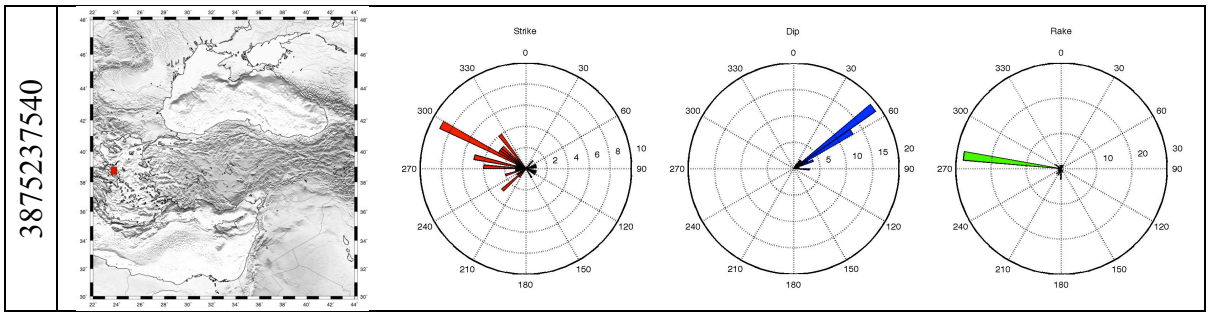

Figure D94. Strike/Dip/Rake variations in bin 3875237540.

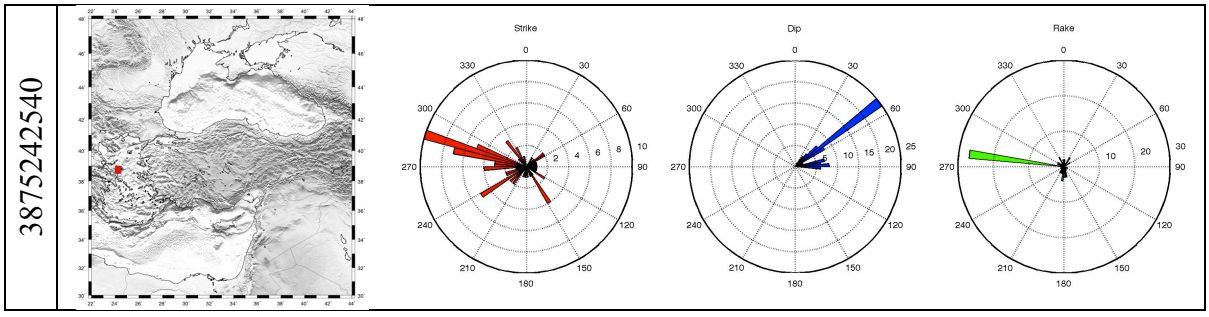

Figure D95. Strike/Dip/Rake variations in bin 3875242540.

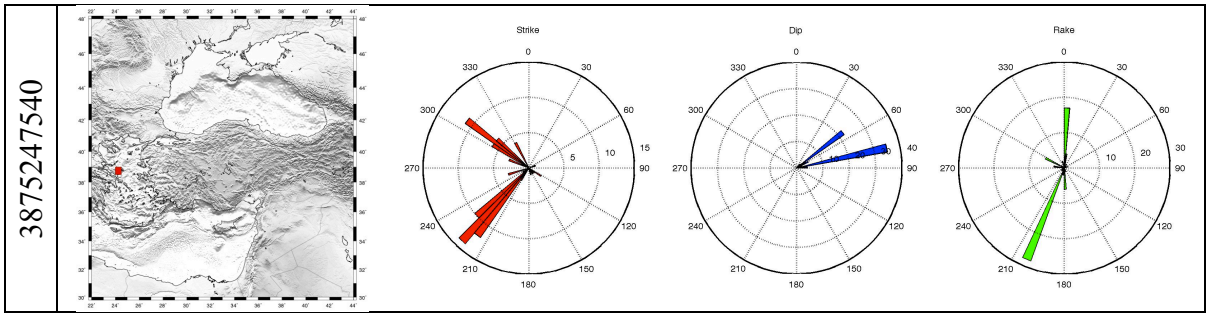

Figure D96. Strike/Dip/Rake variations in bin 3875247540.

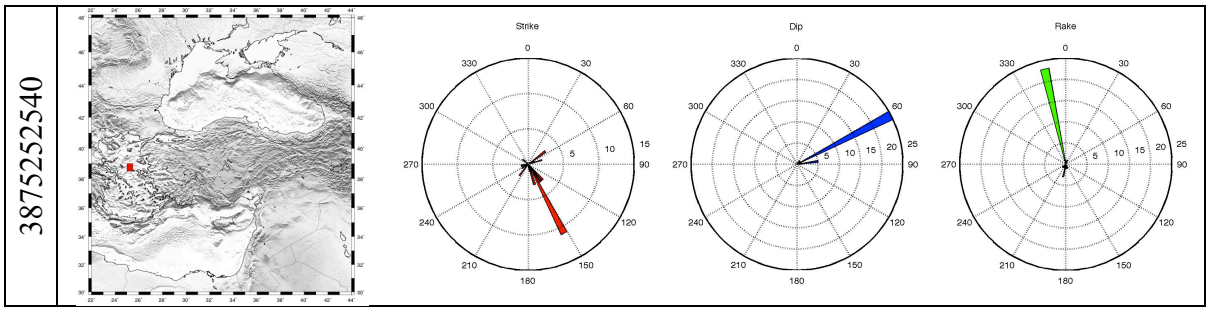

Figure D97. Strike/Dip/Rake variations in bin 3875252540.

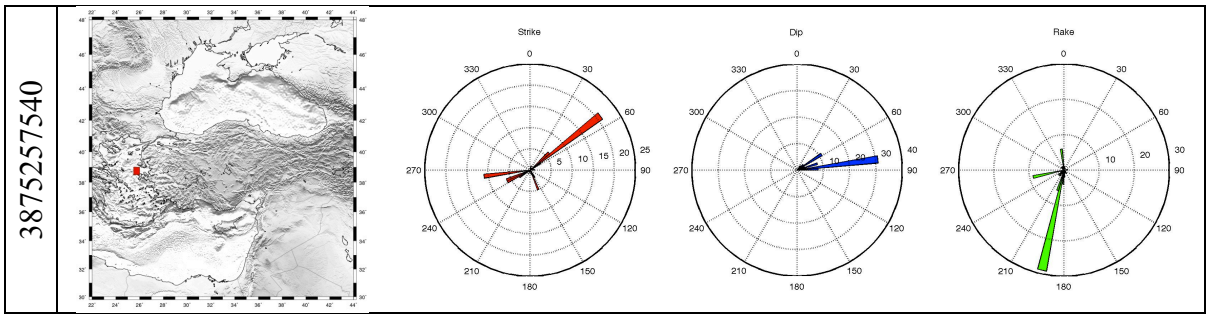

Figure D98. Strike/Dip/Rake variations in bin 3875257540.

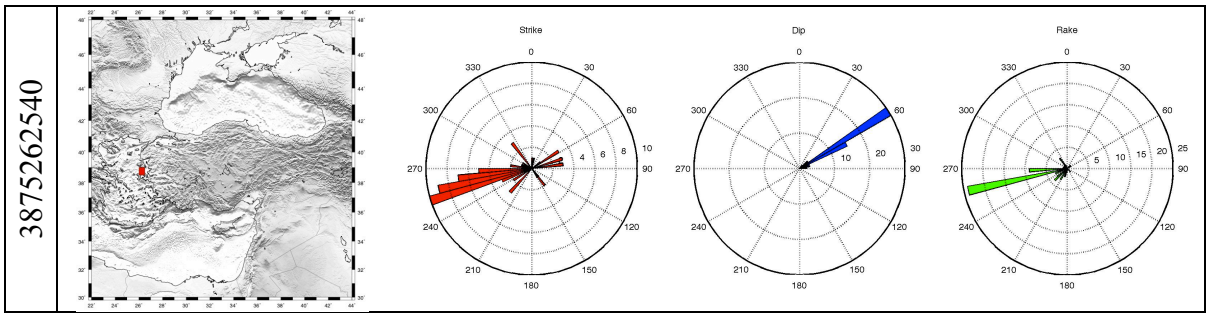

Figure D99. Strike/Dip/Rake variations in bin 3875262540.

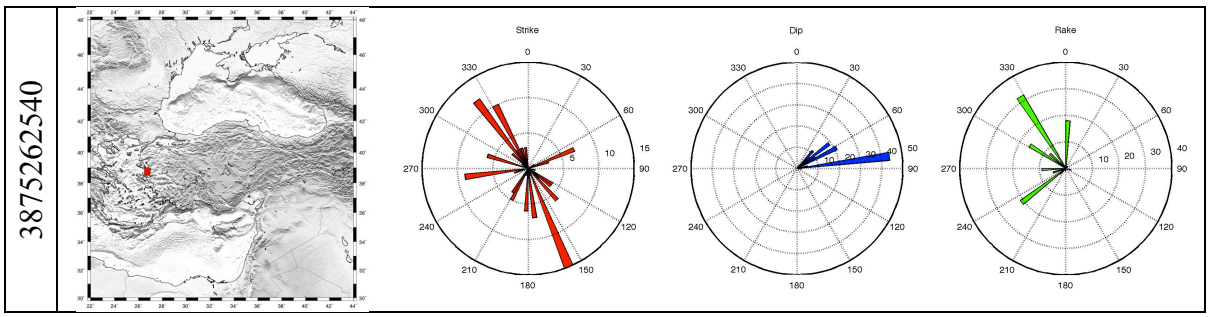

Figure D100. Strike/Dip/Rake variations in bin 3875262540.

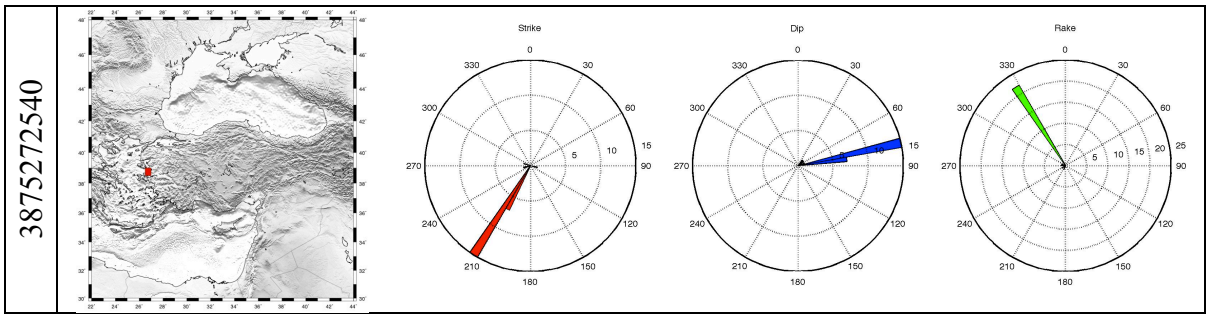

Figure D101. Strike/Dip/Rake variations in bin 3875272540.

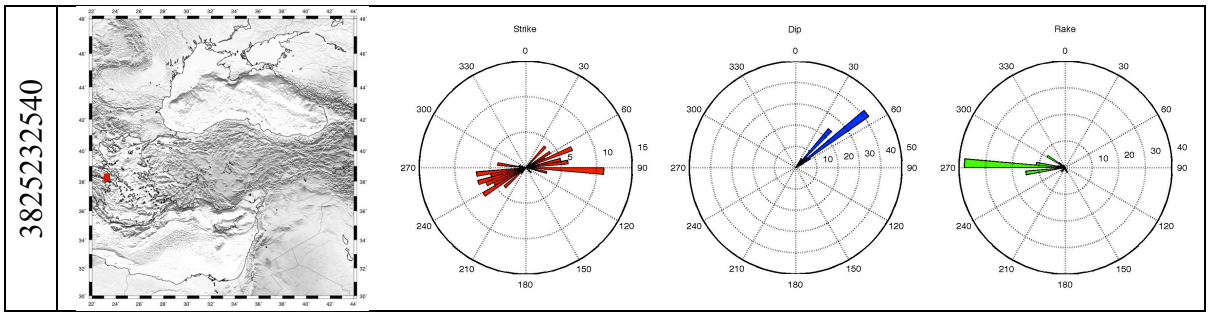

Figure D102. Strike/Dip/Rake variations in bin 3825232540.

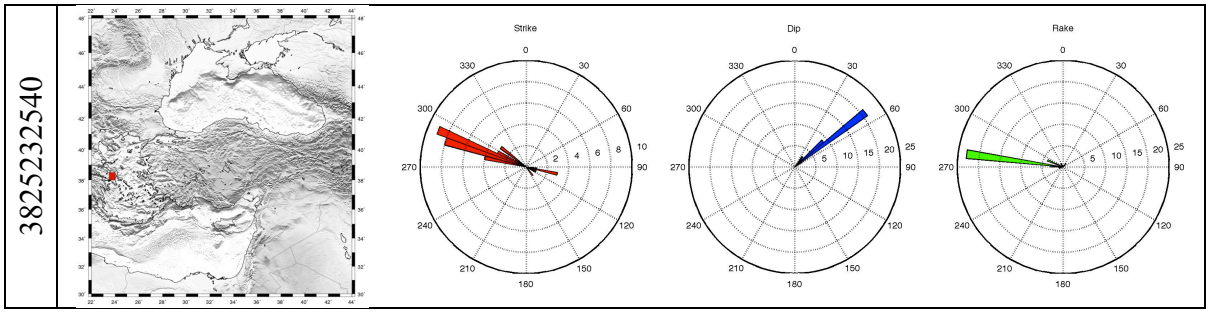

Figure D103. Strike/Dip/Rake variations in bin 3825232540.

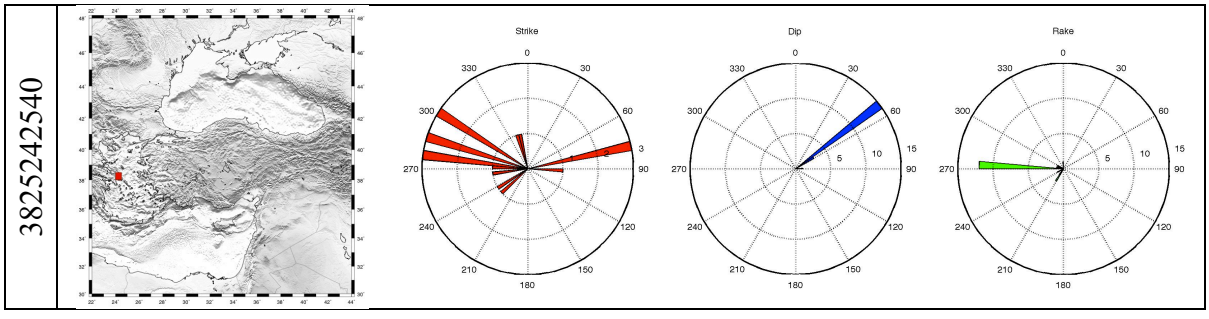

Figure D104. Strike/Dip/Rake variations in bin 3825242540.

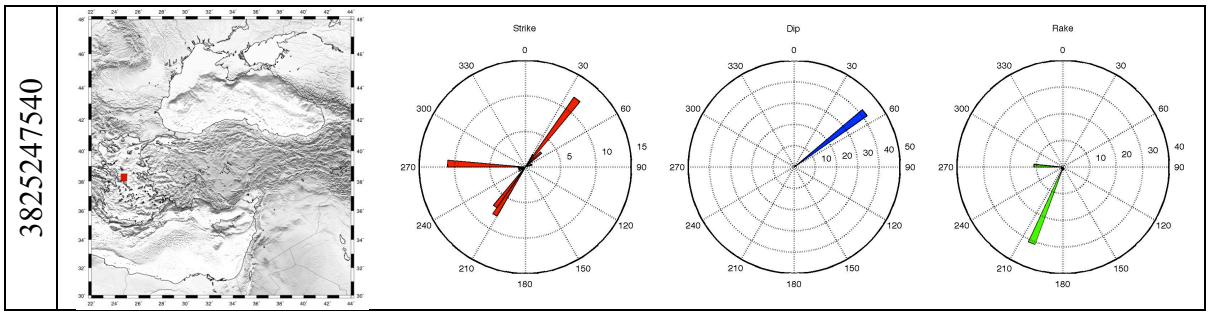

Figure D105. Strike/Dip/Rake variations in bin 3825247540.

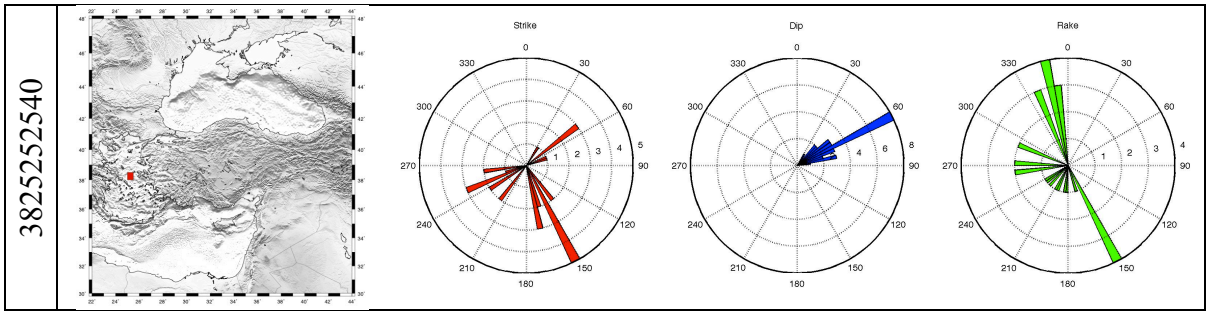

Figure D106. Strike/Dip/Rake variations in bin 3825252540.

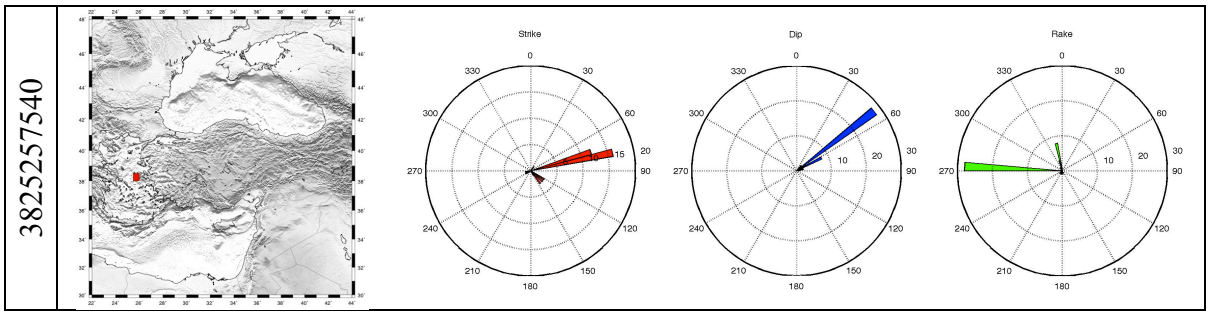

Figure D107. Strike/Dip/Rake variations in bin 3825257540.

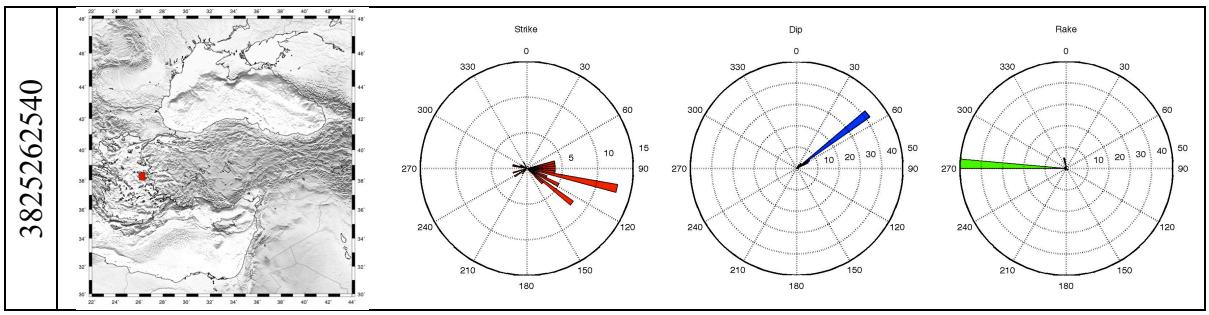

Figure D108. Strike/Dip/Rake variations in bin 3825262540.

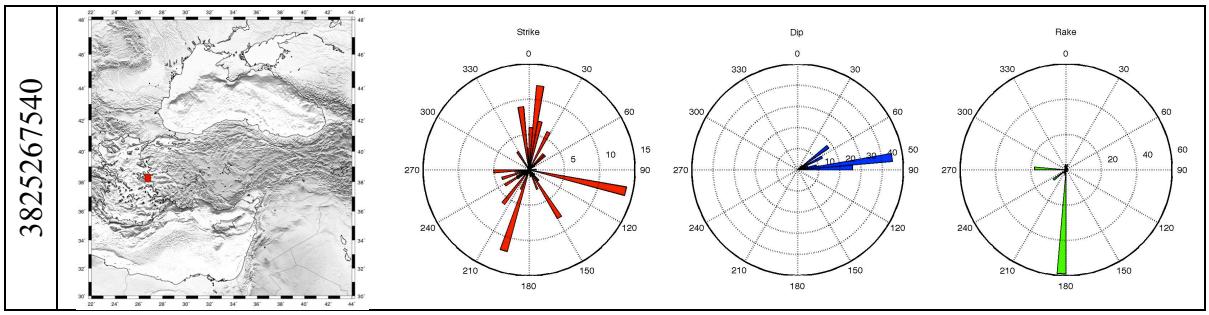

Figure D109. Strike/Dip/Rake variations in bin 3825267540.

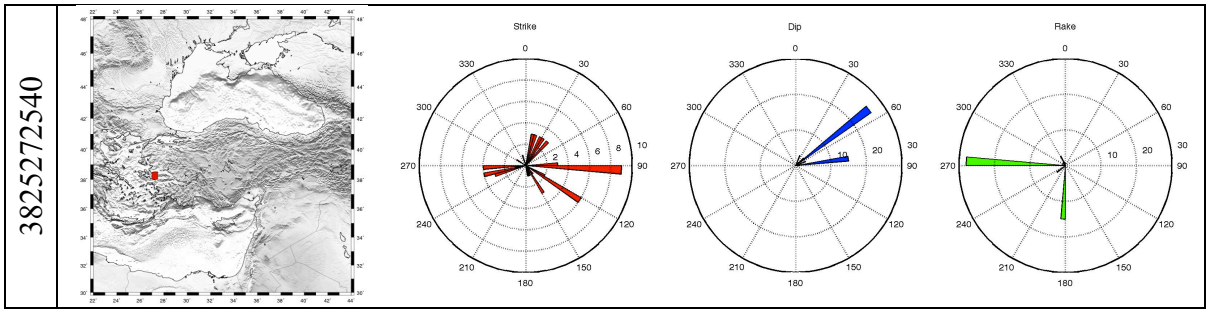

Figure D110. Strike/Dip/Rake variations in bin 3825272540.

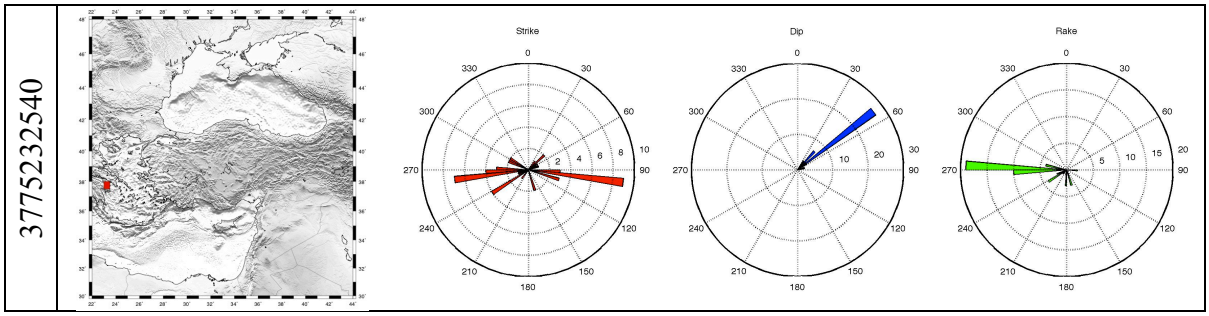

Figure D111. Strike/Dip/Rake variations in bin 3775232540.

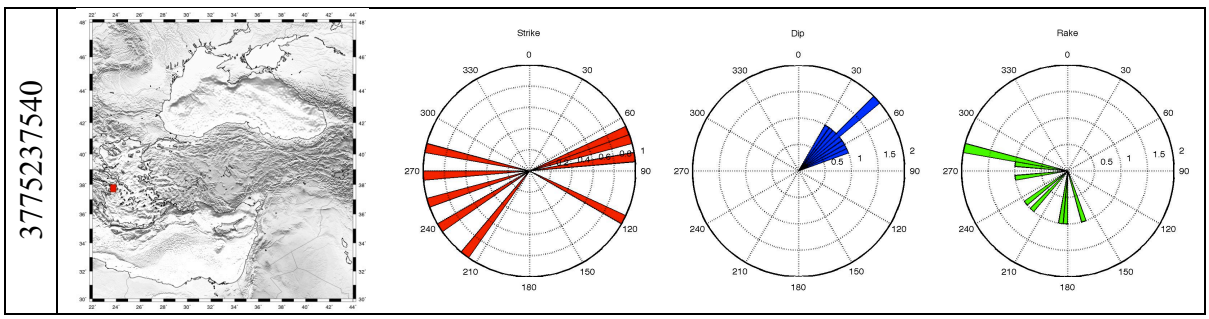

Figure D112. Strike/Dip/Rake variations in bin 3775237540.

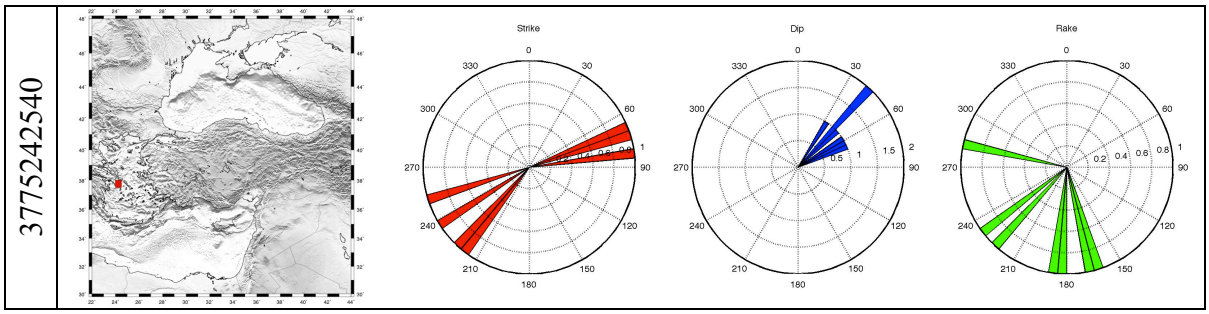

Figure D113. Strike/Dip/Rake variations in bin 3775242540.

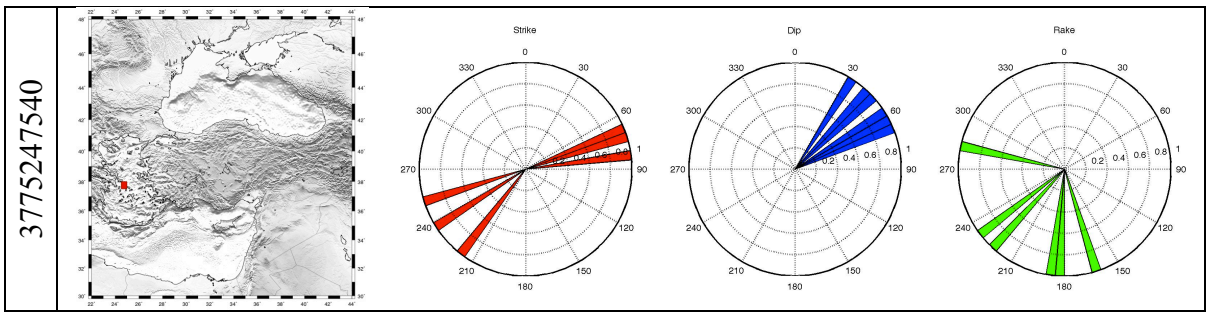

Figure D114. Strike/Dip/Rake variations in bin 3775247540.

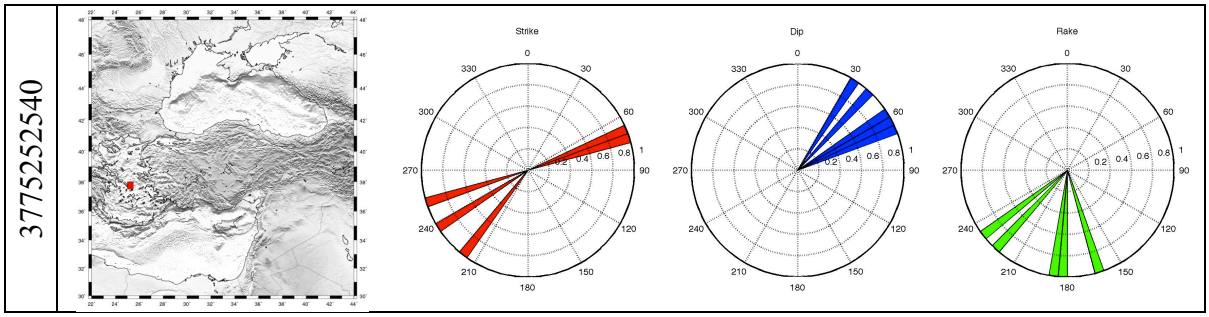

Figure D115. Strike/Dip/Rake variations in bin 3775252540.

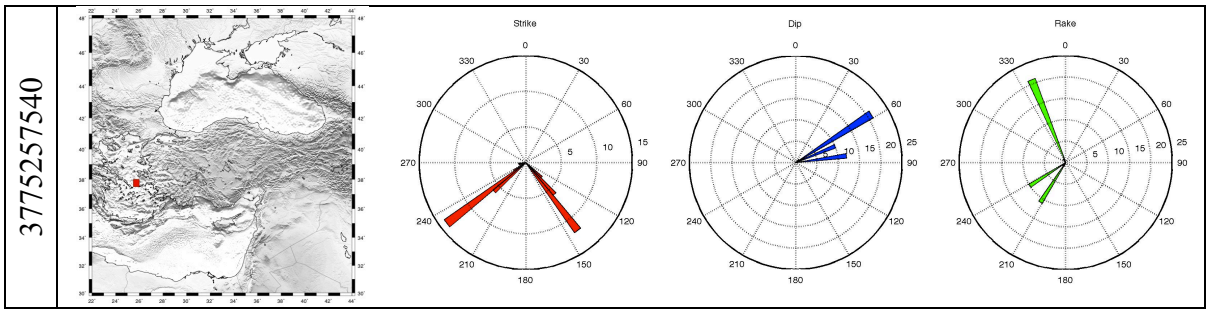

Figure D116. Strike/Dip/Rake variations in bin 3775257540.

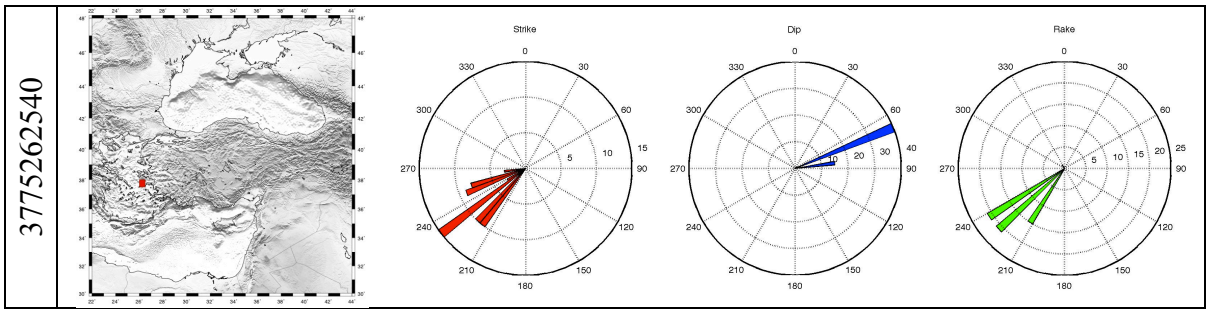

Figure D117. Strike/Dip/Rake variations in bin 3775262540.

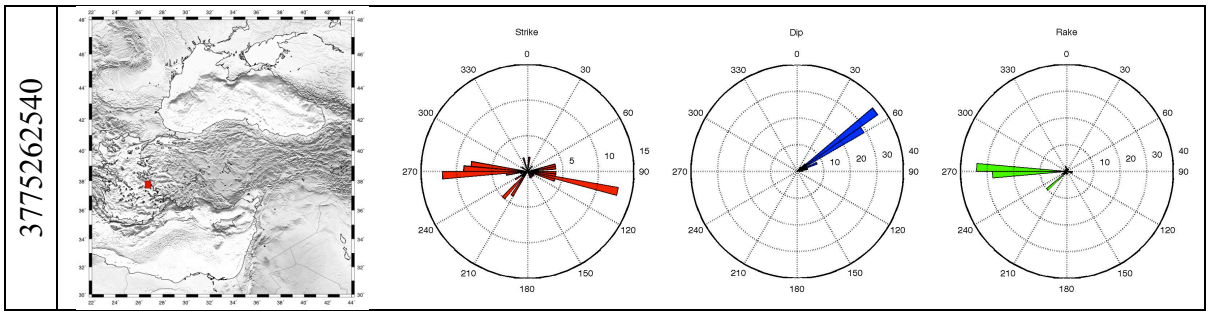

Figure D118. Strike/Dip/Rake variations in bin 3775262540.

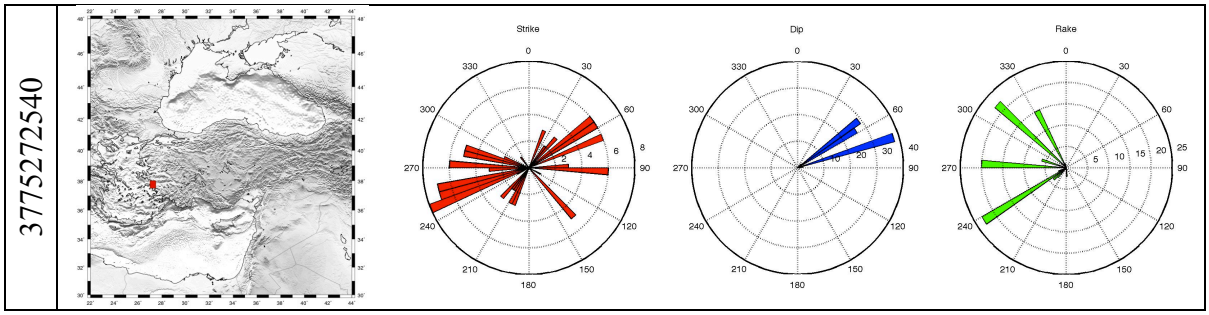

Figure D119. Strike/Dip/Rake variations in bin 3775272540.

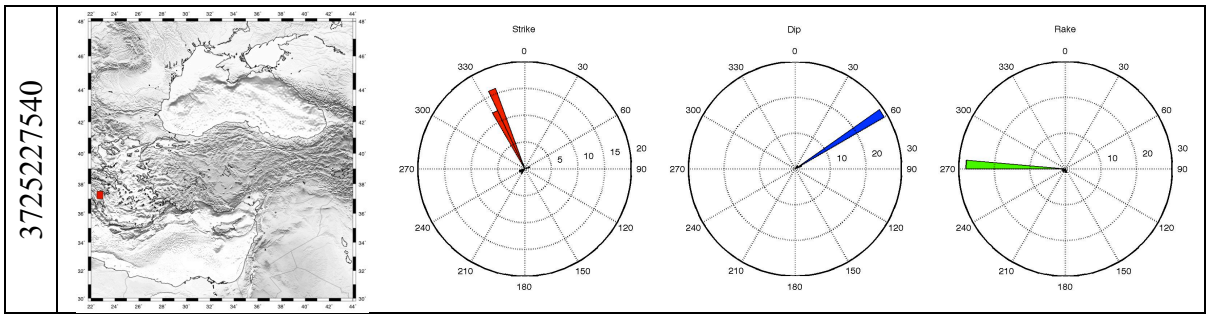

Figure D120. Strike/Dip/Rake variations in bin 3725227540.

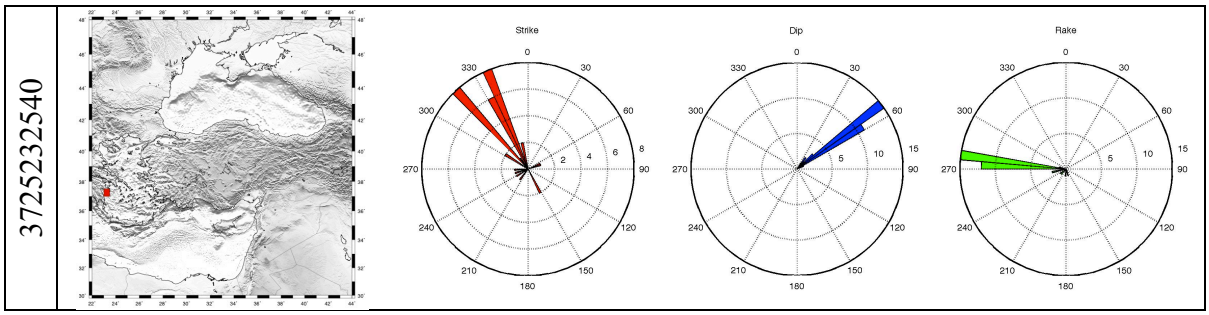

Figure D121. Strike/Dip/Rake variations in bin 3725232540.

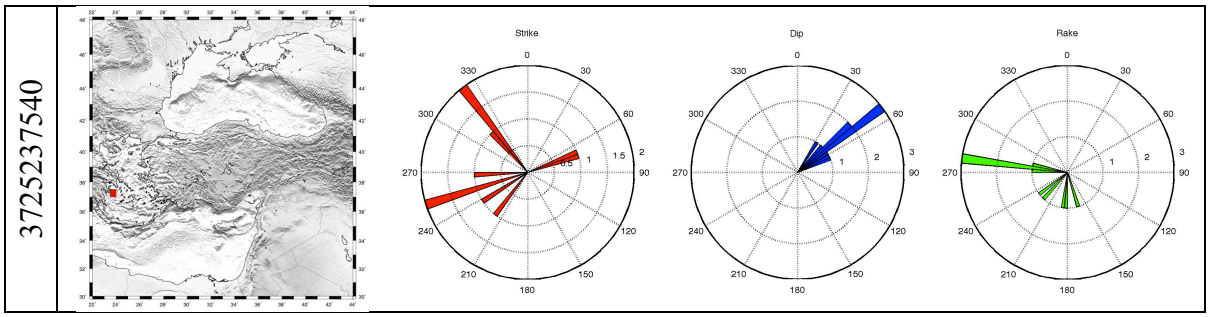

Figure D122. Strike/Dip/Rake variations in bin 3725237540.

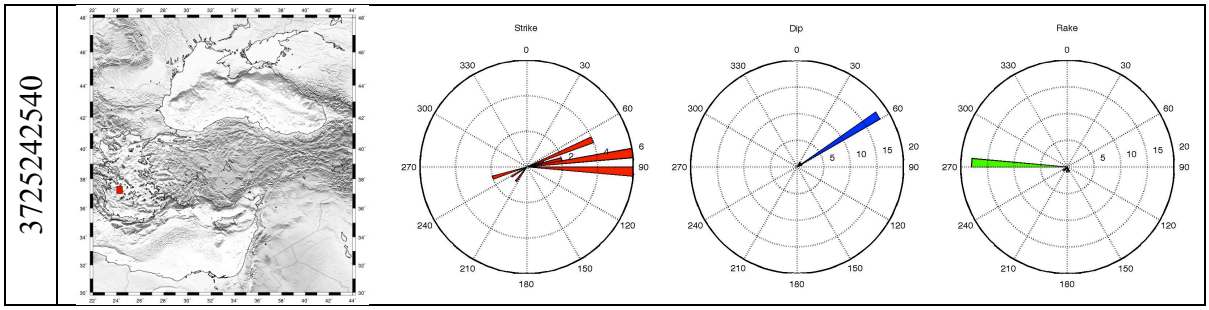

Figure D123. Strike/Dip/Rake variations in bin 3725242540.

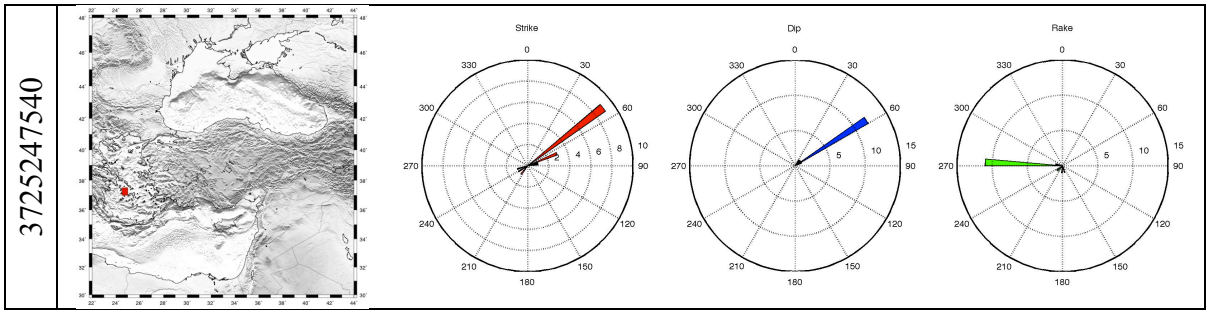

Figure D124. Strike/Dip/Rake variations in bin 3725247540.

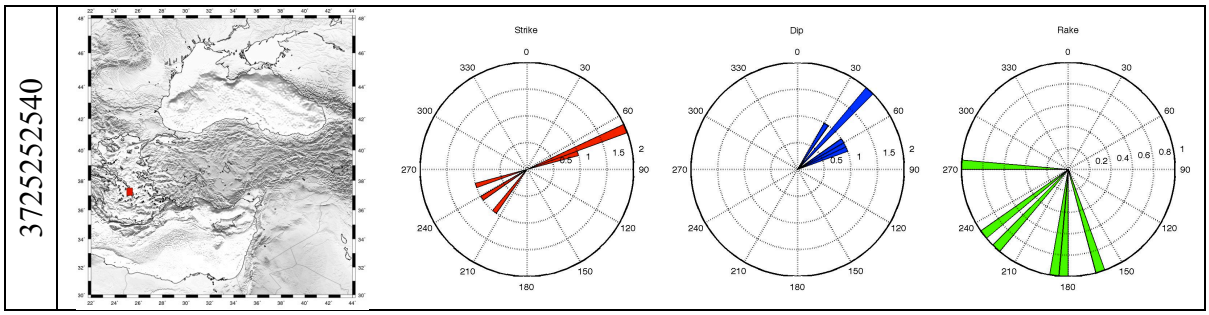

Figure D125. Strike/Dip/Rake variations in bin 3725252540.

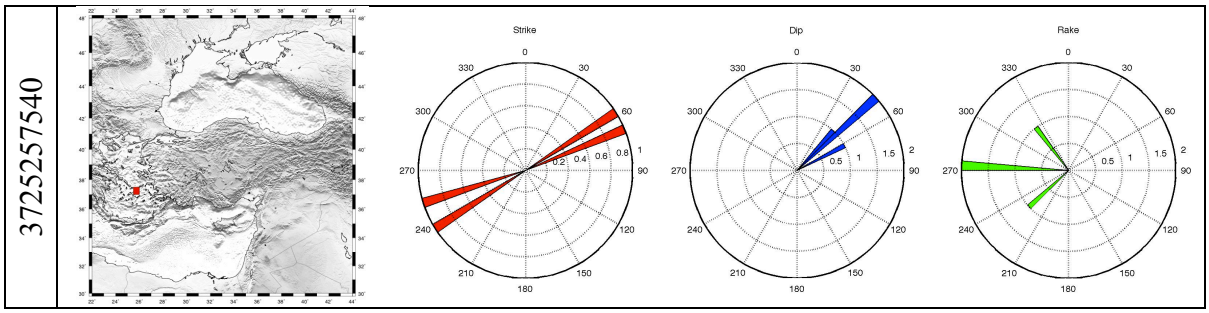

Figure D126. Strike/Dip/Rake variations in bin 3725257540.

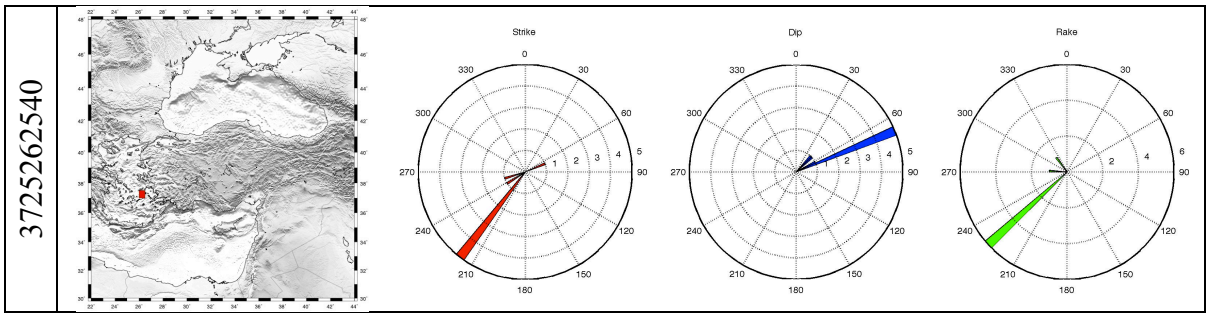

Figure D127. Strike/Dip/Rake variations in bin 3725262540.

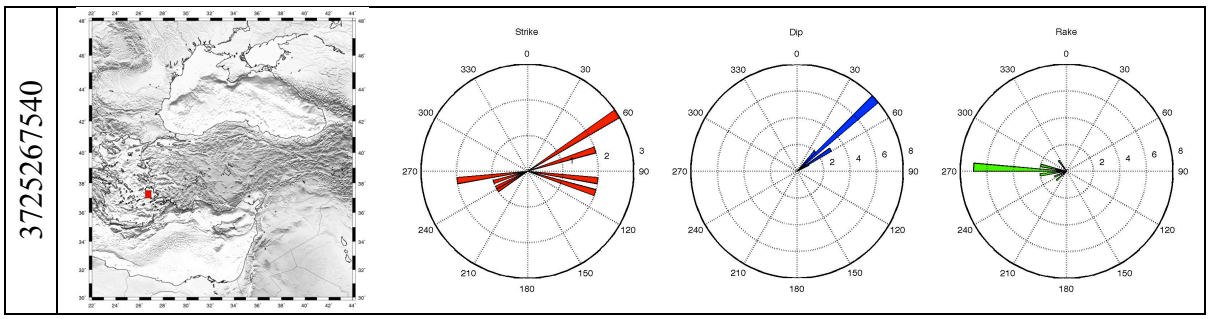

Figure D128. Strike/Dip/Rake variations in bin 3725267540.

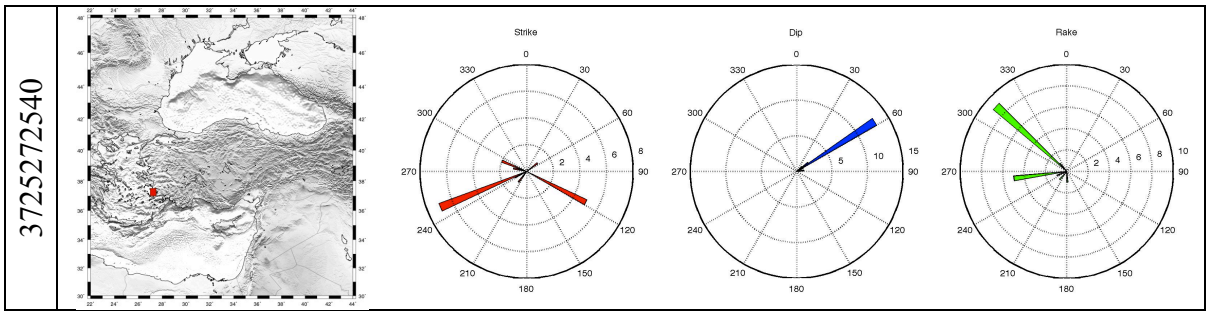

Figure D129. Strike/Dip/Rake variations in bin 3725272540.

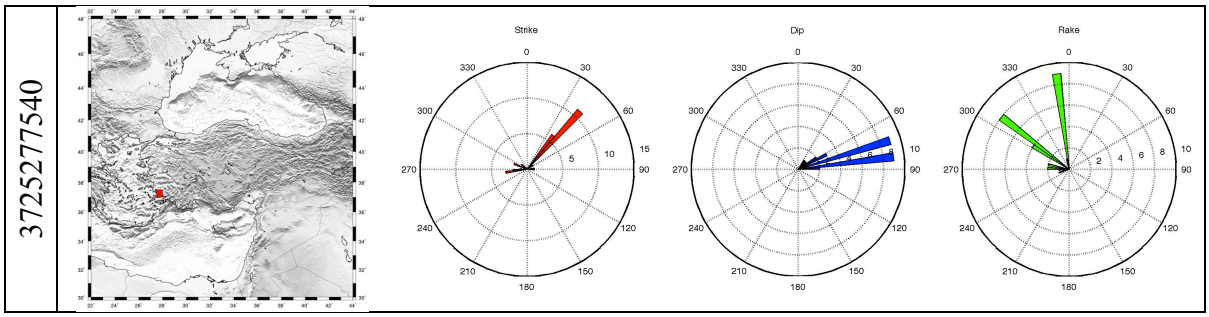

Figure D130. Strike/Dip/Rake variations in bin 3725277540.

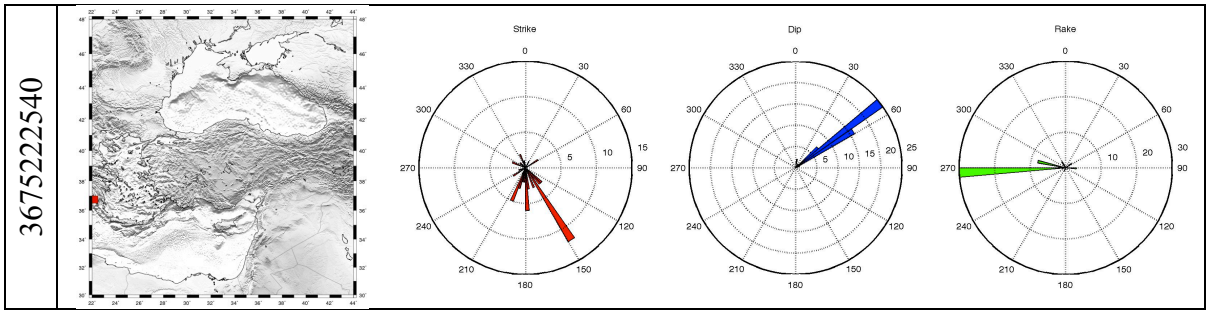

Figure D131. Strike/Dip/Rake variations in bin 3675222540.

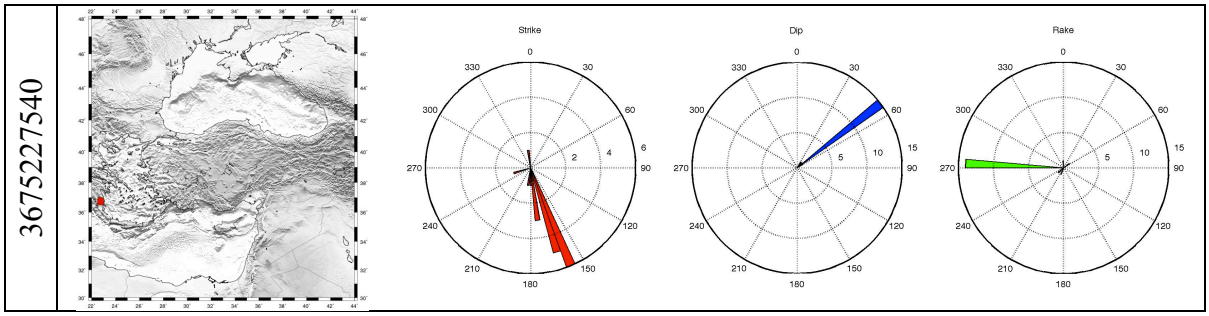

Figure D132. Strike/Dip/Rake variations in bin 3675227540.

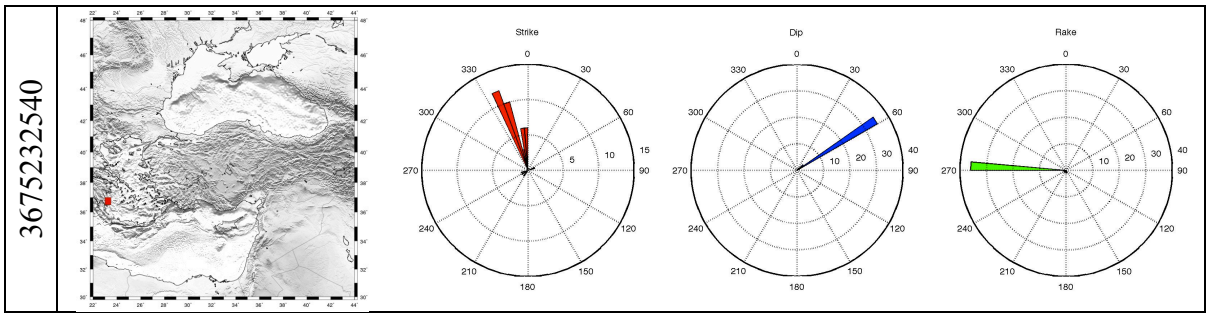

Figure D133. Strike/Dip/Rake variations in bin 3675232540.

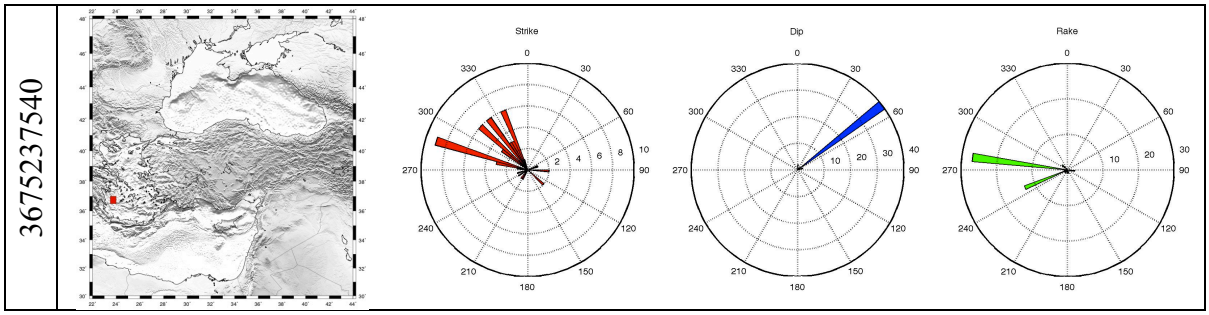

Figure D134. Strike/Dip/Rake variations in bin 3675237540.

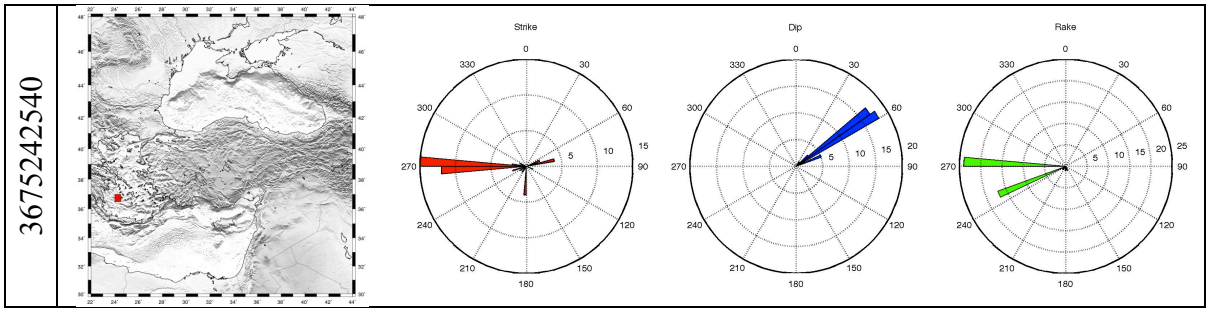

Figure D135. Strike/Dip/Rake variations in bin 3675242540.

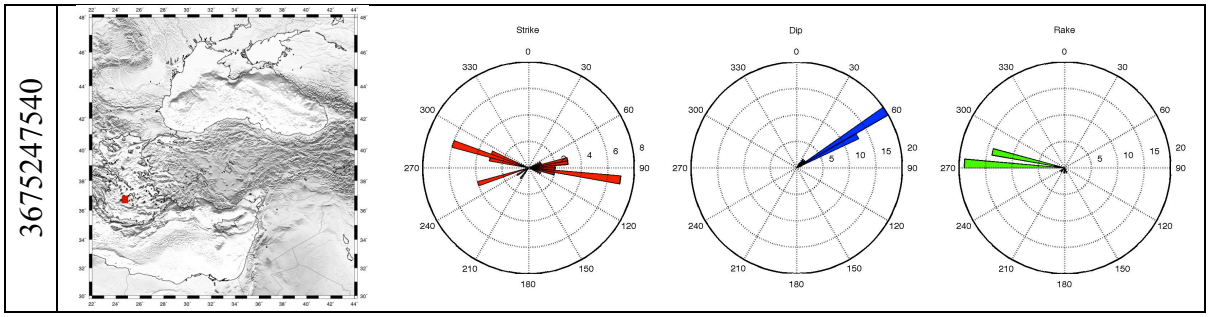

Figure D136. Strike/Dip/Rake variations in bin 3675247540.

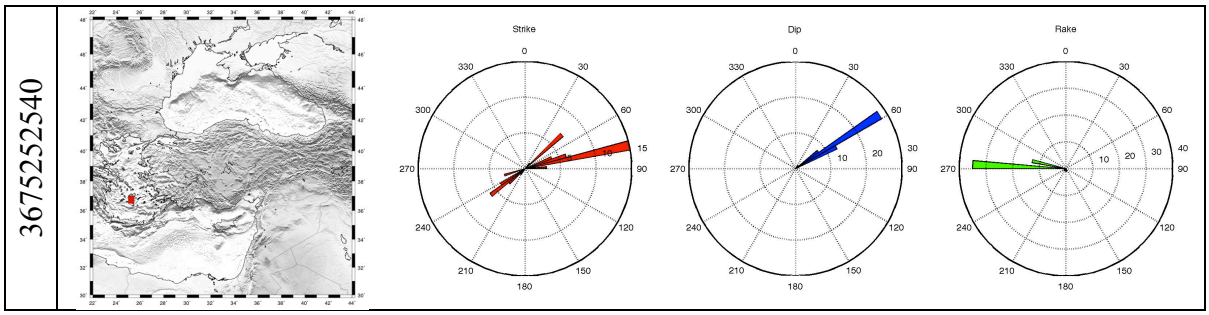

Figure D137. Strike/Dip/Rake variations in bin 3675252540.

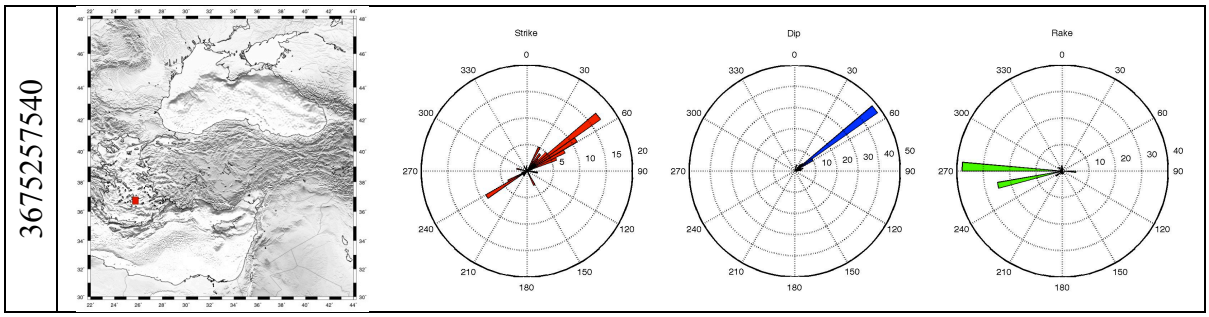

Figure D138. Strike/Dip/Rake variations in bin 3675257540.

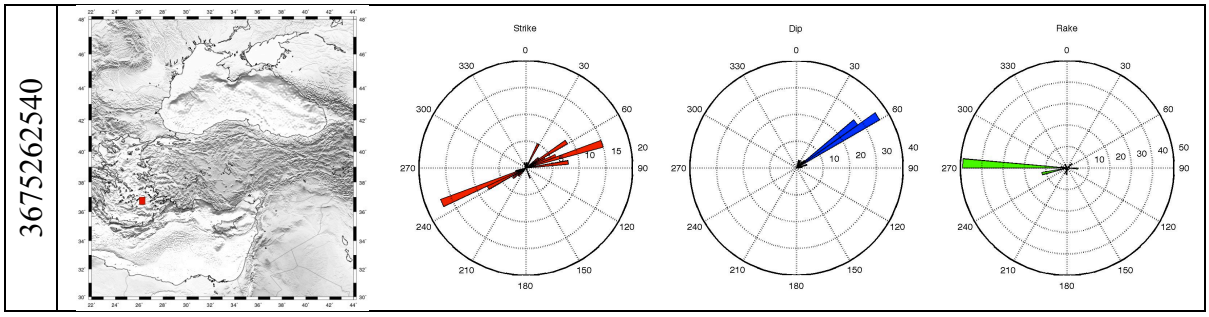

Figure D139. Strike/Dip/Rake variations in bin 3675262540.

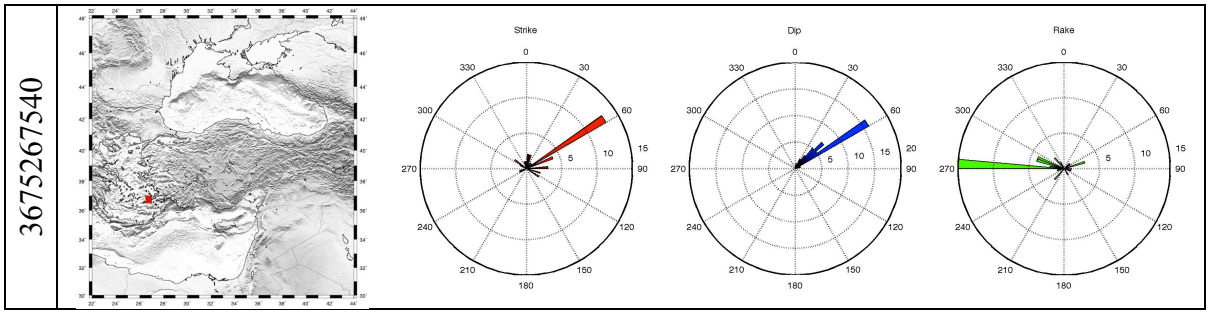

Figure D140. Strike/Dip/Rake variations in bin 3675267540.

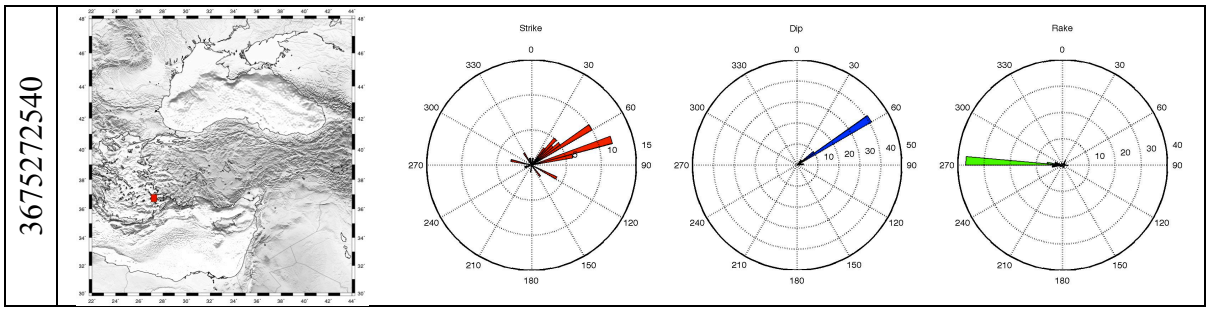

Figure D141. Strike/Dip/Rake variations in bin 3675272540.

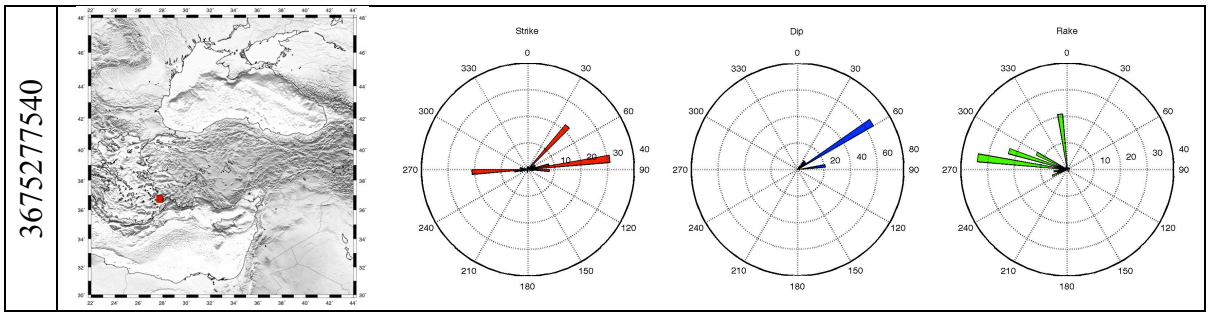

Figure D142. Strike/Dip/Rake variations in bin 3675277540.

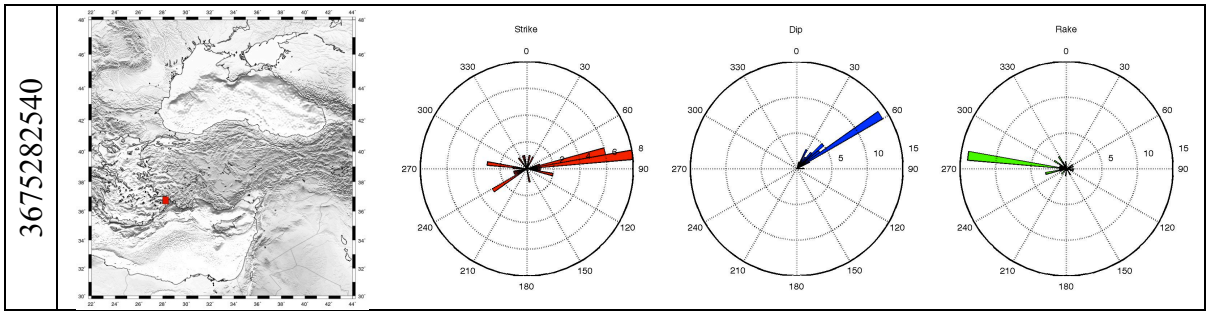

Figure D143. Strike/Dip/Rake variations in bin 3675282540.

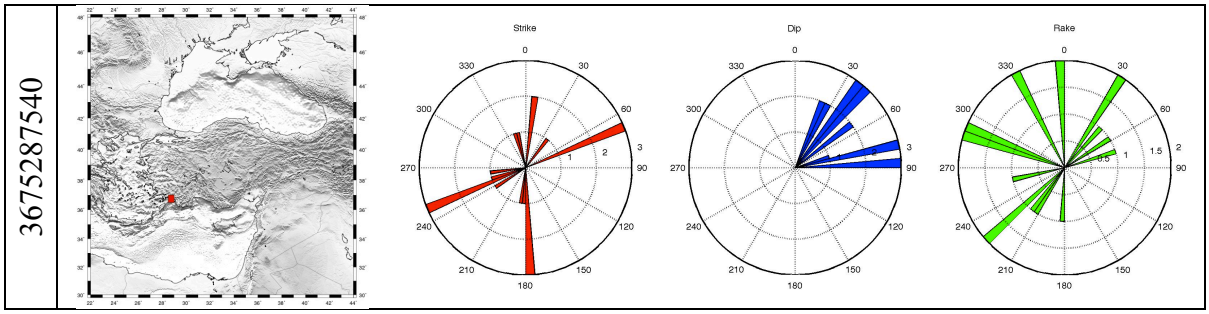

Figure D144. Strike/Dip/Rake variations in bin 3675287540.

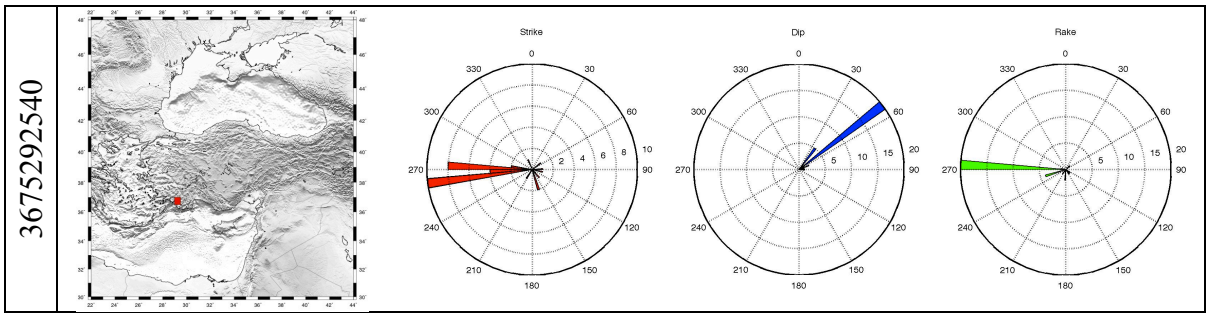

Figure D145. Strike/Dip/Rake variations in bin 3675292540.

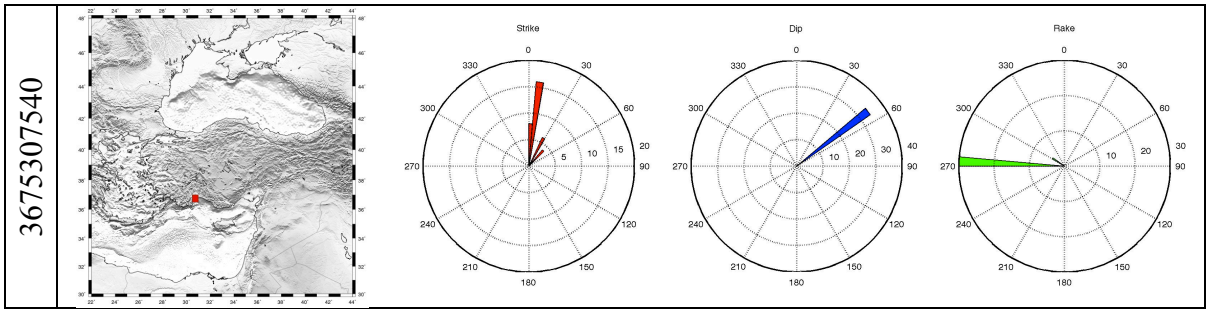

Figure D146. Strike/Dip/Rake variations in bin 3675307540.

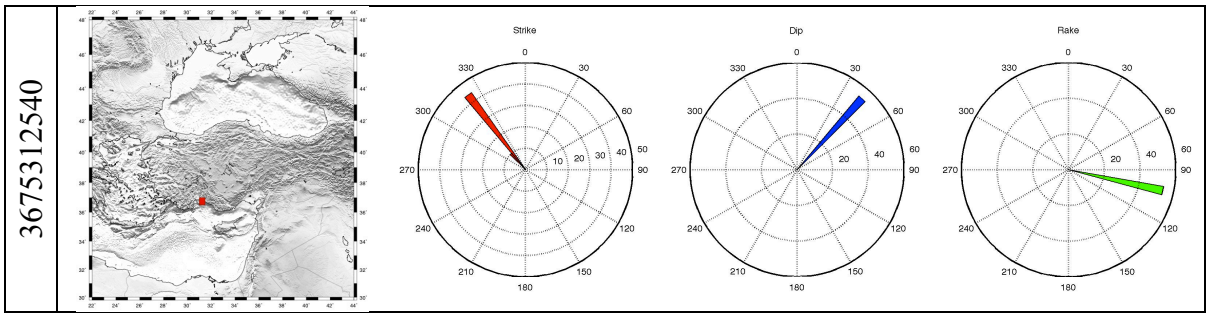

Figure D147. Strike/Dip/Rake variations in bin 3675312540.

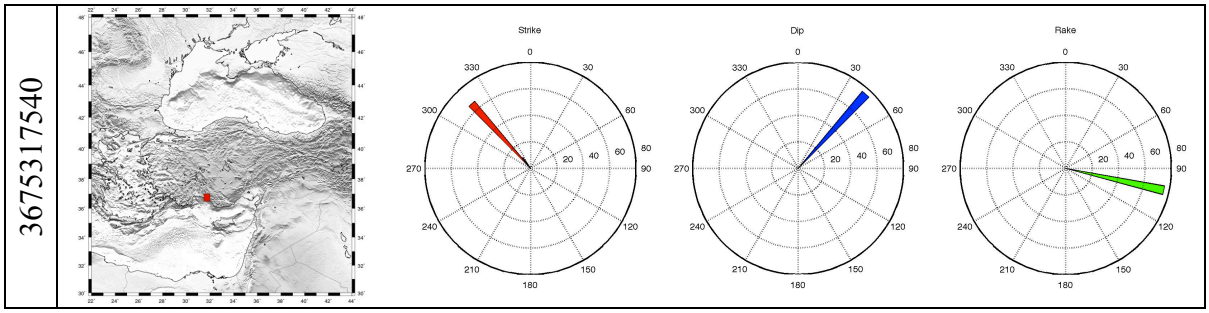

Figure D148. Strike/Dip/Rake variations in bin 3675317540.

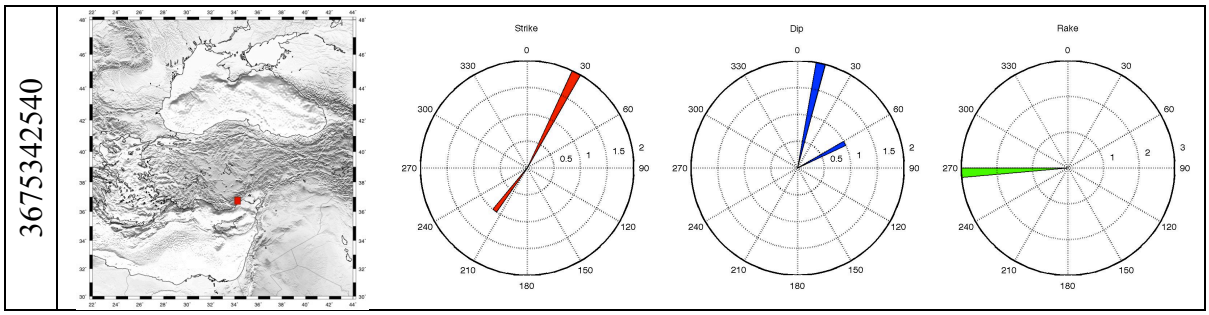

Figure D149. Strike/Dip/Rake variations in bin 3675342540.

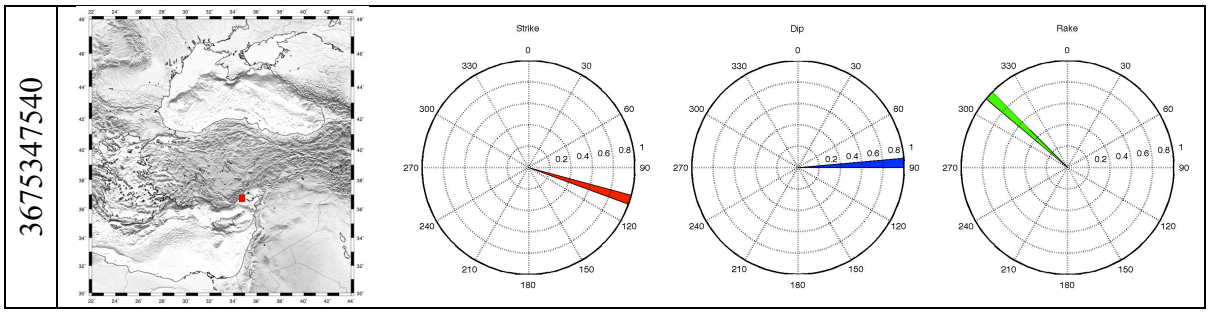

Figure D150. Strike/Dip/Rake variations in bin 3675347540.

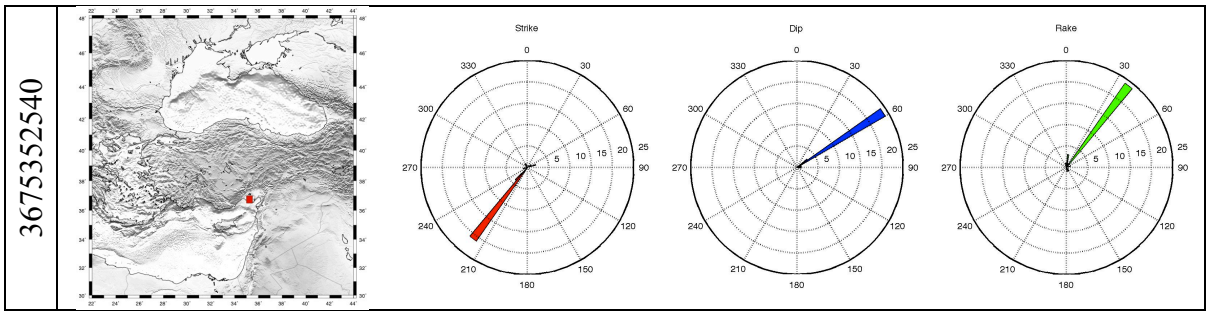

Figure D151. Strike/Dip/Rake variations in bin 3675352540.

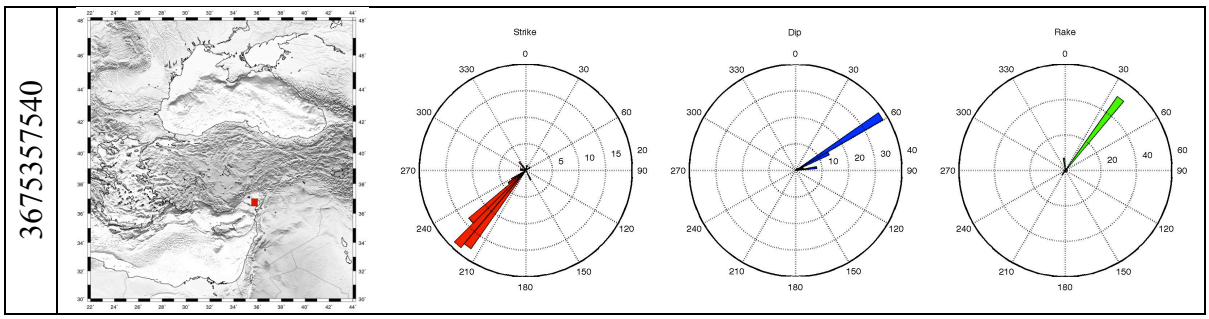

Figure D152. Strike/Dip/Rake variations in bin .

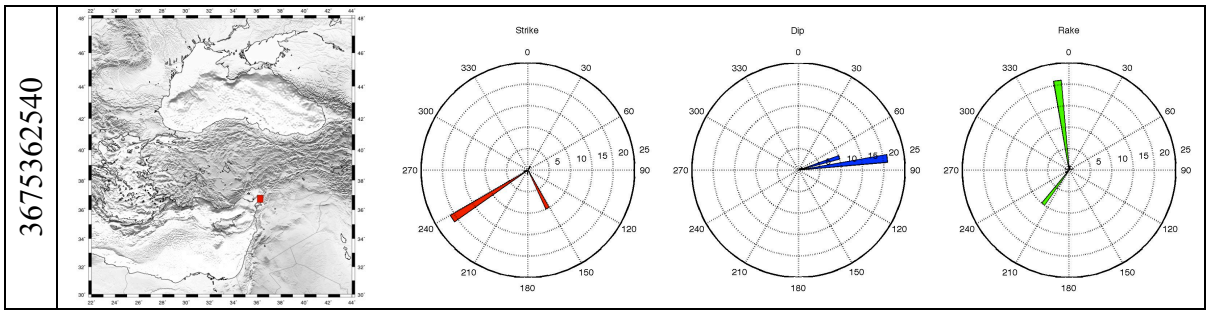

Figure D153. Strike/Dip/Rake variations in bin 3675362540.

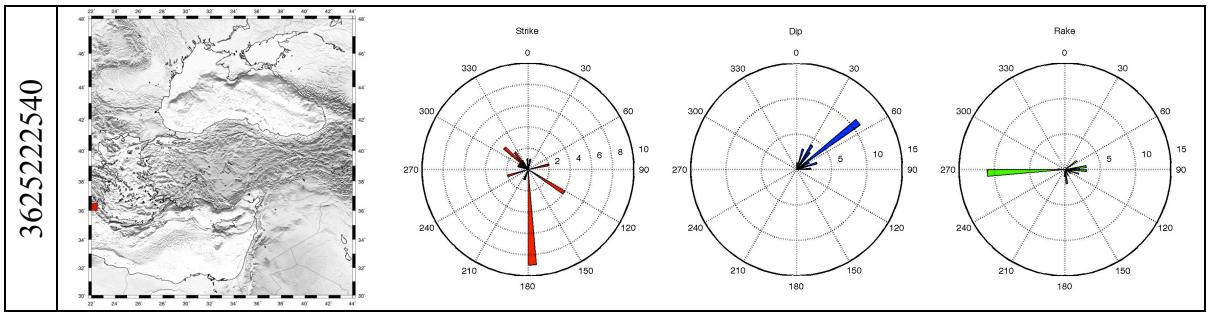

Figure D154. Strike/Dip/Rake variations in bin 3625222540.

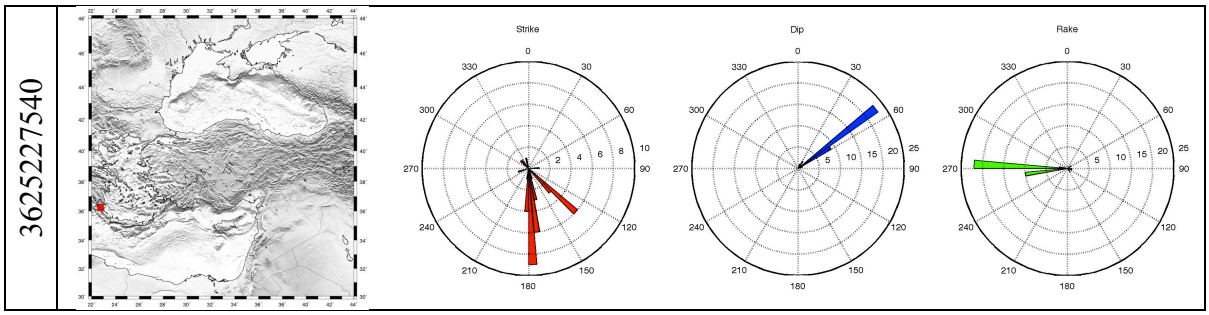

Figure D155. Strike/Dip/Rake variations in bin 3625227540.

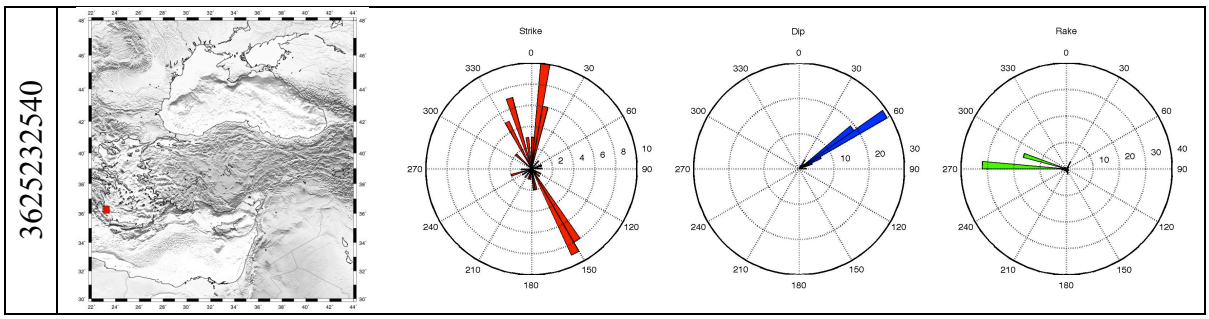

Figure D156. Strike/Dip/Rake variations in bin 3625232540.

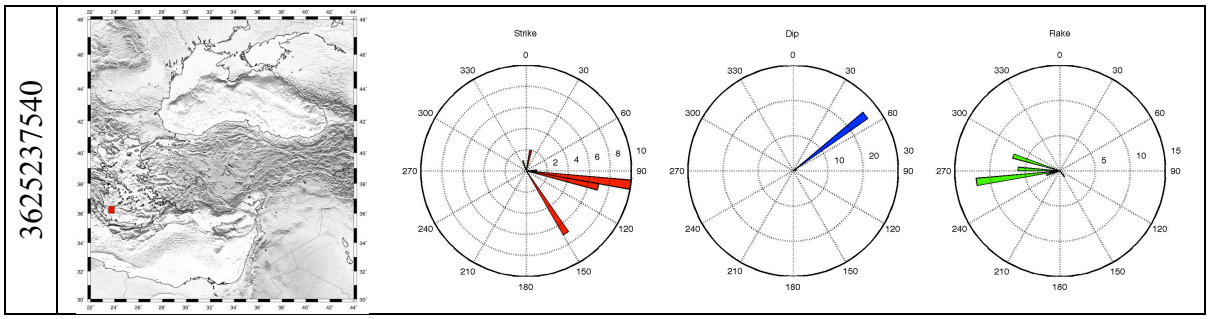

Figure D157. Strike/Dip/Rake variations in bin 3625237540.

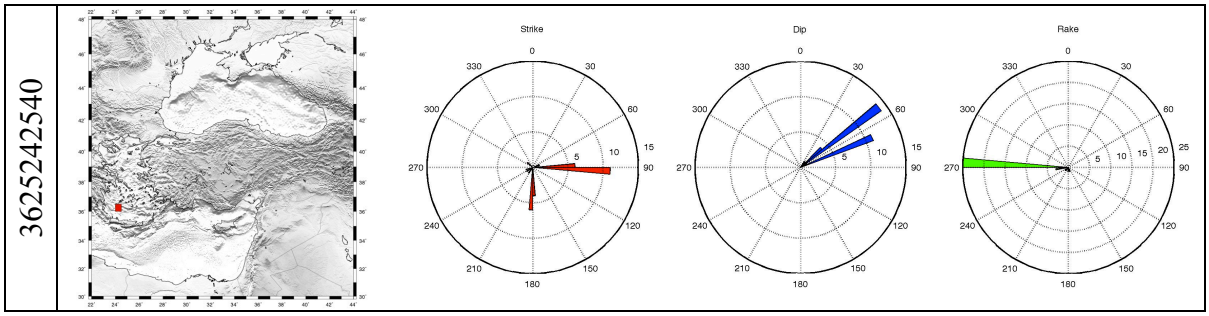

Figure D158. Strike/Dip/Rake variations in bin 3625242540.

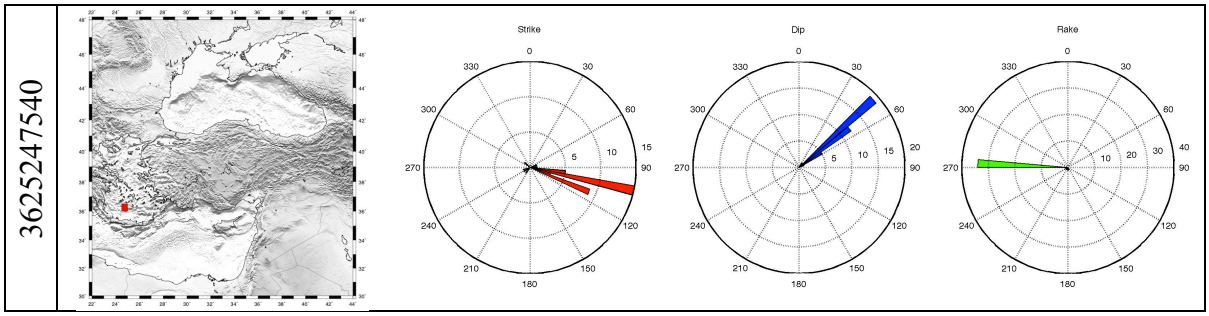

Figure D159. Strike/Dip/Rake variations in bin 3625247540.

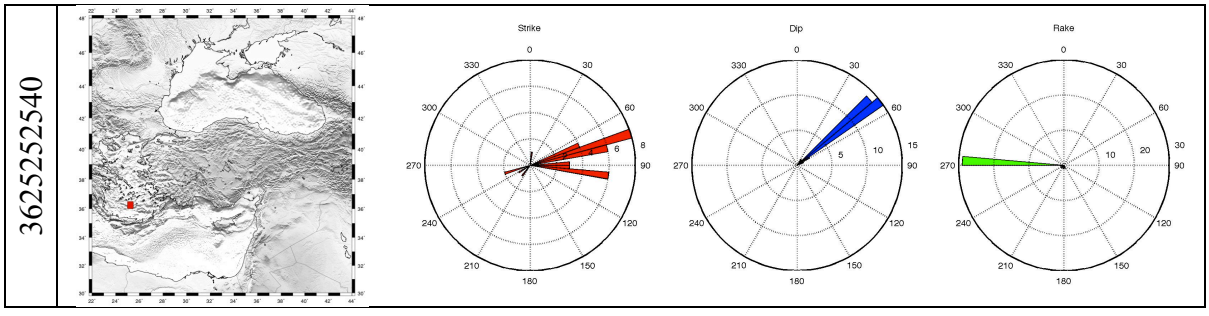

Figure D160. Strike/Dip/Rake variations in bin 3625252540.

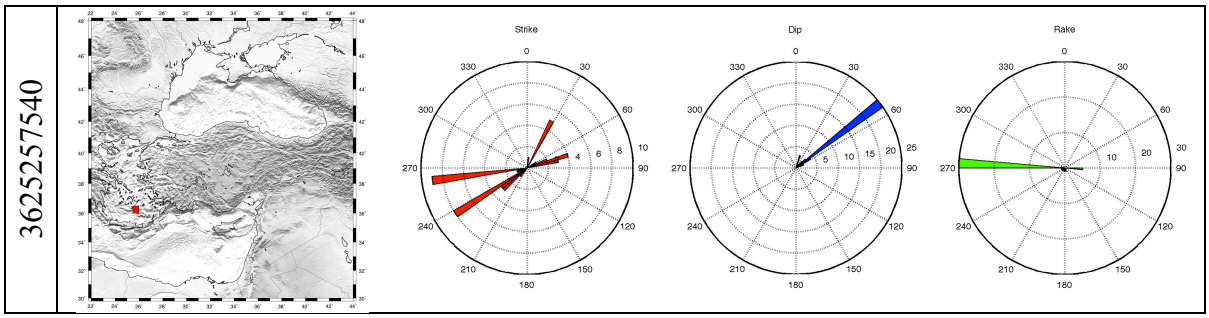

Figure D161. Strike/Dip/Rake variations in bin 3625257540.

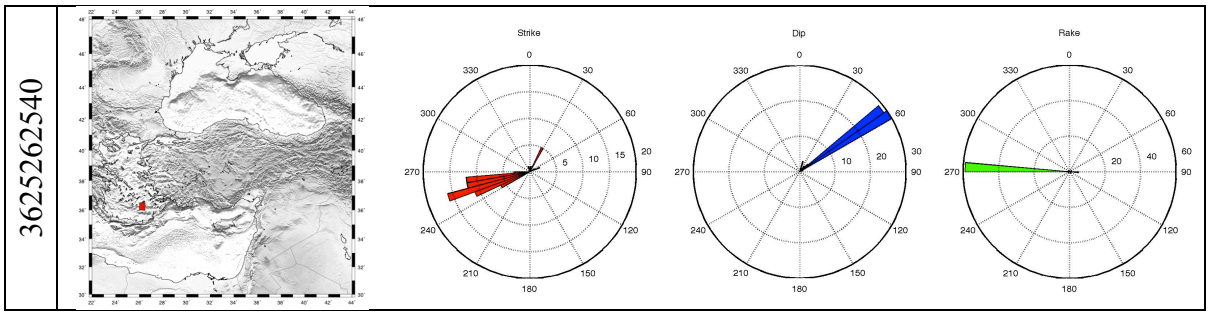

Figure D162. Strike/Dip/Rake variations in bin 3625262540.

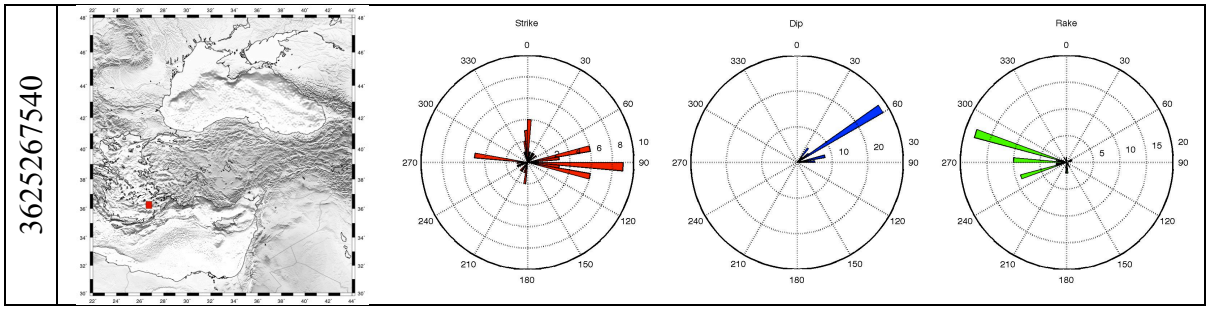

Figure D163. Strike/Dip/Rake variations in bin 3625267540.

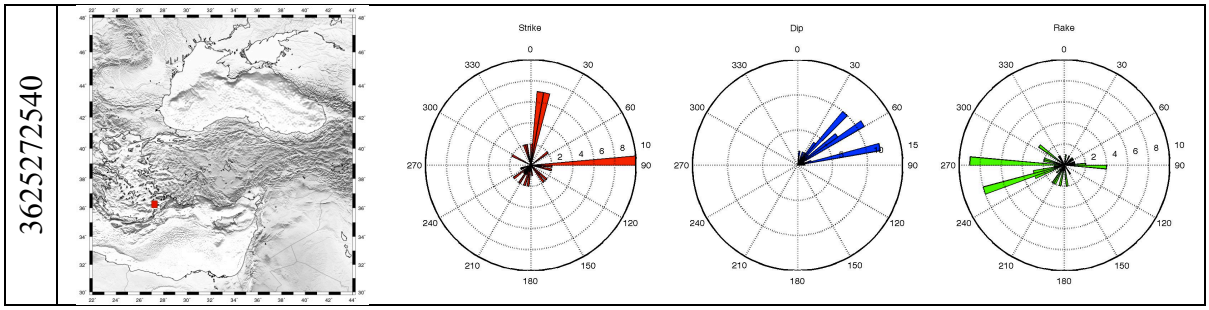

Figure D164. Strike/Dip/Rake variations in bin 3625272540.

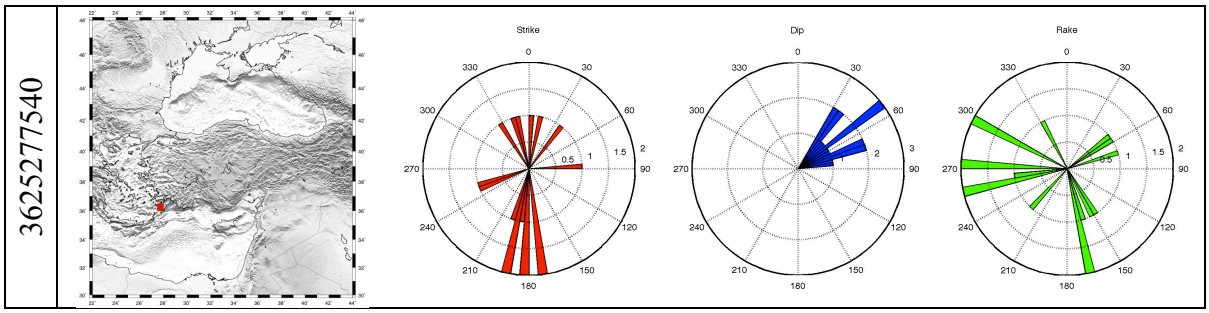

Figure D165. Strike/Dip/Rake variations in bin 3625277540.

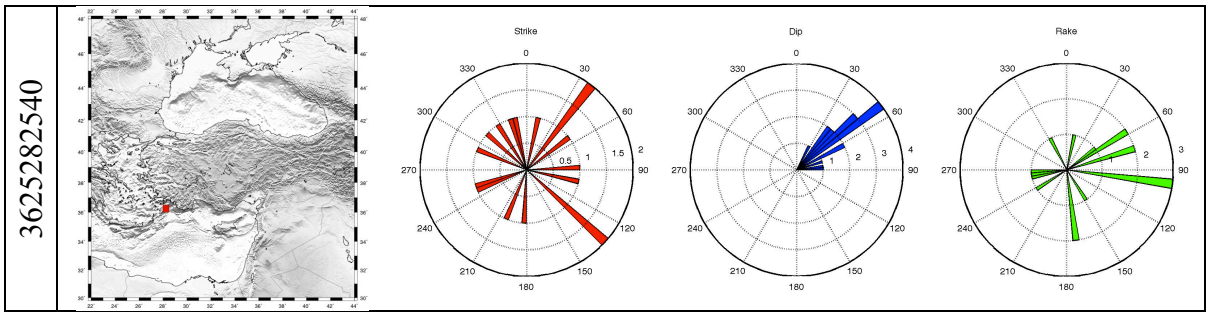

Figure D166. Strike/Dip/Rake variations in bin 3625282540.

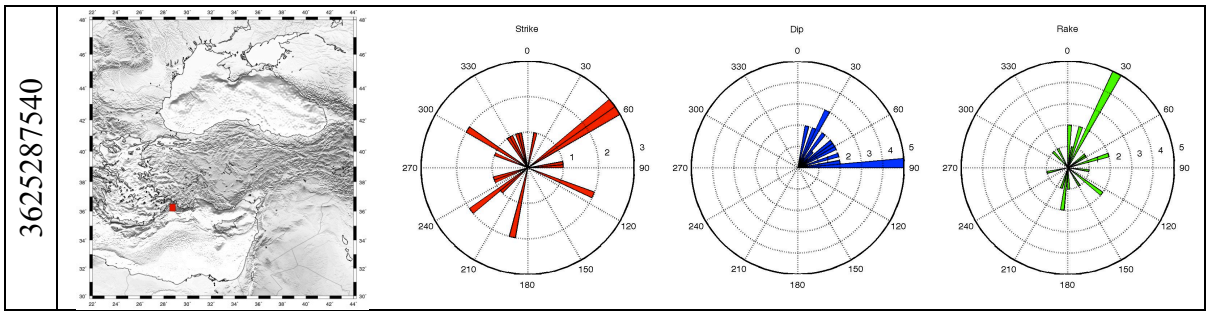

Figure D167. Strike/Dip/Rake variations in bin 3625287540.

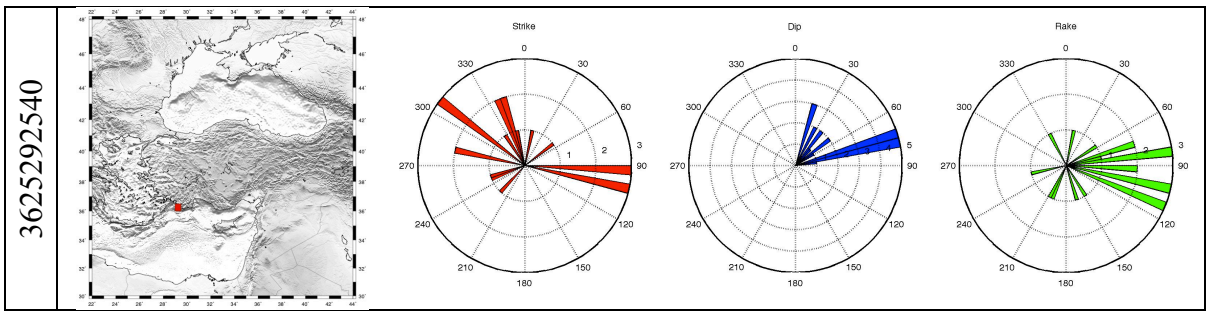

Figure D168. Strike/Dip/Rake variations in bin 3625292540.

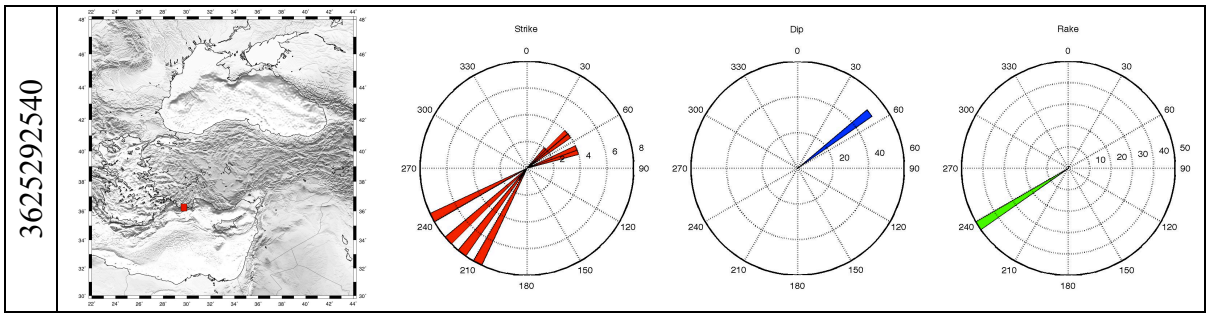

Figure D169. Strike/Dip/Rake variations in bin 3625292540.

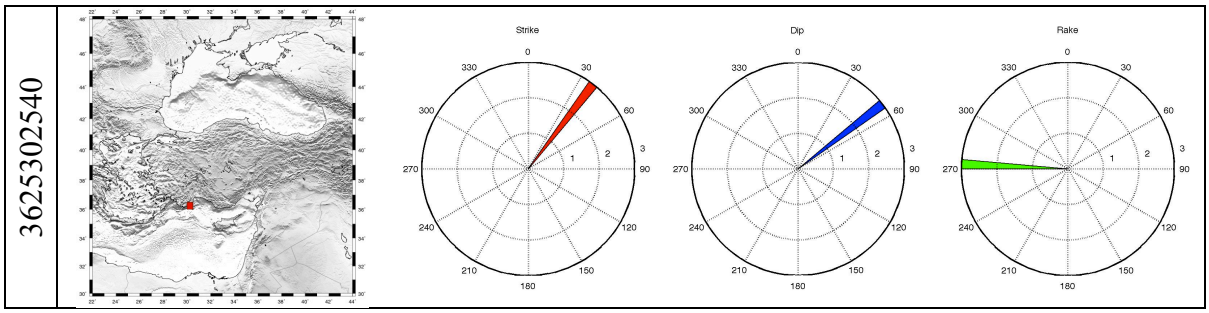

Figure D170. Strike/Dip/Rake variations in bin 3625302540.

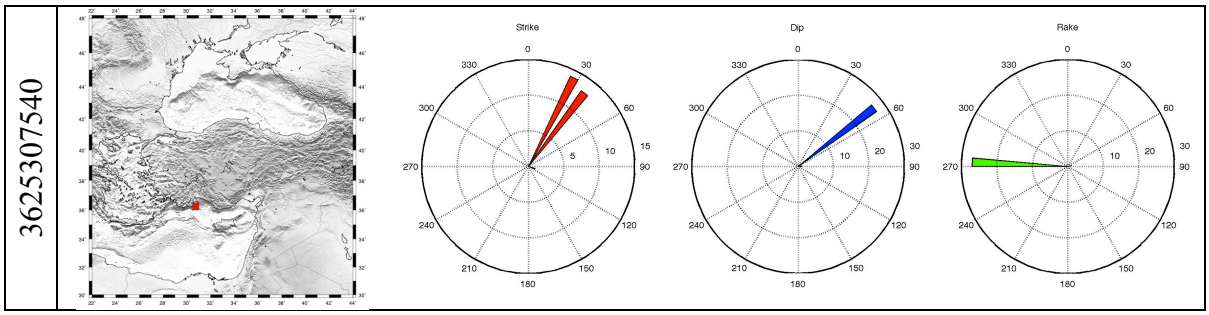

Figure D171. Strike/Dip/Rake variations in bin 3625307540.

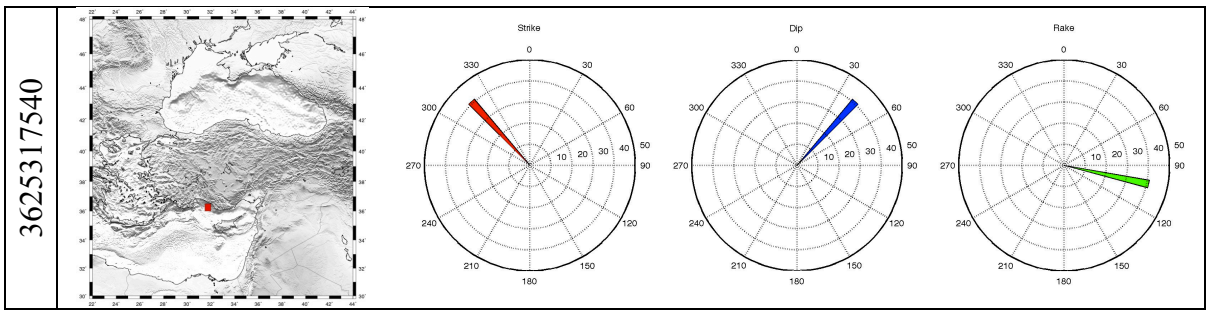

Figure D172. Strike/Dip/Rake variations in bin 3625317540.

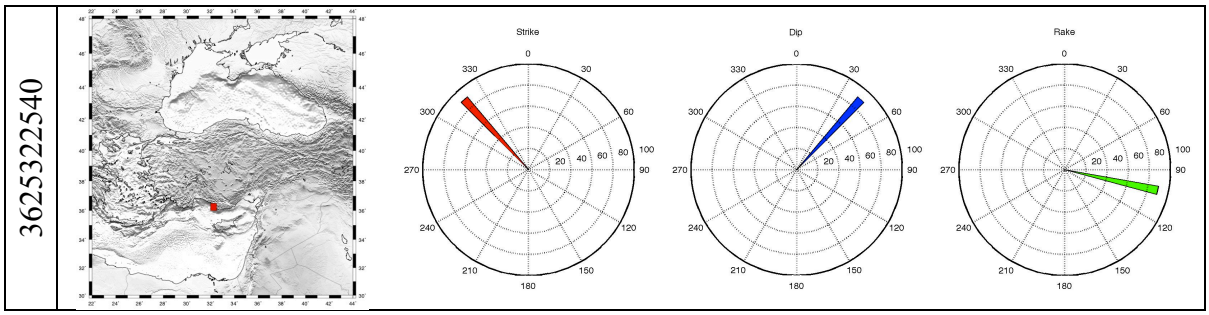

Figure D173. Strike/Dip/Rake variations in bin 3625322540.

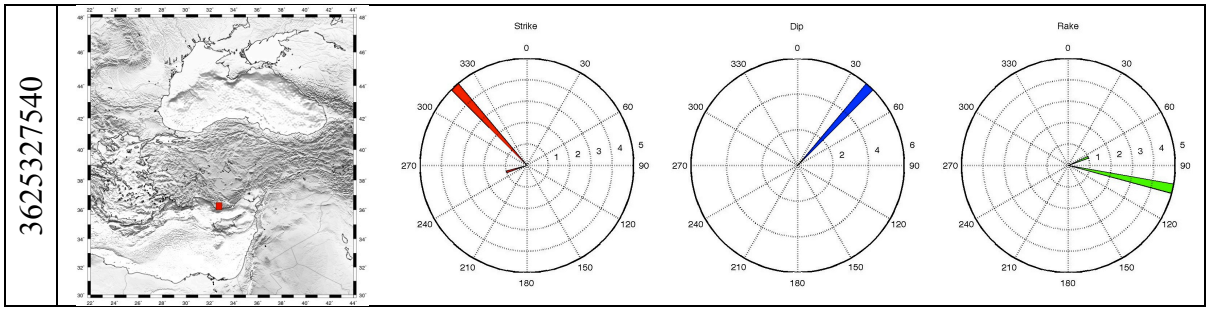

Figure D174. Strike/Dip/Rake variations in bin 3625327540.

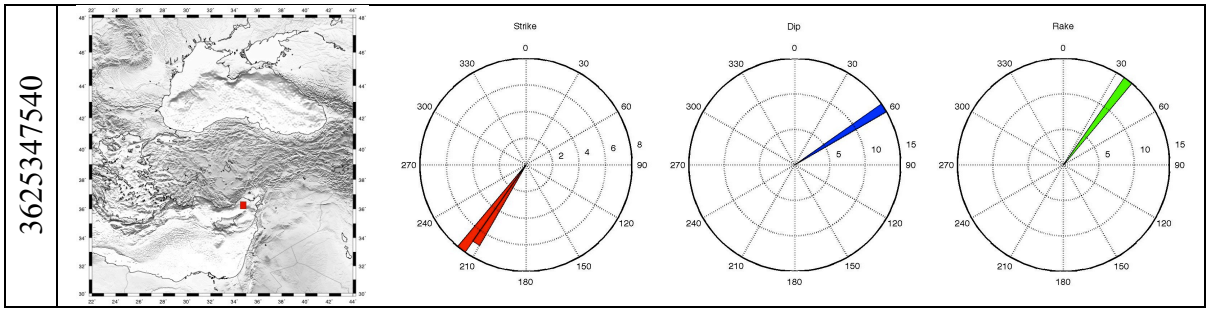

Figure D175. Strike/Dip/Rake variations in bin 3625347540.

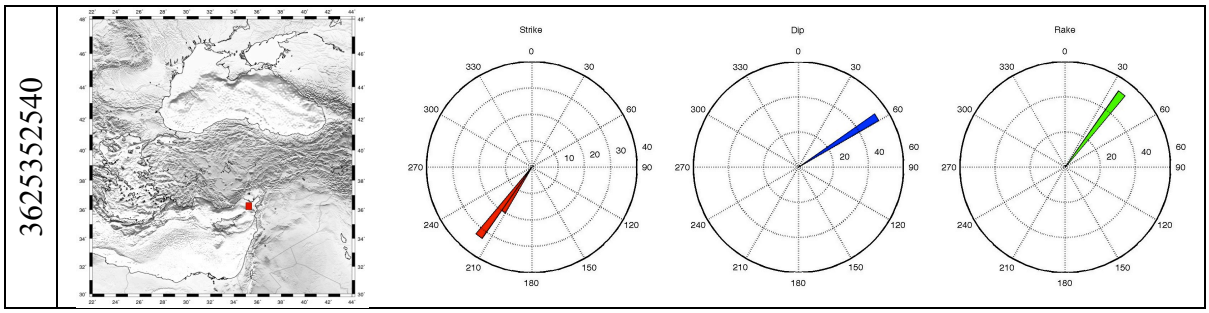

Figure D176. Strike/Dip/Rake variations in bin 3625352540.

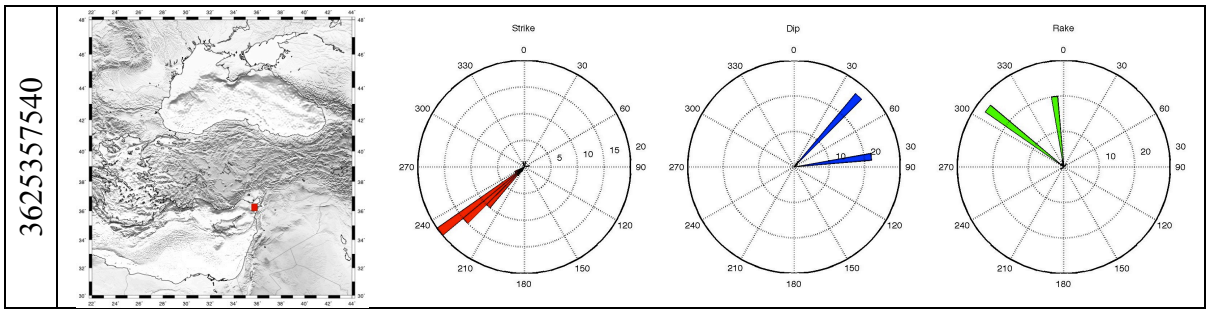

Figure D177. Strike/Dip/Rake variations in bin 3625357540.

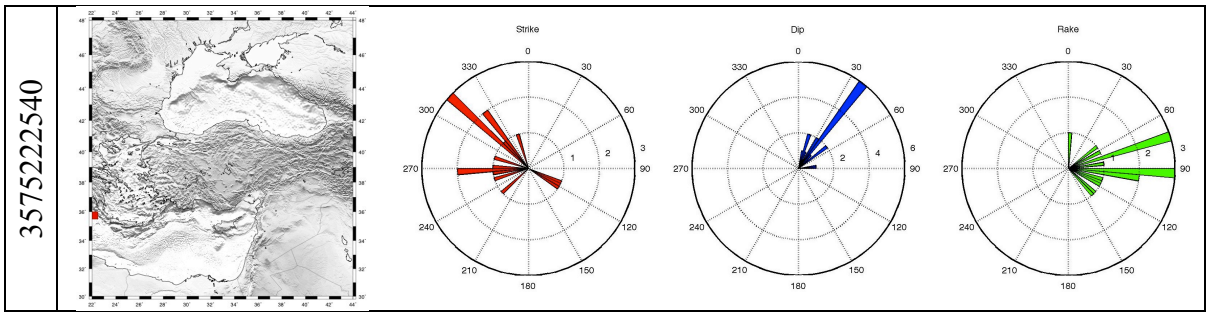

Figure D178. Strike/Dip/Rake variations in bin 3575222540.

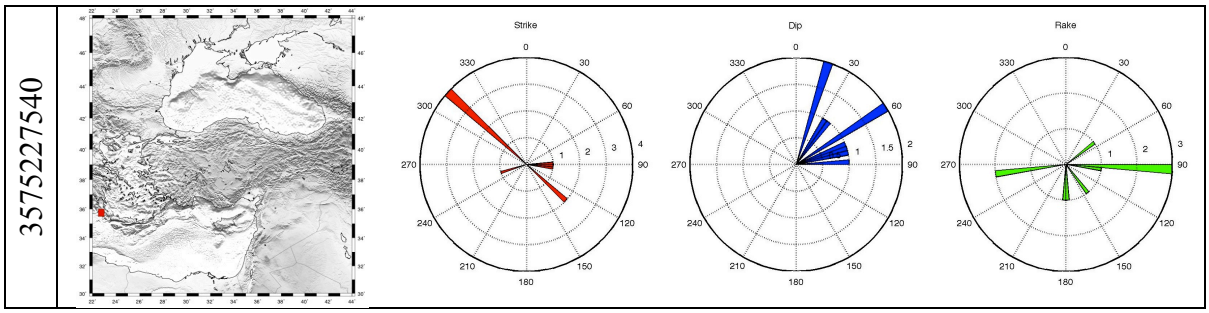

Figure D179. Strike/Dip/Rake variations in bin 3575227540.

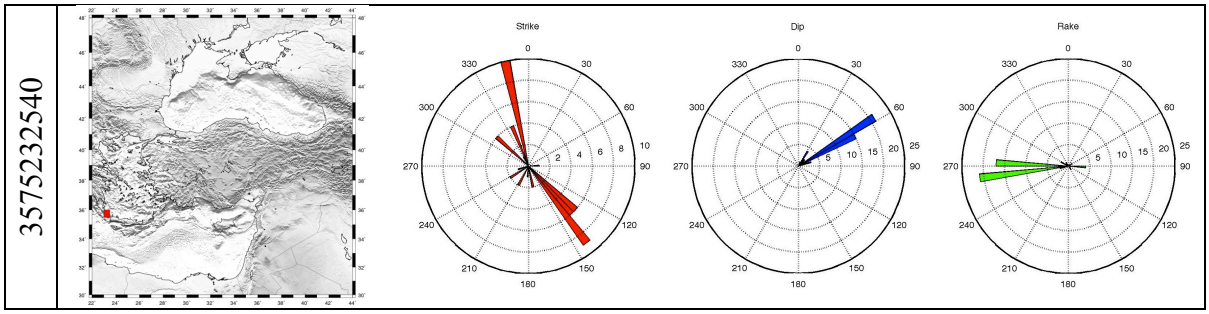

Figure D180. Strike/Dip/Rake variations in bin 3575232540.

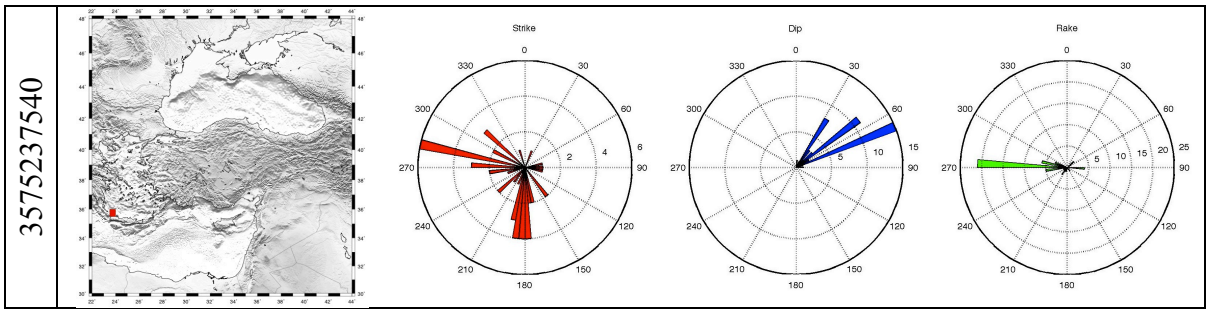

Figure D181. Strike/Dip/Rake variations in bin 3575237540.

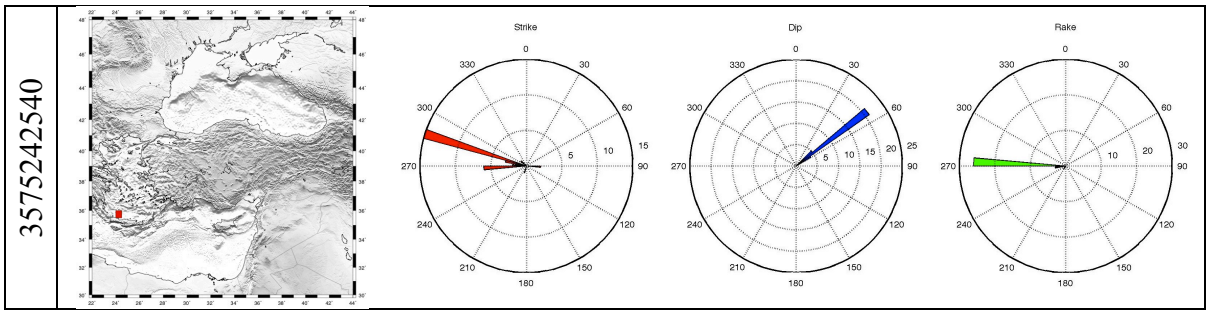

Figure D182. Strike/Dip/Rake variations in bin 3575242540.

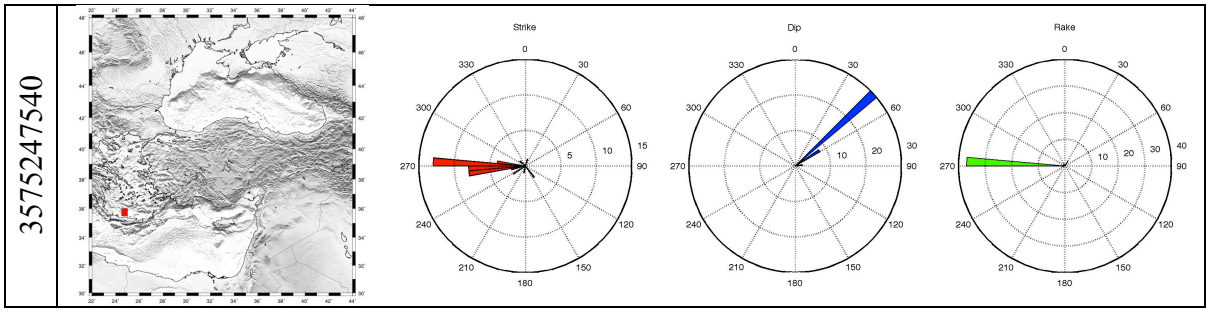

Figure D.183 Strike/Dip/Rake variations in bin 3575247540.

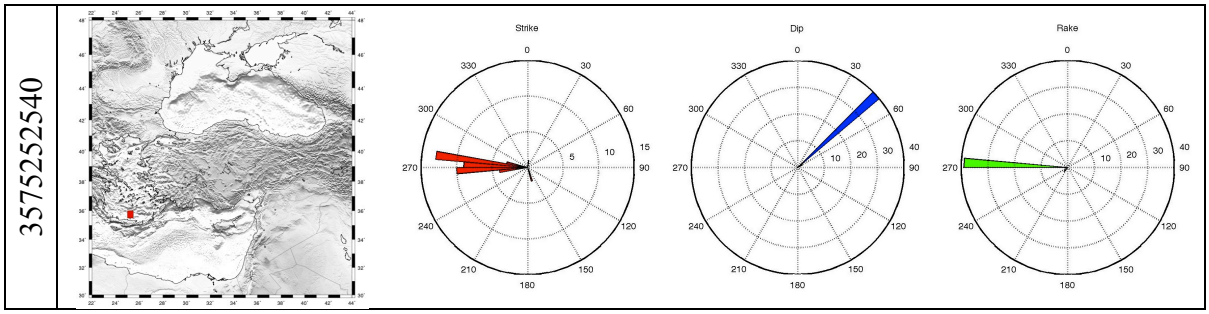

Figure D184. Strike/Dip/Rake variations in bin 3575252540.

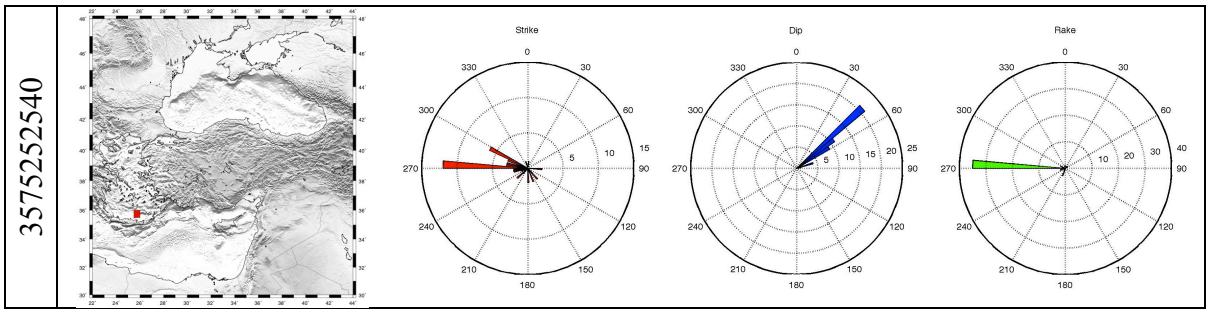

Figure D185. Strike/Dip/Rake variations in bin 3575252540.

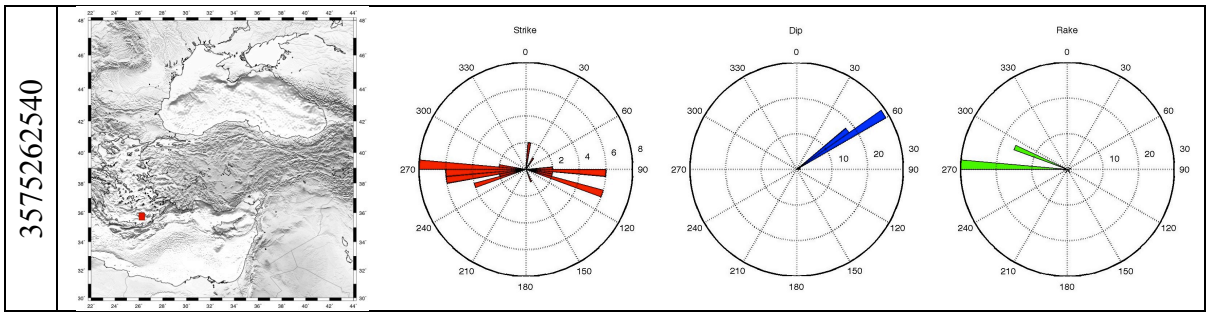

Figure D186. Strike/Dip/Rake variations in bin 3575262540.

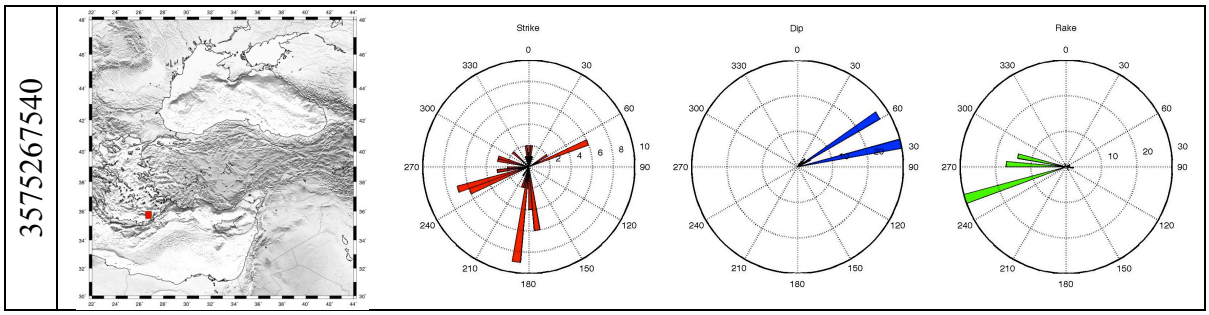

Figure D187. Strike/Dip/Rake variations in bin 3575267540.

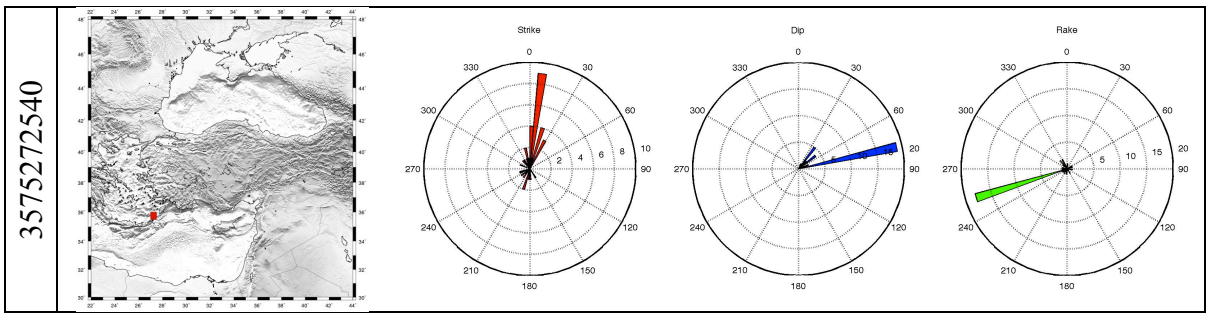

Figure D188. Strike/Dip/Rake variations in bin 3575272540.

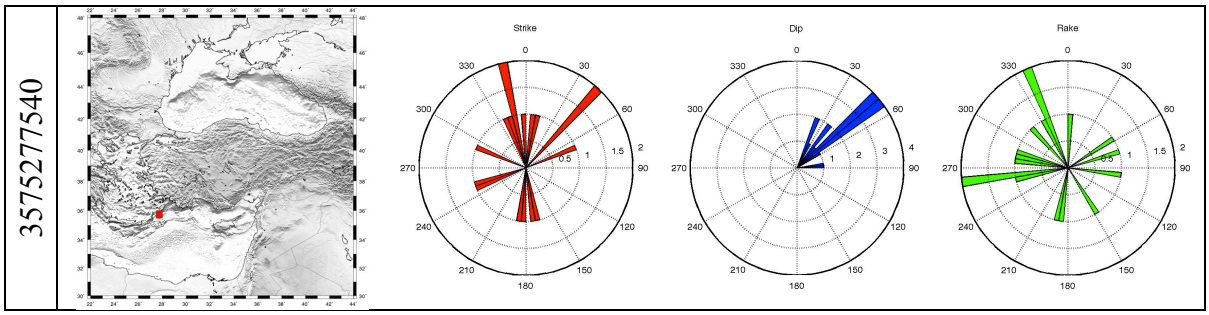

Figure D189. Strike/Dip/Rake variations in bin 3575277540.

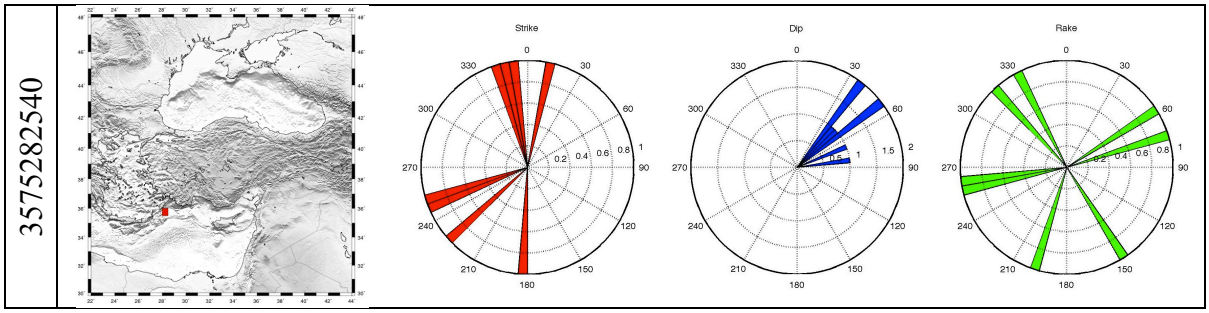

Figure D190. Strike/Dip/Rake variations in bin 3575282540.

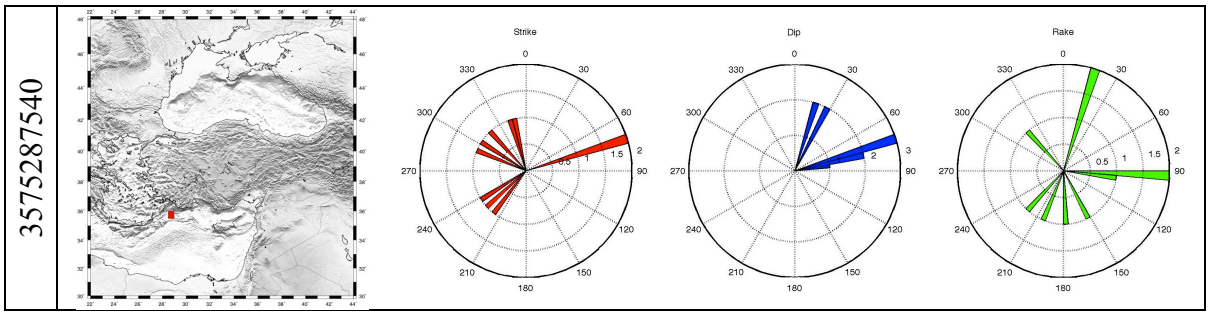

Figure D191. Strike/Dip/Rake variations in bin 3575287540.

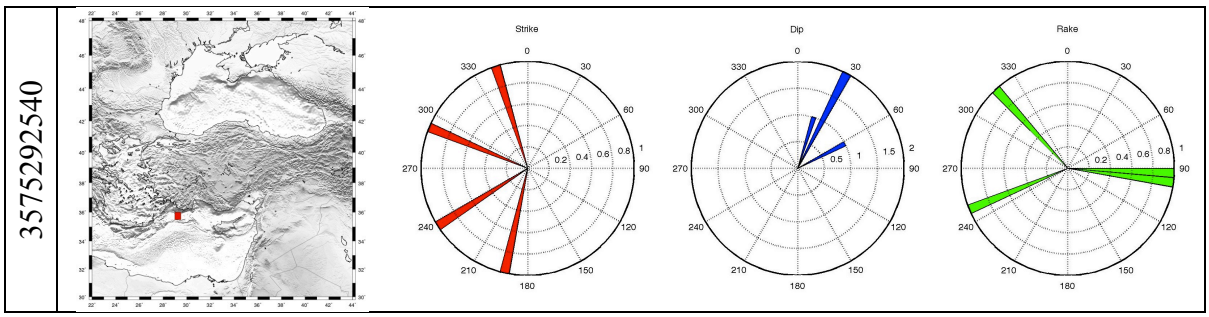

Figure D192. Strike/Dip/Rake variations in bin 3575292540.

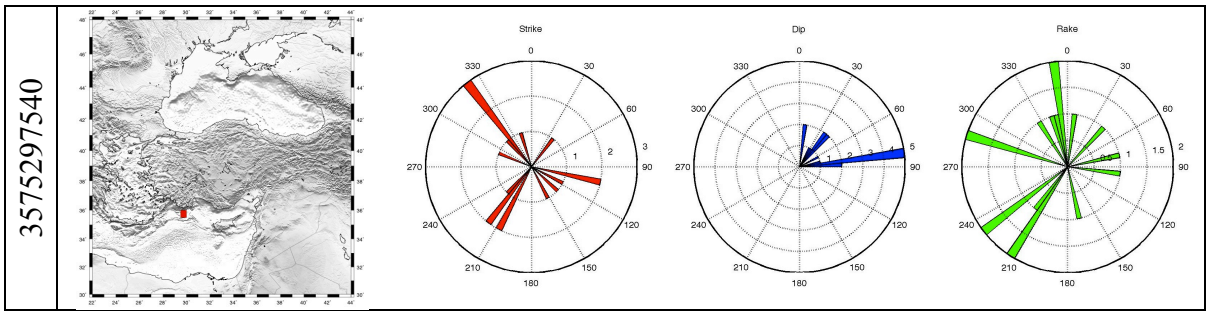

Figure D193. Strike/Dip/Rake variations in bin 3575297540.

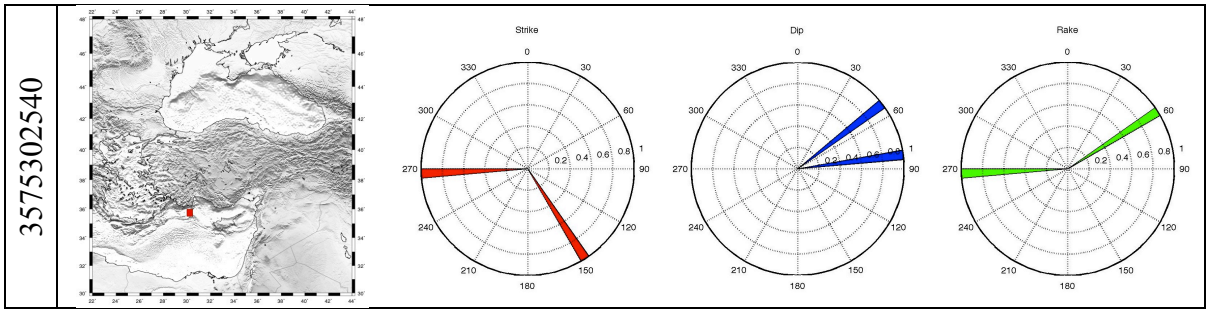

Figure D194. Strike/Dip/Rake variations in bin 3575302540.

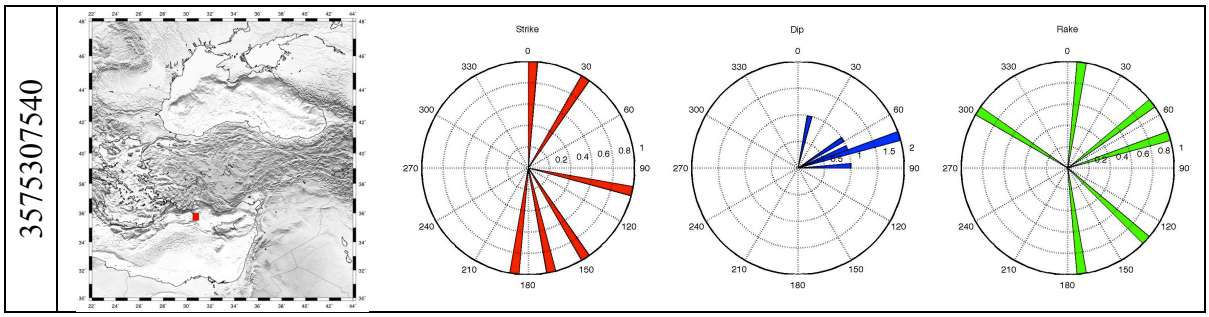

Figure D195. Strike/Dip/Rake variations in bin 3575307540.

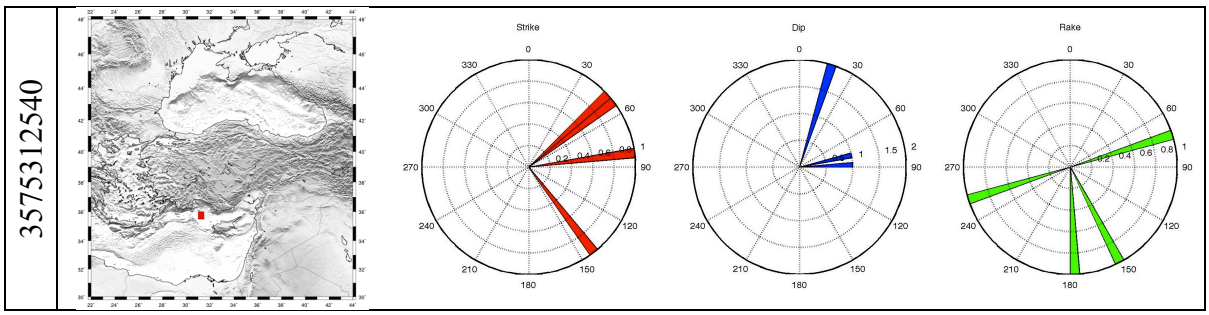

Figure D196. Strike/Dip/Rake variations in bin 3575312540.

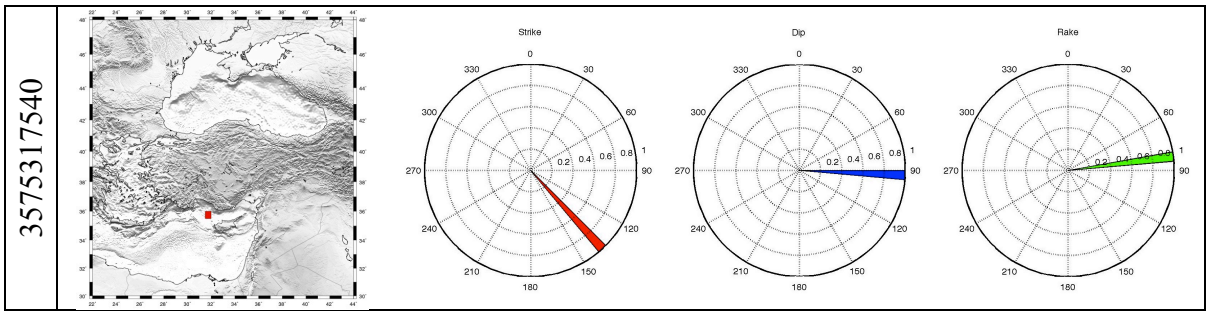

Figure D197. Strike/Dip/Rake variations in bin 3575317540.

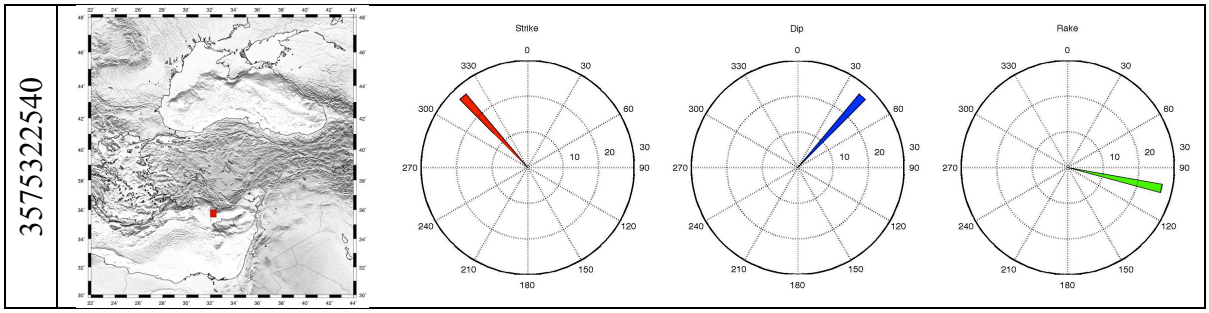

Figure D198. Strike/Dip/Rake variations in bin 3575322540.

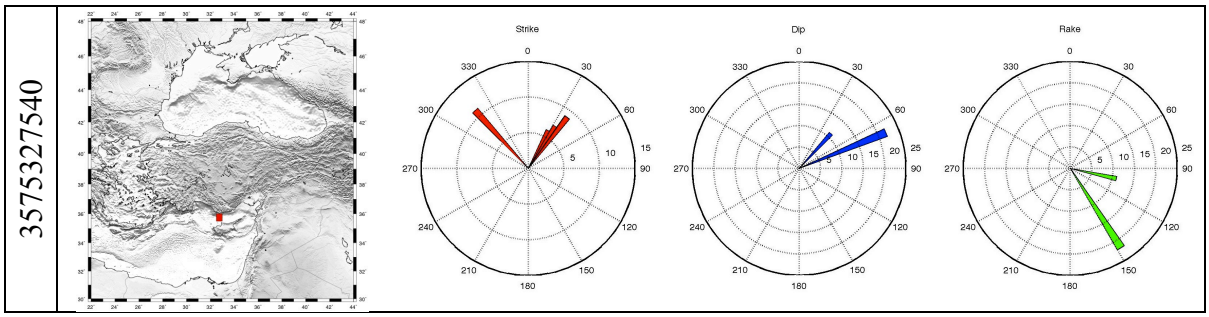

Figure D199. Strike/Dip/Rake variations in bin 3575327540.

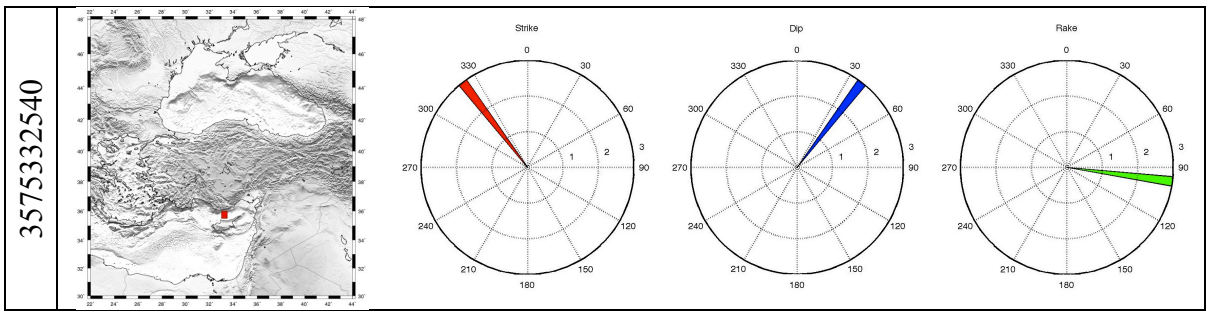

Figure D200. Strike/Dip/Rake variations in bin 3575332540.

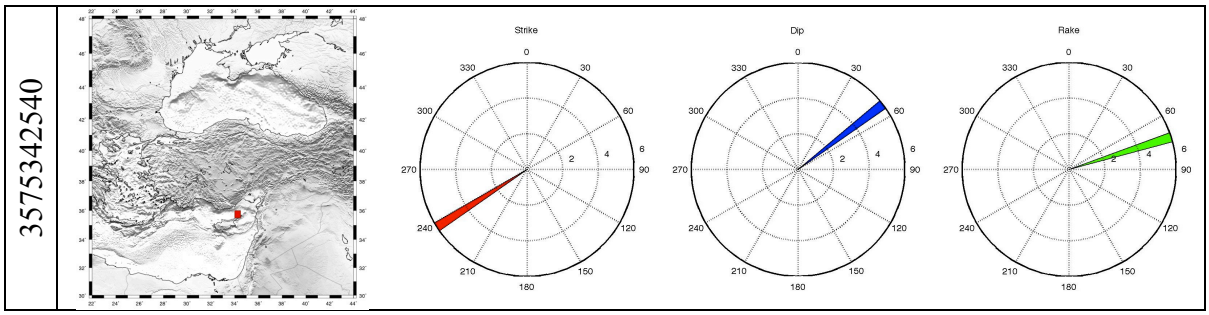

Figure D201. Strike/Dip/Rake variations in bin 3575342540.

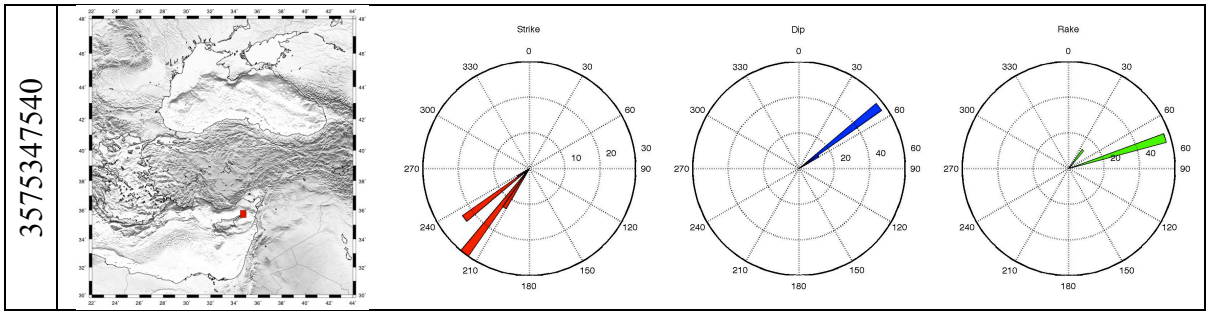

Figure D202. Strike/Dip/Rake variations in bin 3575347540.

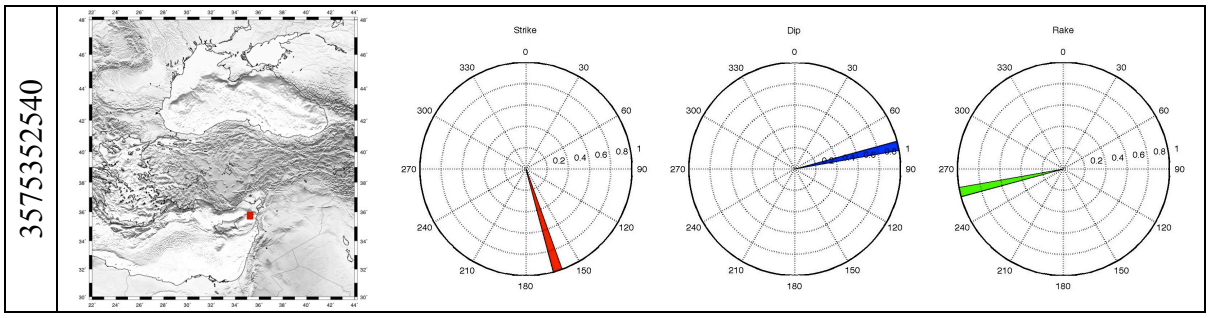

Figure D203. Strike/Dip/Rake variations in bin 3575352540.

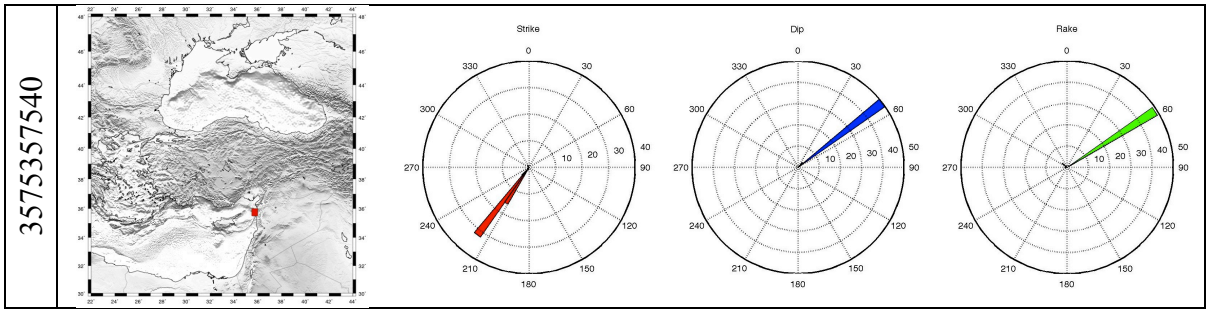

Figure D204. Strike/Dip/Rake variations in bin 3575357540.

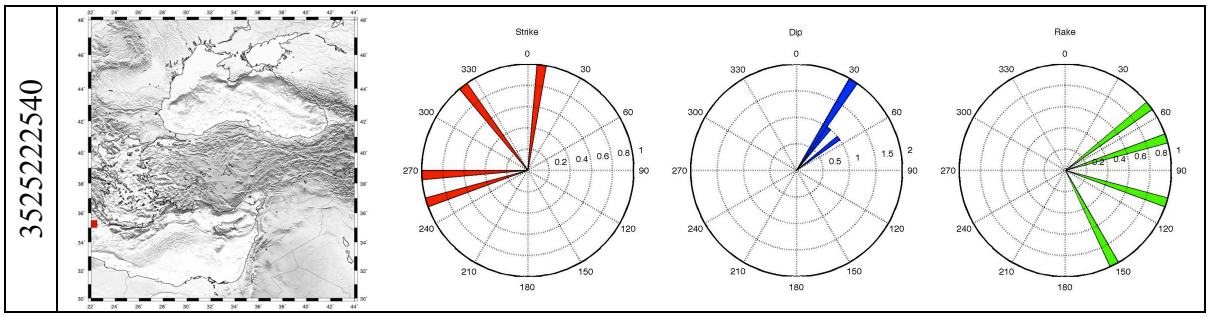

Figure D205. Strike/Dip/Rake variations in bin 3525222540.

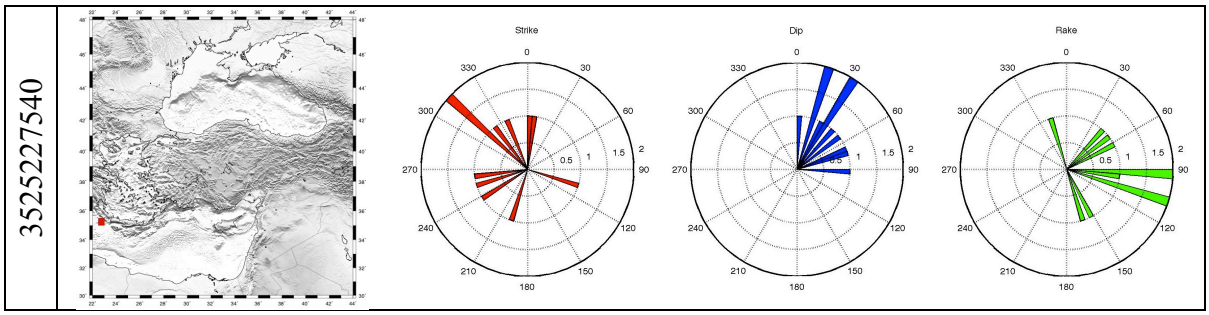

Figure D206. Strike/Dip/Rake variations in bin 3525227540.

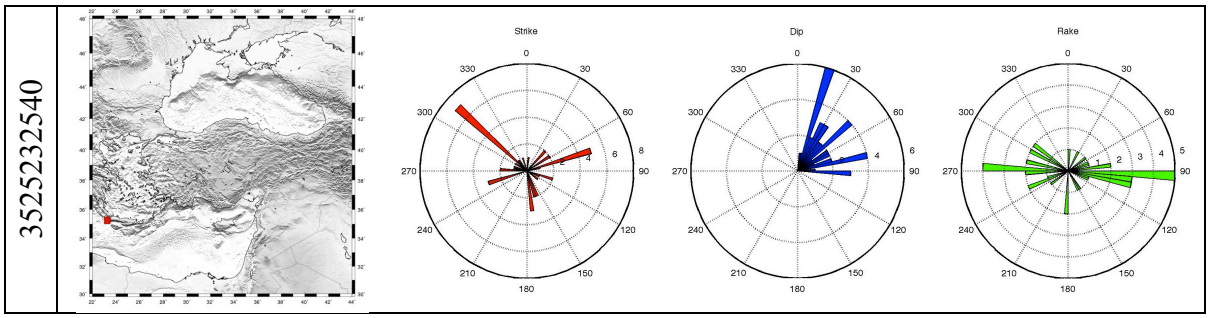

Figure D207. Strike/Dip/Rake variations in bin 3525232540.

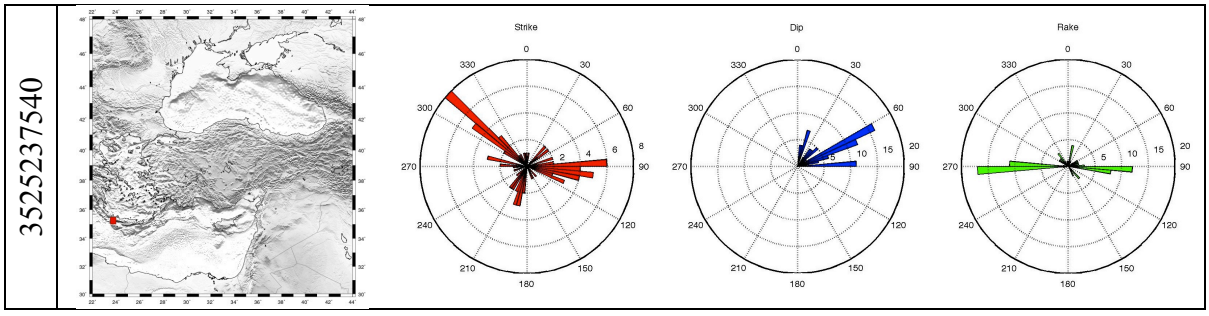

Figure D208. Strike/Dip/Rake variations in bin 3525237540.

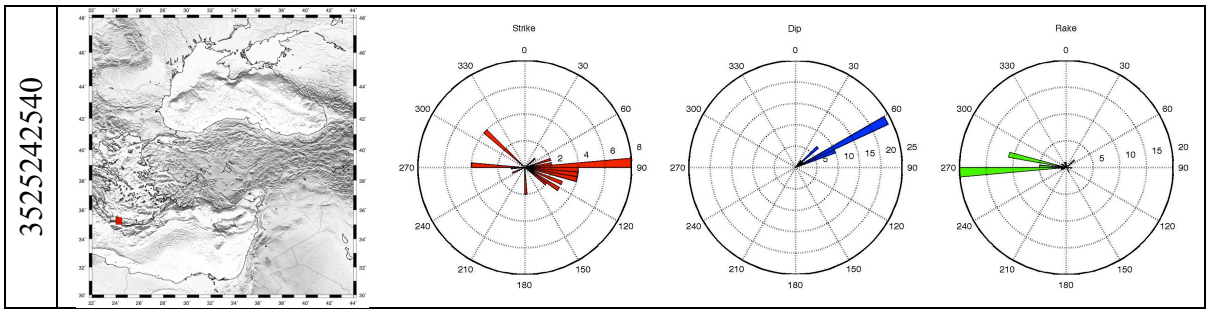

Figure D209. Strike/Dip/Rake variations in bin 3525242540.

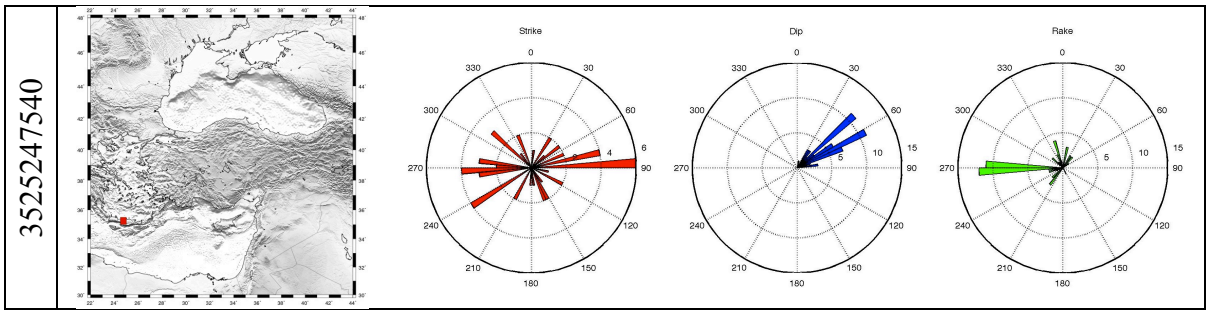

Figure D210. Strike/Dip/Rake variations in bin 3525247540.

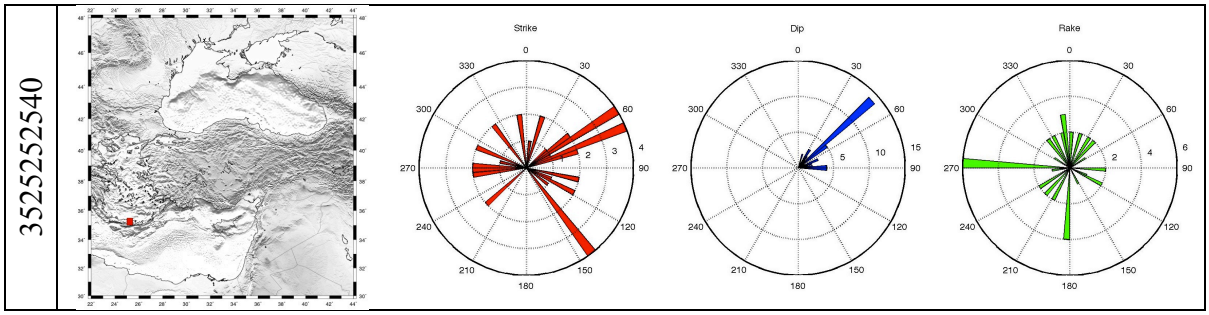

Figure D211. Strike/Dip/Rake variations in bin 3525252540.

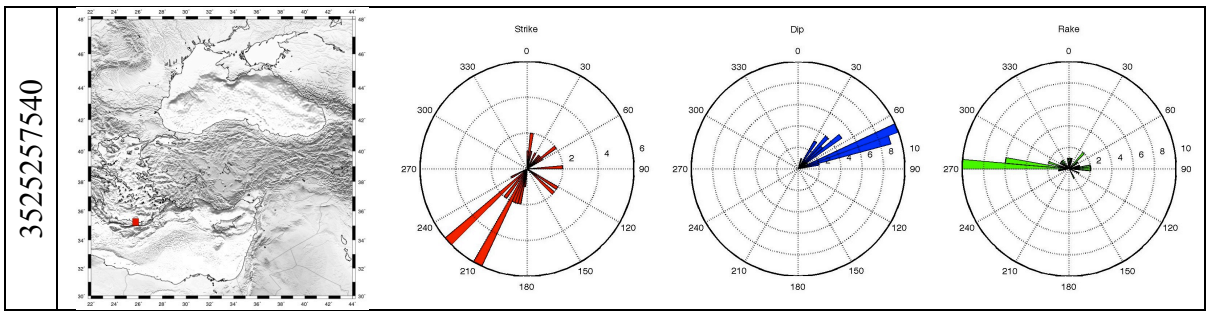

Figure D212. Strike/Dip/Rake variations in bin 3525257540.

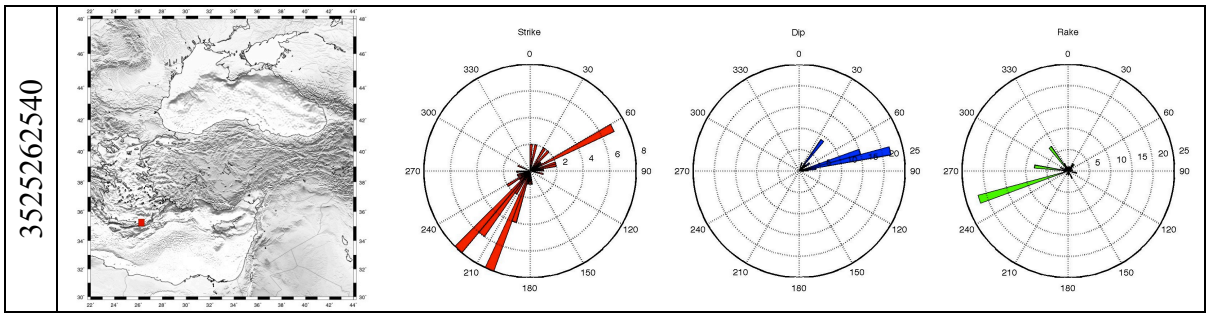

Figure D213. Strike/Dip/Rake variations in bin 3525262540.

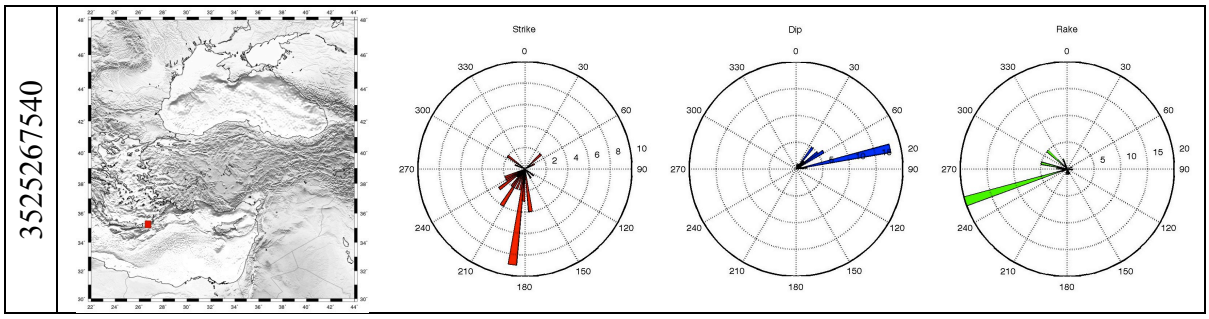

Figure D214. Strike/Dip/Rake variations in bin 3525267540.

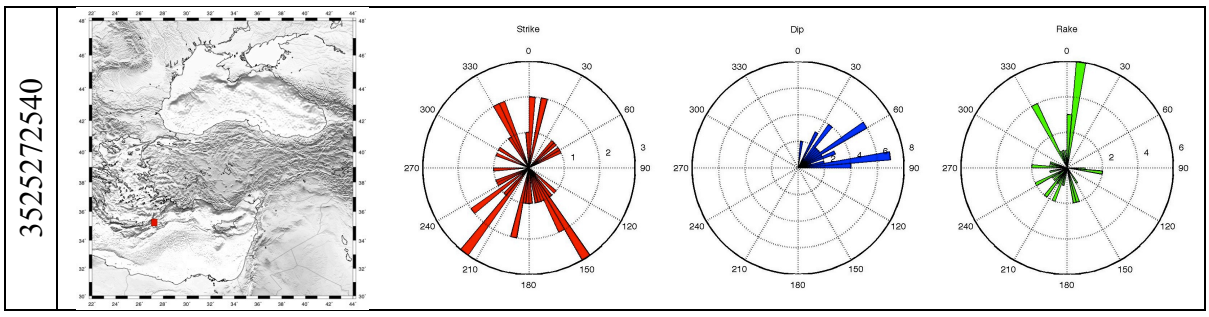

Figure D215. Strike/Dip/Rake variations in bin 3525272540.

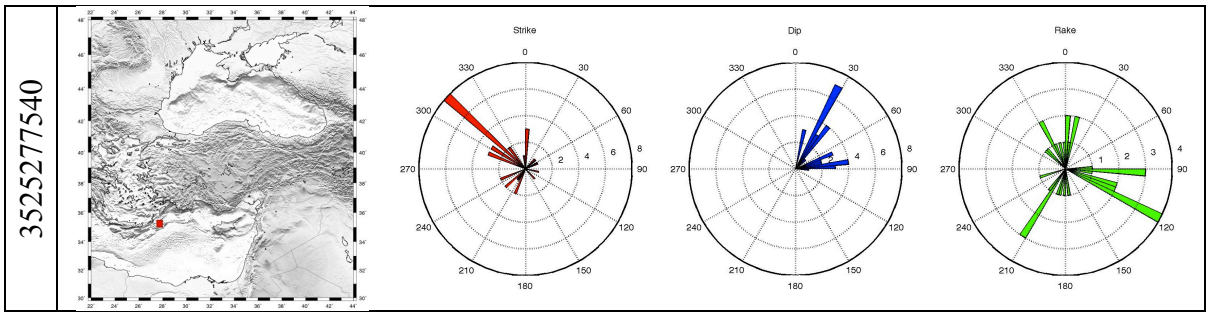

Figure D216. Strike/Dip/Rake variations in bin 3525277540.

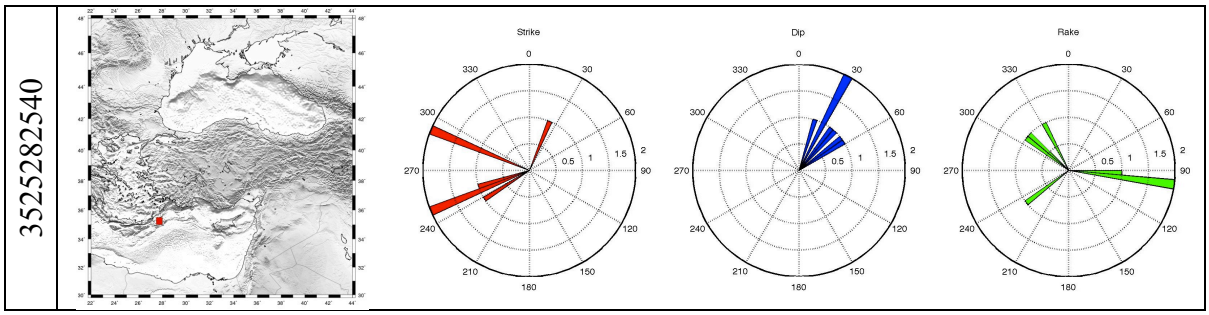

Figure D217. Strike/Dip/Rake variations in bin 3525282540.

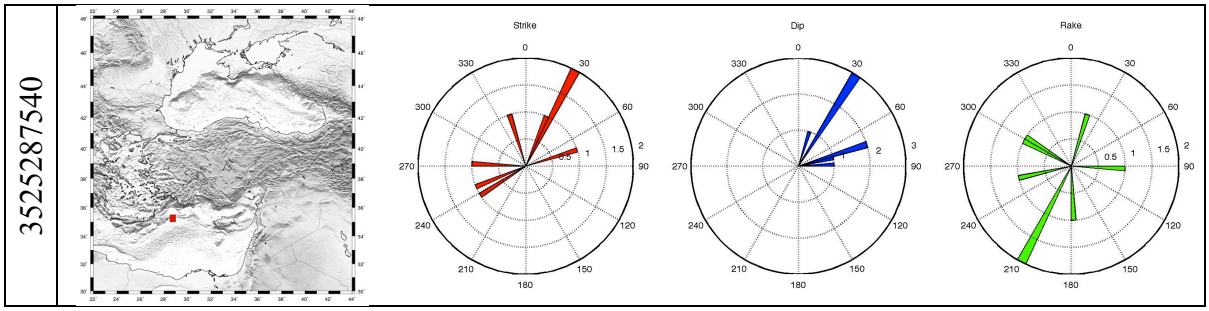

Figure D218. Strike/Dip/Rake variations in bin 3525287540.

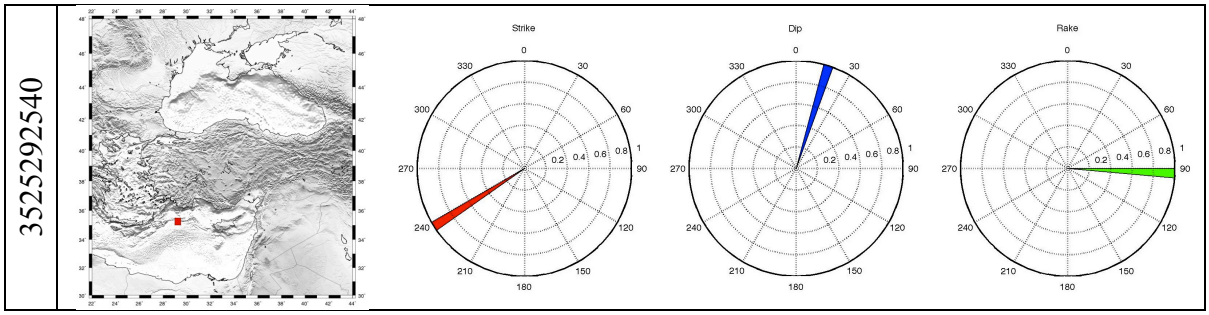

Figure D219. Strike/Dip/Rake variations in bin 3525292540.

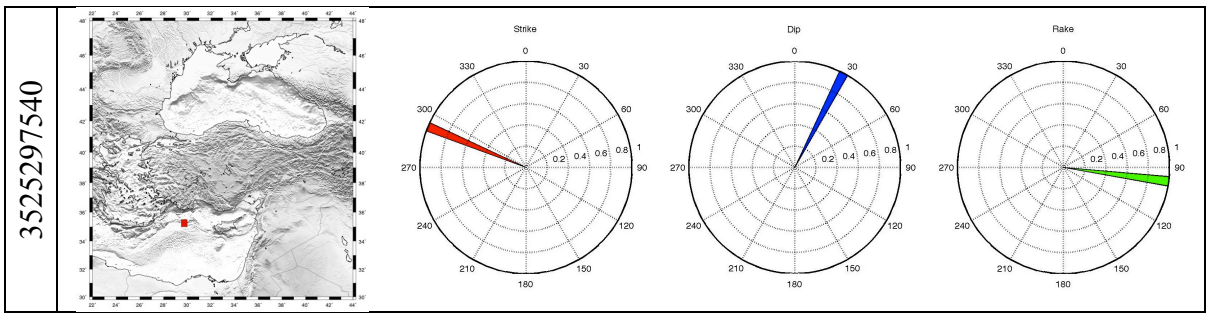

Figure D220. Strike/Dip/Rake variations in bin 3525297540.

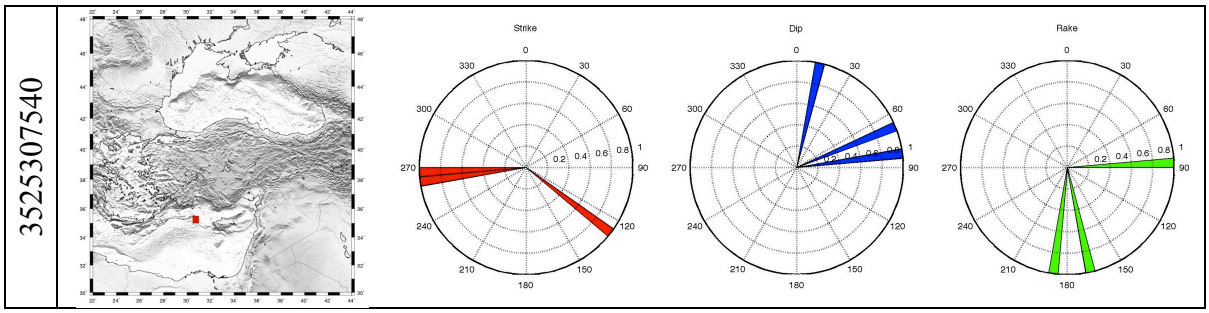

Figure D221. Strike/Dip/Rake variations in bin 3525307540.

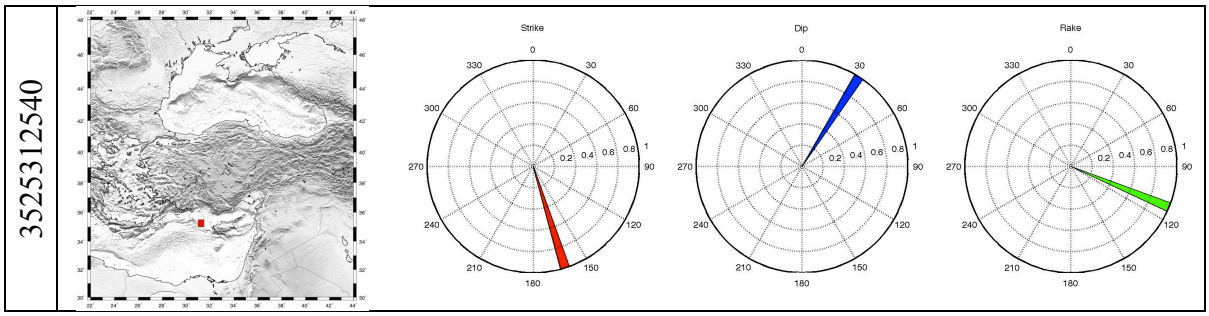

Figure D222. Strike/Dip/Rake variations in bin 3525312540.

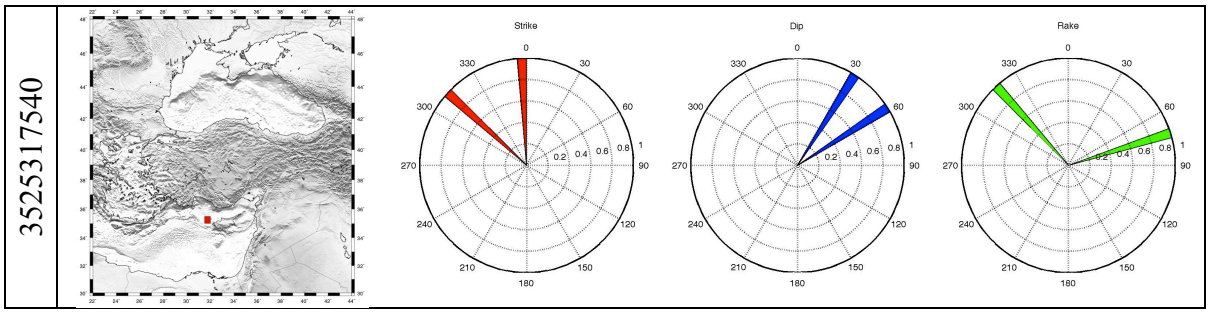

Figure D223. Strike/Dip/Rake variations in bin 3525317540.

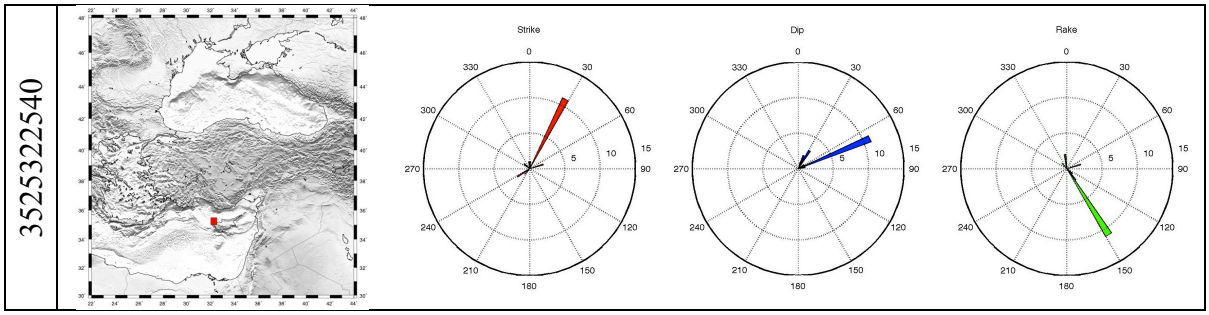

Figure D224. Strike/Dip/Rake variations in bin 3525322540.

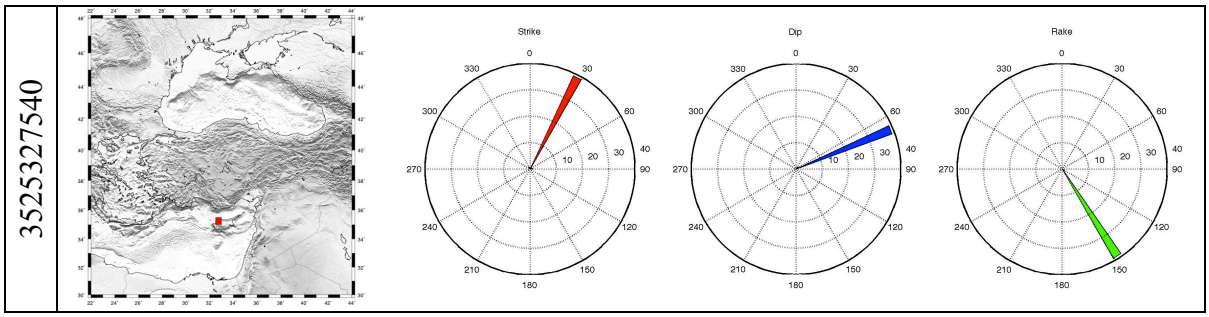

Figure D225. Strike/Dip/Rake variations in bin 3525327540.

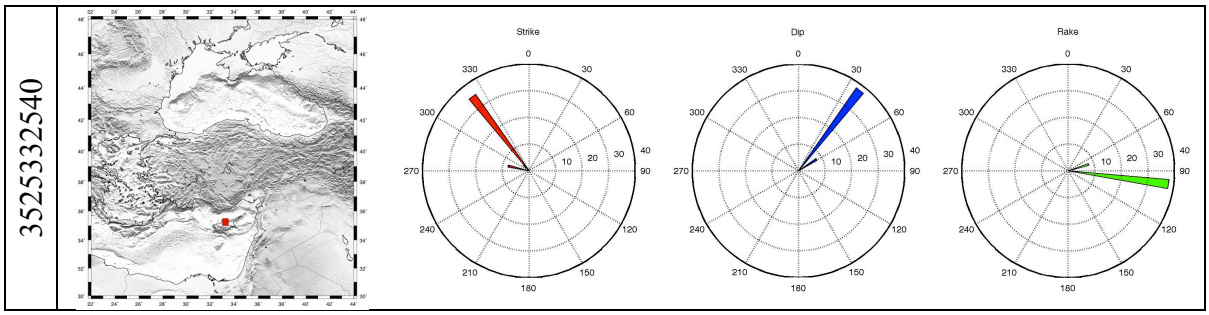

Figure D226. Strike/Dip/Rake variations in bin 3525332540.

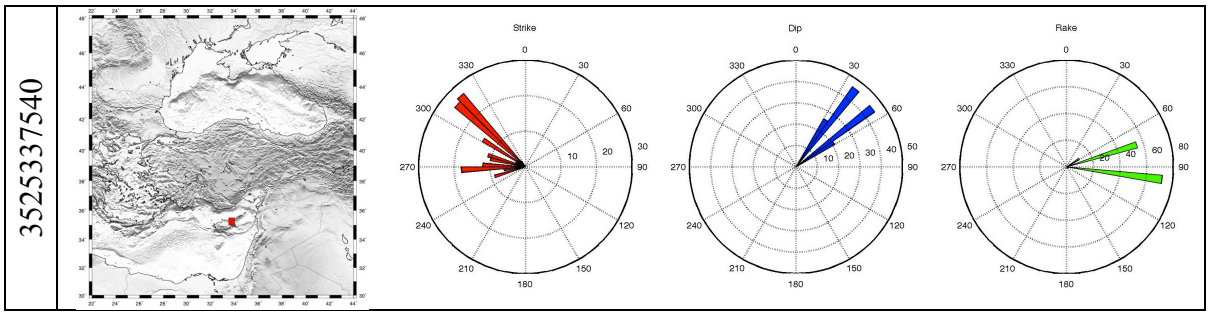

Figure D227. Strike/Dip/Rake variations in bin 3525337540.

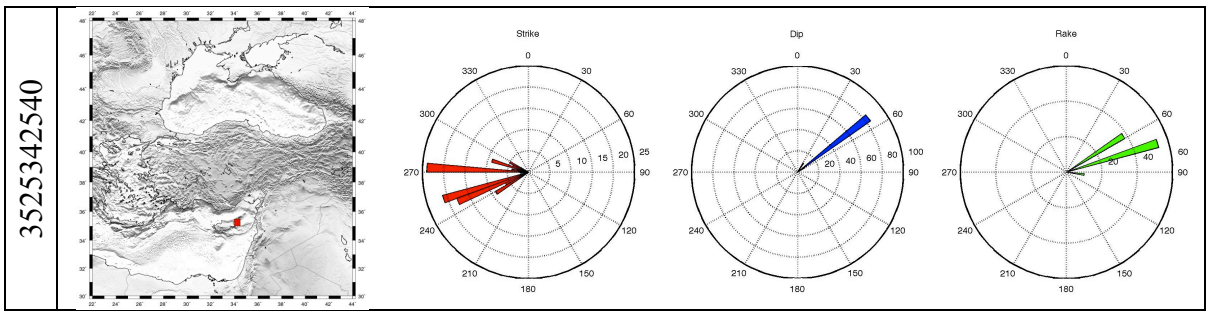

Figure D228. Strike/Dip/Rake variations in bin 3525342540.

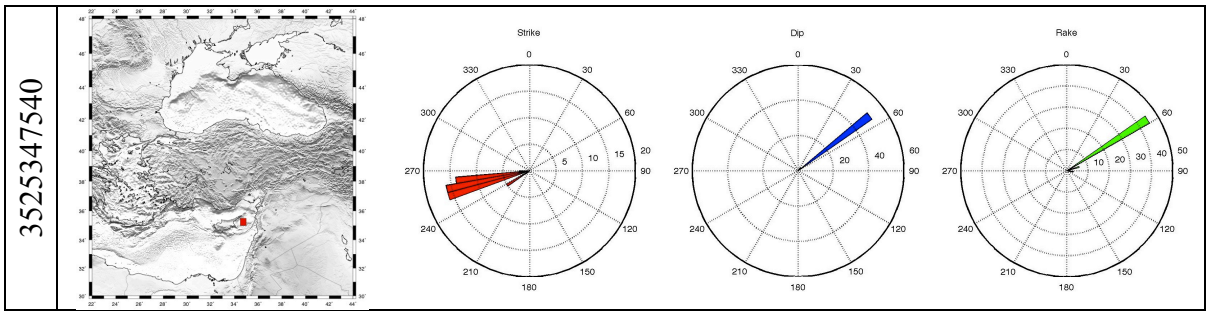

Figure D229. Strike/Dip/Rake variations in bin 3525347540.

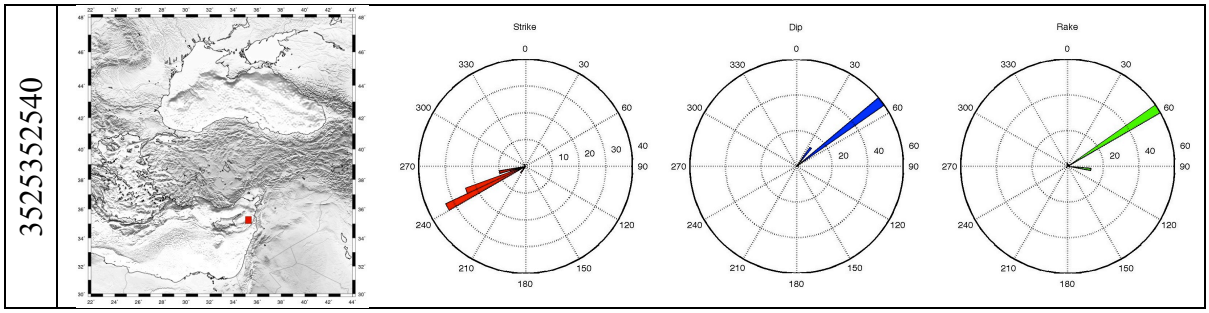

Figure D230. Strike/Dip/Rake variations in bin 3525352540.

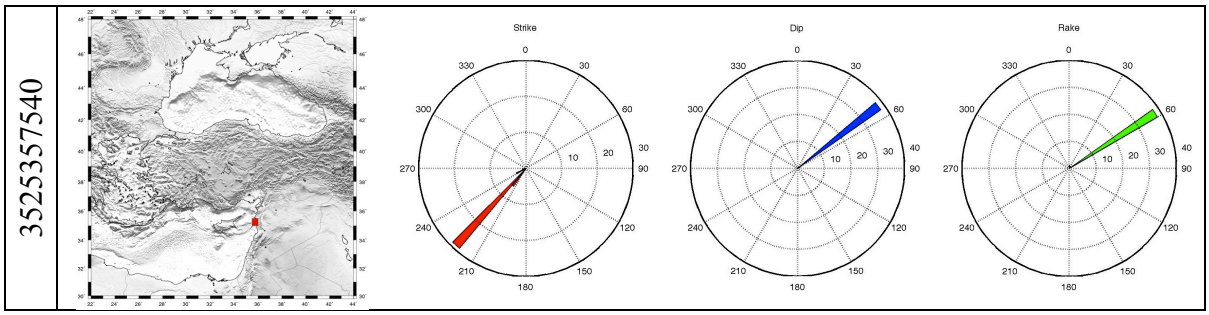

Figure D231. Strike/Dip/Rake variations in bin 3525357540.

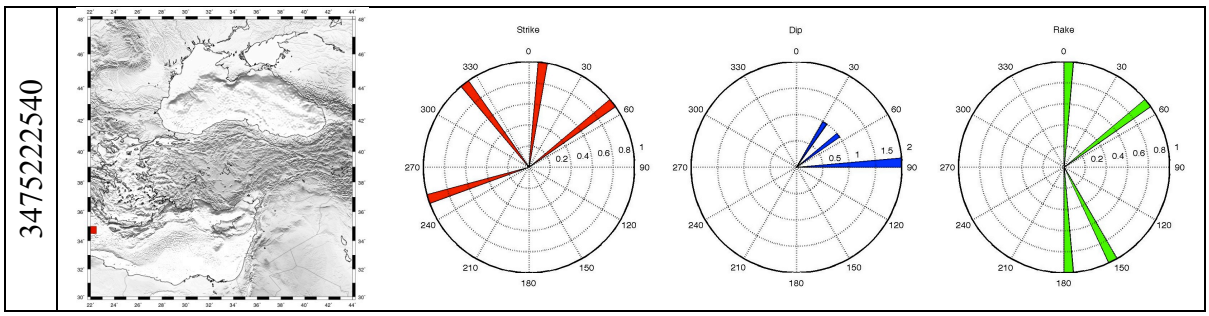

Figure D232. Strike/Dip/Rake variations in bin 3475222540.

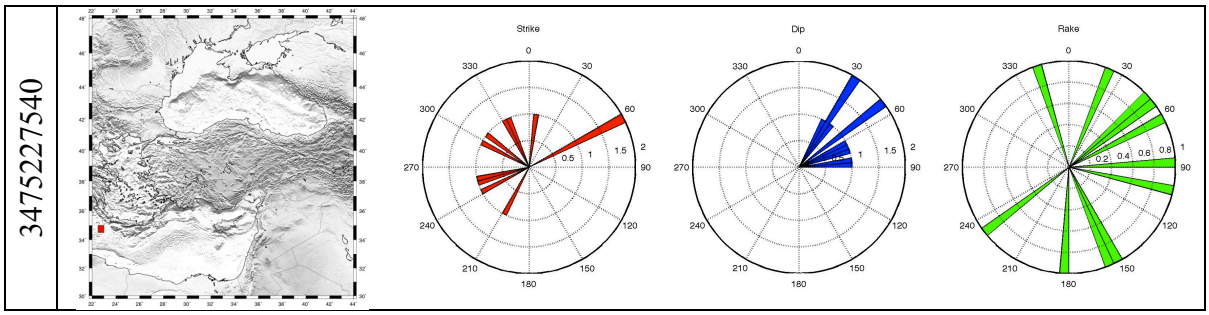

Figure D233. Strike/Dip/Rake variations in bin 3475227540.

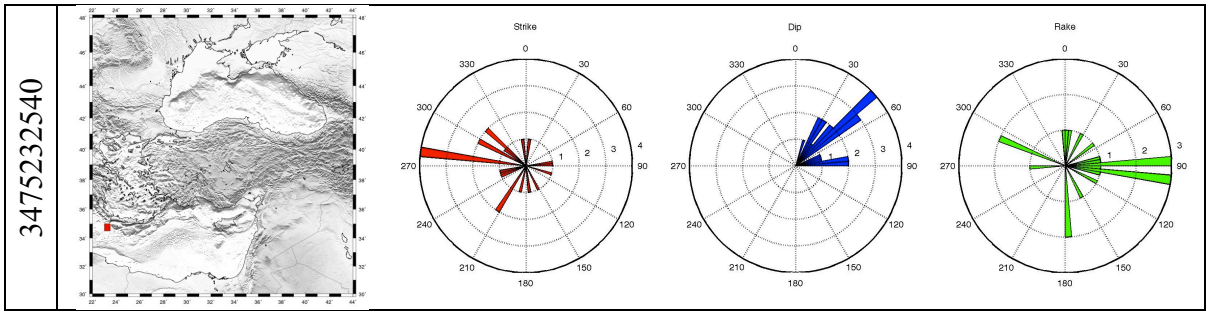

Figure D234. Strike/Dip/Rake variations in bin 3475232540.

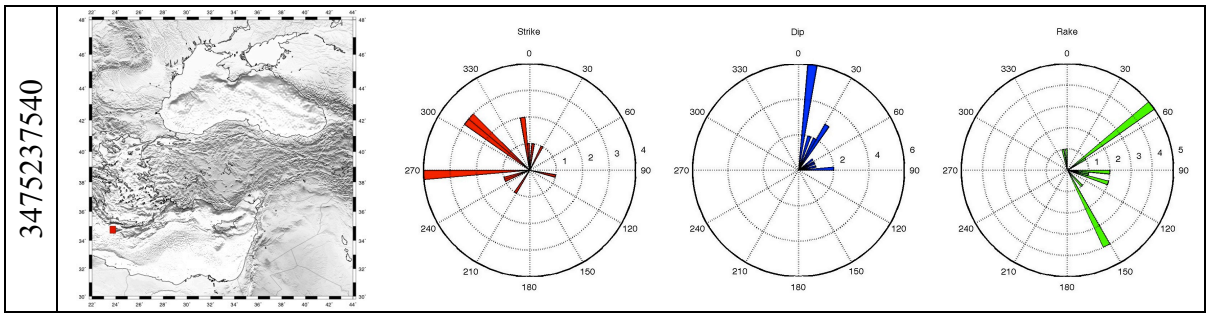

Figure D235. Strike/Dip/Rake variations in bin 3475237540.

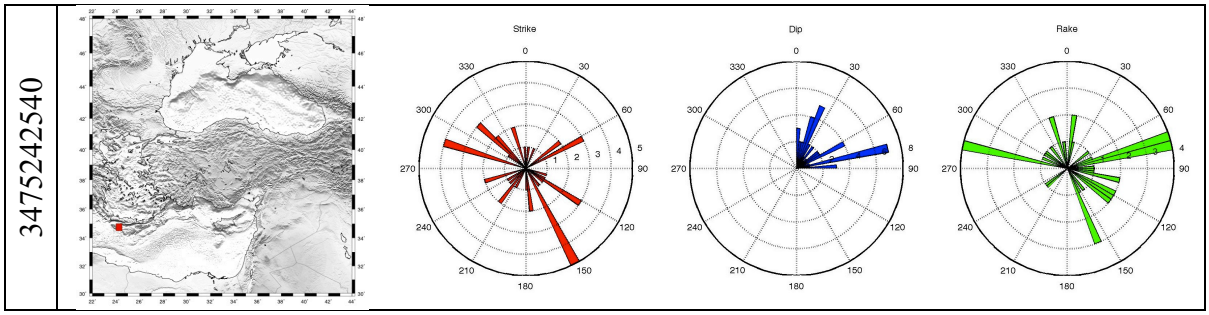

Figure D236. Strike/Dip/Rake variations in bin 3475242540.

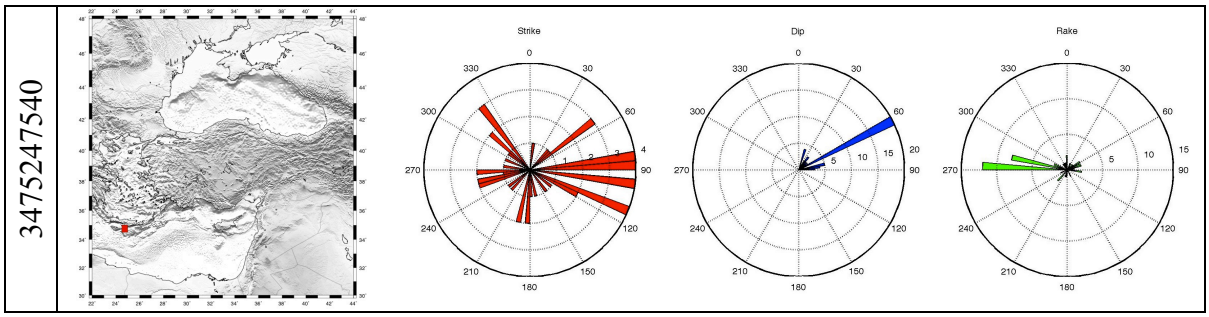

Figure D237. Strike/Dip/Rake variations in bin 3475247540.

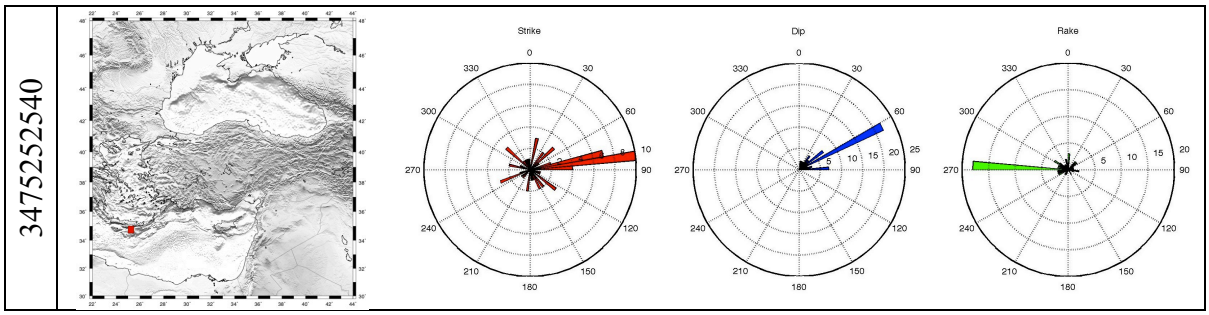

Figure D238. Strike/Dip/Rake variations in bin 3475252540.

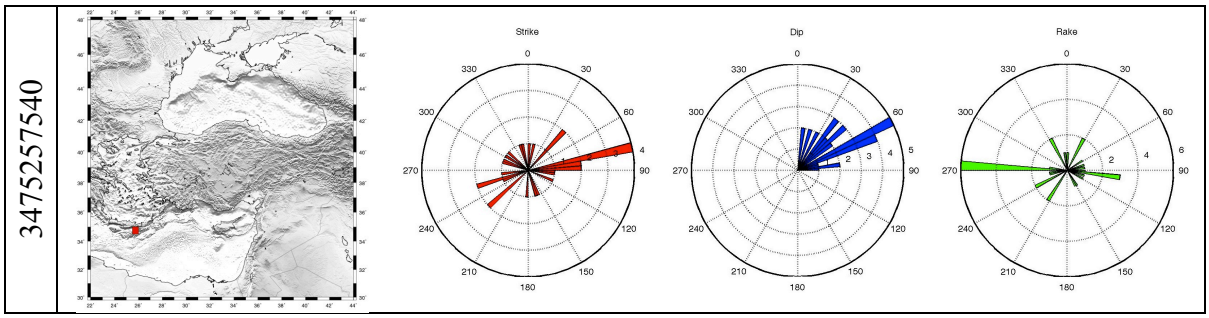

Figure D239. Strike/Dip/Rake variations in bin 3475257540.

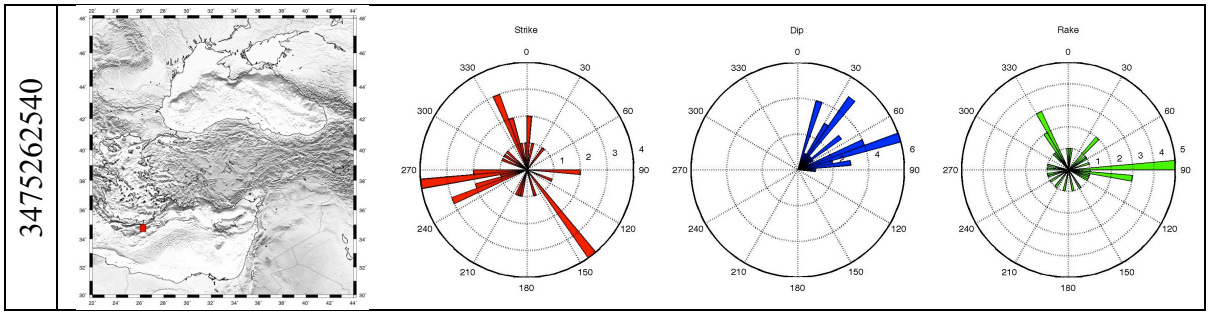

Figure D240. Strike/Dip/Rake variations in bin 3475262540.

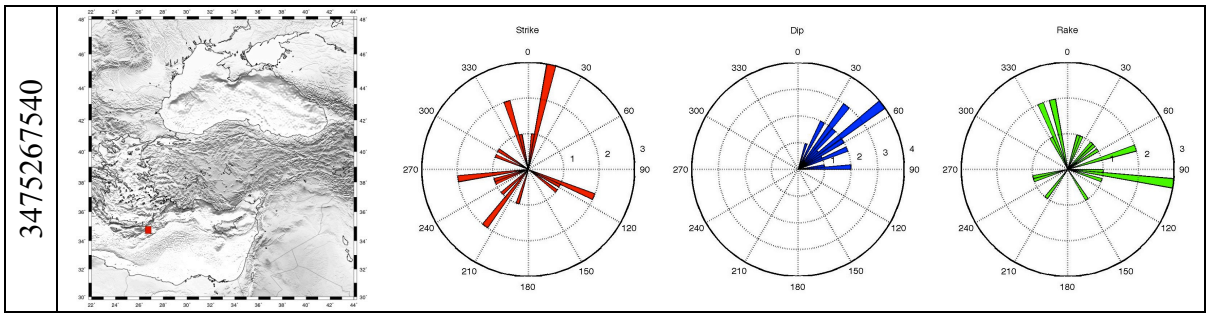

Figure D241. Strike/Dip/Rake variations in bin 3475267540.

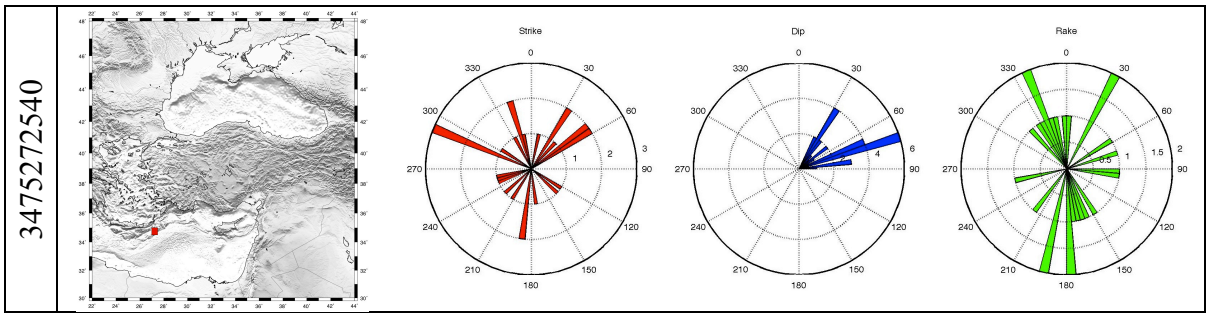

Figure D242. Strike/Dip/Rake variations in bin 3475272540.

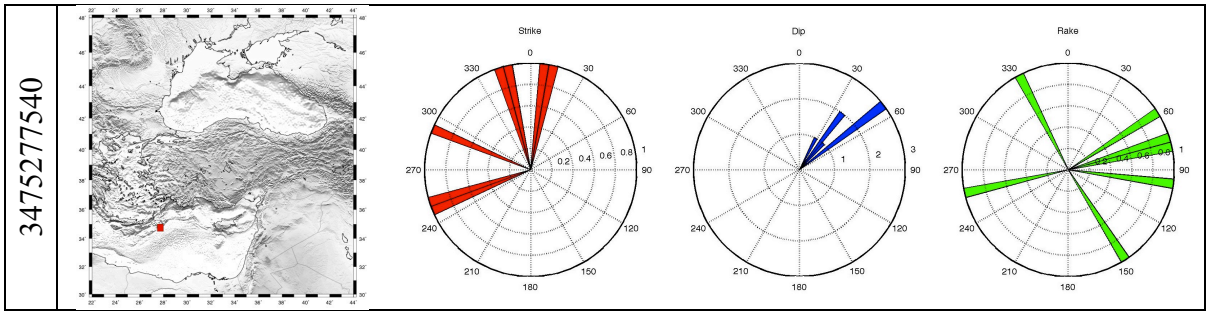

Figure D243. Strike/Dip/Rake variations in bin 3475277540.

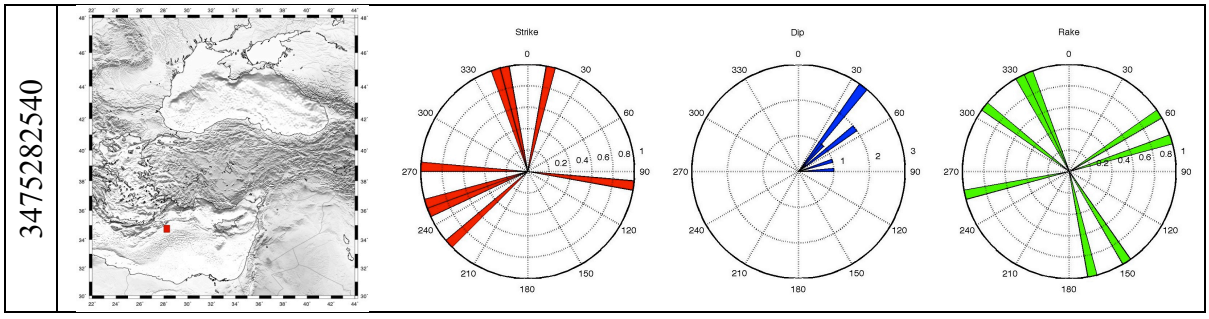

Figure D244. Strike/Dip/Rake variations in bin 3475282540.

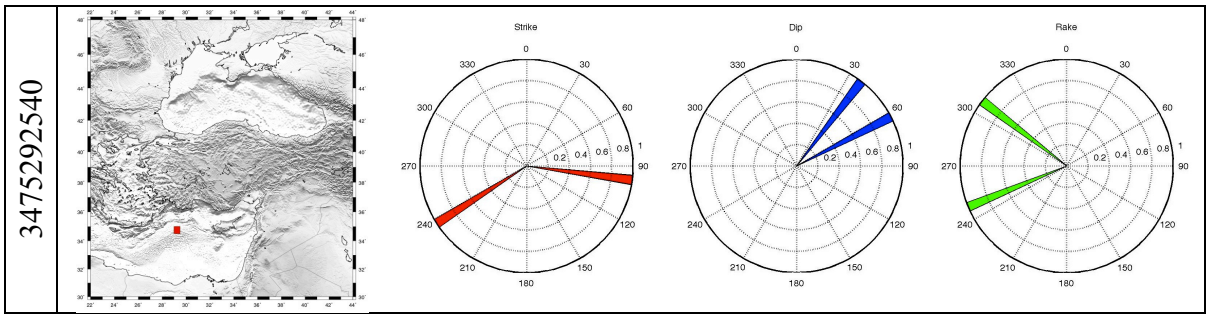

Figure D245. Strike/Dip/Rake variations in bin 3475292540.

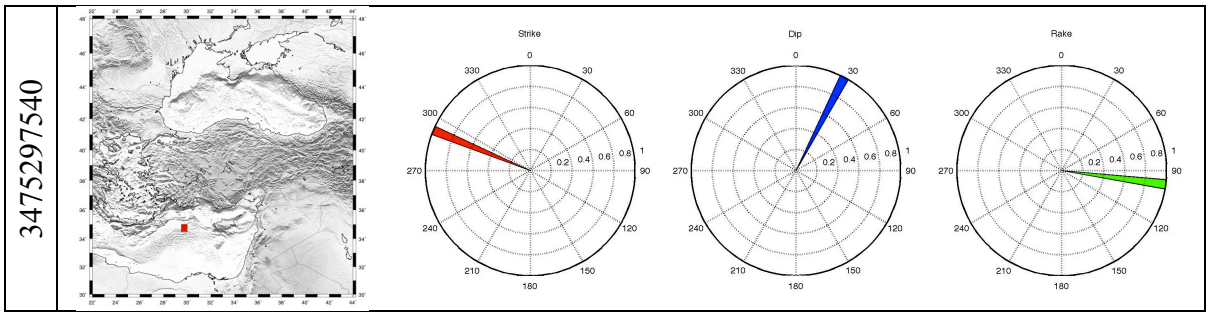

Figure D246. Strike/Dip/Rake variations in bin 3475297540.

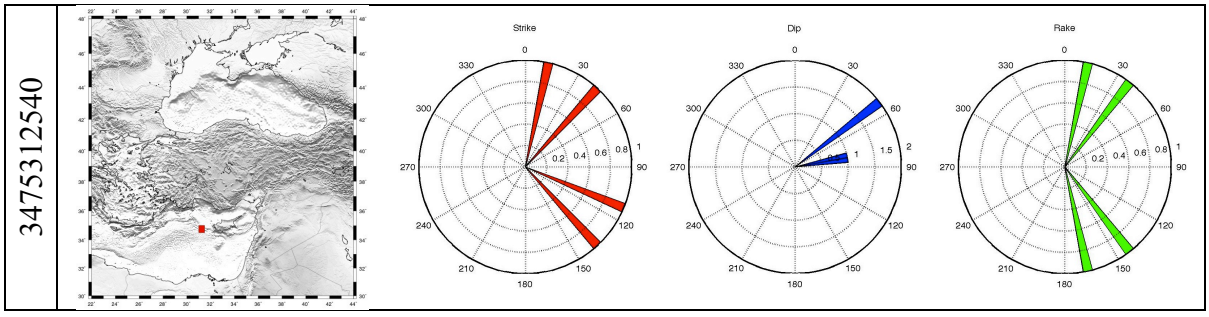

Figure D247. Strike/Dip/Rake variations in bin 3475312540.

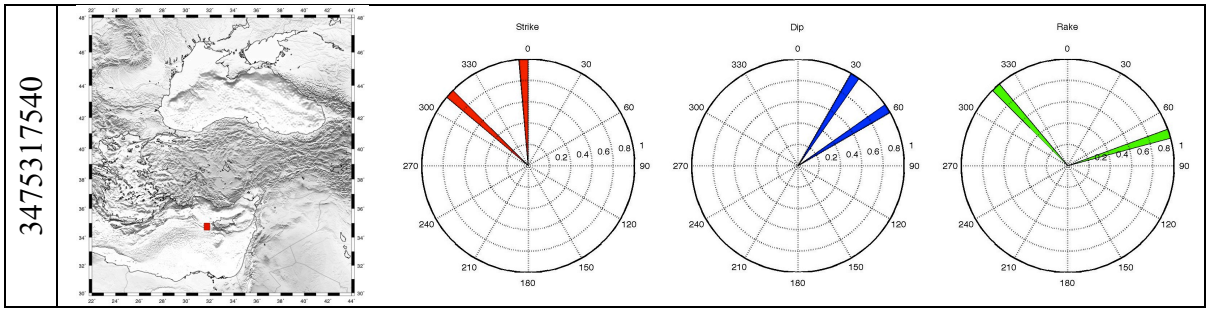

Figure D248. Strike/Dip/Rake variations in bin 3475317540.

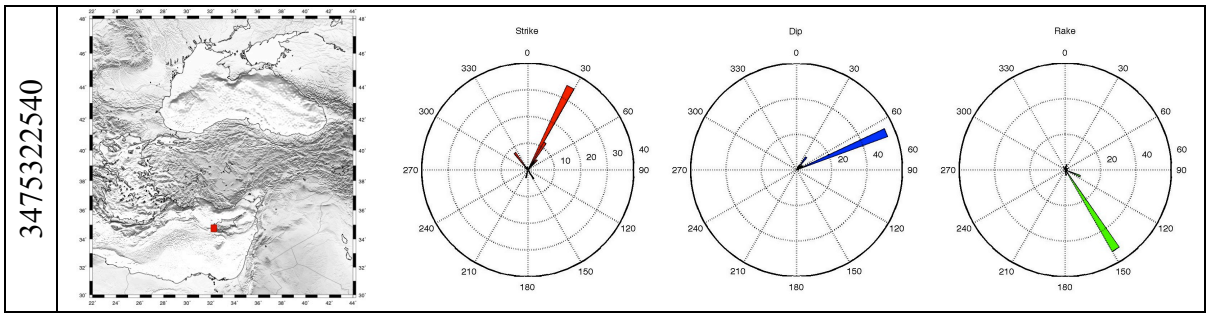

Figure D249. Strike/Dip/Rake variations in bin 3475322540.

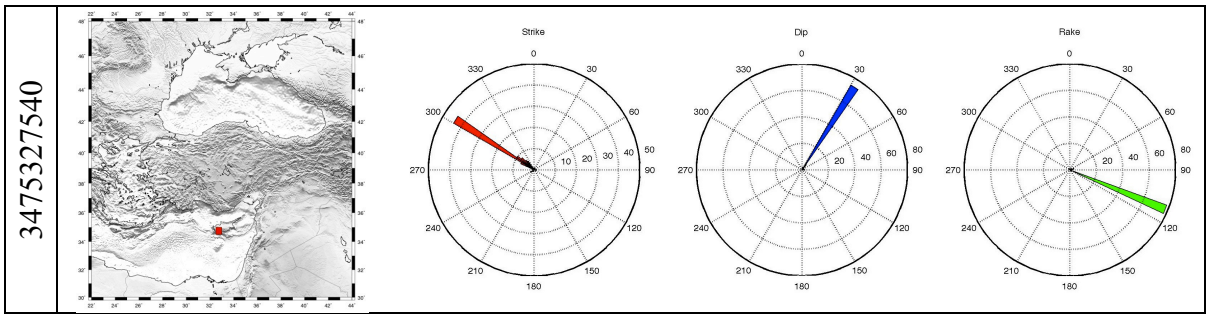

Figure D250. Strike/Dip/Rake variations in bin 3475327540.

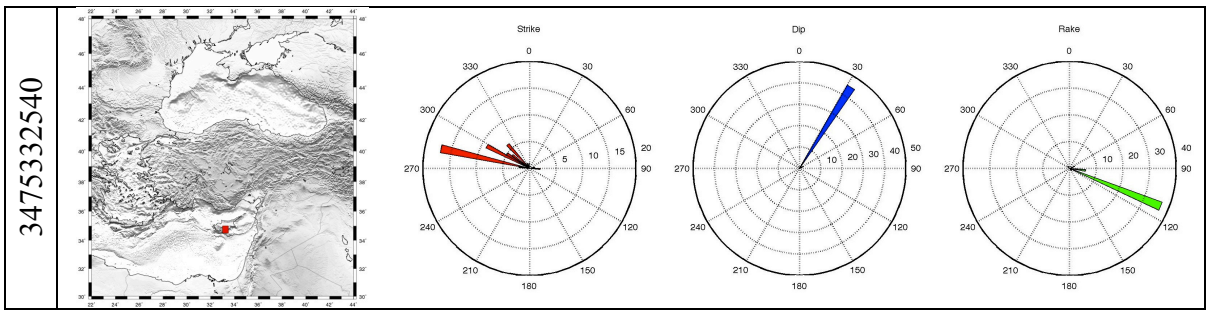

Figure D251. Strike/Dip/Rake variations in bin 3475332540.

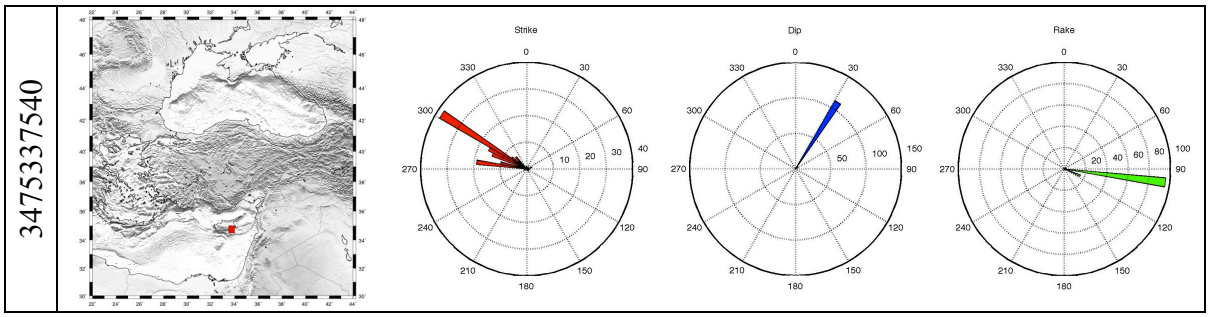

Figure D252. Strike/Dip/Rake variations in bin 3475337540.

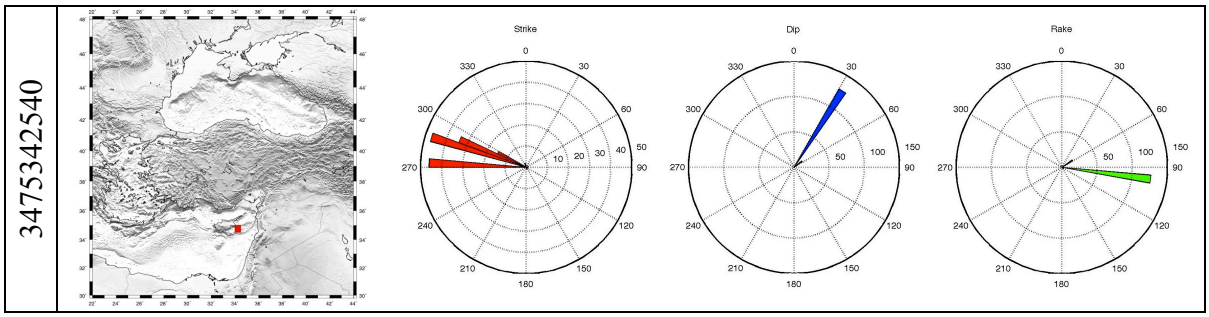

Figure D253. Strike/Dip/Rake variations in bin 3475342540.

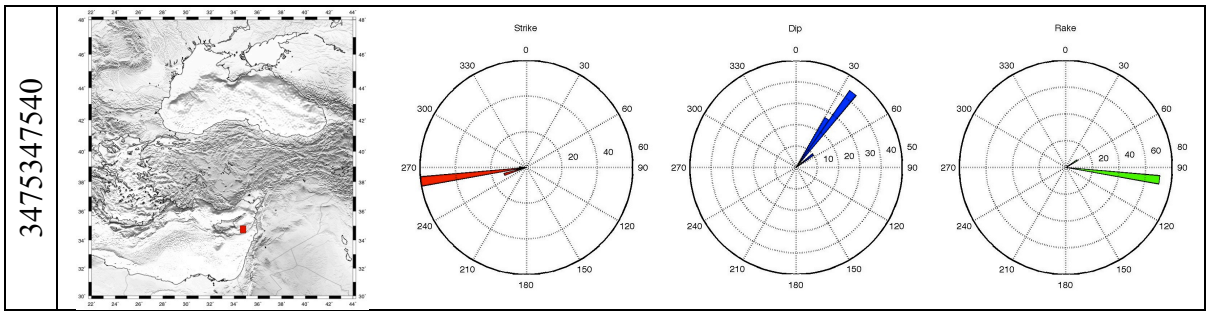

Figure D254. Strike/Dip/Rake variations in bin 3475347540.

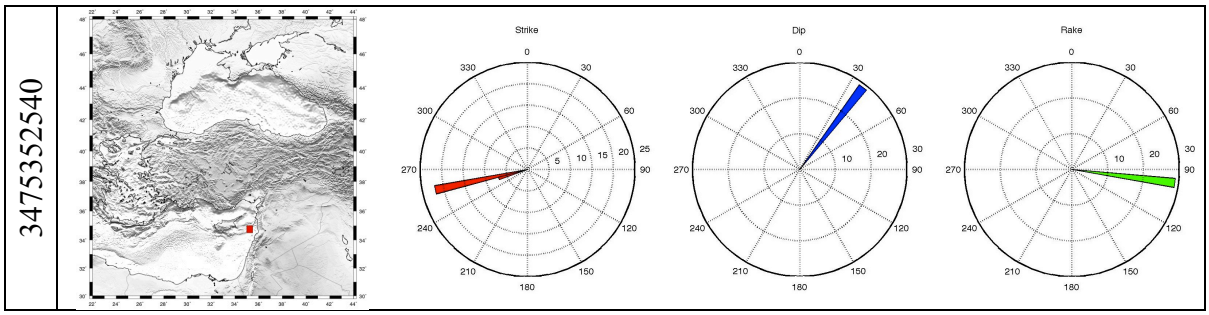

Figure D255. Strike/Dip/Rake variations in bin 3475352540.

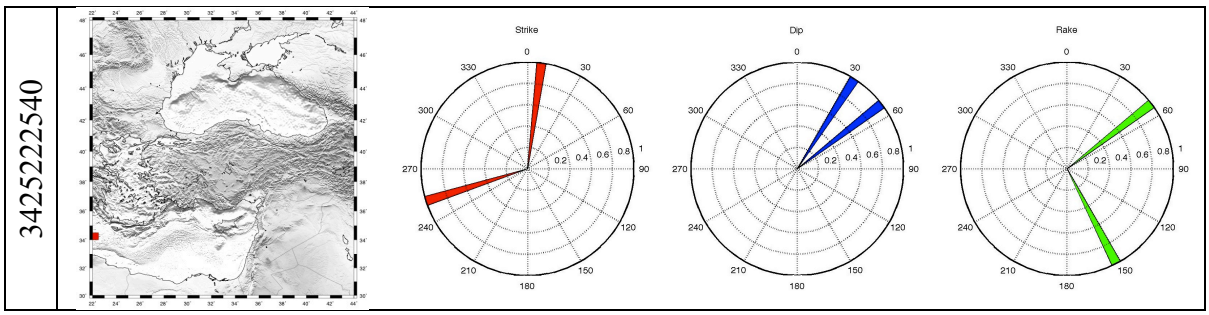

Figure D256. Strike/Dip/Rake variations in bin 3425222540.

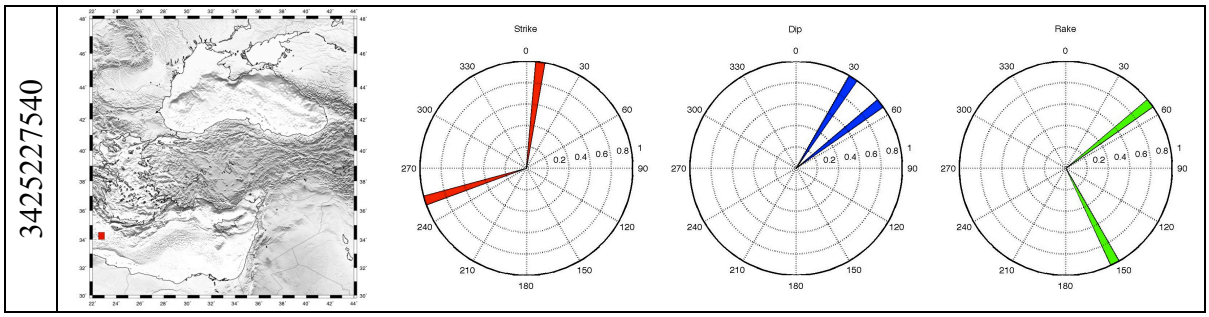

Figure D257. Strike/Dip/Rake variations in bin 3425227540.

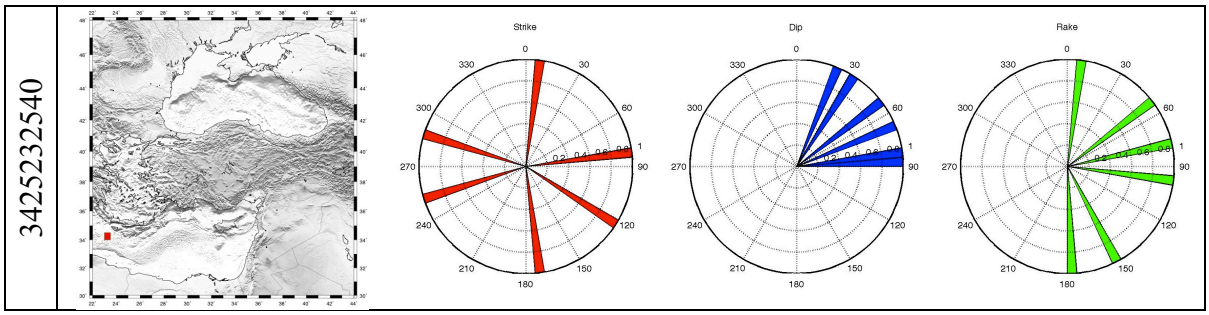

Figure D258. Strike/Dip/Rake variations in bin 3425232540.

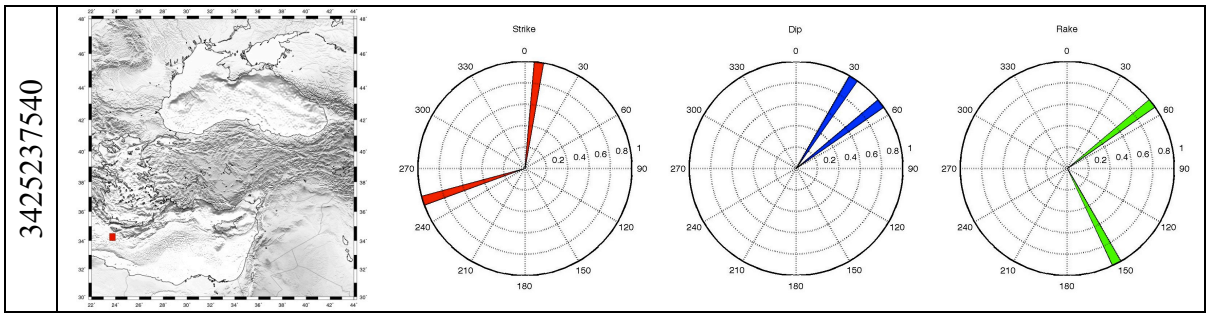

Figure D259. Strike/Dip/Rake variations in bin 3425237540.

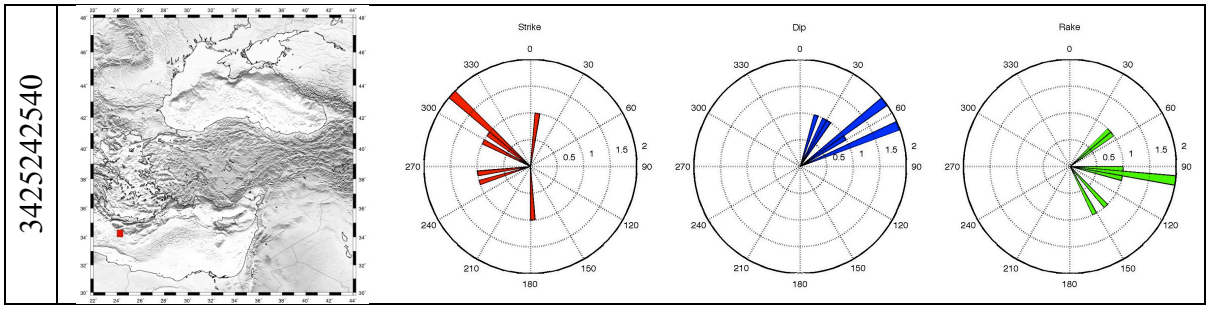

Figure D260. Strike/Dip/Rake variations in bin 3425242540.

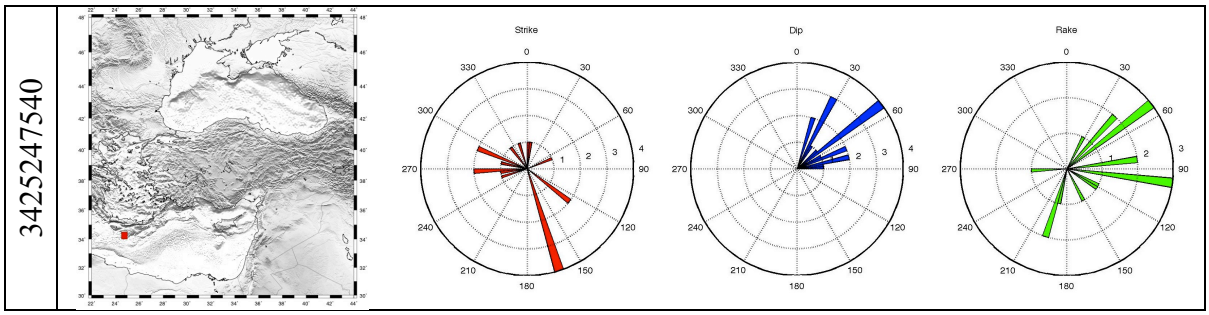

Figure D261. Strike/Dip/Rake variations in bin 3425247540.

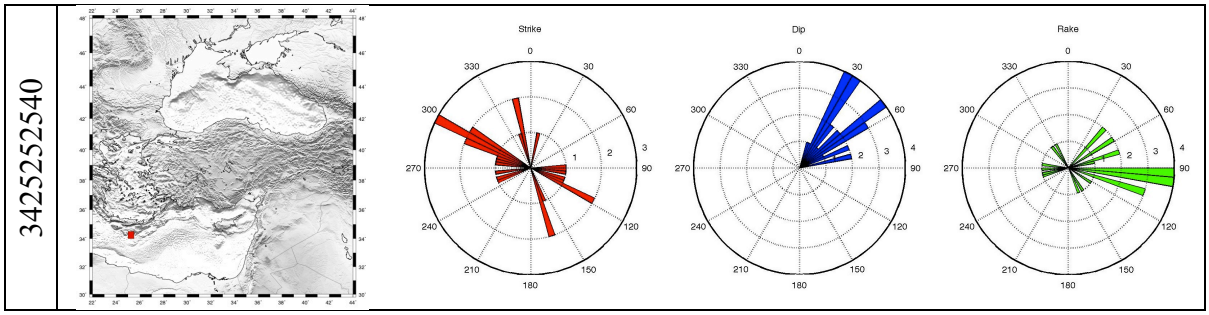

Figure D262. Strike/Dip/Rake variations in bin 3425252540.

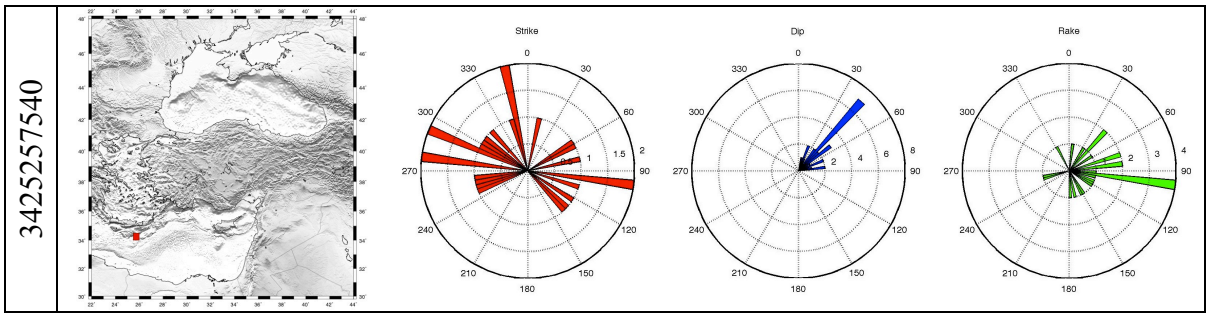

Figure D263. Strike/Dip/Rake variations in bin 3425257540.

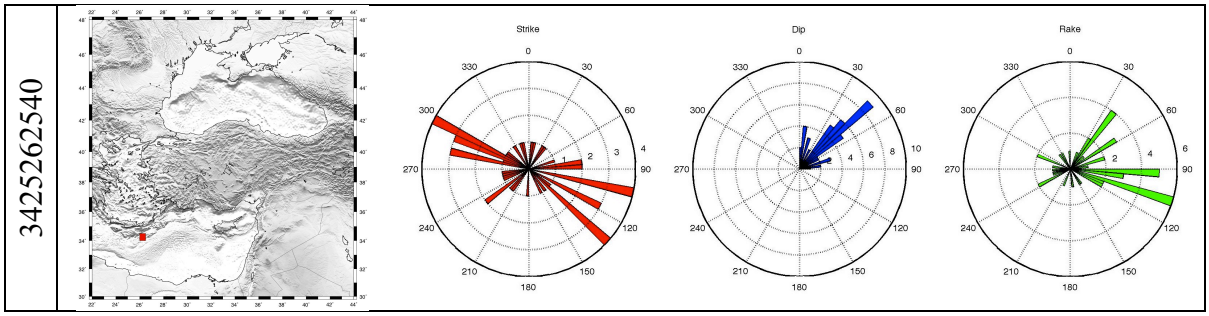

Figure D264. Strike/Dip/Rake variations in bin 3425262540.

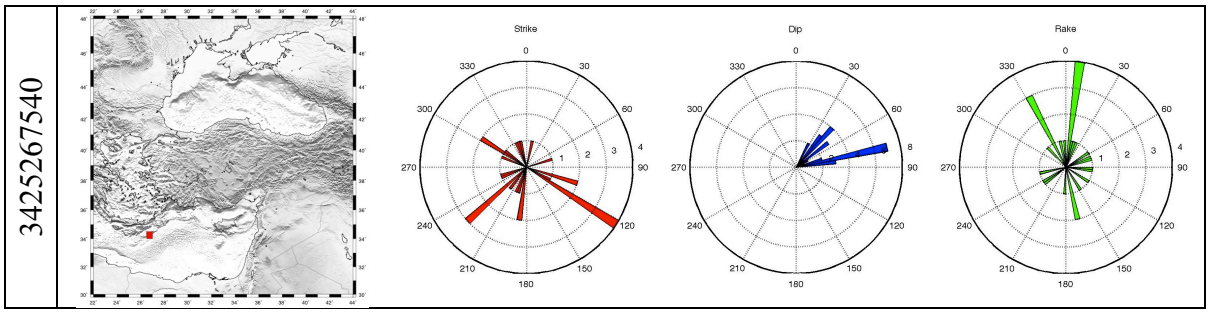

Figure D265. Strike/Dip/Rake variations in bin 3425267540.

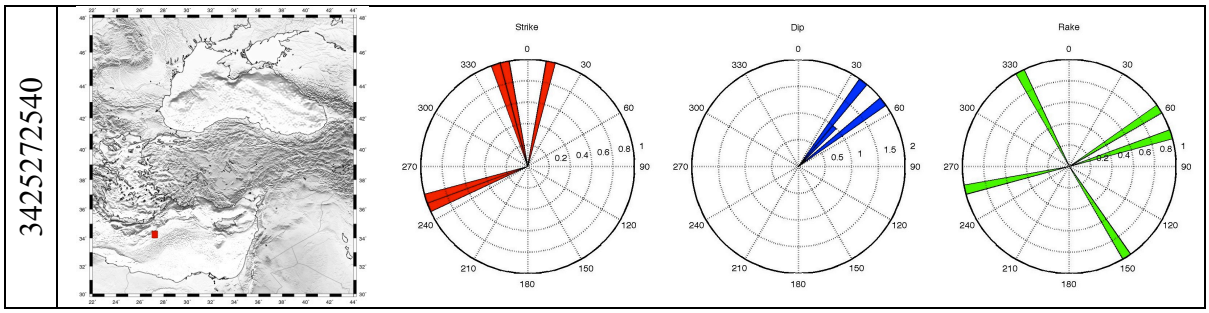

Figure D266. Strike/Dip/Rake variations in bin 3425272540.

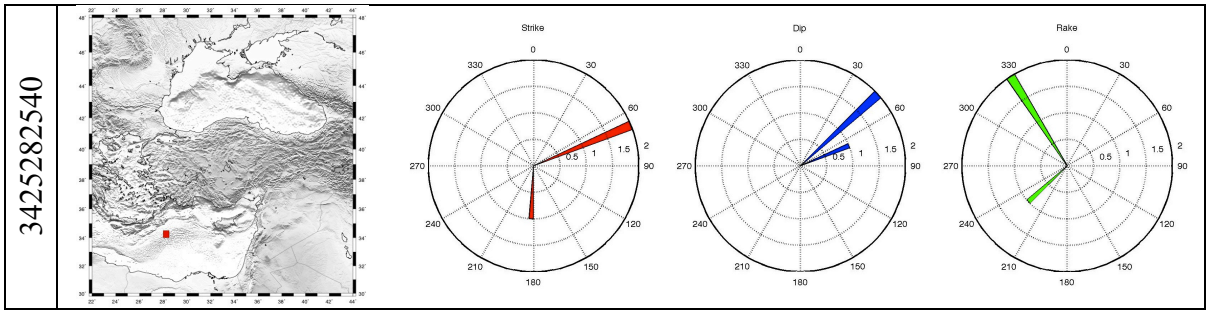

Figure D267. Strike/Dip/Rake variations in bin 3425282540.

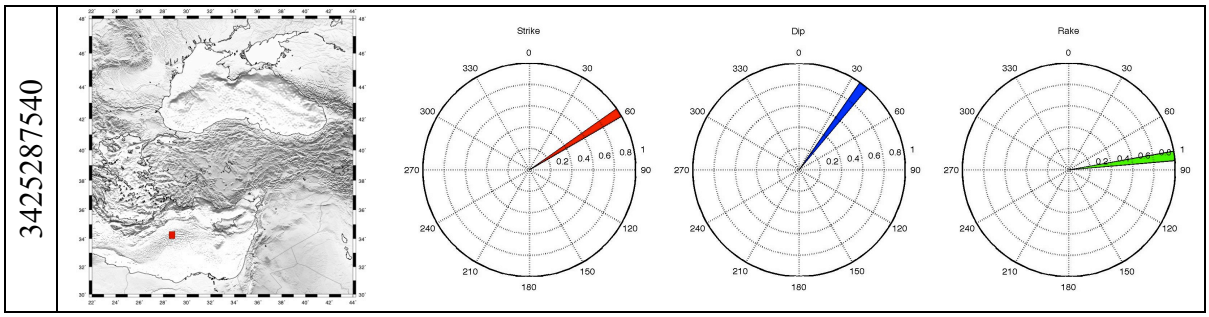

Figure D268. Strike/Dip/Rake variations in bin 3425287540.

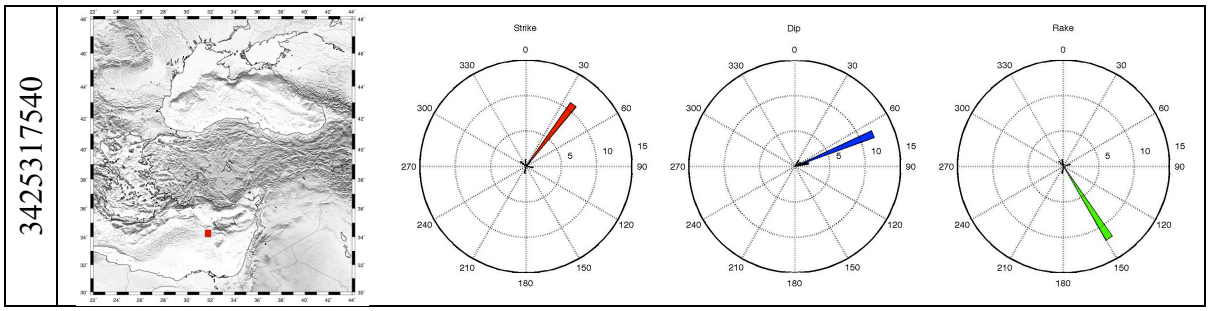

Figure D269. Strike/Dip/Rake variations in bin 3425317540.

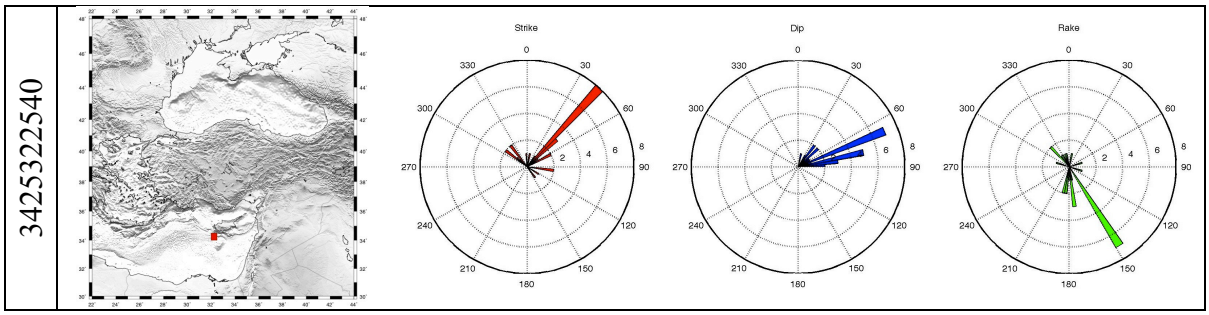

Figure D270. Strike/Dip/Rake variations in bin 3425322540.

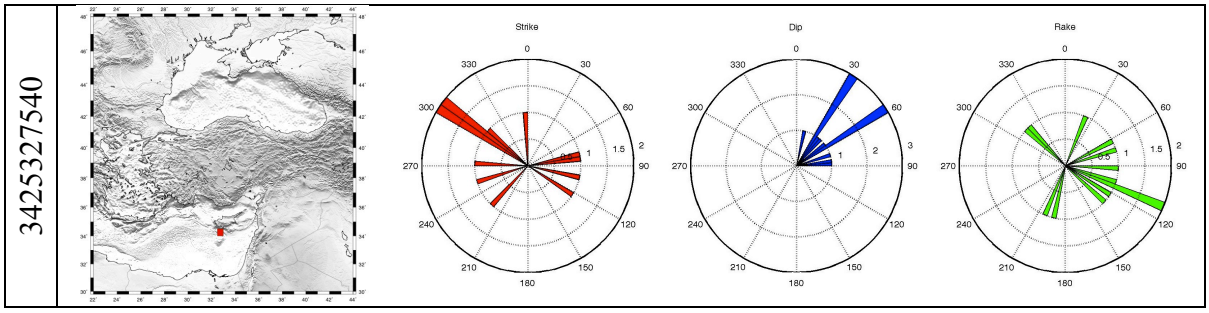

Figure D271. Strike/Dip/Rake variations in bin 3425327540.

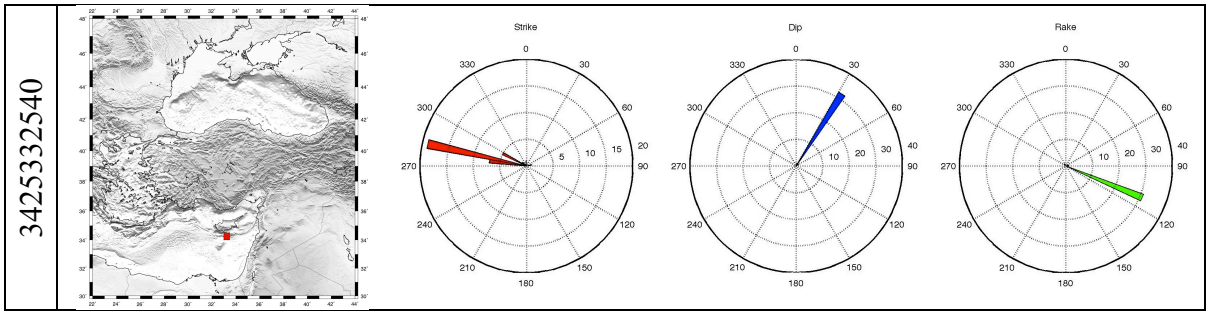

Figure D272. Strike/Dip/Rake variations in bin 3425332540.

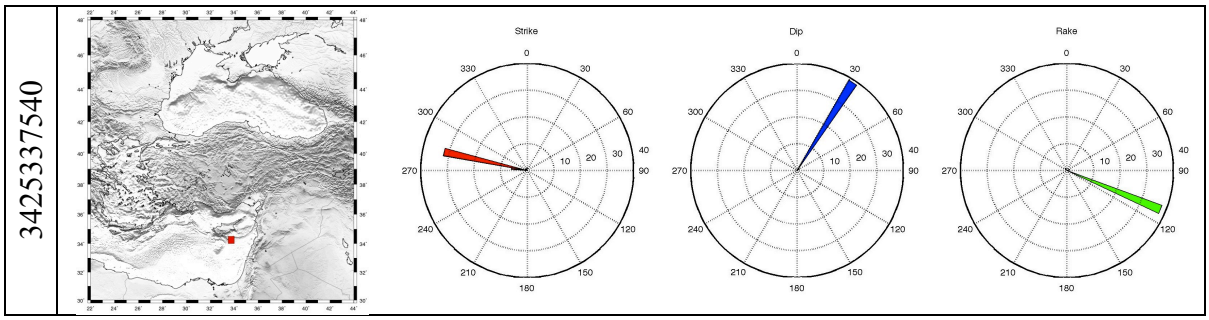

Figure D273. Strike/Dip/Rake variations in bin 3425337540.

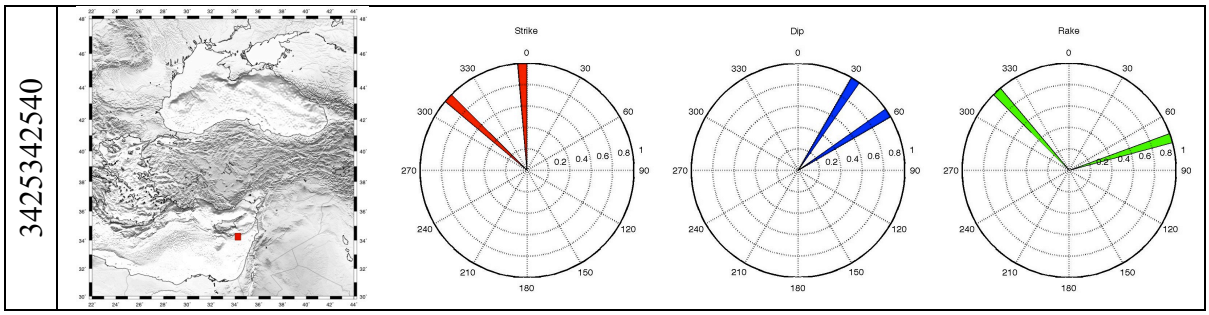

Figure D274. Strike/Dip/Rake variations in bin 3425342540.

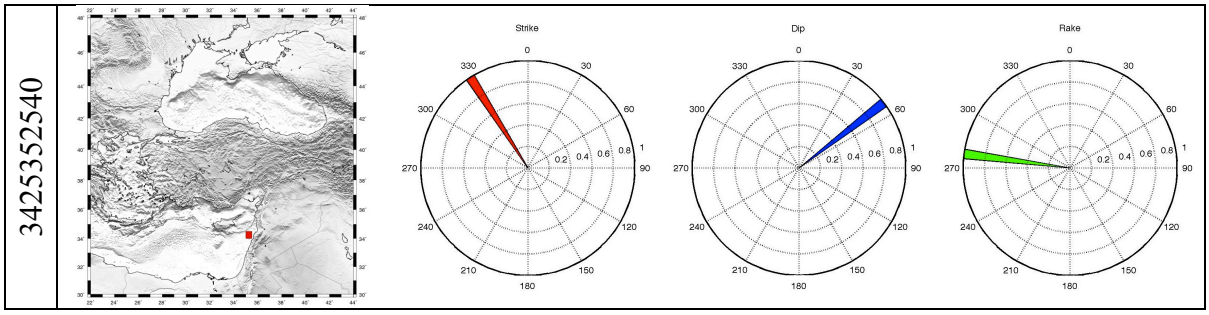

Figure D275. Strike/Dip/Rake variations in bin 3425352540.

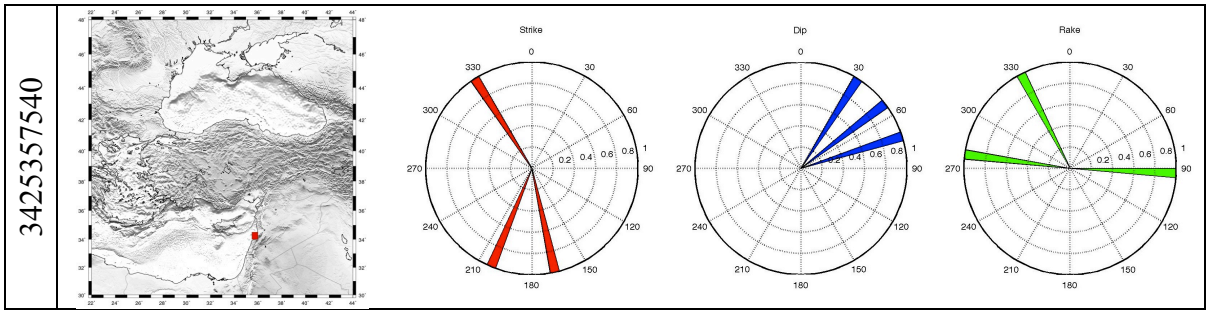

Figure D276. Strike/Dip/Rake variations in bin 3425357540.

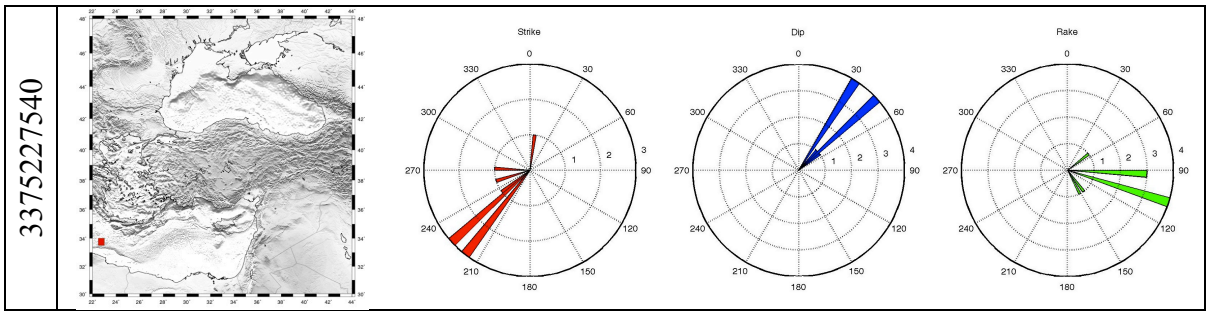

Figure D277. Strike/Dip/Rake variations in bin 3375227540.

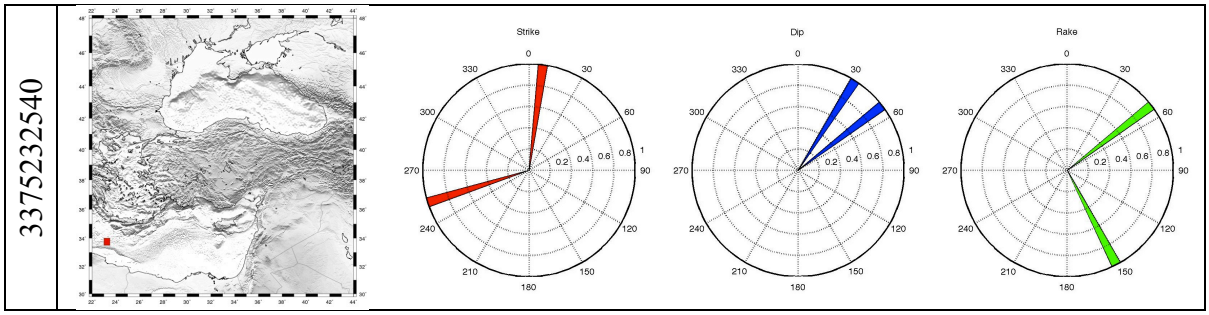

Figure D278. Strike/Dip/Rake variations in bin 3375232540.

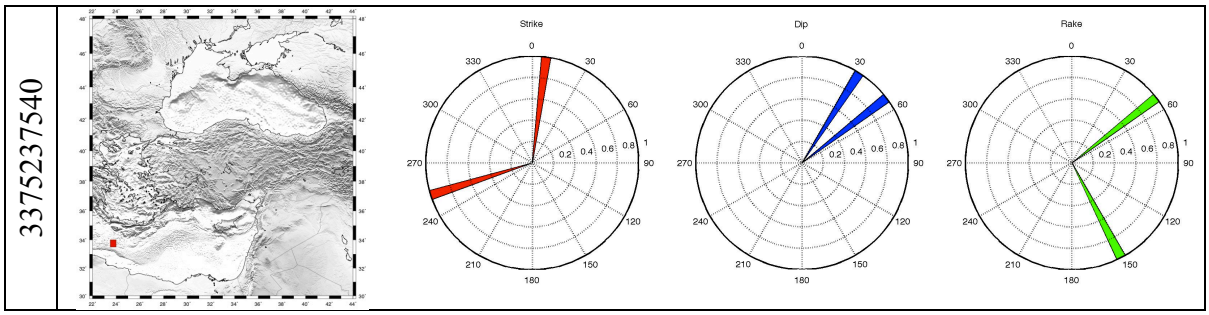

Figure D279. Strike/Dip/Rake variations in bin 3375237540.

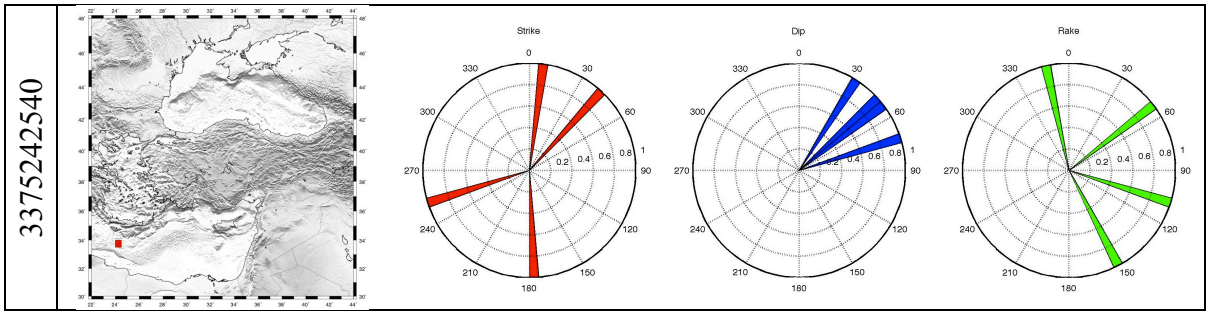

Figure D280. Strike/Dip/Rake variations in bin 3375242540.

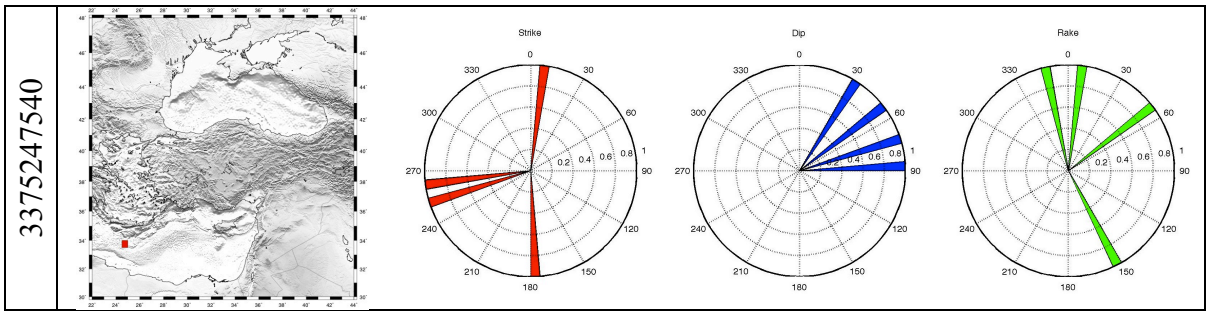

Figure D281. Strike/Dip/Rake variations in bin 3375247540.

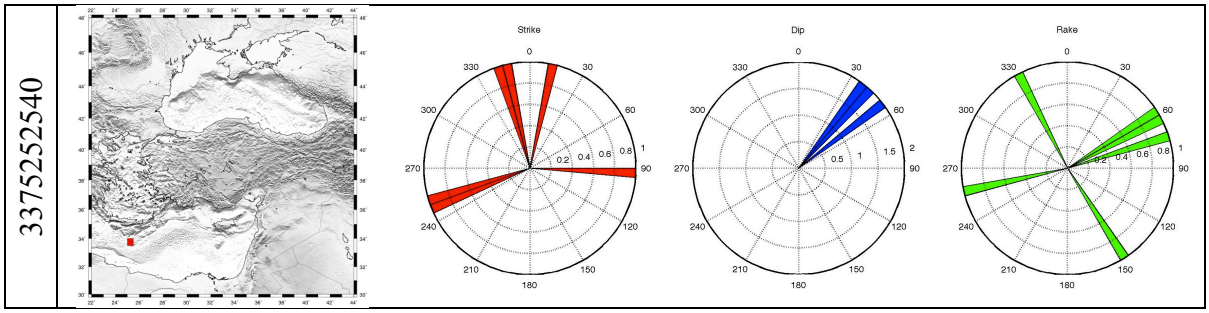

Figure D282. Strike/Dip/Rake variations in bin 3375252540.

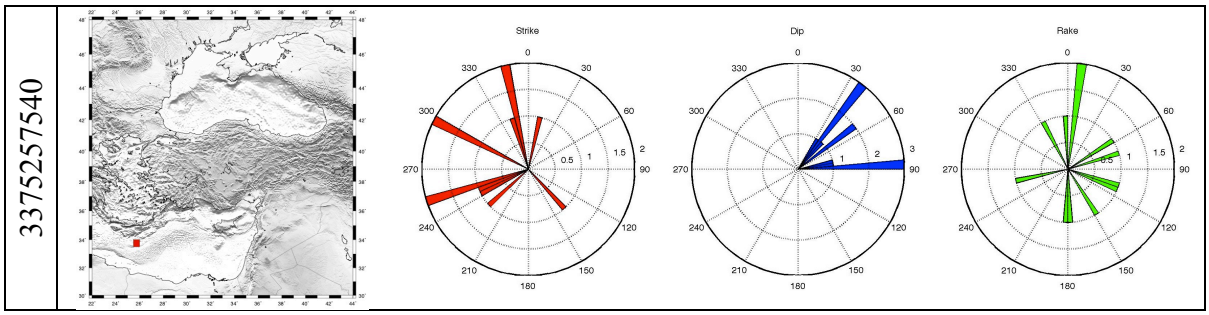

Figure D283. Strike/Dip/Rake variations in bin 3375257540.

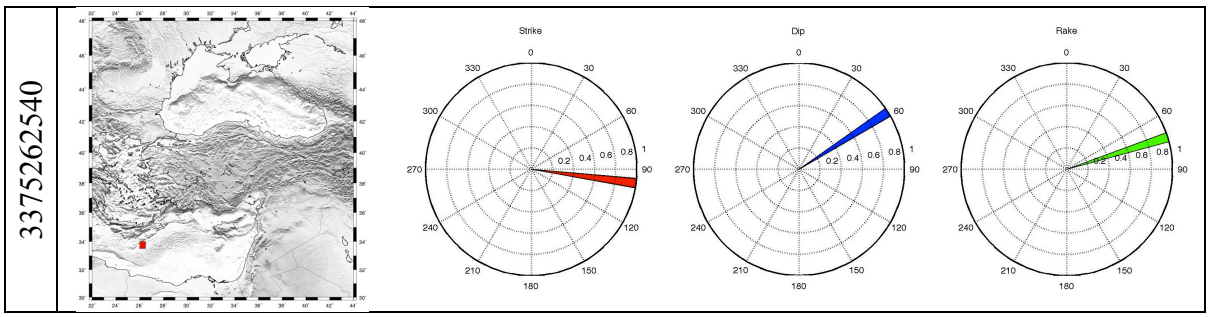

Figure D284. Strike/Dip/Rake variations in bin 3375262540.

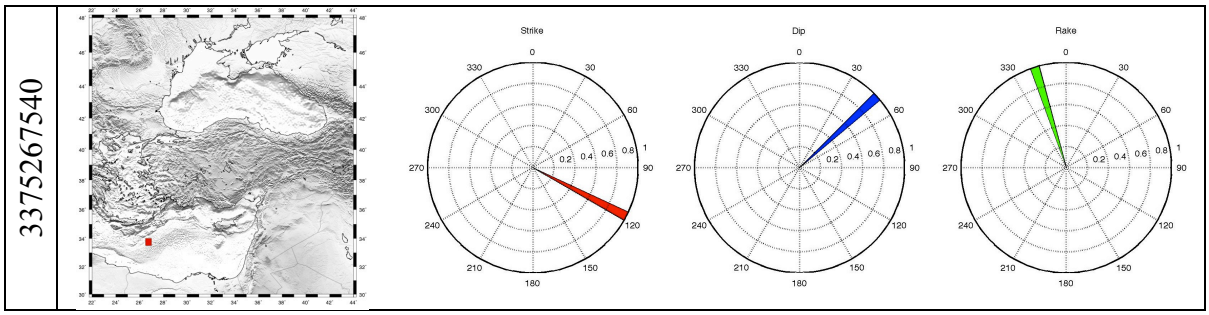

Figure D285. Strike/Dip/Rake variations in bin 3375267540.

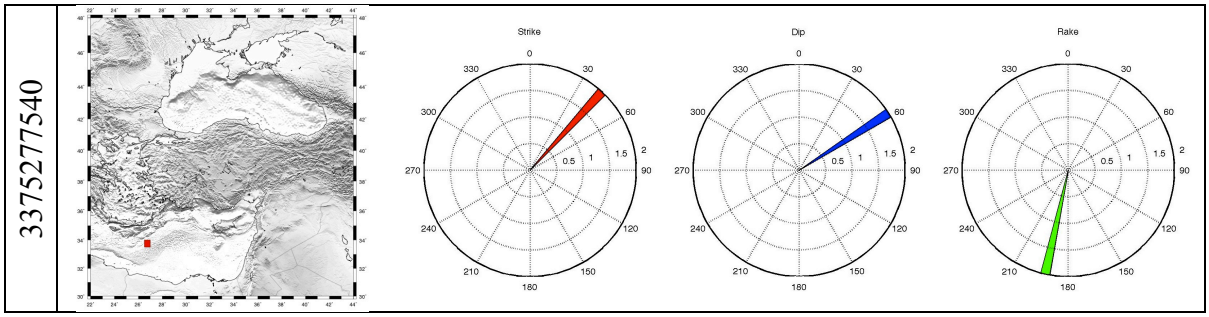

Figure D286. Strike/Dip/Rake variations in bin 3375277540.

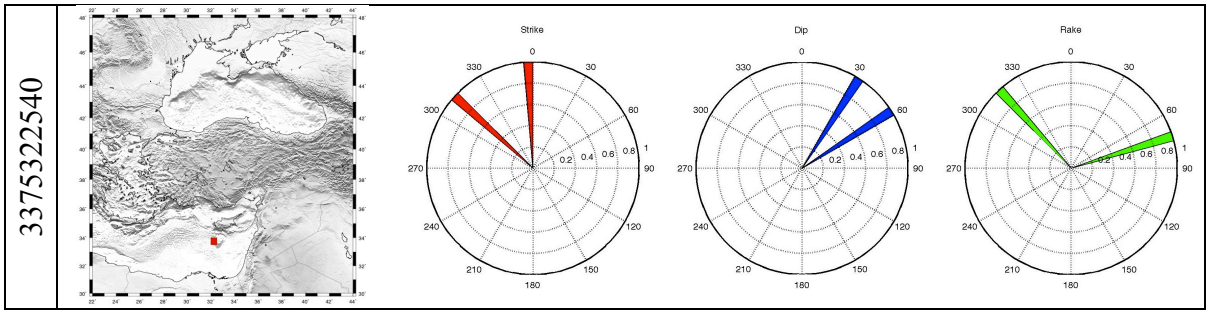

Figure D287. Strike/Dip/Rake variations in bin 3375322540.

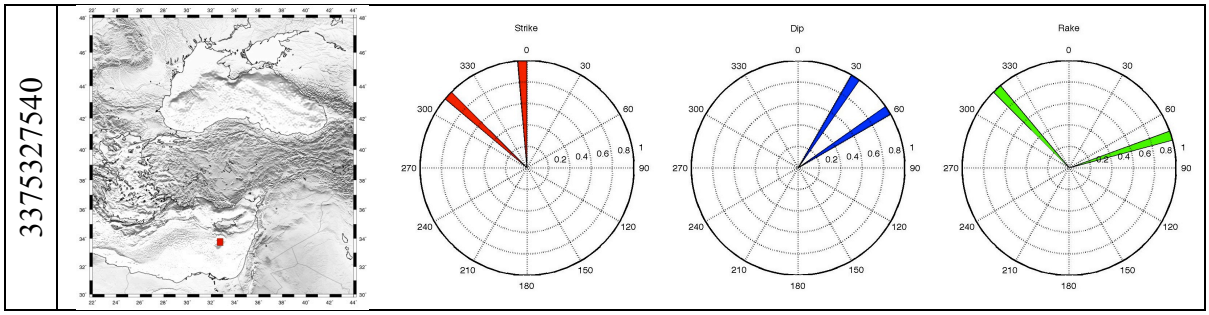

Figure D288. Strike/Dip/Rake variations in bin 3375327540.

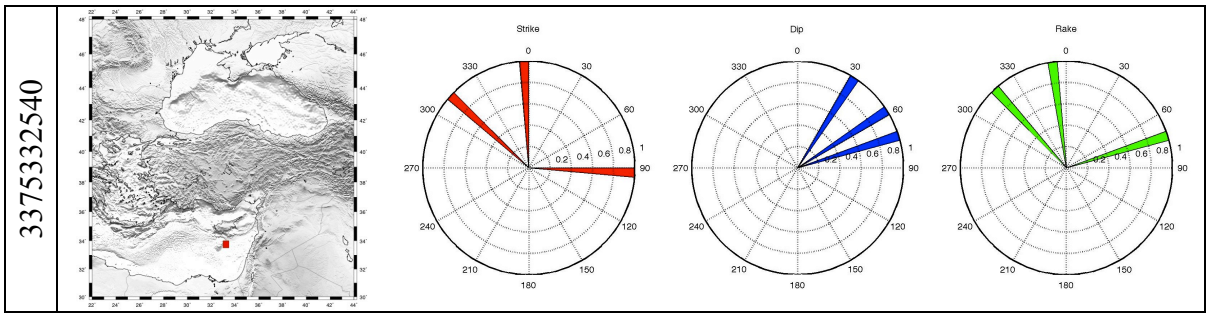

Figure D289. Strike/Dip/Rake variations in bin 3375332540.

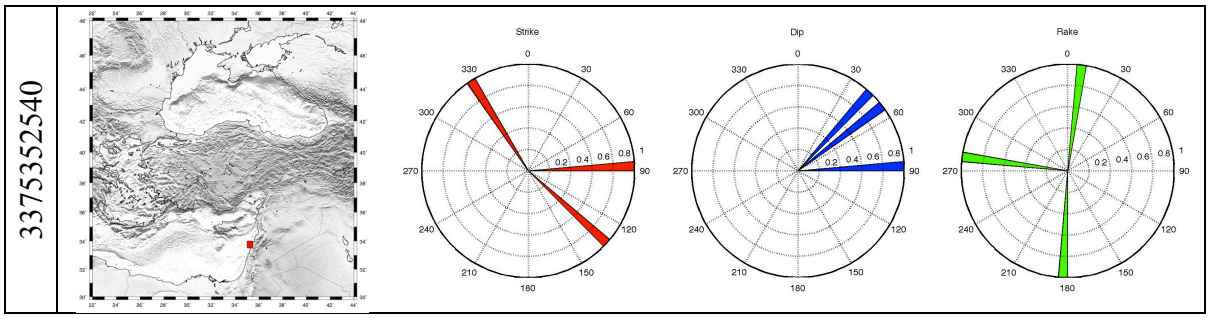

Figure D290. Strike/Dip/Rake variations in bin 3375352540.

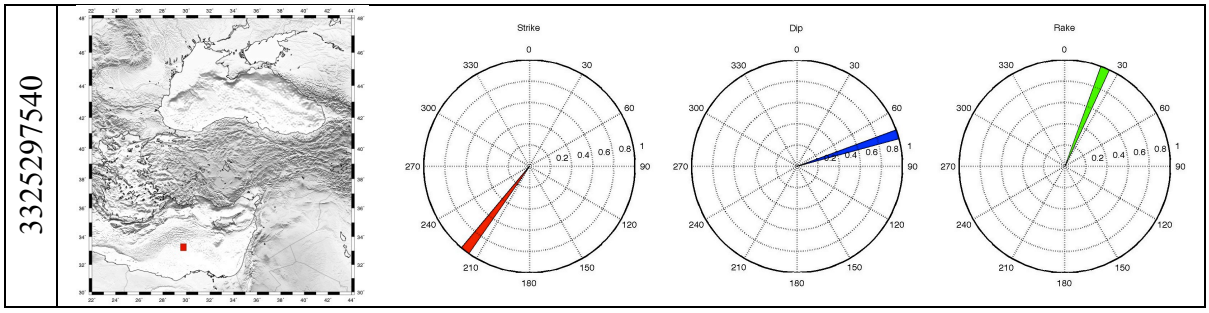

Figure D291. Strike/Dip/Rake variations in bin 3325297540.

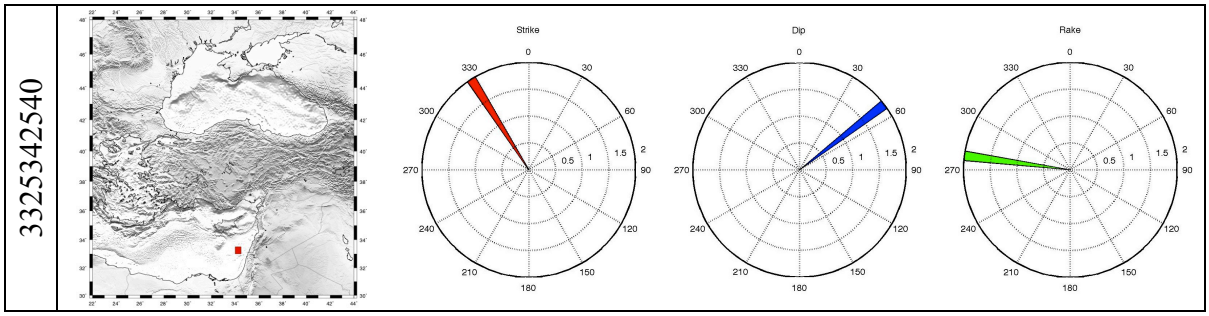

Figure D292. Strike/Dip/Rake variations in bin 3325342540.

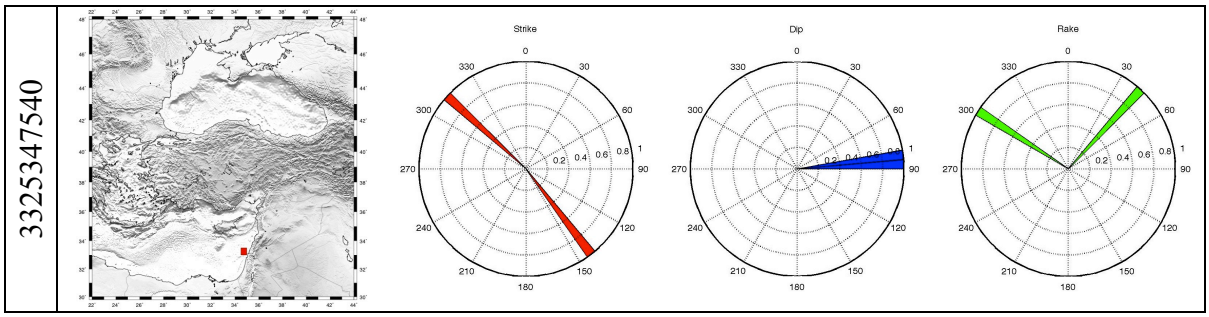

Figure D293. Strike/Dip/Rake variations in bin 3325347540.

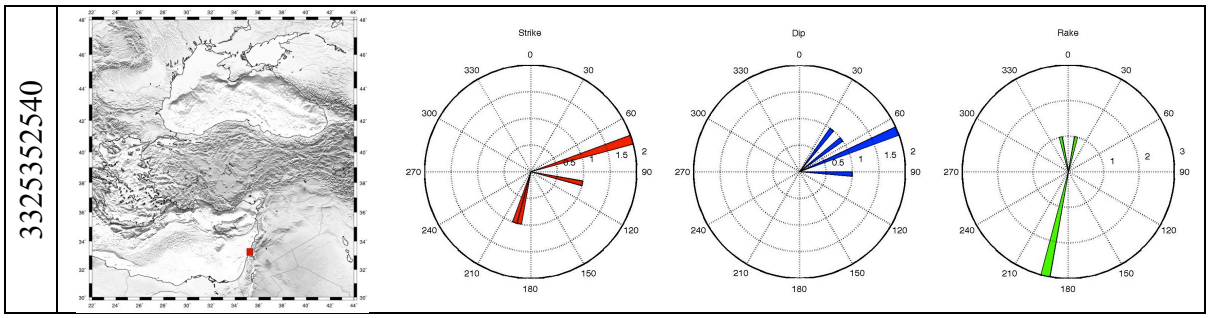

Figure D294. Strike/Dip/Rake variations in bin 3325352540.

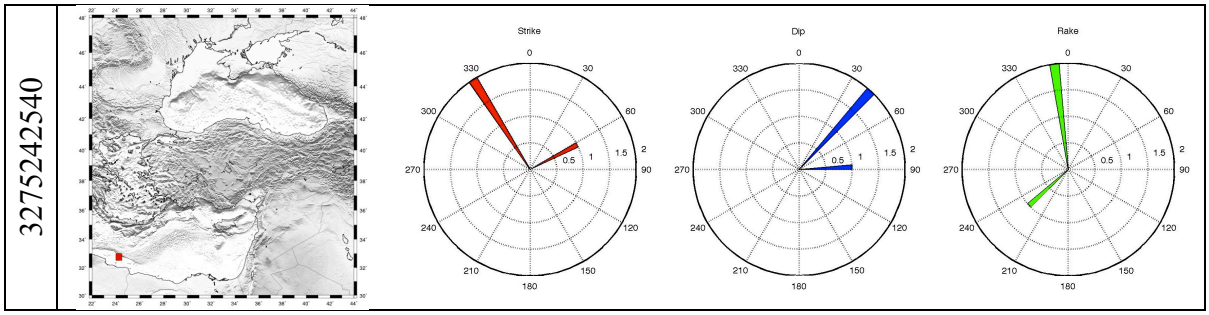

Figure D295. Strike/Dip/Rake variations in bin 3275242540.

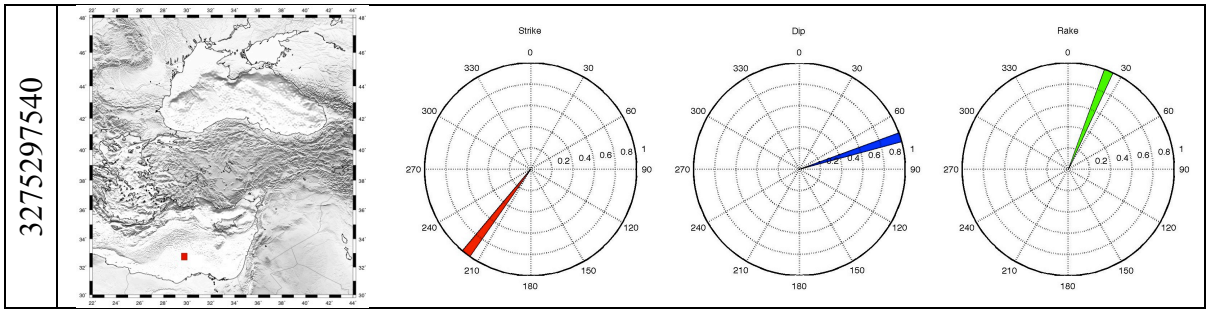

Figure D296. Strike/Dip/Rake variations in bin 3275297540.

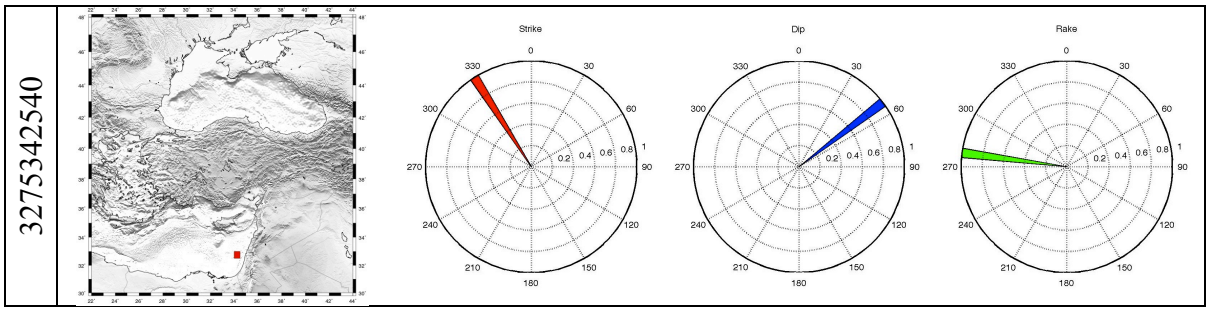

Figure D297. Strike/Dip/Rake variations in bin 3275342540.

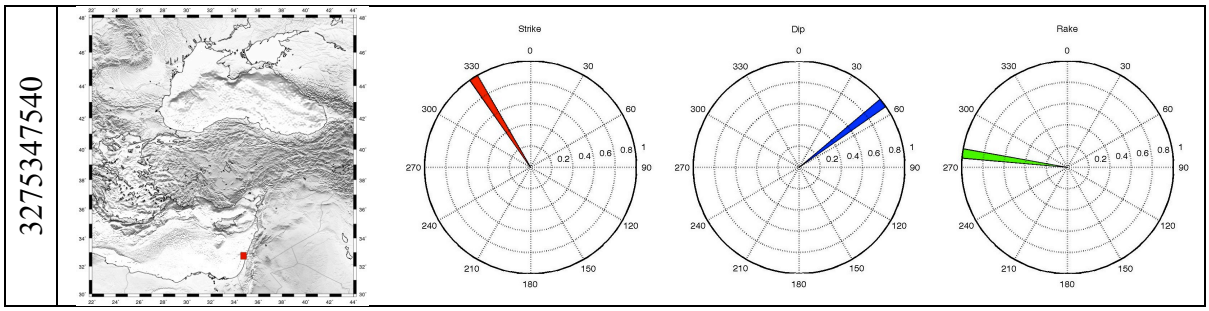

Figure D298. Strike/Dip/Rake variations in bin 3275347540.

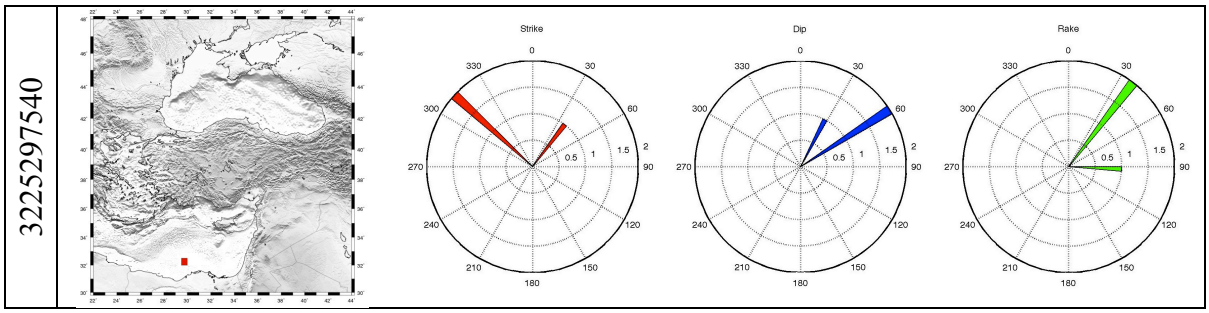

Figure D299. Strike/Dip/Rake variations in bin 3225297540.

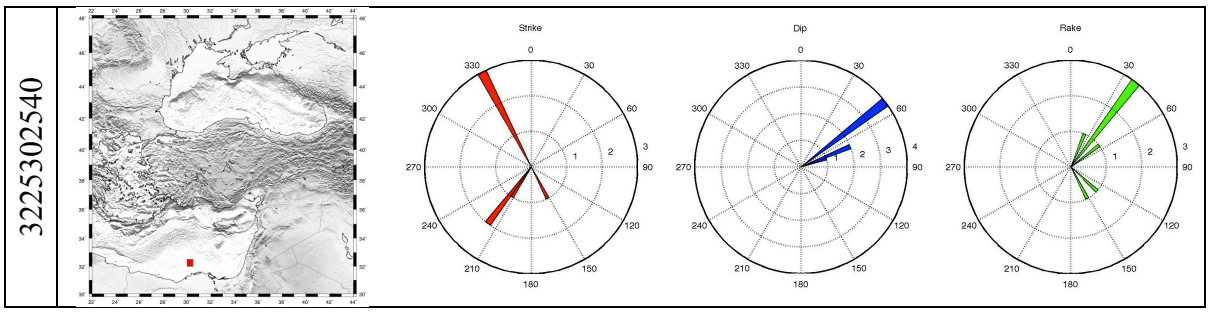

Figure D300. Strike/Dip/Rake variations in bin 3225302540.

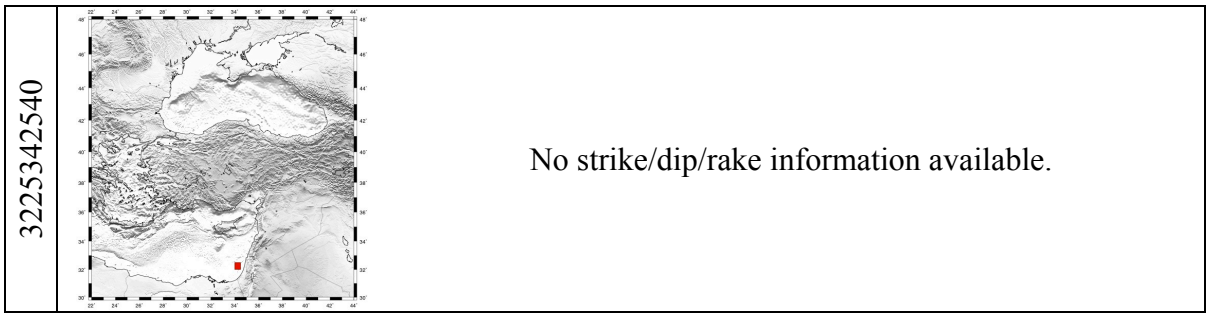

Figure D301. Strike/Dip/Rake variations in bin 3225342540.

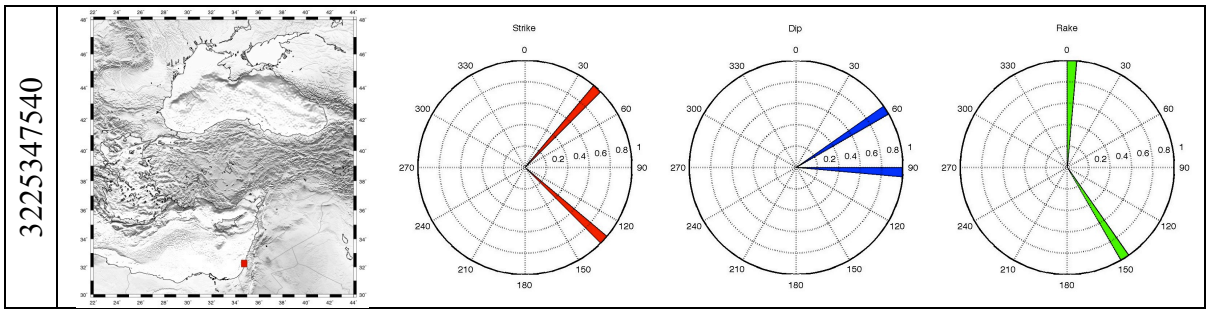

Figure D302. Strike/Dip/Rake variations in bin 3225347540.

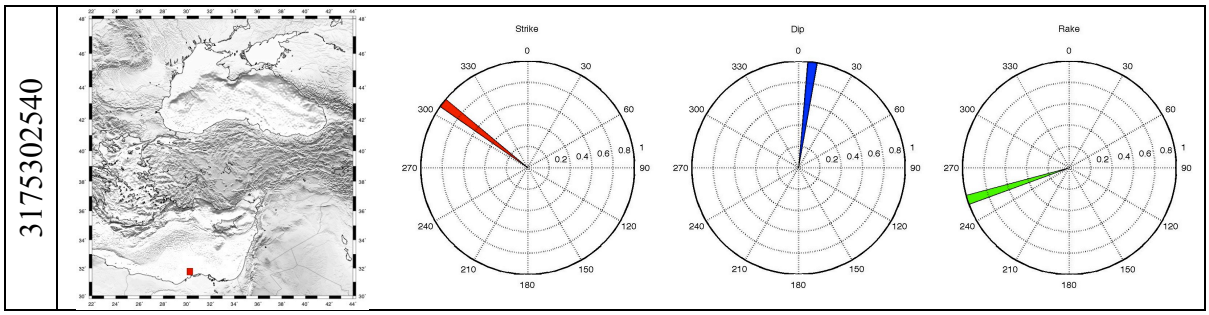

Figure D303. Strike/Dip/Rake variations in bin 3175302540.

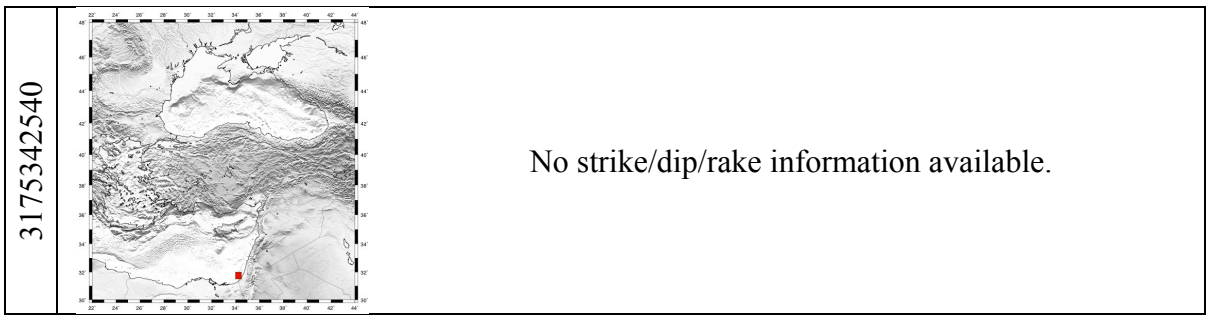

Figure D304. Strike/Dip/Rake variations in bin 3175342540.

3175347540	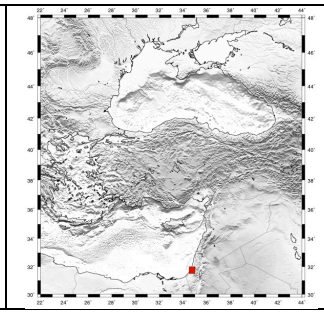	No strike/dip/rake information available.

Figure D305. Strike/Dip/Rake variations in bin 3175347540.

3125272540	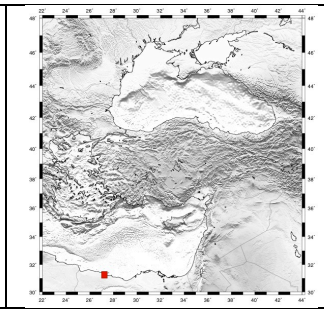	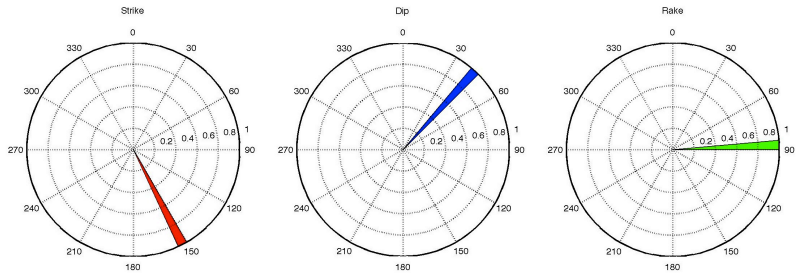

Figure D306. Strike/Dip/Rake variations in bin 3125272540.

3125277540	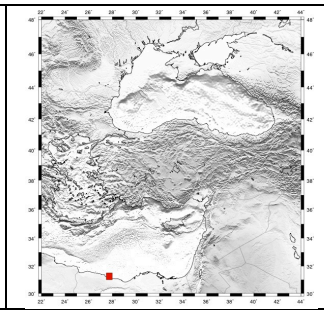	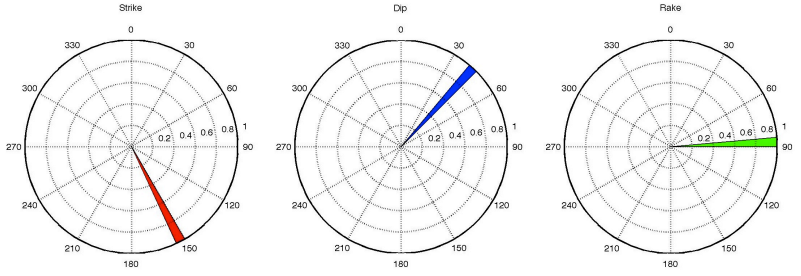

Figure D307. Strike/Dip/Rake variations in bin 3125277540.

APPENDIX E: STRIKE/DIP/RAKE DISTRIBUTIONS FOR EACH ANALYSIS BIN IN 40-100 KM DEPTH

In this Appendix, strike/dip/rake distributions within each analysis bin used in the study area from the complied Moment Tensor Database (MTD) for events with 40 km < depth ≤ 100 km is presented in polar plot diagrams through pages 372 - 394. Each bin has a unique ID in the following format LATCLONCDE where LATC is the latitude of the center point of the bin, LONC is the longtitude of the centre point of the bin and DE is the depth layer. For example ID 36752475100 corresponds to the bin at 0-100 km depth layer with its center located at 36.75°N/24.75°E. The location of each bin is shown on a map with a green square in each Figure. These polar plots are used in the determination of the dominant strike/dip/rake value to be used as an input in the tsunami modeling. Please refer to Chapter 5 for further details. Due to its large size, this Appendix has only been provided in the electronic version of this Thesis.

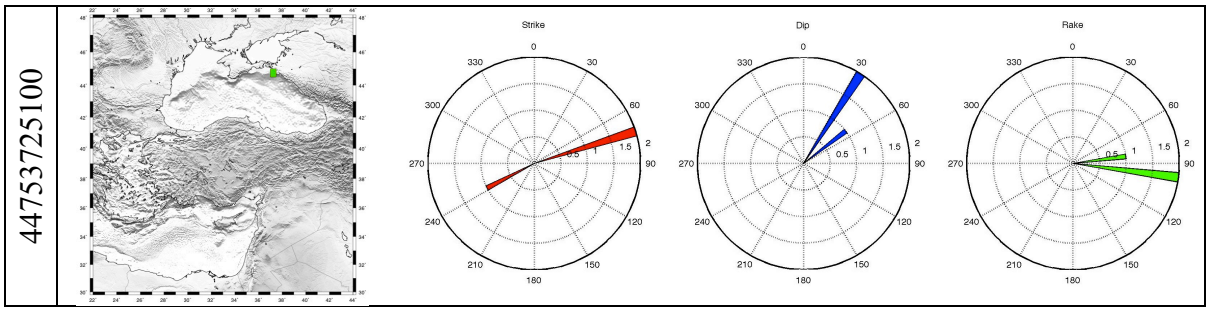

Figure E1. Strike/Dip/Rake variations in bin 44753725100.

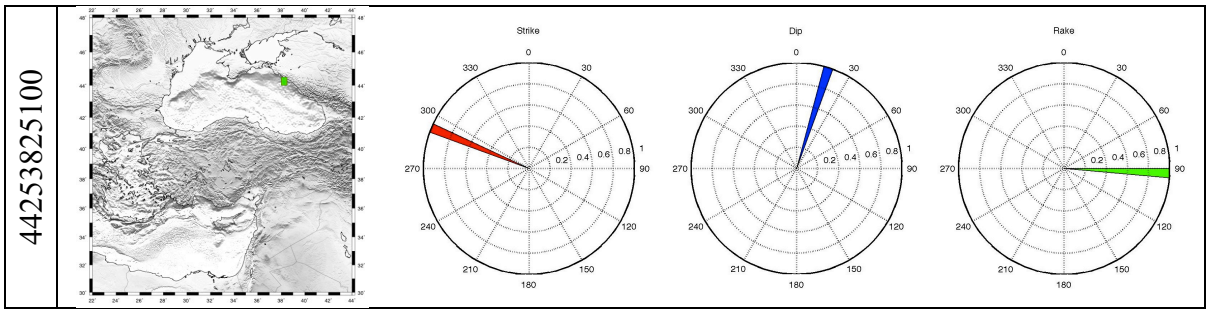

Figure E2. Strike/Dip/Rake variations in bin 44253825100.

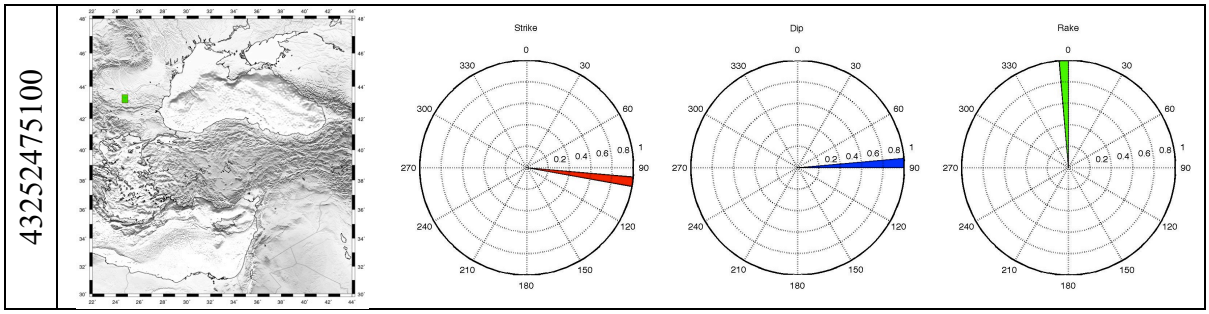

Figure E3. Strike/Dip/Rake variations in bin 43252475100.

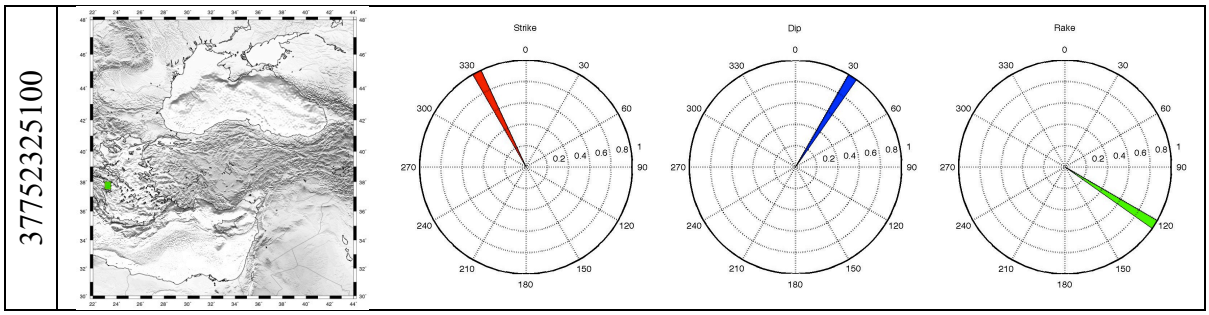

Figure E4. Strike/Dip/Rake variations in bin 37752325100.

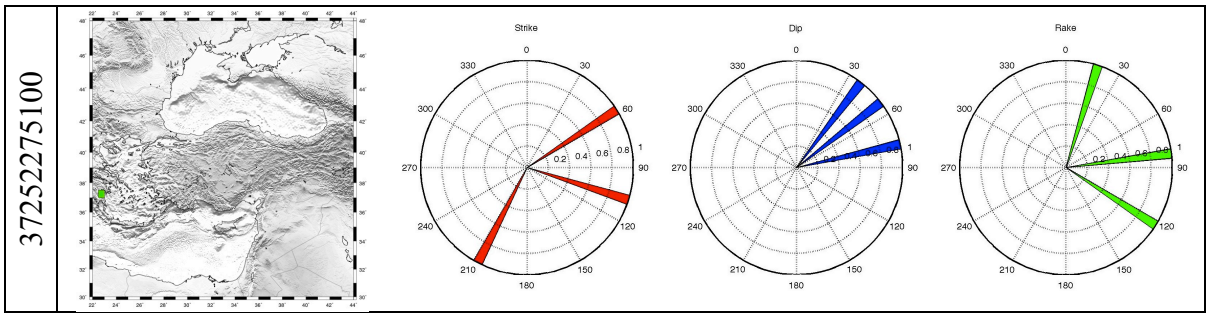

Figure E5. Strike/Dip/Rake variations in bin 37252275100.

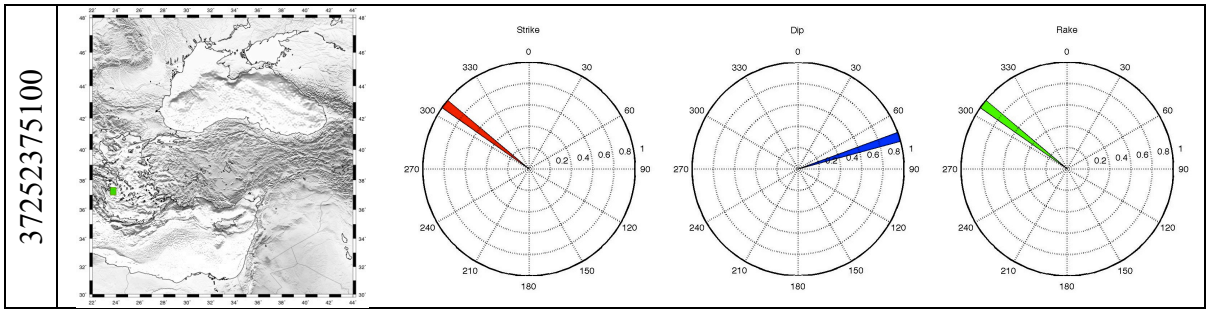

Figure E6. Strike/Dip/Rake variations in bin 37252375100.

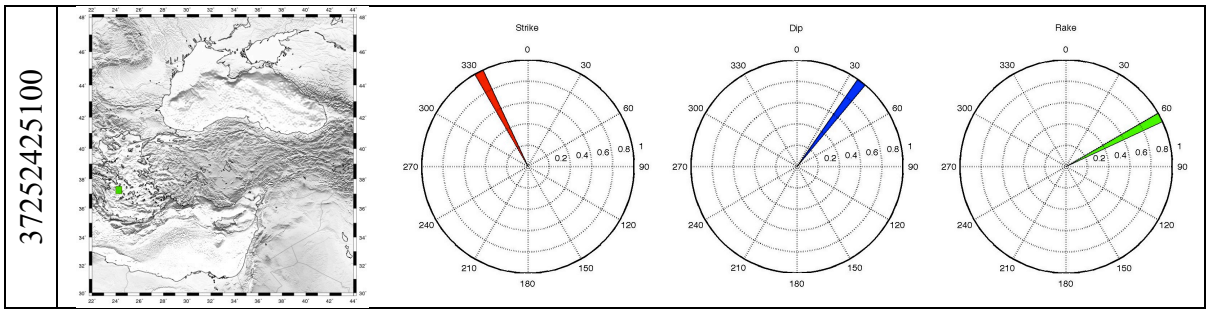

Figure E7. Strike/Dip/Rake variations in bin 37252425100.

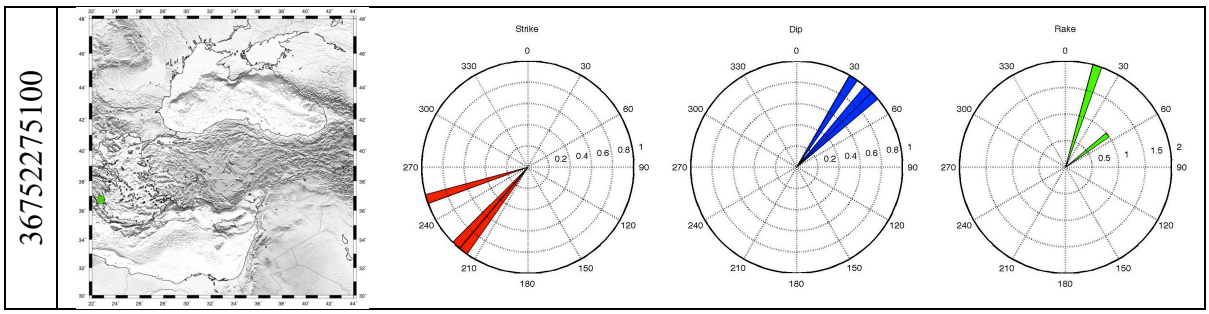

Figure E8. Strike/Dip/Rake variations in bin 36752275100.

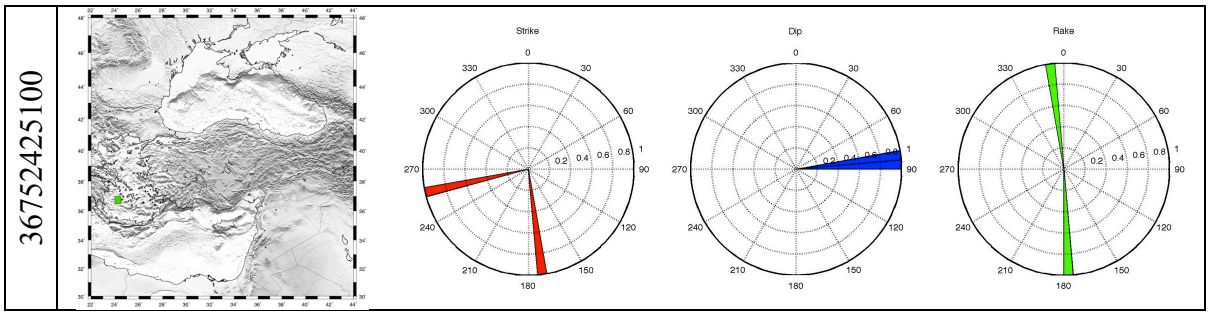

Figure E9. Strike/Dip/Rake variations in bin 36752425100.

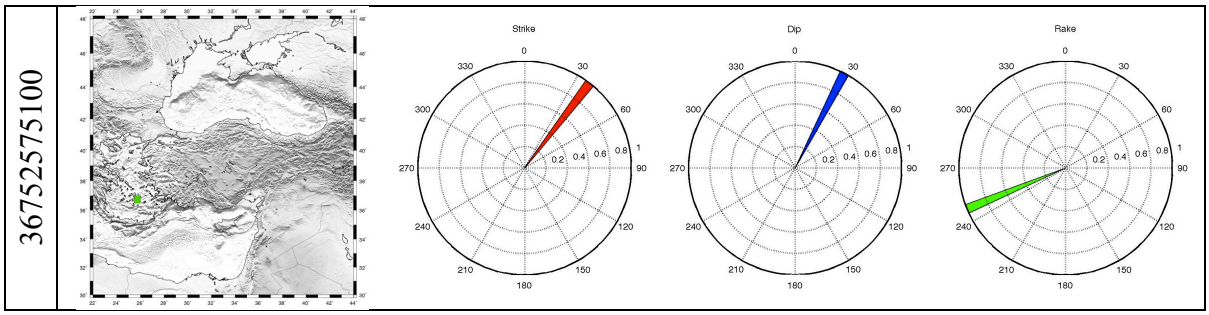

Figure E10. Strike/Dip/Rake variations in bin 36752575100.

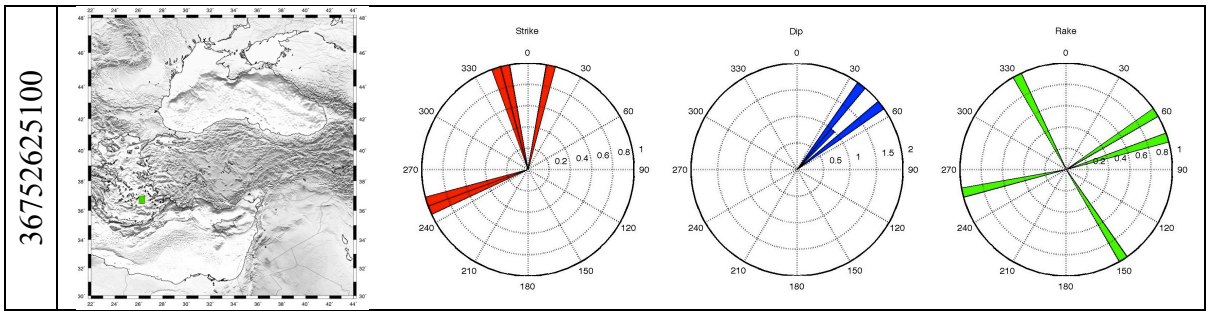

Figure E11. Strike/Dip/Rake variations in bin 36752625100.

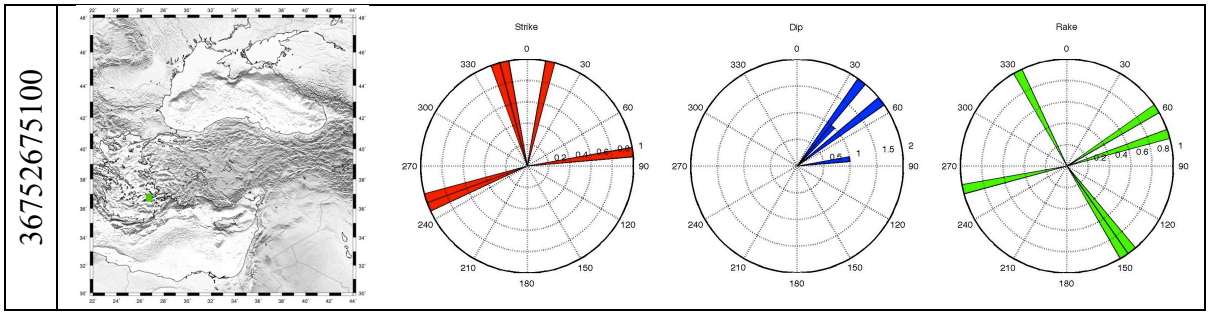

Figure E12. Strike/Dip/Rake variations in bin 36752675100.

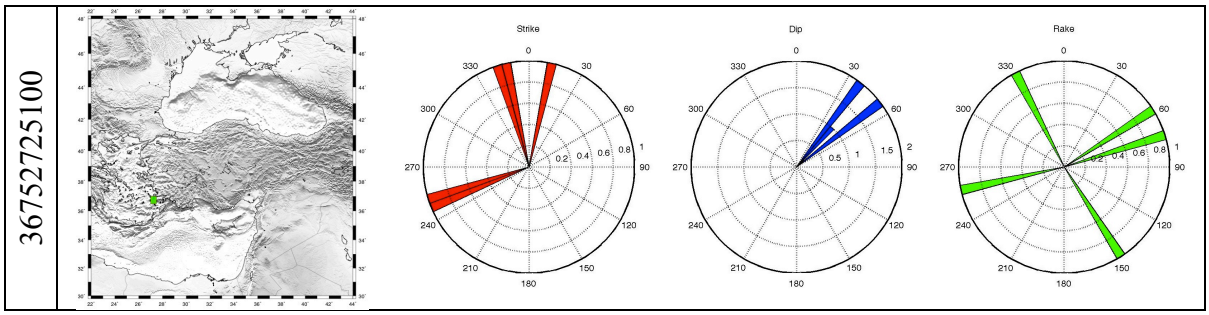

Figure E13. Strike/Dip/Rake variations in bin 36752725100.

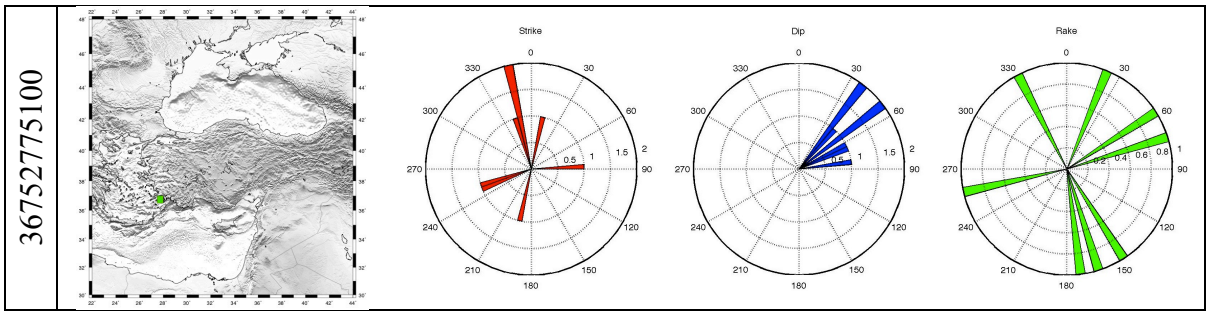

Figure E14. Strike/Dip/Rake variations in bin 36752775100.

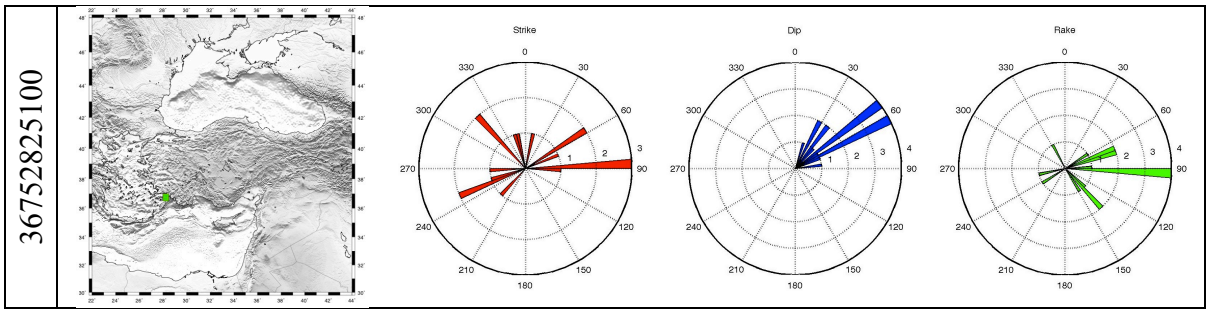

Figure E15. Strike/Dip/Rake variations in bin 36752825100.

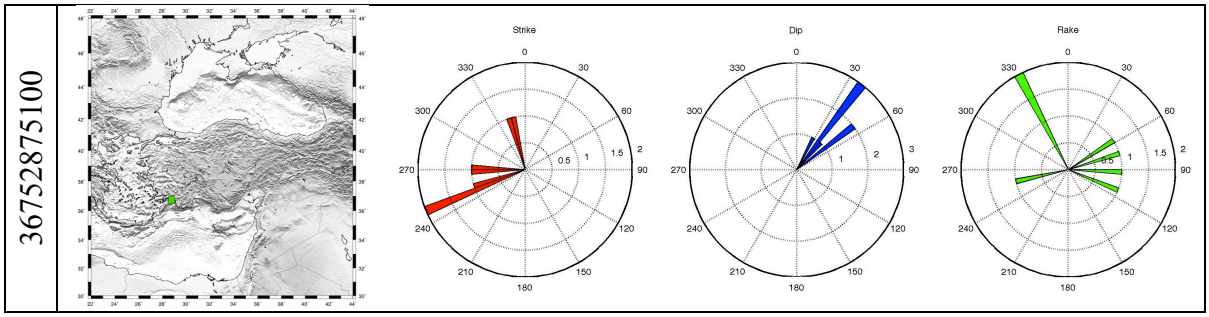

Figure E16. Strike/Dip/Rake variations in bin 36752875100.

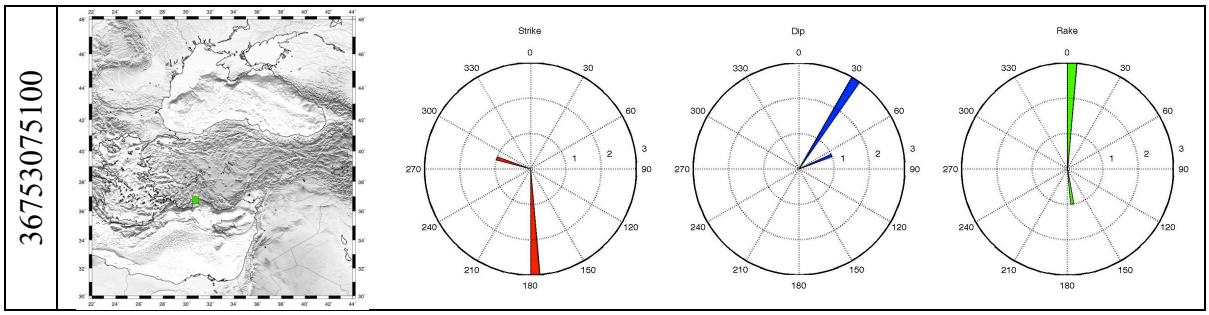

Figure E17. Strike/Dip/Rake variations in bin 36753075100.

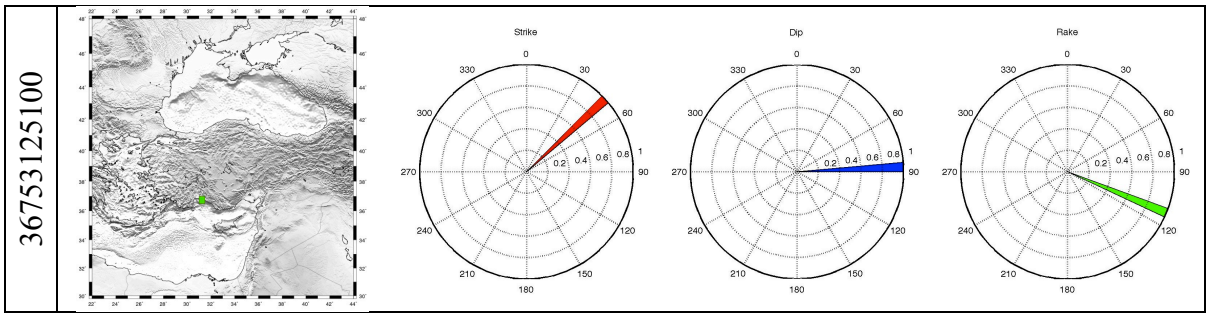

Figure E18. Strike/Dip/Rake variations in bin 36753125100.

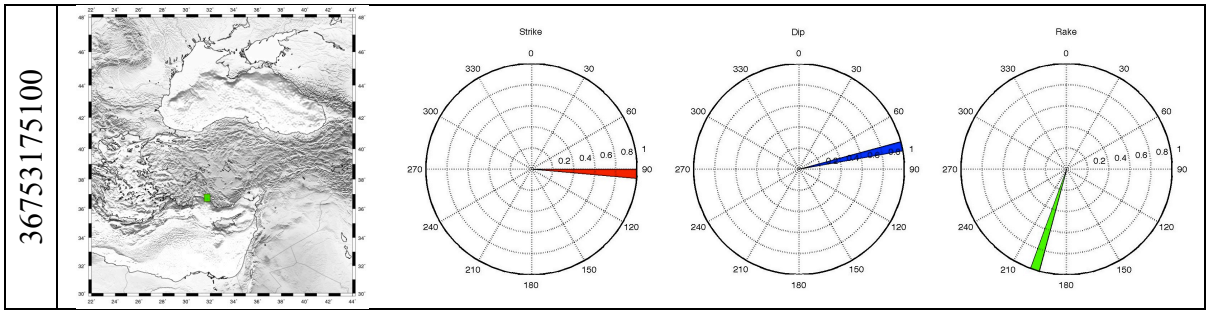

Figure E19. Strike/Dip/Rake variations in bin 36753175100.

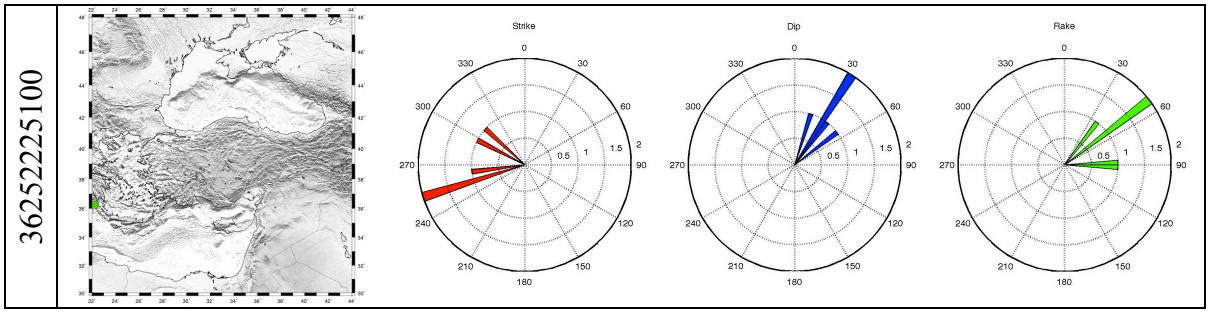

Figure E20. Strike/Dip/Rake variations in bin 36252225100.

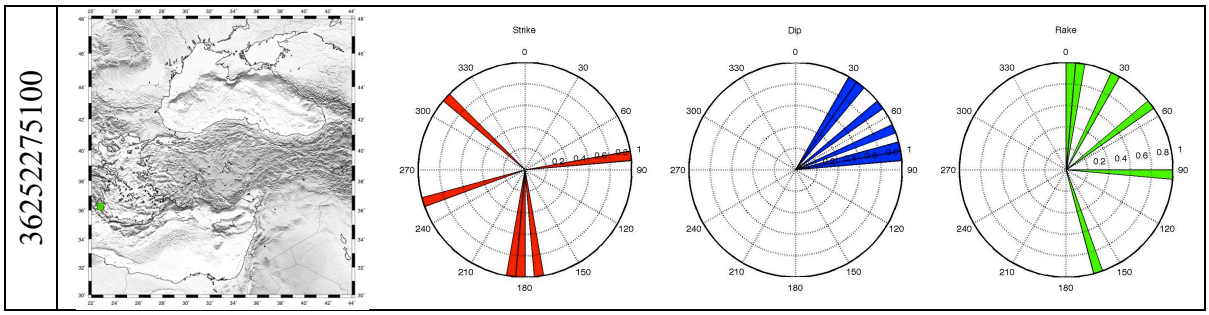

Figure E21. Strike/Dip/Rake variations in bin 36252275100

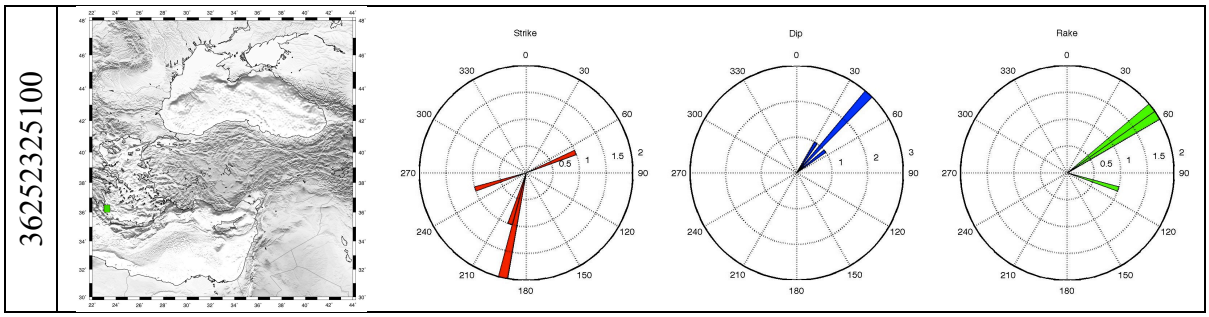

Figure E22. Strike/Dip/Rake variations in bin 36252325100.

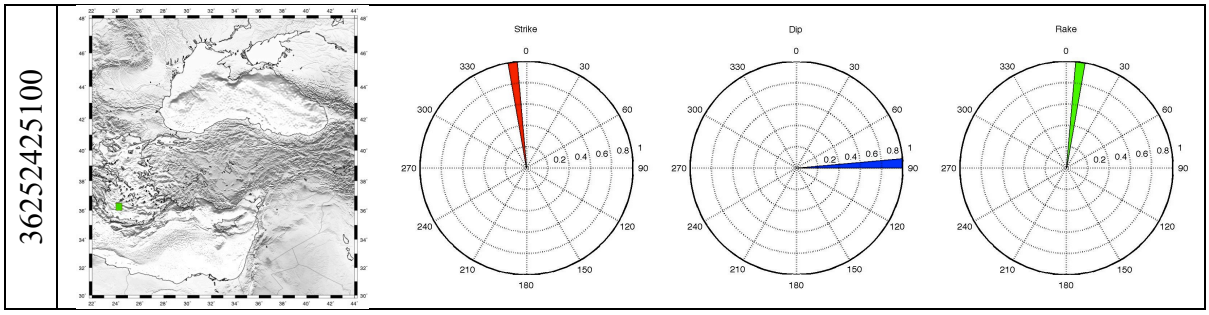

Figure E23. Strike/Dip/Rake variations in bin 36252425100.

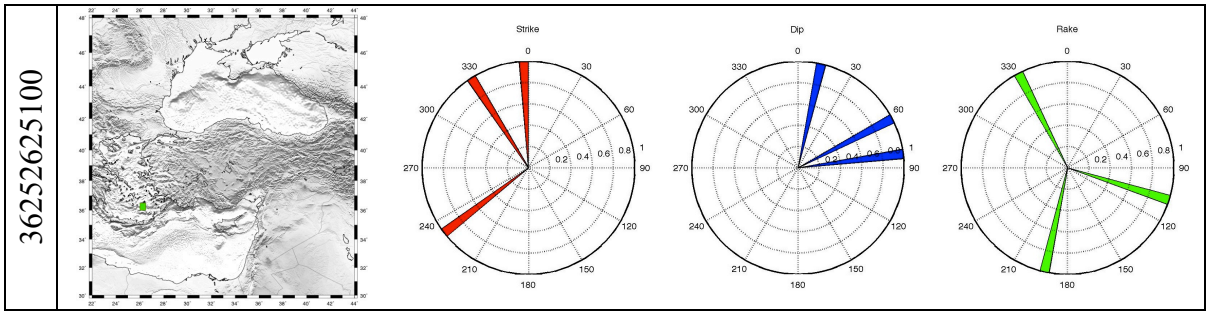

Figure E24. Strike/Dip/Rake variations in bin 36252625100.

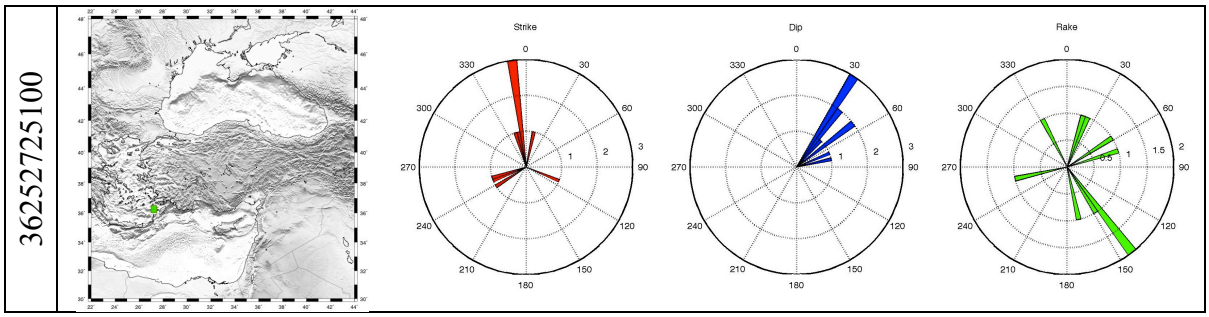

Figure E25. Strike/Dip/Rake variations in bin 36252725100.

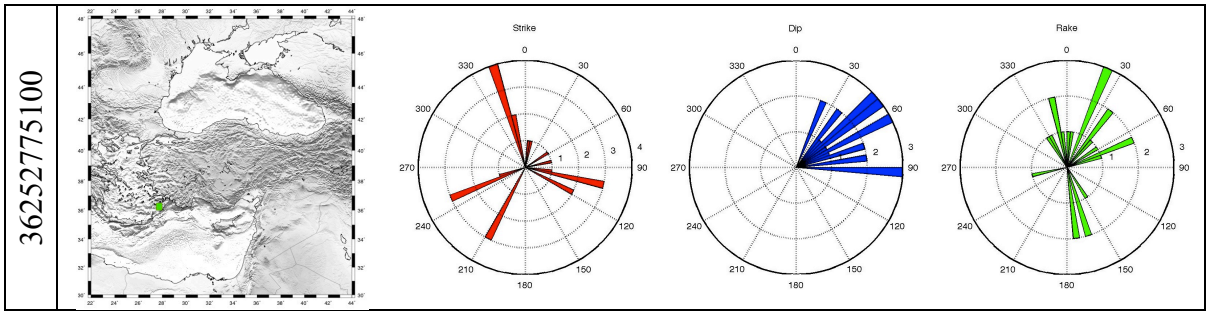

Figure E26. Strike/Dip/Rake variations in bin 36252775100.

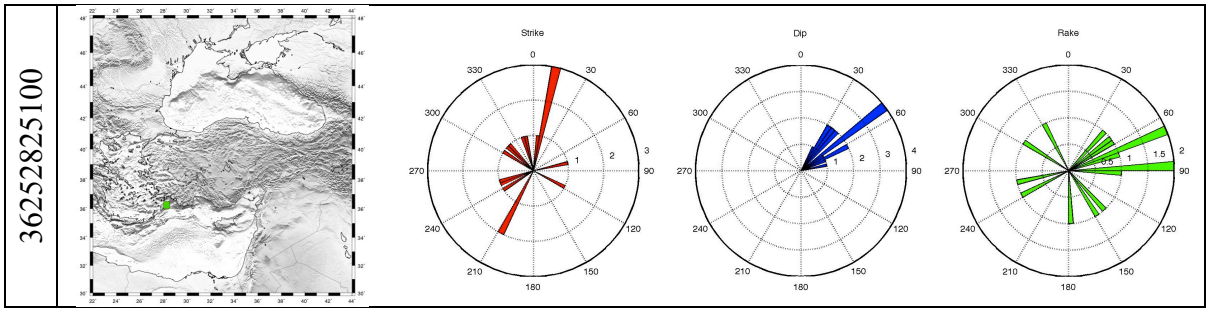

Figure E27. Strike/Dip/Rake variations in bin 36252825100.

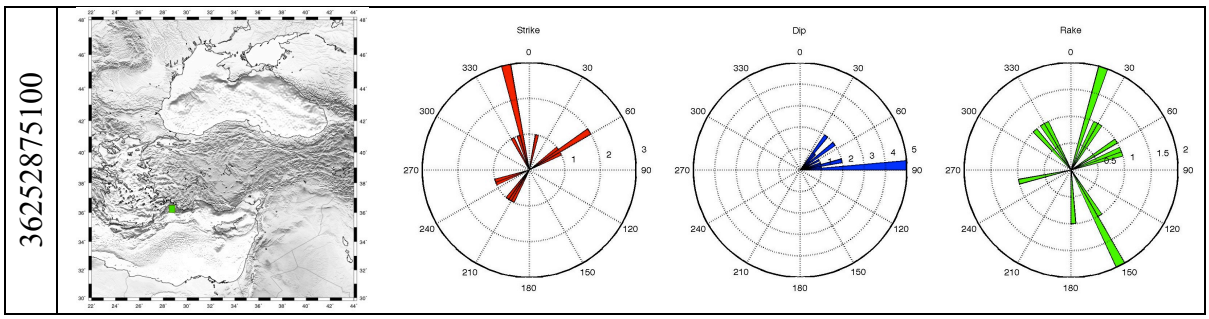

Figure E28. Strike/Dip/Rake variations in bin 36252875100.

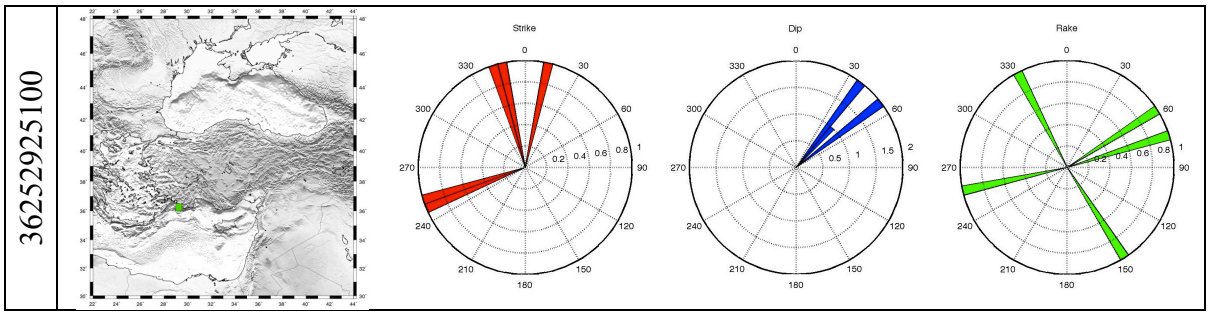

Figure E29. Strike/Dip/Rake variations in bin 36252925100.

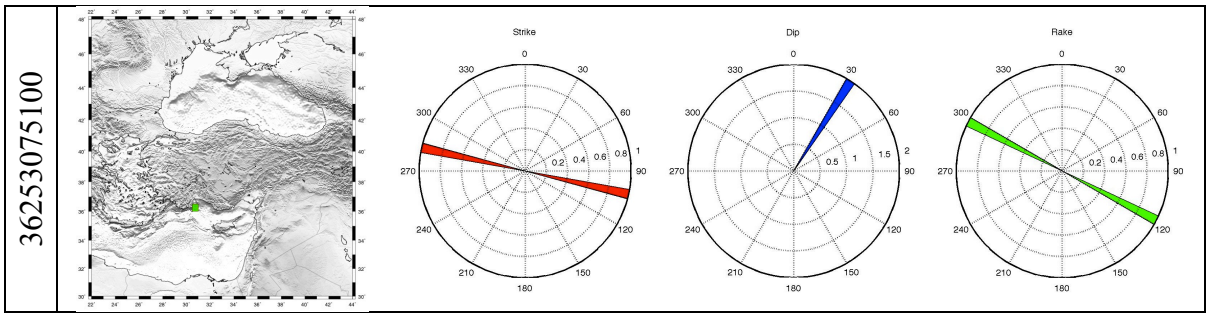

Figure E30. Strike/Dip/Rake variations in bin 36253075100.

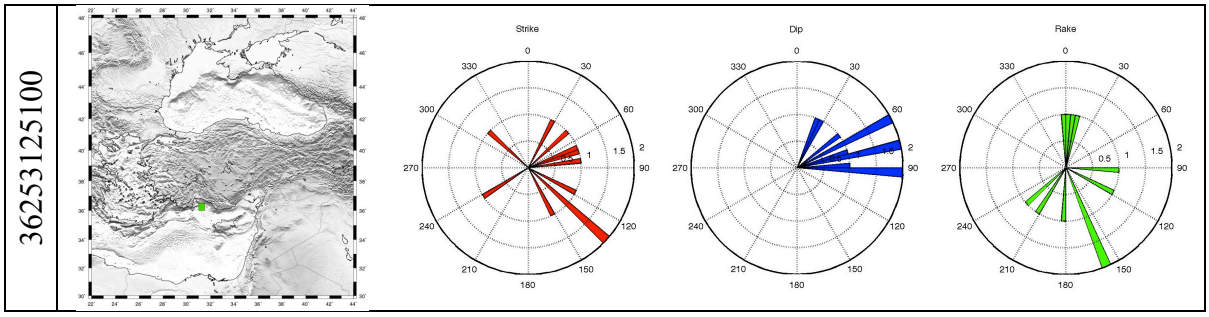

Figure E31. Strike/Dip/Rake variations in bin 36253125100.

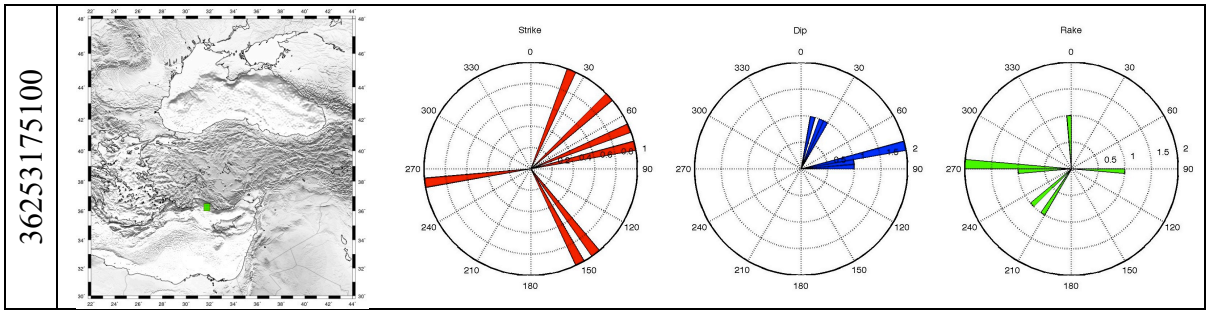

Figure E32. Strike/Dip/Rake variations in bin 36253175100.

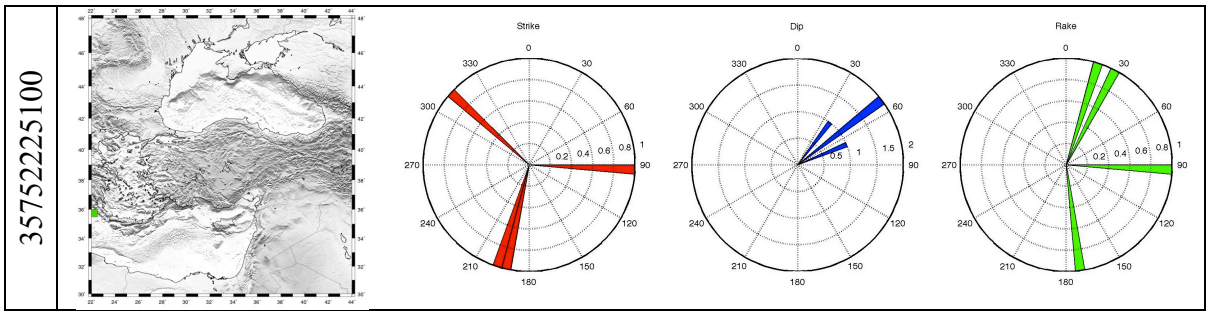

Figure E33. Strike/Dip/Rake variations in bin 35752225100.

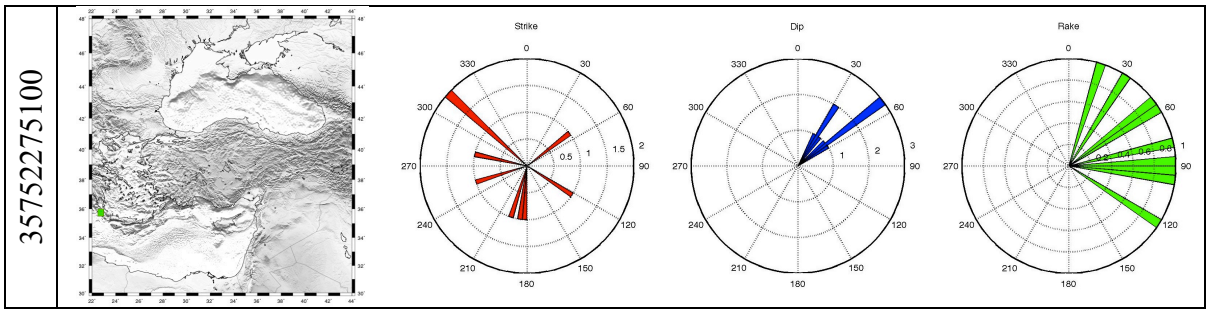

Figure E34. Strike/Dip/Rake variations in bin 35752275100.

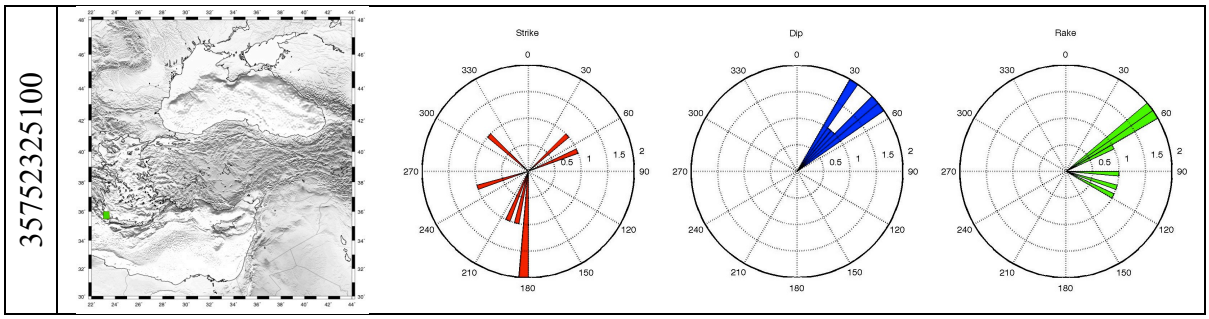

Figure E35. Strike/Dip/Rake variations in bin 35752325100.

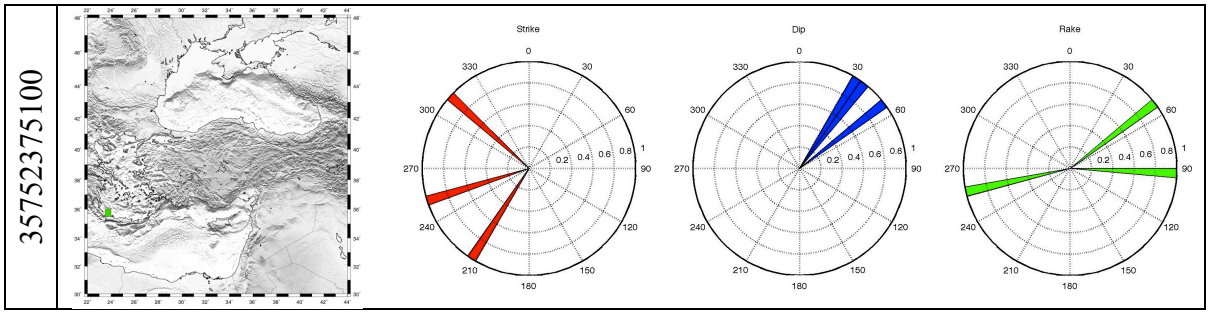

Figure E36. Strike/Dip/Rake variations in bin 35752375100.

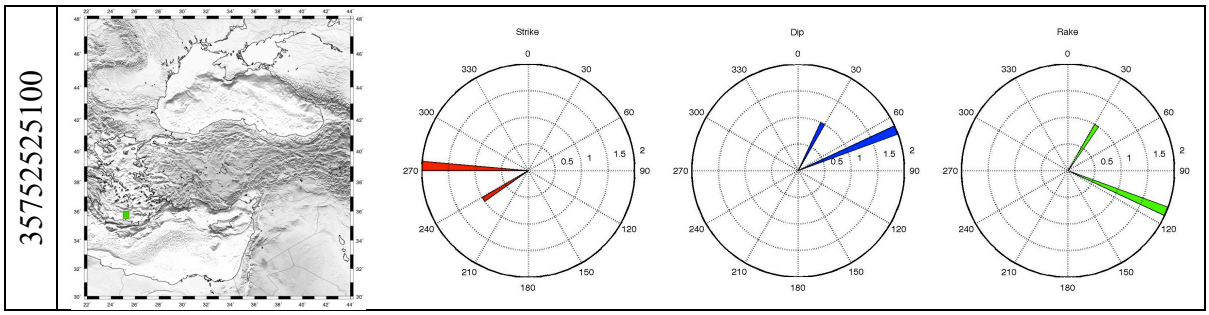

Figure E37. Strike/Dip/Rake variations in bin 35752525100.

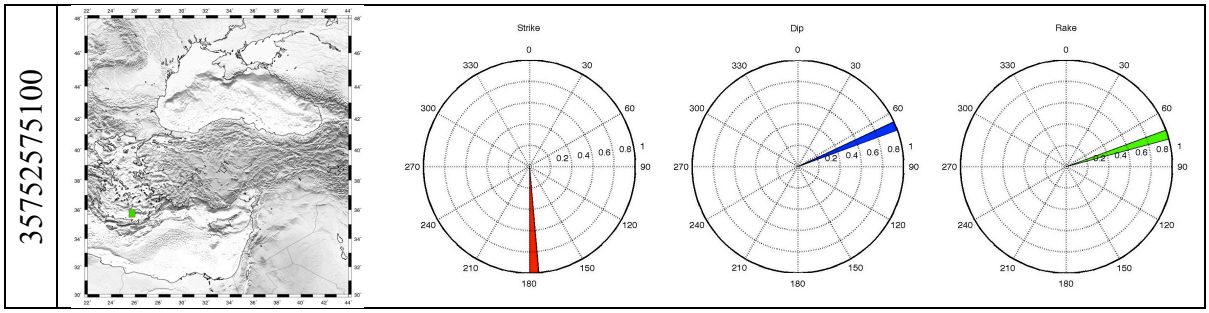

Figure E38. Strike/Dip/Rake variations in bin 35752575100.

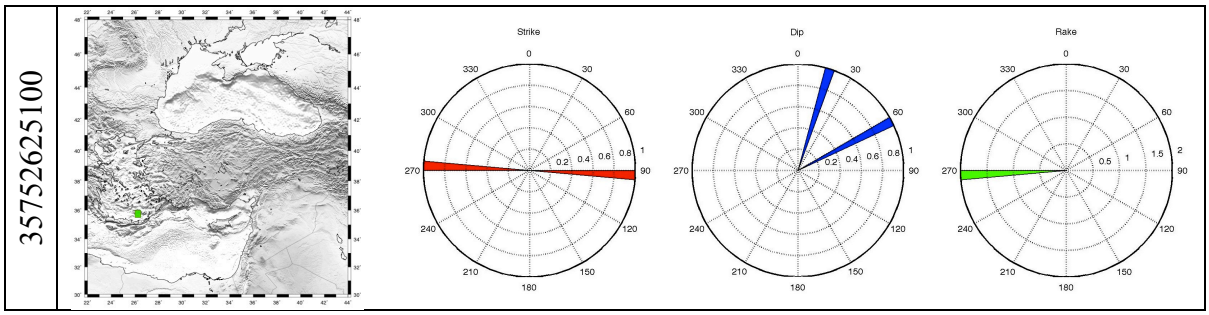

Figure E39. Strike/Dip/Rake variations in bin 35752625100.

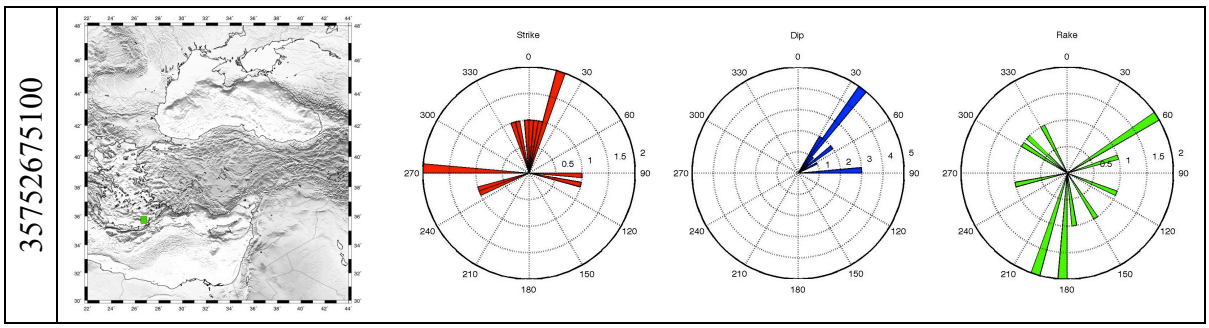

Figure E40. Strike/Dip/Rake variations in bin 35752675100.

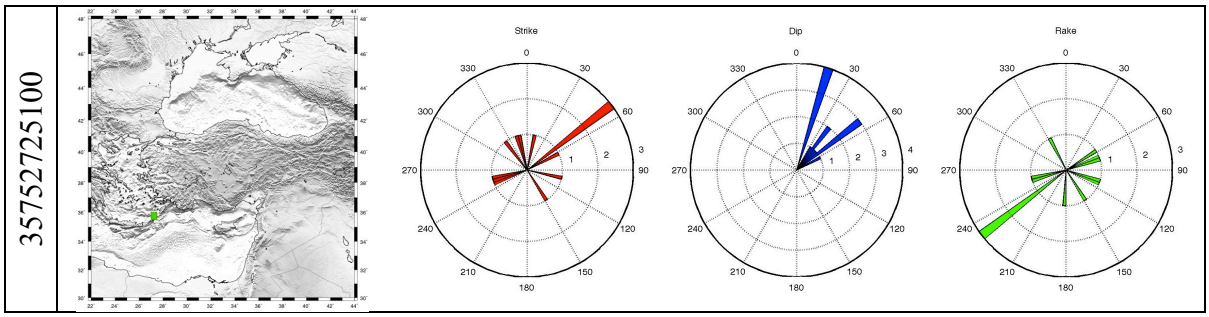

Figure E41. Strike/Dip/Rake variations in bin 35752725100.

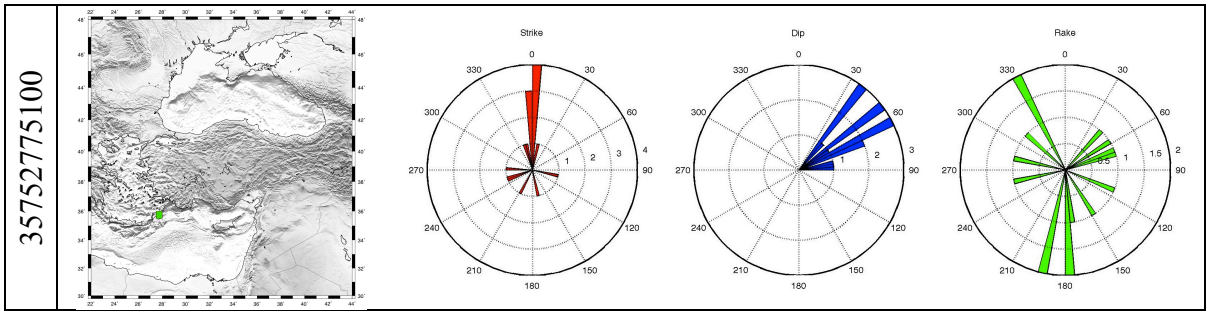

Figure E42. Strike/Dip/Rake variations in bin 35752775100.

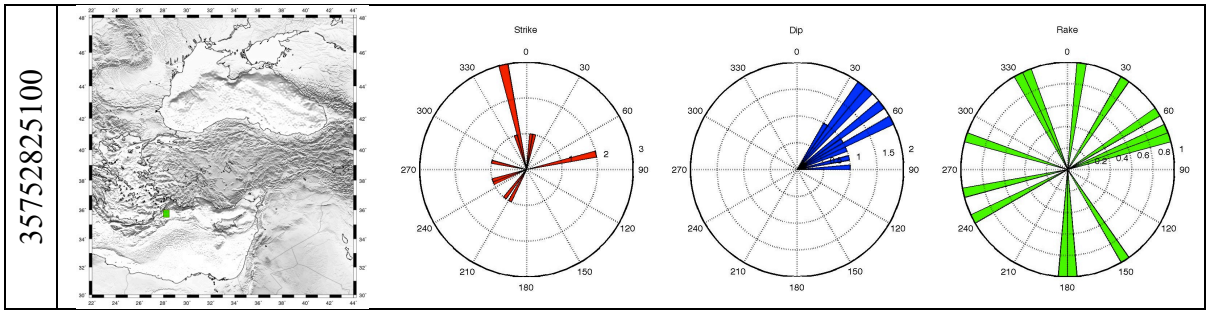

Figure E43. Strike/Dip/Rake variations in bin 35752825100.

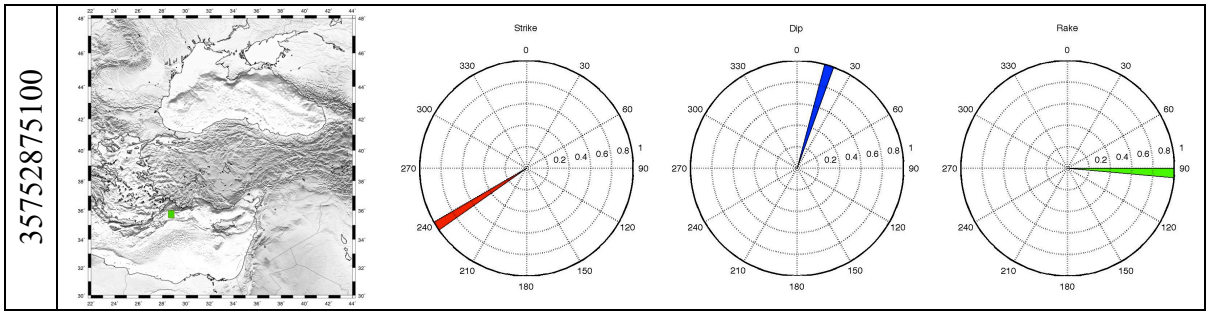

Figure E44. Strike/Dip/Rake variations in bin 35752875100.

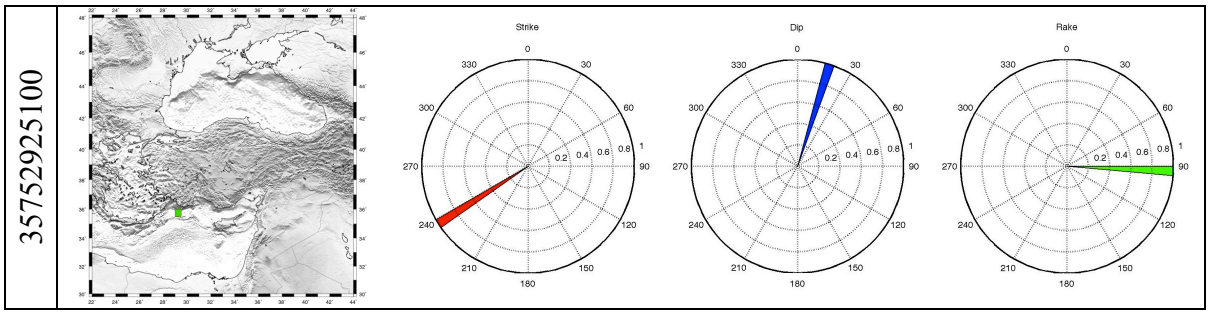

Figure E45. Strike/Dip/Rake variations in bin 35752925100.

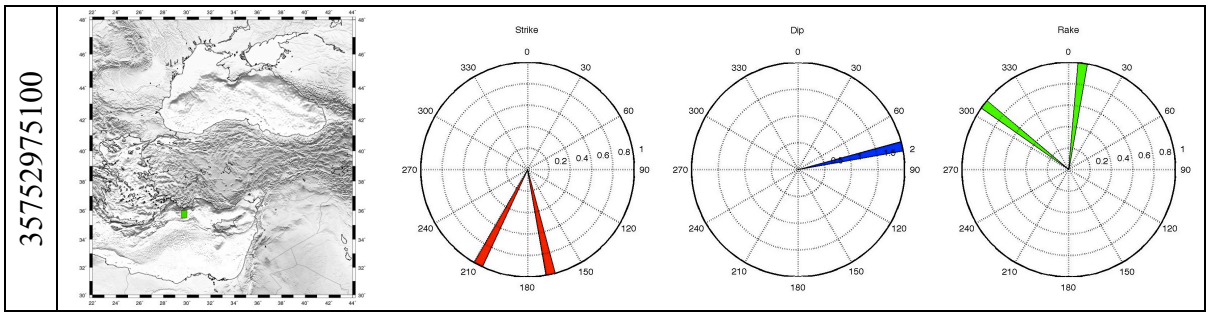

Figure E46. Strike/Dip/Rake variations in bin 35752975100.

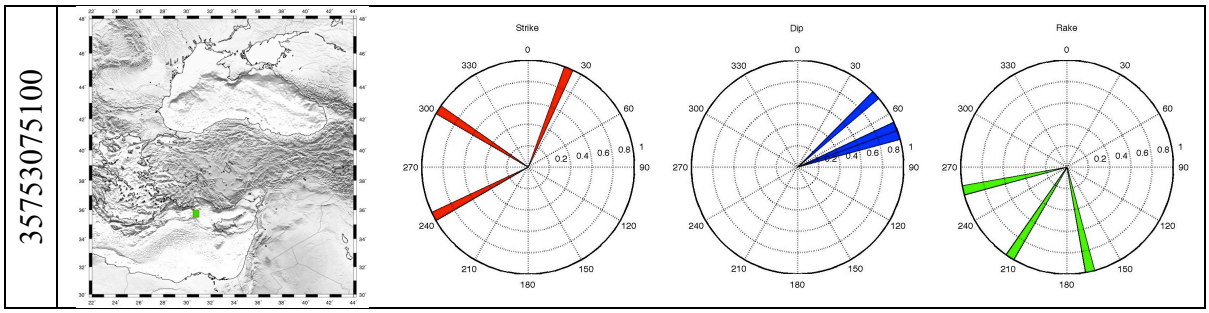

Figure E47. Strike/Dip/Rake variations in bin 35753075100.

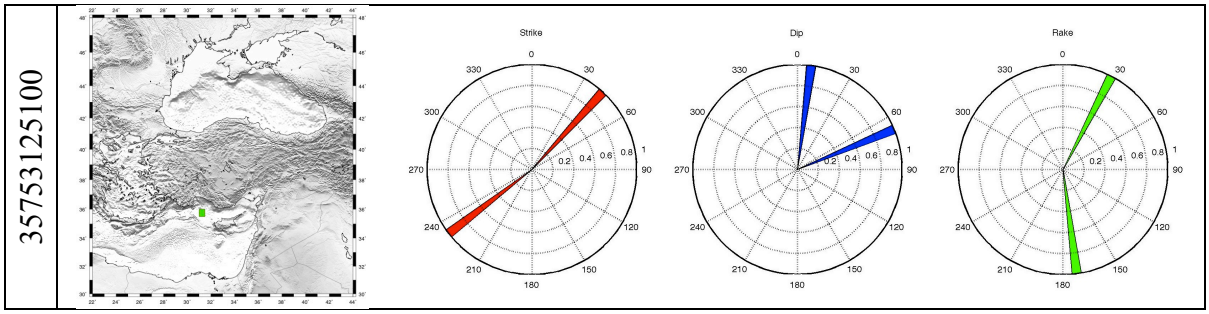

Figure E48. Strike/Dip/Rake variations in bin 35753125100.

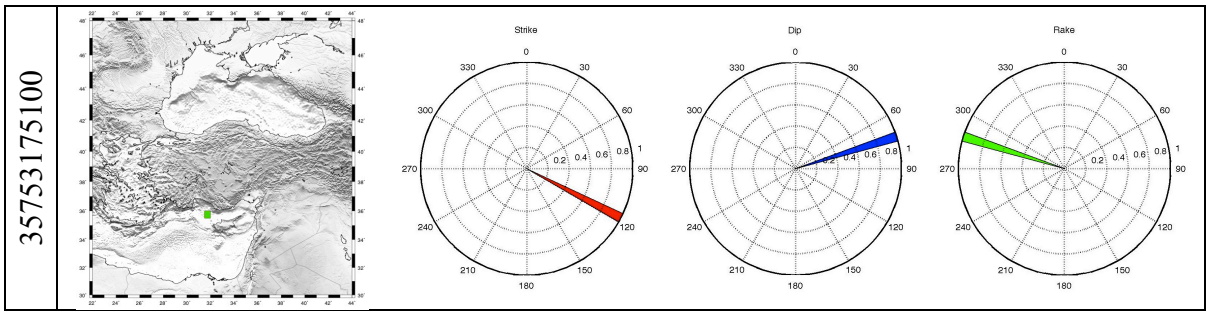

Figure E49. Strike/Dip/Rake variations in bin 35753175100.

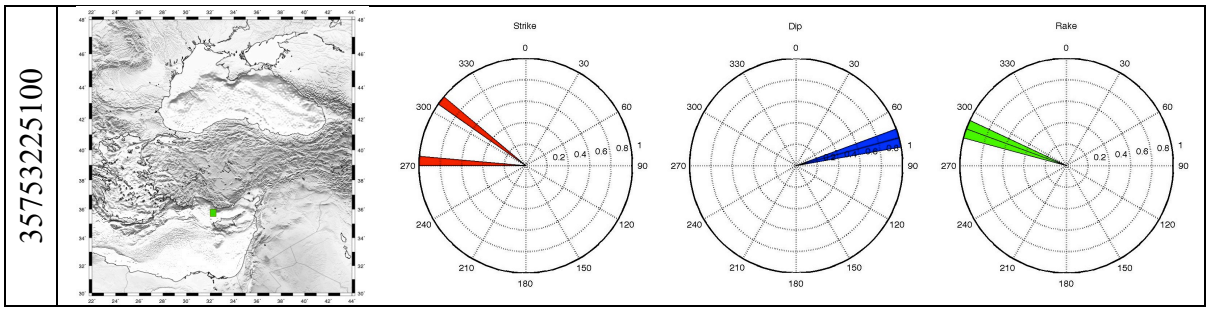

Figure E50. Strike/Dip/Rake variations in bin 35753225100.

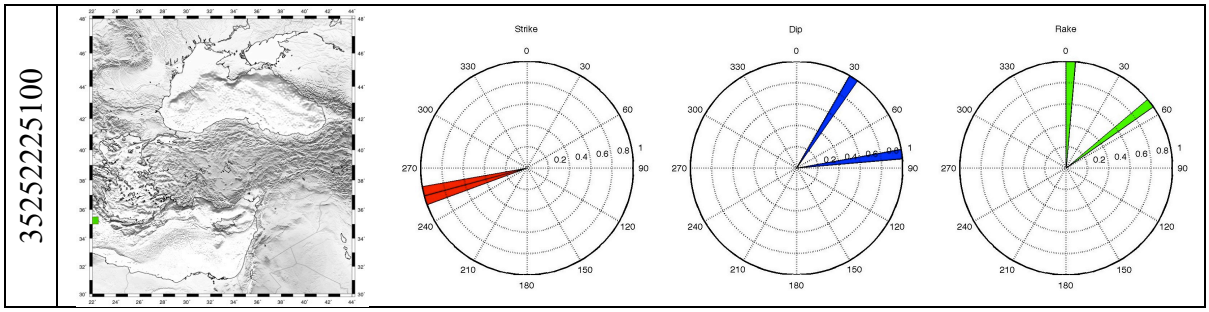

Figure E51. Strike/Dip/Rake variations in bin 35252225100.

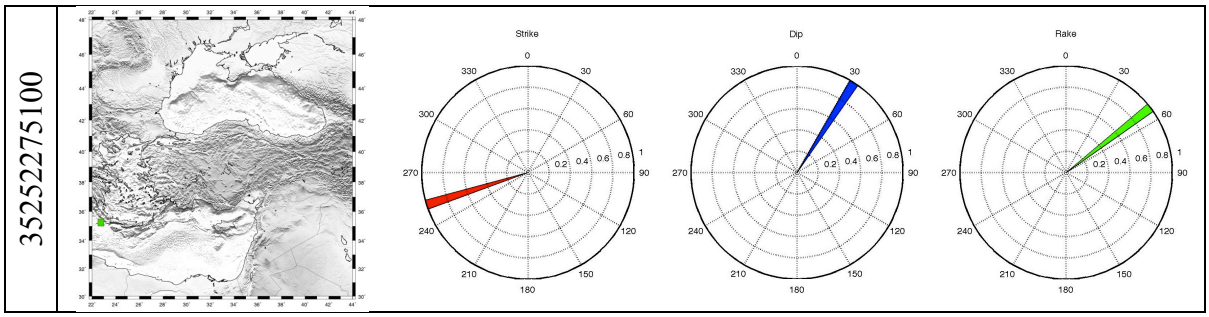

Figure E52. Strike/Dip/Rake variations in bin 35252275100.

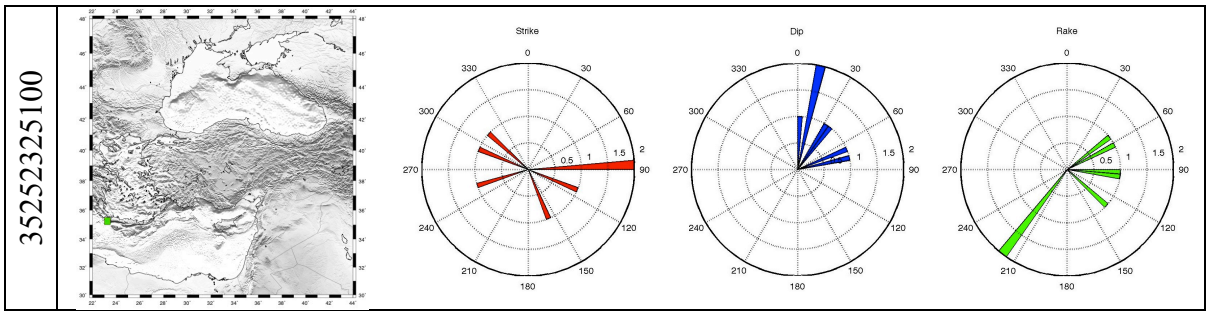

Figure E53. Strike/Dip/Rake variations in bin 35252325100.

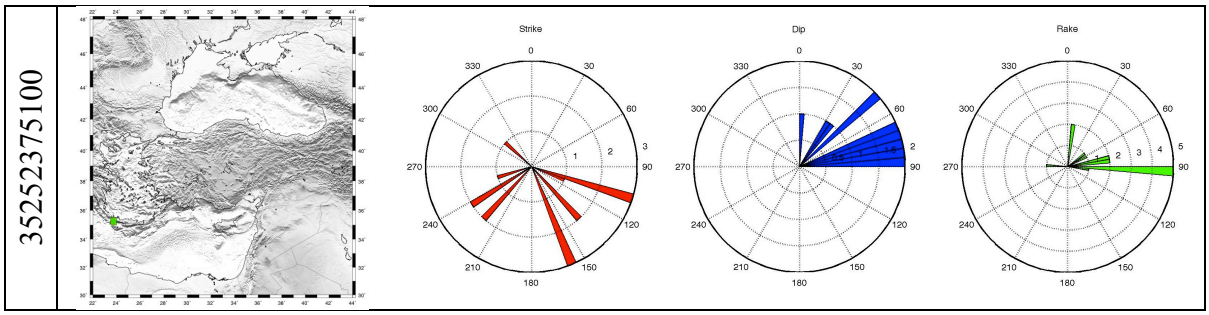

Figure E54. Strike/Dip/Rake variations in bin 35252375100.

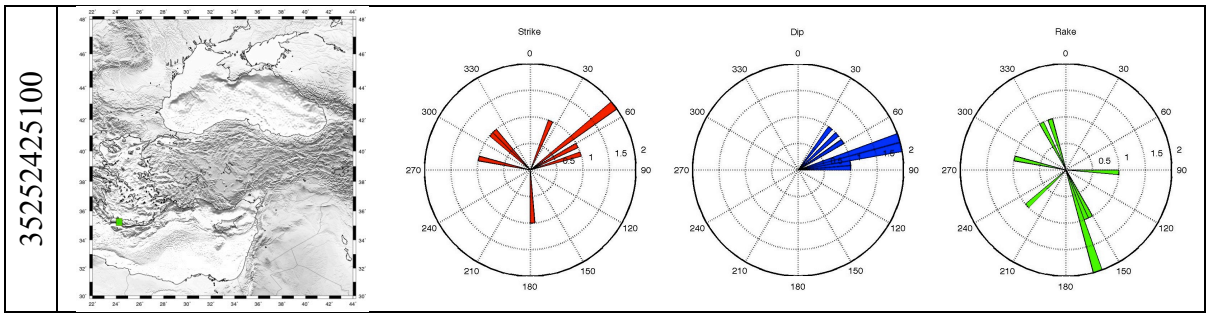

Figure E55. Strike/Dip/Rake variations in bin 35252425100.

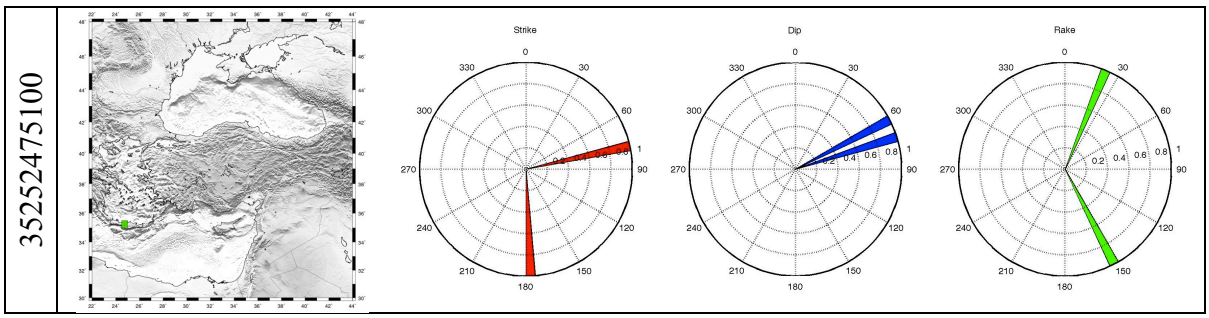

Figure E56. Strike/Dip/Rake variations in bin 35252475100.

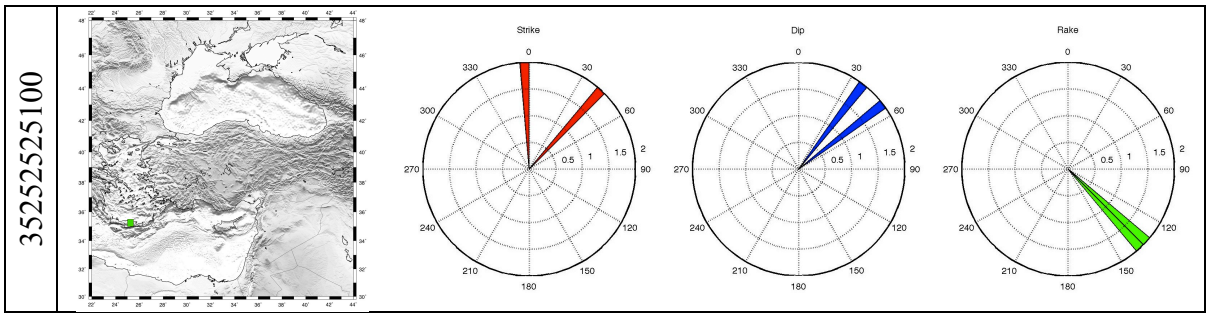

Figure E57. Strike/Dip/Rake variations in bin 35252525100.

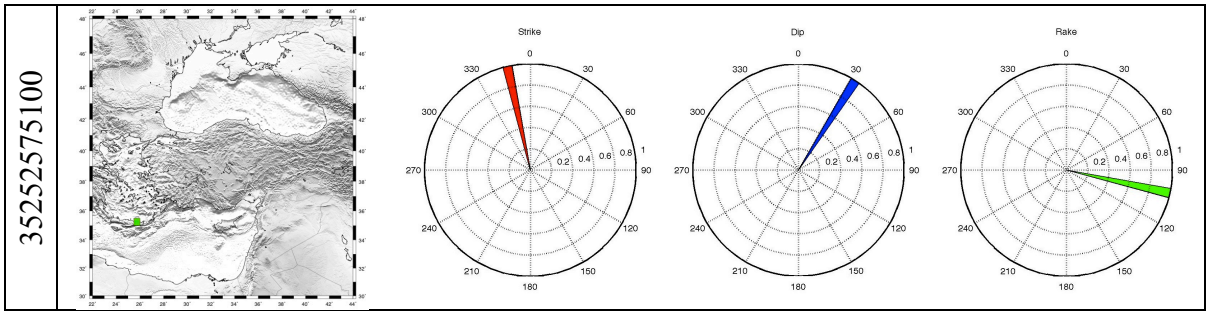

Figure E58. Strike/Dip/Rake variations in bin 35252575100.

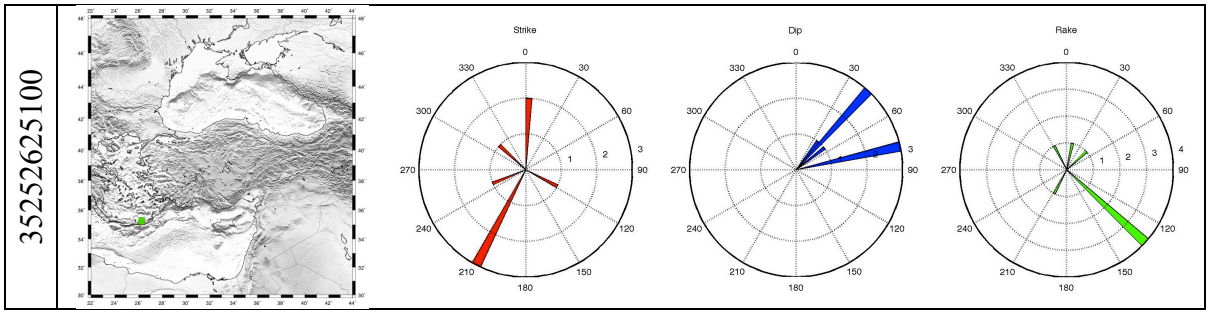

Figure E59. Strike/Dip/Rake variations in bin 35252625100.

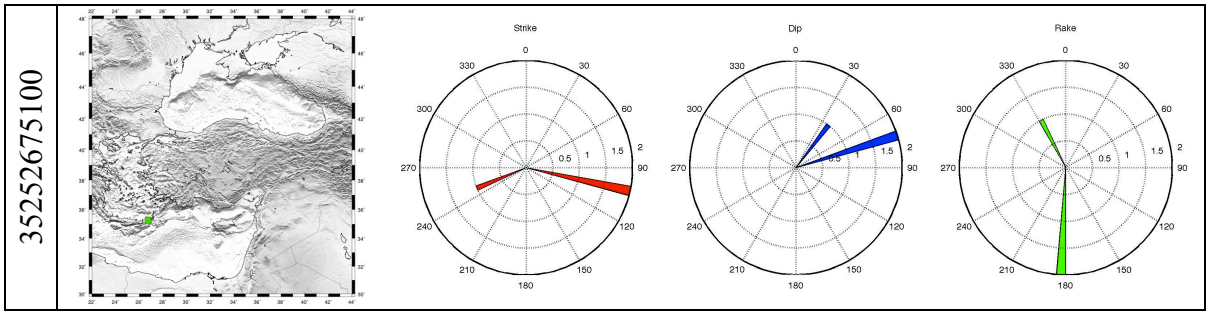

Figure E60. Strike/Dip/Rake variations in bin 35252675100.

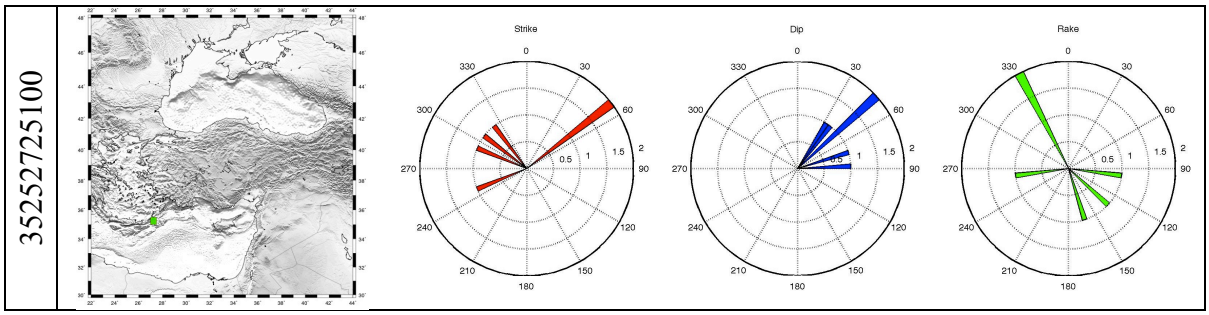

Figure E61. Strike/Dip/Rake variations in bin 35252725100.

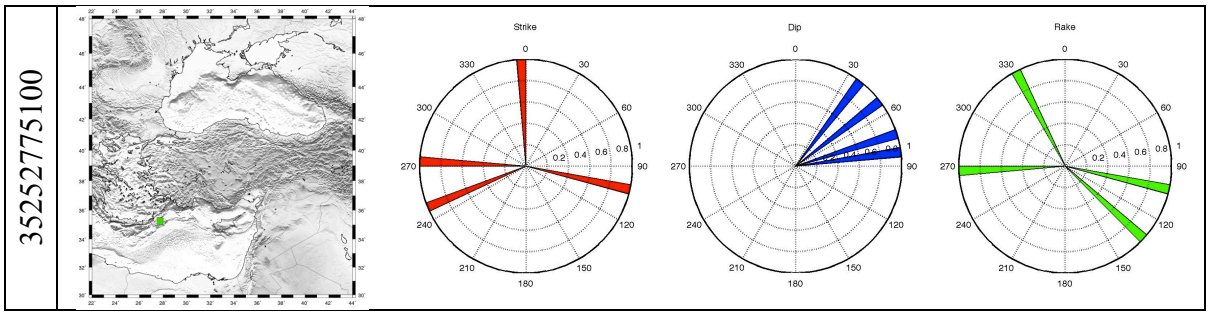

Figure E62. Strike/Dip/Rake variations in bin 35252775100.

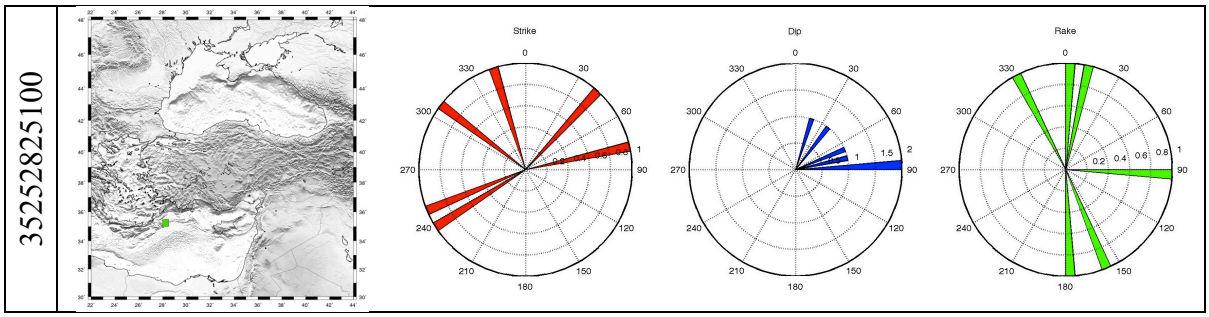

Figure E63. Strike/Dip/Rake variations in bin 35252825100.

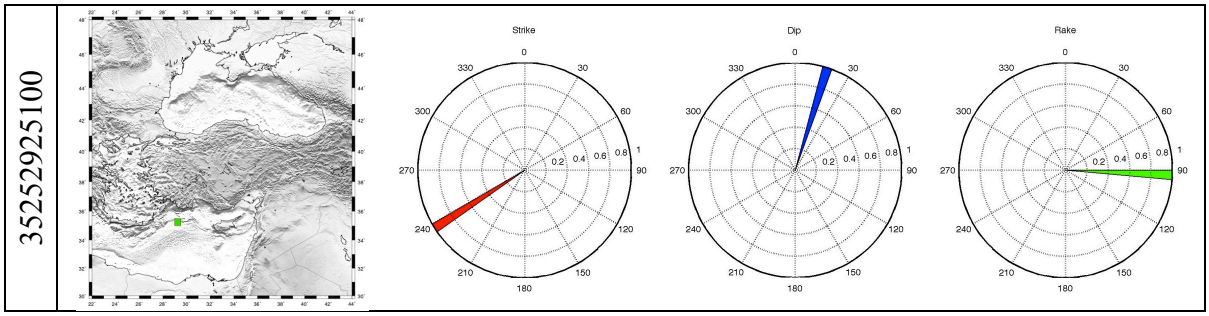

Figure E64. Strike/Dip/Rake variations in bin 35252925100.

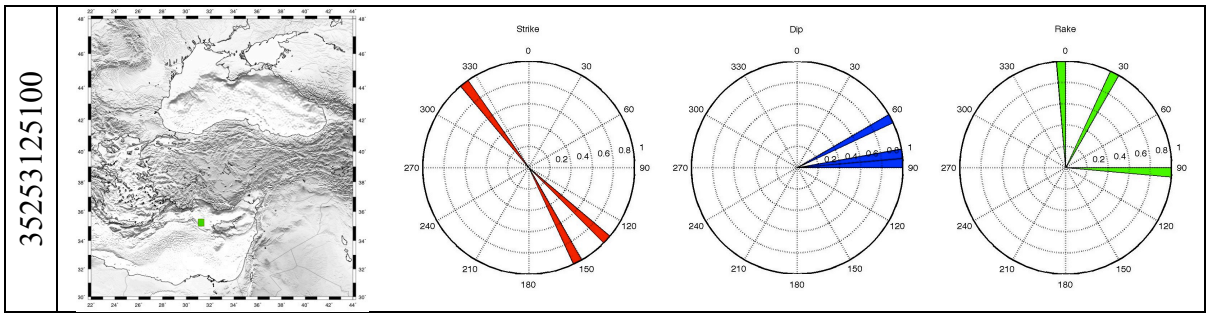

Figure E65. Strike/Dip/Rake variations in bin 35253125100.

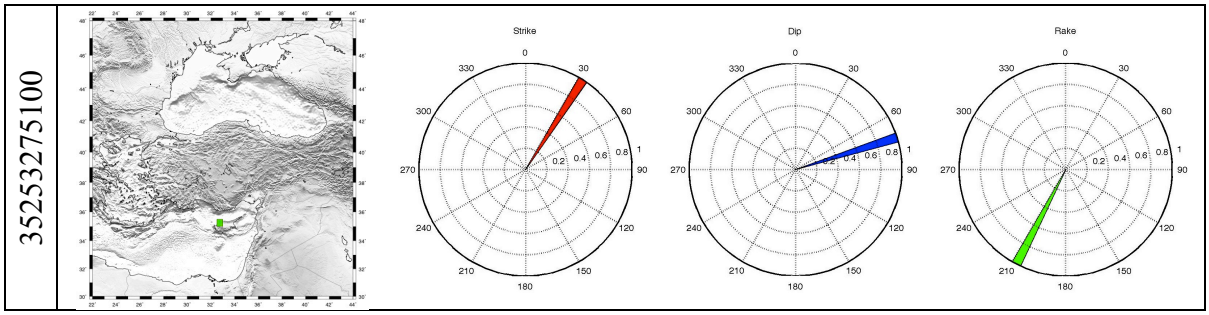

Figure E66. Strike/Dip/Rake variations in bin 35253125100.

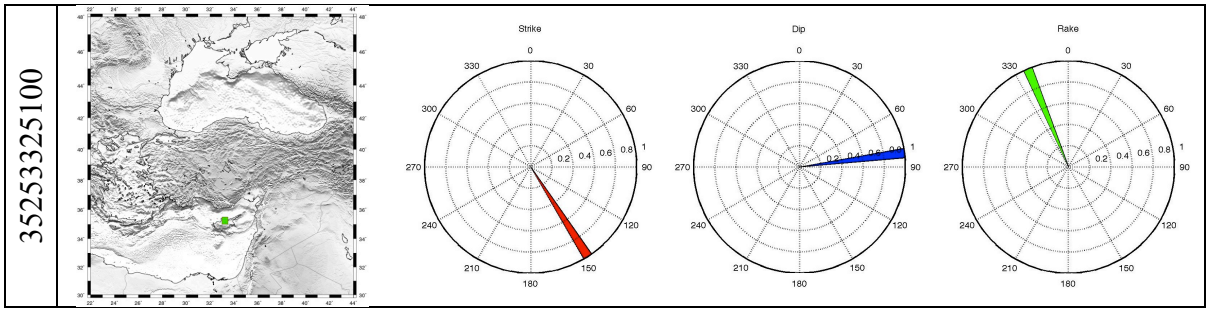

Figure E67. Strike/Dip/Rake variations in bin 35253325100.

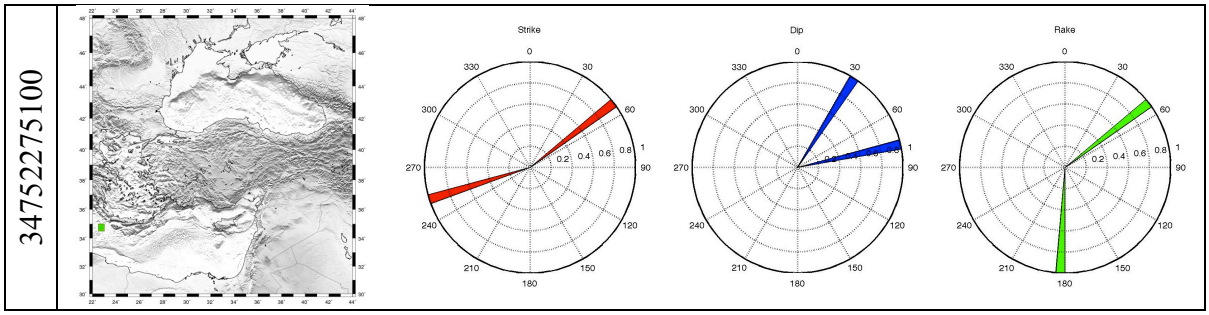

Figure E68. Strike/Dip/Rake variations in bin 34752275100.

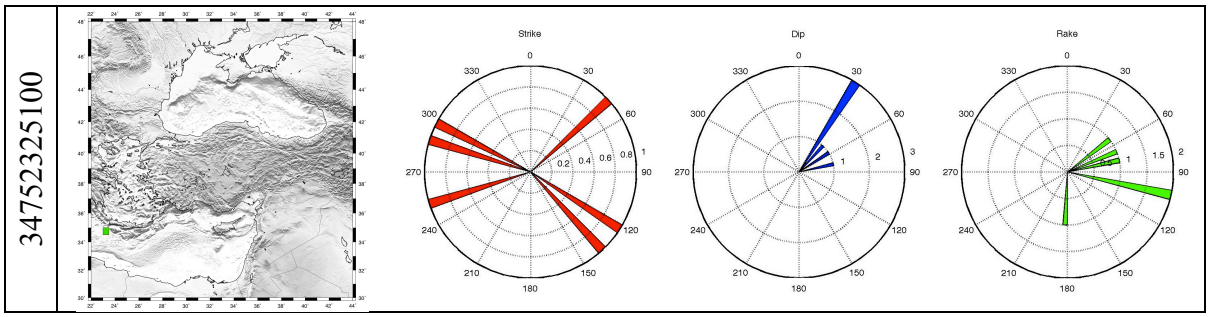

Figure E69. Strike/Dip/Rake variations in bin 34752325100.

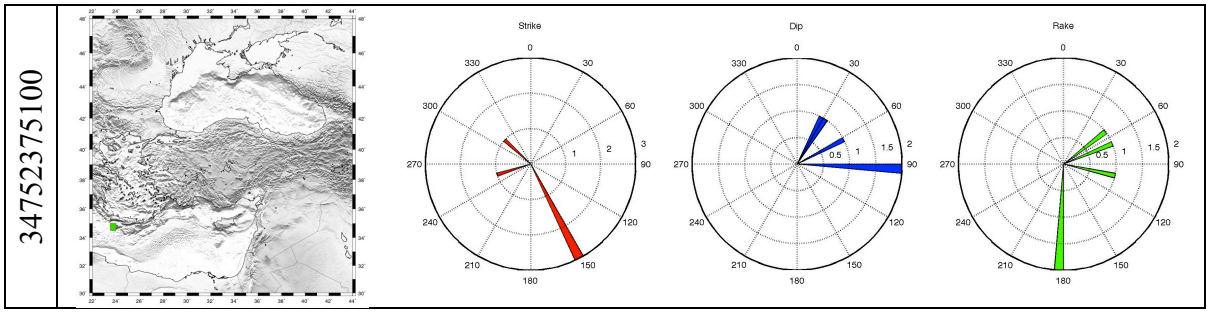

Figure E70. Strike/Dip/Rake variations in bin 34752375100.

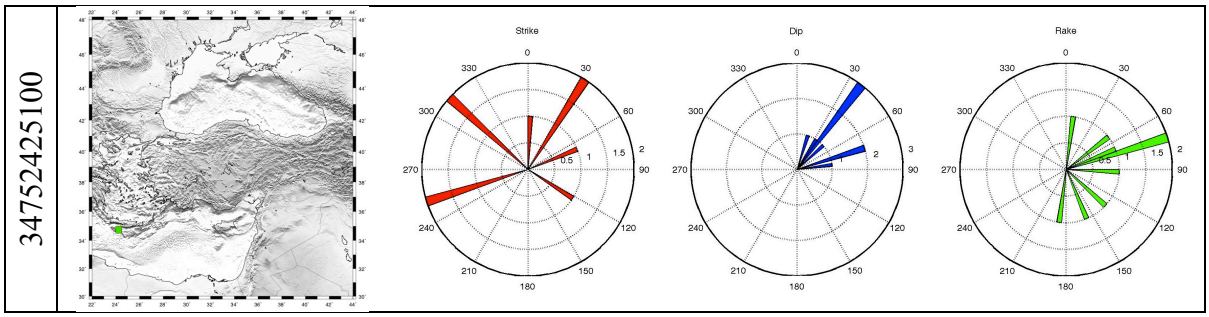

Figure E71. Strike/Dip/Rake variations in bin 34752425100.

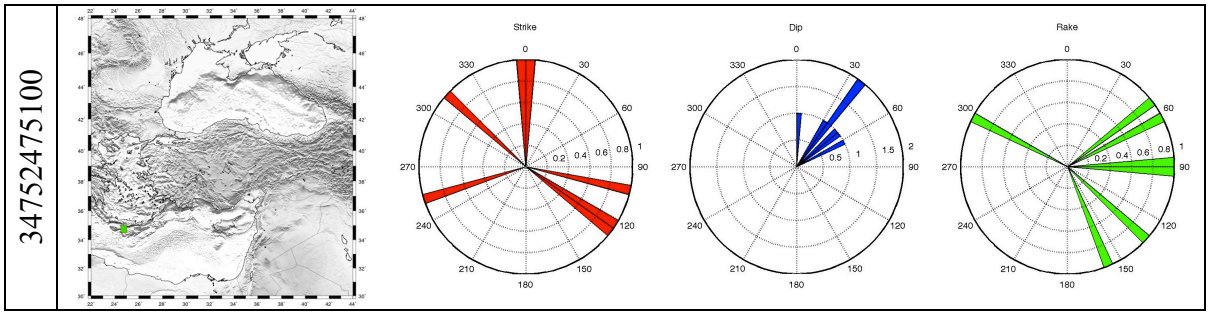

Figure E72. Strike/Dip/Rake variations in bin 34752475100.

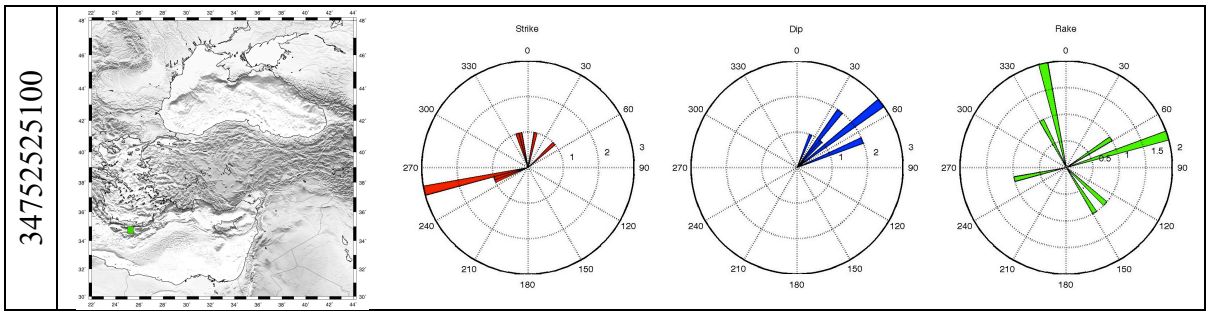

Figure E73. Strike/Dip/Rake variations in bin 34752525100.

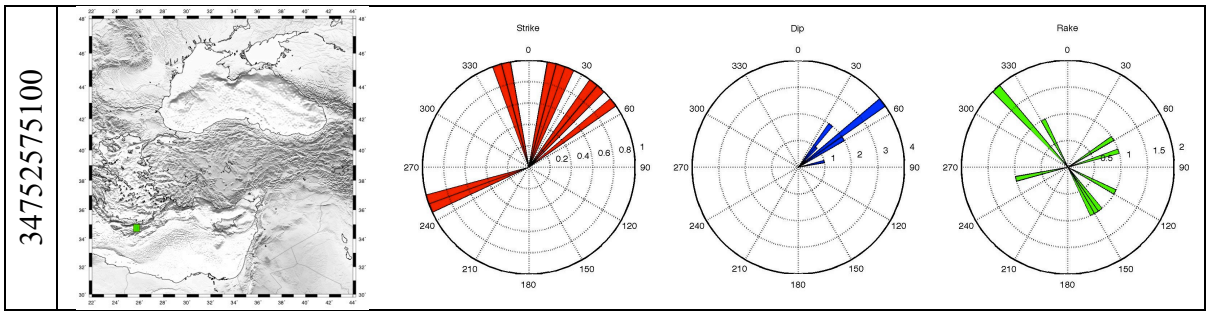

Figure E74. Strike/Dip/Rake variations in bin 34752575100.

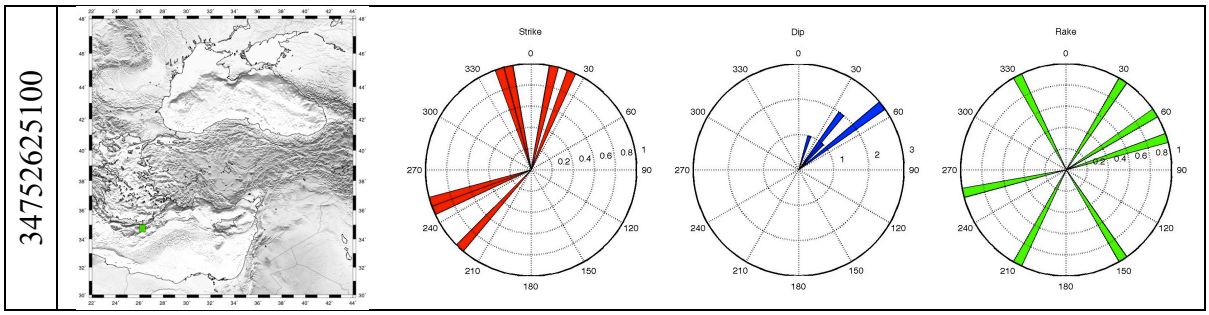

Figure E75. Strike/Dip/Rake variations in bin 34752625100.

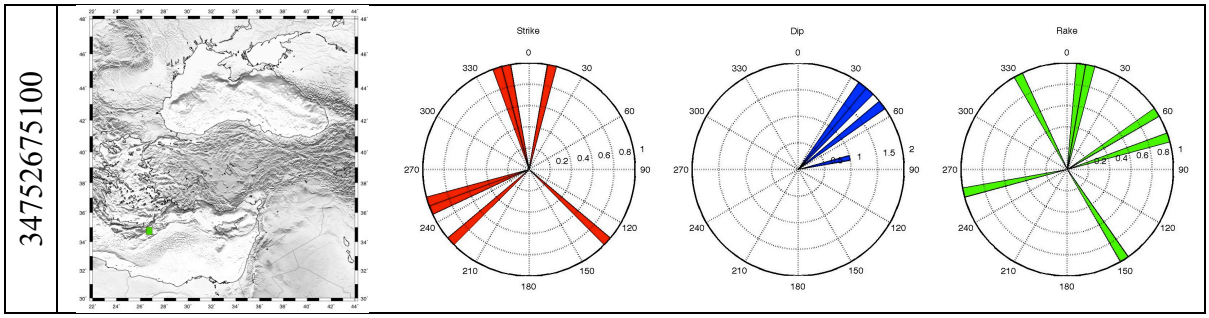

Figure E76. Strike/Dip/Rake variations in bin 34752675100.

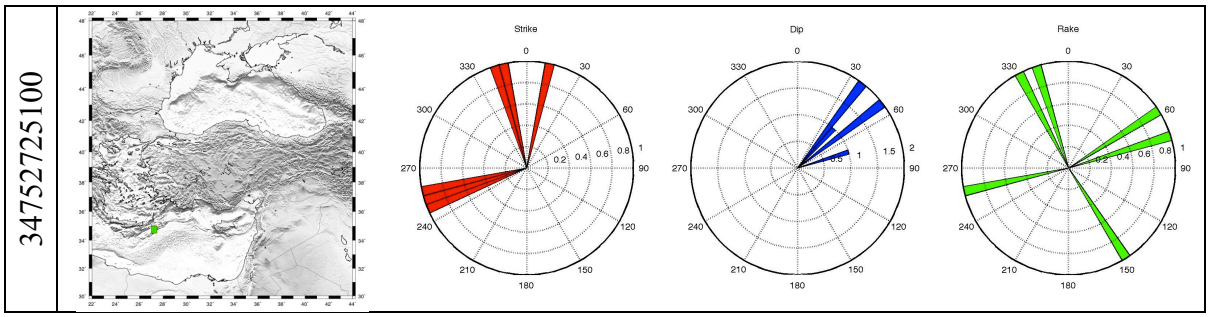

Figure E77. Strike/Dip/Rake variations in bin 34752725100.

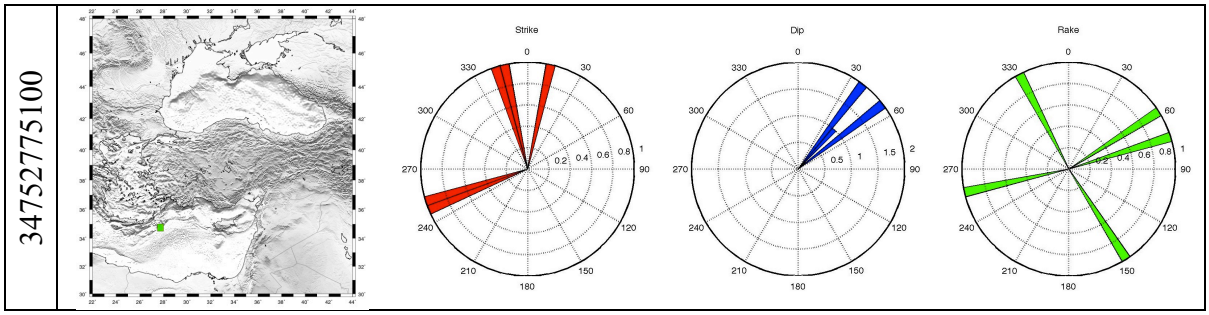

Figure E78. Strike/Dip/Rake variations in bin 34752775100.

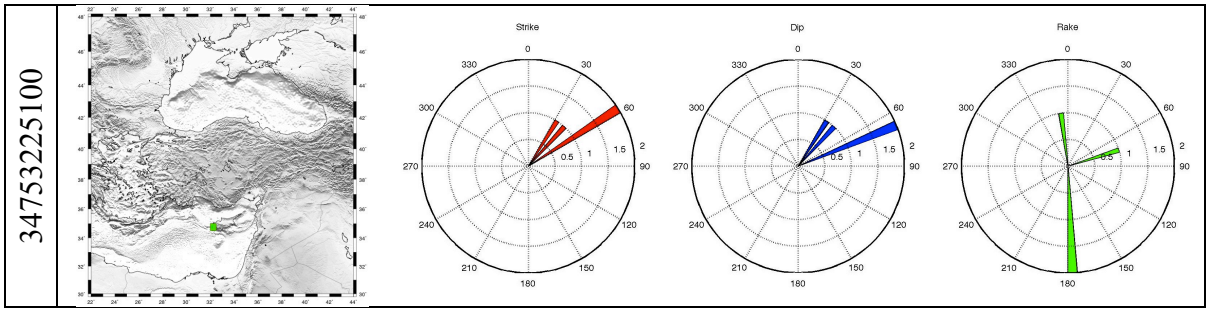

Figure E79. Strike/Dip/Rake variations in bin 34753225100.

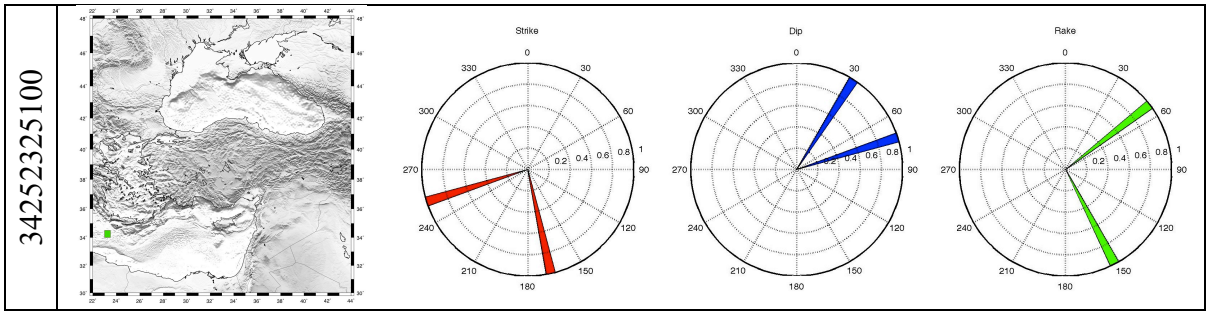

Figure E80. Strike/Dip/Rake variations in bin 34252325100.

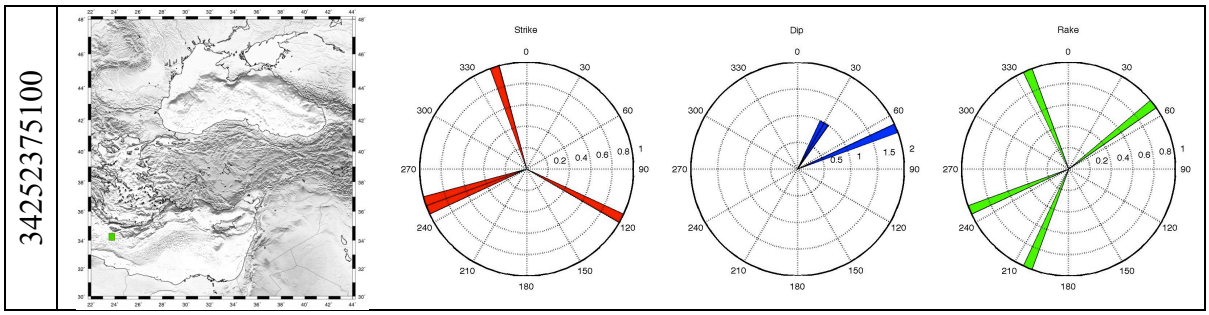

Figure E81. Strike/Dip/Rake variations in bin 34252375100.

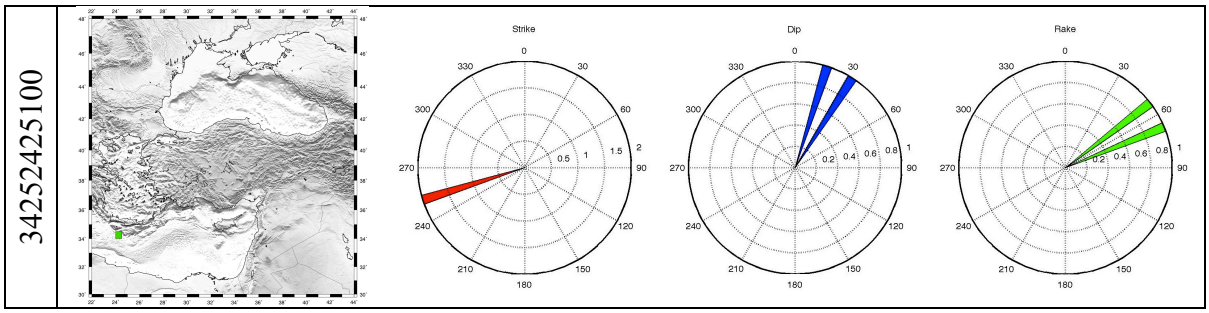

Figure E82. Strike/Dip/Rake variations in bin 34252425100.

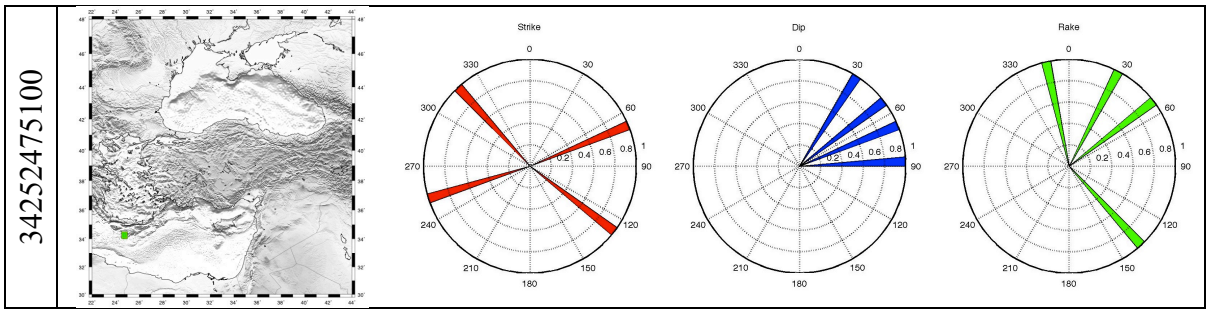

Figure E83. Strike/Dip/Rake variations in bin 34252475100.

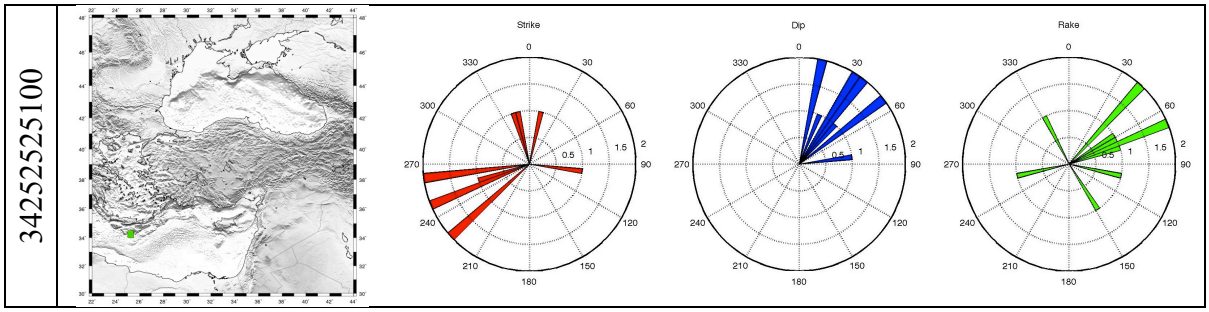

Figure E84. Strike/Dip/Rake variations in bin 34252525100.

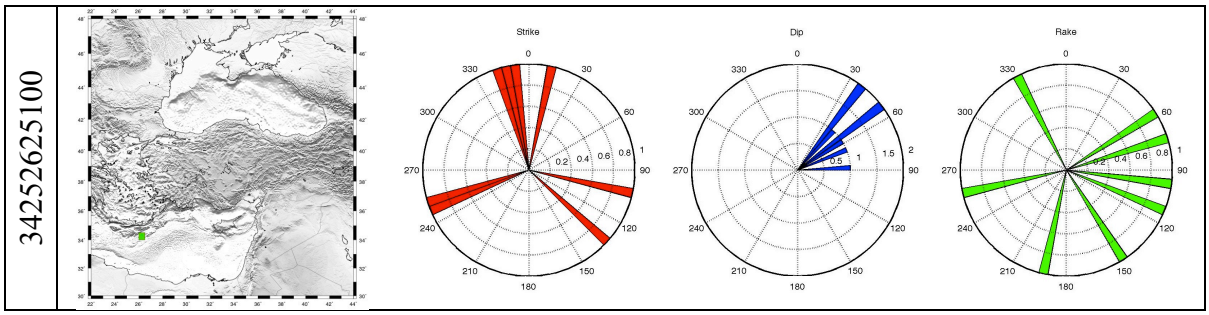

Figure E85. Strike/Dip/Rake variations in bin 34252625100.

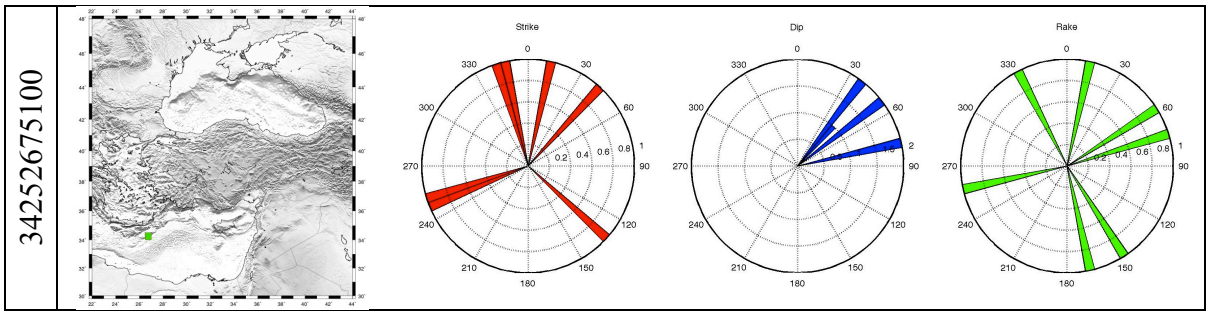

Figure E86. Strike/Dip/Rake variations in bin 34252675100.

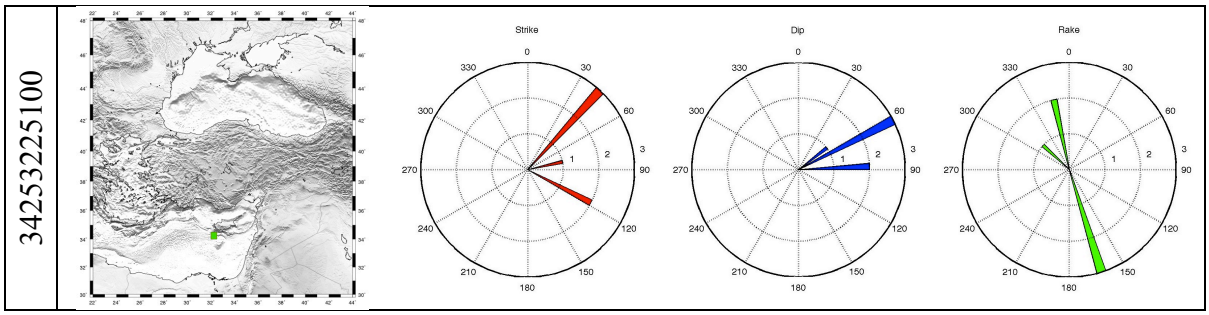

Figure E87. Strike/Dip/Rake variations in bin 34253225100.

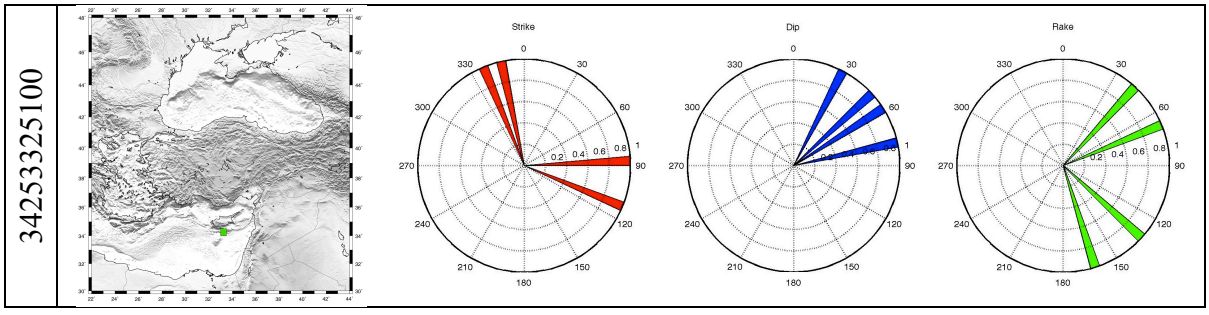

Figure E88. Strike/Dip/Rake variations in bin 34253325100.

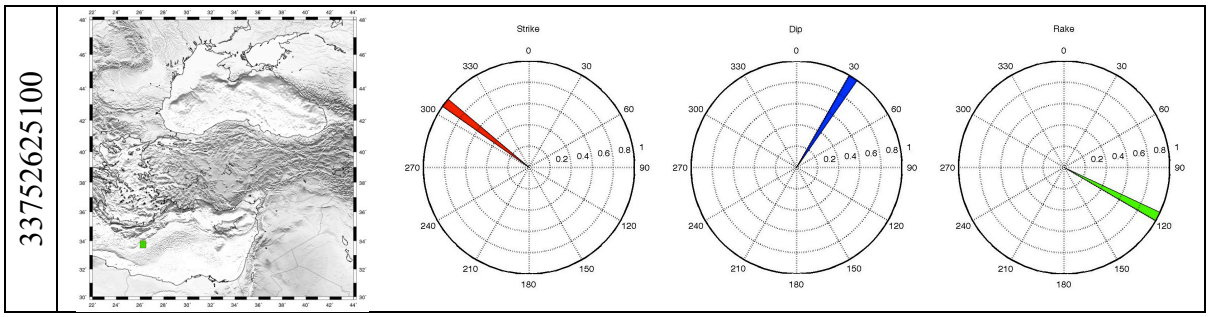

Figure E89. Strike/Dip/Rake variations in bin 33752625100.

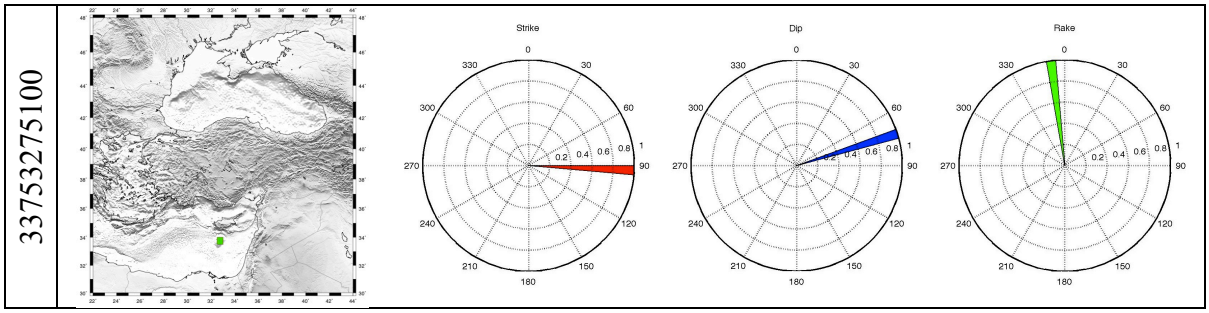

Figure E90. Strike/Dip/Rake variations in bin 33753275100.

APPENDIX F: EARTHQUAKE SOURCE PARAMETERS ASSIGNED AT EACH ANALYSIS BIN IN 0-40 KM DEPTH

This Appendix provides a table of earthquake source parameters assigned at each shallow analysis bin (0-40 km depth layer) derived from the analysis of the Moment Tensor Database (MTD) presented in Appendix B, followed by the interpretation of polar plots of strike/dip/rake values at each analysis bin as presented in Appendix D.

Table F.1. Earthquake source parameters assigned at each analysis bin in 0-40 km depth (pages 396 – 401).

Table F.1. Index for the Earthquake Source Parameters Database

Grid reference	Grid Center Coordinates		strike (°)	dip (°)	rake (°)	depth (km)	Mw (max)	L (km)	W (km)	D (m)	References		
	LAT	LON									s/d/r/depth	L/W/D	Mw (max)
4575307540	45,75	30,75	45	45	60	15	6,5	23	14	0,7	mf [1]	[34]	hypothetical
4475287540	44,75	28,75	160	45	340	10	6,5	23	14	0,7	mf [2]	[34]	hypothetical
4475352540	44,75	35,25	90	45	270	10	7	45	22,0	1,2	[3]	[34]	[36]
4475372540	44,75	37,25	200	80	30	25	6,5	23	14	0,7	mf [4]	[34]	hypothetical
4475377540	44,75	37,75	330	60	85	30	6,5	23	14	0,7	mf [1]	[34]	hypothetical
4425332540	44,25	33,25	120	45	270	15	7,5	126	25	2,8	[3]	W hypothetical, L and D [34]	[36]
4425342540	44,25	34,25	40	45	270	15	6,5	23	14	0,7	[3]	[34]	[36]
4425372540	44,25	37,25	280	60	300	15	6,5	23	14	0,7	mf [1]	[34]	hypothetical
4425382540	44,25	38,25	110	70	270	30	6,5	23	14	0,7	mf [4]	[34]	hypothetical
4375382540	43,75	38,25	120	80	90	15	6,5	23	14	0,7	mf [5]	[34]	hypothetical
4325277540	43,25	27,75	280	60	300	10	7,2	106	15,0	2,4	mf [6]	W mf [6]; L and D [34]	[6]
4325282540	43,25	28,25	105	60	300	10	7,2	106	15,0	2,4	mf [6]	W mf [6]; L and D [34]	[6]
4325287540	43,25	28,75	105	60	300	10	7	67	15,0	1,7	mf [6]	W mf [6]; L and D [34]	[6]
4325292540	43,25	29,25	305	65	5	10	6,5	25	13,0	0,7	mf [7]	[34]	hypothetical
4325357540	43,25	35,75	190	40	130	10	6,5	23	14	0,7	mf [8]	[34]	hypothetical
4275277540	42,75	27,75	100	50	290	10	7,2	106	15,0	2,4	mf [6]	W mf [6]; L and D [34]	[6]
4275282540	42,75	28,25	165	85	185	10	7,2	106	15,0	2,4	mf [6]	W mf [6]; L and D [34]	[6]
4275287540	42,75	28,75	230	20	230	20	6,5	23	14	0,7	mf [9]	[34]	hypothetical
4275327540	42,75	32,75	360	85	190	15	6,5	23	14	0,7	mf [5]	[34]	hypothetical
4275357540	42,75	35,75	180	35	120	15	6,5	23	14	0,7	mf [1]	[34]	hypothetical
4225282540	42,25	28,25	165	85	185	10	6,5	21	15,0	0,6	mf [6]	W mf [6]; L and D [34]	hypothetical
4225317540	42,25	31,75	75	35	90	10	6,5	21	15,0	0,6	mf [6]	W mf [6]; L and D [34]	hypothetical
4225322540	42,25	32,25	75	30	90	10	6,5	21	15,0	0,6	mf [6]	W mf [6]; L and D [34]	hypothetical
4225327540	42,25	32,75	50	45	90	10	6,5	21	15,0	0,6	mf [6]	W mf [6]; L and D [34]	hypothetical
4225332540	42,25	33,25	90	35	90	12,5	6,5	21	15,0	0,6	mf [6]	W mf [6]; L and D [34]	hypothetical
4225337540	42,25	33,75	85	35	90	10	6,5	21	15,0	0,6	mf [6]	W mf [6]; L and D [34]	hypothetical
4225342540	42,25	34,25	90	35	90	10	6,5	21	15,0	0,6	mf [6]	W mf [6]; L and D [34]	hypothetical
4225347540	42,25	34,75	105	35	90	10	6,5	21	15,0	0,6	mf [6]	W mf [6]; L and D [34]	hypothetical
4225352540	42,25	35,25	105	35	90	10	6,5	21	15,0	0,6	mf [6]	W mf [6]; L and D [34]	hypothetical
4225357540	42,25	35,75	105	35	90	10	6,5	21	15,0	0,6	mf [6]	W mf [6]; L and D [34]	hypothetical
4225362540	42,25	36,25	135	45	90	10	6,5	21	15,0	0,6	mf [6]	W mf [6]; 0.6	hypothetical
4175282540	41,75	28,25	165	85	185	10	6,5	20	16,0	0,6	mf [6]	W mf [6]; L and D [34]	hypothetical
4175287540	41,75	28,75	90	35	90	10	6,5	21	15,0	0,6	mf [6]	W mf [6]; L and D [34]	hypothetical
4175307540	41,75	30,75	75	35	90	10	6,5	21	15,0	0,6	mf [6]	W mf [6]; L and D [34]	hypothetical
4175312540	41,75	31,25	60	40	90	10	6,5	21	15,0	0,6	mf [6]	W mf [6]; L and D [34]	hypothetical
4175317540	41,75	31,75	75	30	90	10	6,5	21	15,0	0,6	mf [6]	W mf [6]; L and D [34]	hypothetical
4175322540	41,75	32,25	75	35	90	10	6,6	27	15,0	0,8	mf [6]	W mf [6]; L and D [34]	[37]
4175357540	41,75	35,75	110	35	90	15	6,5	21	15,0	0,6	mf [6]	W mf [6]; L and D [34]	hypothetical
4175362540	41,75	36,25	150	50	90	10	6,5	21	15,0	0,6	mf [6]	W mf [6]; L and D [34]	hypothetical
4175412540	41,75	41,25	50	30	90	10	6,5	21	15,0	0,6	mf [6]	W mf [6]; L and D [34]	hypothetical
4175417540	41,75	41,75	50	30	90	10	6,5	21	15,0	0,6	mf [6]	W mf [6]; L and D [34]	hypothetical
4125287540	41,25	28,75	90	35	90	10	6,5	21	15,0	0,6	mf [6]	W mf [6]; L and D [34]	hypothetical
4125292540	41,25	29,25	90	35	90	10	6,5	21	15,0	0,6	mf [6]	W mf [6]; L and D [34]	hypothetical
4125297540	41,25	29,75	90	35	90	10	6,5	21	15,0	0,6	mf [6]	W mf [6]; L and D [34]	hypothetical
4125302540	41,25	30,25	85	35	90	10	6,5	21	15,0	0,6	mf [6]	W mf [6]; L and D [34]	hypothetical
4125307540	41,25	30,75	75	35	90	10	6,5	21	15,0	0,6	mf [6]	W mf [6]; L and D [34]	hypothetical
4125312540	41,25	31,25	70	40	90	15	6,5	21	15,0	0,6	mf [6]	W mf [6]; L and D [34]	hypothetical
4125317540	41,25	31,75	70	40	90	15	6,6	27	15,0	0,8	cf 4125312540	W mf [6]; L and D [34]	[36]
4125362540	41,25	36,25	150	50	90	15	6,5	21	15,0	0,6	mf [6]	W mf [6]; L and D [34]	hypothetical
4125372540	41,25	37,25	90	30	90	10	6,5	21	15,0	0,6	mf [6]	W mf [6]; L and D [34]	hypothetical
4125377540	41,25	37,75	90	30	90	10	6,5	21	15,0	0,6	mf [6]	W mf [6]; L and D [34]	hypothetical
4125382540	41,25	38,25	85	30	90	10	6,5	21	15,0	0,6	mf [6]	W mf [6]; L and D [34]	hypothetical
4125387540	41,25	38,75	80	30	90	10	6,5	21	15,0	0,6	mf [6]	W mf [6]; L and D [34]	hypothetical
4125392540	41,25	39,25	80	30	90	10	6,5	21	15,0	0,6	mf [6]	W mf [6]; L and D [34]	hypothetical

Table F.1. Index for the Earthquake Source Parameters Database

Grid reference	Grid Center Coordinates		strike (°)	dip (°)	rake (°)	depth (km)	Mw (max)	L (km)	W (km)	D (m)	References		
	LAT	LON									s/d/r/depth	L/W/D	Mw (max)
4125397540	41,25	39,75	85	30	90	10	6,5	21	15,0	0,6	mf [6]	W mf [6]; L and D [34]	hypothetical
4125402540	41,25	40,25	85	30	90	10	6,5	21	15,0	0,6	mf [6]	W mf [6]; L and D [34]	hypothetical
4125407540	41,25	40,75	50	30	90	10	6,5	21	15,0	0,6	mf [6]	W mf [6]; L and D [34]	hypothetical
4125412540	41,25	41,25	50	30	90	10	6,5	21	15,0	0,6	mf [6]	W mf [6]; L and D [34]	hypothetical
4075227540	40,75	22,75	80	45	260	20	7	57	17,5	1,5	mf [10]	W cf 4075237540; L and D [34]	[36]
4075237540	40,75	23,75	100	70	280	15	7	57	17,5	1,5	mf [6]	W mf [6]; L and D [34]	[6]
4075242540	40,75	24,25	65	50	255	15	7	67	15,0	1,7	mf [6]	W mf [6]; L and D [34]	[38]
4075247540	40,75	24,75	60	50	245	15	7	67	15,0	1,7	mf [6]	W mf [6]; L and D [34]	[6]
4075252540	40,75	25,25	60	40	270	13	7	67	15,0	1,7	mf [11] - depth: [6]	W cf 4075257540; L and D [34]	[38]
4075257540	40,75	25,75	100	55	255	10	7	67	15,0	1,7	mf [6]	W mf [6]; L and D [34]	[6]
4075262540	40,75	26,25	90	55	255	10	7,1	84	15,0	2,0	mf [6]	W mf [6]; L and D [34]	[6]
4075267540	40,75	26,75	65	65	200	10	7,1	66	19,0	1,6	mf [6]	W mf [6]; L and D [34]	[6]
4025227540	40,25	22,75	285	50	270	10	7	67	15,0	1,7	mf [6]	W mf [6]; L and D [34]	[36]
4025232540	40,25	23,25	275	45	270	10	7	57	17,5	1,5	mf [6] and [11]	W hypothetical; L and D [34]	[36]
4025237540	40,25	23,75	100	65	285	10	7	67	15,0	1,7	mf [12]	W mf [12]; L and D [34]	[12]
4025242540	40,25	24,25	90	65	280	10	7,3	133	15,0	2,9	mf [6]	W mf [6]; L and D [34]	[38]
4025247540	40,25	24,75	60	70	230	10	7,3	114	17,5	2,6	mf [6]	W mf [6]; L and D [34]	[38]
4025252540	40,25	25,25	90	65	195	10	7,5	150	17,5	2,6	mf [6]	W mf [6]; L and D [34]	[12]
4025257540	40,25	25,75	75	70	200	10	7,1	63	20,0	1,6	mf [6]	W mf [6]; L and D [34]	[38]
4025262540	40,25	26,25	65	70	210	10	7,5	150	20,0	2,3	mf [6]	W mf [6]; L and D [34]	[12]
3975227540	39,75	22,75	290	50	270	10	6,5	21	15,0	0,6	mf [6]	W mf [6]; L and D [34]	[6]
3975232540	39,75	23,25	300	60	290	10	7,1	84	15,0	2,0	mf [6]	W mf [6]; L and D [34]	[38]
3975237540	39,75	23,75	100	60	230	10	7,1	84	15,0	2,0	mf [6]	W mf [6]; L and D [34]	[38]
3975242540	39,75	24,25	230	70	185	10	7,6	150	17,5	3,7	mf [6]	W mf [6]; L and D [34]	[6]
3975247540	39,75	24,75	230	70	185	10	7,6	150	17,5	3,7	mf [6]	W mf [6]; L and D [34]	[6]
3975252540	39,75	25,25	230	80	190	10	7,1	84	15,0	2,0	mf [6]	W mf [6]; L and D [34]	[38]
3975257540	39,75	25,75	85	60	255	10	7,1	84	15,0	2,0	mf [6]	W mf [6]; L and D [34]	[38]
3975262540	39,75	26,25	240	55	280	10	6,5	23	14	0,7	mf [5]	[34]	hypothetical
3925227540	39,25	22,75	265	45	255	10	7,1	101	12,5	2,3	mf [10]	W cf 3925232540; L and D [34]	[36]
3925232540	39,25	23,25	245	55	260	10	7,1	101	12,5	2,3	mf [6]	W mf [6]; L and D [34]	[38]
3925237540	39,25	23,75	215	70	185	10	7,6	150	17,5	3,7	mf [6]	W mf [6]; L and D [34]	[6]
3925242540	39,25	24,25	320	80	5	15	7,6	150	20,0	3,2	mf [6]	W mf [6]; L and D [34]	[6]
3925247540	39,25	24,75	310	50	300	10	7,1	84	15,0	2,0	mf [4]	W mf [4]; L and D [34]	[38]
3925252540	39,25	25,25	40	65	195	10	7,1	72	17,5	1,8	mf [6] and [4]	W mf [6]; L and D [34]	[38]
3925257540	39,25	25,75	65	60	235	10	7,2	91	17,5	2,1	mf [6]	W mf [6]; L and D [34]	[38]
3925262540	39,25	26,25	210	75	195	10	7,2	108	15,0	2,3	mf [6]	W mf [6]; L and D [34]	[38]
3925267540	39,25	26,75	70	60	230	10	6,8	36	17,5	1,0	mf [6]	W mf [6]; L and D [34]	[36]
3875227540	38,75	22,75	240	55	260	10	7,1	101	12,5	2,3	mf [10]	W cf 3875232540; L and D [34]	[36]
3875232540	38,75	23,25	130	65	275	10	7,1	101	12,5	2,3	mf [6]	W mf [6]; L and D [34]	[36]
3875237540	38,75	23,75	300	60	280	10	6,7	40	12,5	1,1	mf [6]	W mf [6]; L and D [34]	[6]
3875242540	38,75	24,25	280	55	280	10	6,7	40	12,5	1,1	mf [6]	W mf [6]; L and D [34]	[6]
3875247540	38,75	24,75	220	65	200	10	7,1	72	17,5	1,8	mf [6]	W mf [6]; L and D [34]	[38]
3875252540	38,75	25,25	150	65	345	10	7,2	106	15,0	2,4	mf [6]	W mf [6]; L and D [34]	[38]
3875257540	38,75	25,75	50	85	190	10	7,2	108	15,0	2,3	mf [6]	W mf [6]; L and D [34]	[38]
3875262540	38,75	26,25	260	60	260	10	7,2	106	15,0	2,4	mf [6]	W mf [6]; L and D [34]	[38]
3875267540	38,75	26,75	320	80	315	10	6,8	50	12,5	1,3	mf [6]	W mf [6]; L and D [34]	[36]
3875272540	38,75	27,25	210	75	330	10	6,5	25	12,5	0,7	mf [6]	W mf [6]; L and D [34]	hypothetical
3825232540	38,25	23,25	70	55	270	10	6,7	40	12,5	1,1	mf [6]	W mf [6]; L and D [34]	[6]
3825237540	38,25	23,75	290	50	275	10	6,7	40	12,5	1,1	mf [6]	W mf [6]; L and D [34]	[6]
3825242540	38,25	24,25	280	50	270	10	6,7	40	12,5	1,1	mf [6]	W mf [6]; L and D [34]	[6]
3825247540	38,25	24,75	215	55	200	10	6,8	50	12,5	1,3	mf [6]	W mf [6]; L and D [34]	[6]
3825252540	38,25	25,25	150	65	345	10	6,8	42	15,0	1,1	mf [6]	W mf [6]; L and D [34]	[6]
3825257540	38,25	25,75	75	55	270	10	7	80	12,5	1,9	mf [6]	W mf [6]; L and D [34]	[6]
3825262540	38,25	26,25	100	60	270	10	7	67	15,0	1,7	mf [6]	W mf [6]; L and D [34]	[6]

Table F.1. Index for the Earthquake Source Parameters Database

Grid reference	Grid Center Coordinates		strike (°)	dip (°)	rake (°)	depth (km)	Mw (max)	L (km)	W (km)	D (m)	References		
	LAT	LON									s/d/r/depth	L/W/D	Mw (max)
3825267540	38,25	26,75	200	80	185	10	7	67	15,0	1,7	mf [6]	W mf [6]; L and D [34]	[6]
3825272540	38,25	27,25	100	45	270	10	6,5	25	12,5	0,7	mf [6]	W mf [6]; L and D [34]	hypothetical
3775232540	37,75	23,25	100	55	270	10	6,6	32	12,5	0,9	mf [6]	W mf [6]; L and D [34]	[6]
3775237540	37,75	23,75	115	40	280	15	6,5	23	14	0,7	mf [1]	[34]	[38]
3775242540	37,75	24,25	80	50	280	15	6,5	23	14	0,7	mf [11]	[34]	hypothetical
3775247540	37,75	24,75	80	50	280	15	6,5	23	14	0,7	mf [11]	[34]	hypothetical
3775252540	37,75	25,25	275	45	255	20	6,5	23	14	0,7	mf [10]	[34]	hypothetical
3775257540	37,75	25,75	135	60	335	10	6,8	42	15,0	1,1	mf [6]	W mf [6]; L and D [34]	[36]
3775262540	37,75	26,25	240	75	225	10	6,8	42	15,0	1,1	mf [6]	W mf [6]; L and D [34]	[6]
3775267540	37,75	26,75	275	60	265	10	7	67	15,0	1,7	mf [6]	W mf [6]; L and D [34]	[6]
3775272540	37,75	27,25	285	60	310	10	6,9	53	15,0	1,4	mf [4] and [6]	W hypothetical; L and D [34]	[4]
3725227540	37,25	22,75	335	60	270	10	6,9	53	15,0	1,4	mf [6]	W mf [6]; L and D [34]	[6]
3725232540	37,25	23,25	340	60	270	10	6,9	64	12,5	1,6	mf [6]	W mf [6]; L and D [34]	[6]
3725237540	37,25	23,75	320	55	275	10	6,7	40	12,5	1,1	mf [6]	W mf [6]; L and D [34]	[6]
3725242540	37,25	24,25	80	60	270	10	6,7	40	12,5	1,1	mf [6]	W mf [6]; L and D [34]	[6]
3725247540	37,25	24,75	55	60	270	10	6,7	40	12,5	1,1	mf [6]	W mf [6]; L and D [34]	[6]
3725252540	37,25	25,25	65	40	270	10	6,5	25	12,5	0,7	mf [11]	W mf [11]; L and D [34]	hypothetical
3725257540	37,25	25,75	65	40	270	10	6,5	25	12,5	0,7	mf [11]	W mf [11]; L and D [34]	hypothetical
3725262540	37,25	26,25	220	70	225	10	6,9	53	15,0	1,4	mf [6]	W mf [6]; L and D [34]	[6]
3725267540	37,25	26,75	60	60	270	10	7	67	15,0	1,7	mf [6]	W mf [6]; L and D [34]	[6]
3725272540	37,25	27,25	245	60	315	10	7	80	12,5	1,9	mf [6]	W mf [6]; L and D [34]	[38]
3725277540	37,25	27,75	45	70	305	10	6,5	25	12,5	0,7	mf [6]	W mf [6]; L and D [34]	hypothetical
3675222540	36,75	22,25	315	35	90	45	8,5	130	85,0	17,5	mf [13]	all [13]	[39]
3675227540	36,75	22,75	165	55	270	10	6,9	64	12,5	1,6	mf [6]	W mf [6]; L and D [34]	[6]
3675232540	36,75	23,25	345	60	270	10	7,2	127	12,5	2,8	mf [6]	W mf [6]; L and D [34]	[36]
3675237540	36,75	23,75	320	55	275	10	6,8	50	12,5	1,3	mf [6]	W mf [6]; L and D [34]	[38]
3675242540	36,75	24,25	270	60	270	10	6,5	25	12,5	0,7	mf [6]	W mf [6]; L and D [34]	[38]
3675247540	36,75	24,75	290	60	80	10	6,7	40	12,5	1,1	mf [6]	W mf [6]; L and D [34]	[6]
3675252540	36,75	25,25	75	60	270	10	6,7	40	12,5	1,1	mf [6]	W mf [6]; L and D [34]	[6]
3675257540	36,75	25,75	50	55	255	10	7,9	150	15,0	12,2	mf [6]	W mf [6]; D [43]	[40]
3675262540	36,75	26,25	245	55	270	10	7,8	150	12,5	10,4	mf [6]	W mf [6]; D [43]	[40]
3675267540	36,75	26,75	60	60	270	10	7	67	15,0	1,7	mf [6]	W mf [6]; L and D [34]	[38]
3675272540	36,75	27,25	60	60	270	10	7,1	84	15,0	2,0	mf [6]	W mf [6]; L and D [34]	[6]
3675277540	36,75	27,75	85	60	275	10	7,6	150	15,0	4,3	mf [6]	W mf [6]; L and D [34]	[36]
3675282540	36,75	28,25	80	60	275	10	7,8	150	15,0	8,6	mf [6]	W mf [6]; D [43]	[38]
3675287540	36,75	28,75	65	75	290	15	7,8	150	15,0	8,6	mf [4] and [5]	W cf 3675292540; L and D [34]	[38]
3675292540	36,75	29,25	265	50	270	10	6,5	21	15,0	0,6	mf [6]	W mf [6]; L and D [34]	hypothetical
3675307540	36,75	30,75	20	50	270	10	6,5	21	15,0	0,6	mf [6]	W mf [6]; L and D [34]	hypothetical
3675312540	36,75	31,25	320	40	100	16	6,5	11	30,0	0,4	mf [6]	W mf [6]; L and D [34]	hypothetical
3675317540	36,75	31,75	320	40	100	16	6,5	11	30,0	0,4	mf [6]	W mf [6]; L and D [34]	hypothetical
3675342540	36,75	34,25	25	15	265	10	6,5	23	14	0,7	mf [1] and [8]	[34]	hypothetical
3675347540	36,75	34,75	110	85	315	20	6,5	23	14	0,7	mf [5]	[34]	hypothetical
3675352540	36,75	35,25	220	60	35	20	6,5	13	25,0	0,4	mf [6]	W mf [6]; L and D [34]	hypothetical
3675357540	36,75	35,75	225	60	35	15	6,5	13	25,0	0,4	mf [6]	W mf [6]; L and D [34]	hypothetical
3675362540	36,75	36,25	235	80	350	11	6,5	16	20,0	0,4	mf [6]	W mf [6]; L and D [34]	hypothetical
3625222540	36,25	22,25	315	35	90	45	8,5	130	85,0	17,5	mf [13]	all [13]	[39]
3625227540	36,25	22,75	315	35	90	45	8,5	130	85,0	17,5	mf [13]	all [13]	[39]
3625232540	36,25	23,25	350	55	270	10	7,2	150	10,0	1,6	mf [6]	W mf [6]; D [43]	[38]
3625237540	36,25	23,75	95	55	265	10	6,8	63	10,0	1,6	mf [6]	W mf [6]; L and D [34]	[38]
3625242540	36,25	24,25	90	50	270	10	6,8	63	10,0	1,6	mf [6]	W mf [6]; L and D [34]	[38]
3625247540	36,25	24,75	100	55	270	10	7,1	126	10,0	2,8	mf [6]	W mf [6]; L and D [34]	[6]
3625252540	36,25	25,25	80	50	270	10	7,3	150	10,0	2,3	mf [6]	W mf [6]; L and D [34]	[38]
3625257540	36,25	25,75	245	55	270	10	7,3	150	12,5	1,8	mf [6]	W mf [6]; L and D [34]	[38]
3625262540	36,25	26,25	250	60	270	10	7,8	150	12,5	10,4	mf [6]	W mf [6]; L and D [34]	[36]

Table F.1. Index for the Earthquake Source Parameters Database

Grid reference	Grid Center Coordinates		strike (°)	dip (°)	rake (°)	depth (km)	Mw (max)	L (km)	W (km)	D (m)	References		
	LAT	LON									s/d/r/depth	L/W/D	Mw (max)
3625267540	36,25	26,75	90	60	290	10	6,8	50	12,5	1,3	mf [6]	W mf [6]; L and D [34]	[38]
3625272540	36,25	27,25	10	75	250	10	7	100	10,0	2,3	mf [6]	W mf [6]; L and D [34]	[6]
3625277540	36,25	27,75	180	65	165	20	7,6	150	12,5	5,2	mf [1], [4] and [5]	W averaged 3625272540 and 3625297540; L and D [34]	[36]
3625282540	36,25	28,25	330	75	70	35	7,8	150	12,5	10,4	mf [14]	W averaged 3625272540 and 3625297540; L and D [34]	[38]
3625287540	36,25	28,75	330	75	70	35	7,8	150	12,5	10,4	mf [14]	W averaged 3625272540 and 3625297540; L and D [34]	[38]
3625292540	36,25	29,25	330	75	70	35	7,8	150	12,5	10,4	mf [14]	W averaged 3625272540 and 3625297540; L and D [34]	[38]
3625297540	36,25	29,75	225	55	240	10	7,2	106	15,0	2,4	mf [6]	W mf [6]; L and D [34]	[41]
3625302540	36,25	30,25	40	50	270	10	7,2	106	15,0	2,4	mf [6]	W mf [6]; L and D [34]	[41]
3625307540	36,25	30,75	30	50	270	10	7,2	106	15,0	2,4	mf [6]	W mf [6]; L and D [34]	[41]
3625317540	36,25	31,75	320	40	100	10	6,5	11	30,0	0,4	mf [6]	W mf [6]; L and D [34]	hypothetical
3625322540	36,25	32,25	320	40	100	20	6,5	11	30,0	0,4	mf [6]	W mf [6]; L and D [34]	hypothetical
3625327540	36,25	32,75	320	40	100	20	6,5	11	30,0	0,4	mf [6]	W mf [6]; L and D [34]	hypothetical
3625347540	36,25	34,75	215	60	35	15	6,5	13	25,0	0,4	mf [6]	W mf [6]; L and D [34]	hypothetical
3625352540	36,25	35,25	215	60	35	15	6,5	9	35,0	0,3	mf [6]	W mf [6]; L and D [34]	hypothetical
3625357540	36,25	35,75	220	40	310	15	7,2	79	20,0	1,9	mf [6]	W mf [6]; L and D [34]	[36]
3575222540	35,75	22,25	315	35	90	45	8,5	130	85,0	17,5	mf [13]	all [13]	[39]
3575227540	35,75	22,75	315	35	90	45	8,5	130	85,0	17,5	mf [13]	all [13]	[39]
3575232540	35,75	23,25	140	60	260	10	7,2	127	12,5	2,8	mf [6]	W mf [6]; L and D [34]	[41]
3575237540	35,75	23,75	185	65	270	10	7,2	150	10,0	1,6	mf [6]	W mf [6]; D [43]	[41]
3575242540	35,75	24,25	275	55	270	10	7,2	150	10,0	1,6	mf [6]	W mf [6]; D [43]	[41]
3575247540	35,75	24,75	265	55	270	10	7,1	126	10,0	2,8	mf [6]	W mf [6]; L and D [34]	[6]
3575252540	35,75	25,25	270	50	270	10	7,2	150	10,0	1,6	mf [6]	W mf [6]; D [43]	[38]
3575257540	35,75	25,75	260	55	270	10	7,2	150	10,0	1,6	mf [6]	W mf [6]; D [43]	[38]
3575262540	35,75	26,25	265	60	280	10	7,2	150	10,0	1,6	mf [6]	W mf [6]; D [43]	[38]
3575267540	35,75	26,75	265	60	270	10	7,1	126	10,0	2,8	mf [6]	W mf [6]; L and D [34]	[36]
3575272540	35,75	27,25	15	75	250	10	7,1	126	10,0	2,8	mf [6]	W mf [6]; L and D [34]	[36]
3575277540	35,75	27,75	180	50	265	15	7,1	101	12,5	2,3	mf [1]	W hypothetical; L and D [34]	[38]
3575282540	35,75	28,25	230	80	20	15	7,2	127	12,5	2,8	mf [15]	W hypothetical; L and D [34]	[36]
3575287540	35,75	28,75	265	20	90	50	8,4	190	90,0	9,0	mf [16]	L and W mf [16]; D [35]	[16]
3575292540	35,75	29,25	265	20	90	50	8,4	190	90,0	9,0	mf [16]	L and W mf [16]; D [35]	[16]
3575297540	35,75	29,75	330	80	220	20	7,8	150	30,0	4,3	mf [1] and [5]	W hypothetical	[38]
3575302540	35,75	30,25	265	80	270	15	6,5	21	15,0	0,6	mf [5]	W hypothetical; L and D [34]	hypothetical
3575307540	35,75	30,75	30	70	170	10	6,5	23	14	0,7	mf [17]	[34]	hypothetical
3575312540	35,75	31,25	140	85	75	30	6,5	23	14	0,7	mf [5]	[34]	hypothetical
3575317540	35,75	31,75	140	85	80	15	6,5	23	14	0,7	mf [1]	[34]	hypothetical
3575322540	35,75	32,25	315	40	100	16	6,5	11	30,0	0,4	mf [6]	W mf [6]; L and D [34]	hypothetical
3575327540	35,75	32,75	30	65	145	11	7,4	126	20,0	2,8	mf [6]	W mf [6]; L and D [34]	[6]
3575332540	35,75	33,25	320	40	100	20	6,5	16	20,0	0,5	mf [6]	W mf [6]; L and D [34]	[6]
3575342540	35,75	34,25	235	50	70	20	6,5	14	22,5	0,5	mf [6]	W mf [6]; L and D [34]	hypothetical
3575347540	35,75	34,75	225	55	70	12	6,5	14	22,5	0,5	mf [6]	W mf [6]; L and D [34]	hypothetical
3575352540	35,75	35,25	165	75	255	10	6,5	23	14	0,7	mf [17]	[34]	hypothetical
3575357540	35,75	35,75	220	55	60	15	6,5	14	22,5	0,5	mf [6]	W mf [6]; L and D [34]	hypothetical
3525222540	35,25	22,25	320	30	105	15	6,5	23	14	0,7	mf [11]	[34]	hypothetical
3525227540	35,25	22,75	310	20	90	21	8,3	230	40,0	11,9	mf [18]	L and W mf [18]; D [35]	[18]
3525232540	35,25	23,25	315	35	90	45	8,5	130	85,0	17,5	mf [13]	all [13]	[39]
3525237540	35,25	23,75	315	35	90	45	8,5	130	85,0	17,5	mf [13]	all [13]	[39]
3525242540	35,25	24,25	315	35	90	45	8,5	130	85,0	17,5	mf [13]	all [13]	[39]
3525247540	35,25	24,75	270	60	270	10	7,1	126	10,0	2,8	mf [6]	W mf [6]; L and D [34]	[6]
3525252540	35,25	25,25	270	50	270	10	7,2	150	10,0	1,6	mf [6]	W hypothetical; D [43]	[38]
3525257540	35,25	25,75	215	70	275	10	7,2	150	10,0	1,6	mf [6]	W hypothetical; D [43]	[38]
3525262540	35,25	26,25	205	75	265	10	7,2	150	10,0	1,6	mf [6]	W hypothetical; D [43]	[38]
3525267540	35,25	26,75	190	70	250	10	7,1	126	10,0	2,8	mf [6]	W mf [6]; L and D [34]	[38]
3525272540	35,25	27,25	190	60	270	30	7,1	42	30,0	1,1	mf [19]	W hypothetical; L and D [34]	[19]
3525277540	35,25	27,75	315	25	125	30	6,8	21	30,0	0,6	mf [4]	W averaged 3625272540 and 3625297540; L and D [34]	[38]

Table F.1. Index for the Earthquake Source Parameters Database

Grid reference	Grid Center Coordinates		strike (°)	dip (°)	rake (°)	depth (km)	Mw (max)	L (km)	W (km)	D (m)	References		
	LAT	LON									s/d/r/depth	L/W/D	Mw (max)
3525282540	35,25	28,25	270	20	90	50	8,4	190	90,0	9,0	mf [16]	L and W mf [16]; D [35]	[16]
3525287540	35,25	28,75	270	20	90	50	8,4	190	90,0	9,0	mf [16]	L and W mf [16]; D [35]	[16]
3525292540	35,25	29,25	270	20	90	50	8,4	190	90,0	9,0	mf [16]	L and W mf [16]; D [35]	[16]
3525297540	35,25	29,75	295	30	100	30	6,5	23	14	0,7	mf [11]	[34]	hypothetical
3525307540	35,25	30,75	265	70	165	30	6,5	23	14	0,7	mf [5] and [8]	[34]	hypothetical
3525312540	35,25	31,25	160	30	110	10	6,5	23	14	0,7	mf [17]	[34]	hypothetical
3525317540	35,25	31,75	140	85	75	30	6,5	23	14	0,7	cf 3575312540	[34]	hypothetical
3525322540	35,25	32,25	30	65	145	11	7,4	126	20,0	2,8	mf [6]	W mf [6]; L and D [34]	[6]
3525327540	35,25	32,75	30	65	145	11	7,4	126	20,0	2,8	mf [6]	W mf [6]; L and D [34]	[6]
3525332540	35,25	33,25	320	40	100	10	6,5	14	22,5	0,5	mf [6]	W mf [6]; L and D [34]	hypothetical
3525337540	35,25	33,75	310	35	100	11	6,5	16	20,0	0,5	mf [6]	W mf [6]; L and D [34]	hypothetical
3525342540	35,25	34,25	270	55	70	15	6,5	16	20,0	0,5	mf [6]	W mf [6]; L and D [34]	hypothetical
3525347540	35,25	34,75	250	50	70	15	6,5	14	22,5	0,5	mf [6]	W mf [6]; L and D [34]	hypothetical
3525352540	35,25	35,25	250	50	60	15	6,5	14	22,5	0,5	mf [6]	W mf [6]; L and D [34]	hypothetical
3525357540	35,25	35,75	225	55	60	12	6,5	14	22,5	0,5	mf [6]	W mf [6]; L and D [34]	hypothetical
3475222540	34,75	22,25	325	85	175	20	6,5	23	14	0,7	mf [20]	[34]	hypothetical
3475227540	34,75	22,75	305	30	105	20	7,8	150	30,0	4,3	mf [11]	W hypothetical	[38]
3475232540	34,75	23,25	305	30	105	20	7,8	150	30,0	4,3	mf [11]	W hypothetical	[38]
3475237540	34,75	23,75	310	20	90	25	8,3	230	40,0	11,9	mf [18]	L and W mf [18]; D [35]	[18]
3475242540	34,75	24,25	315	35	90	45	8,5	130	85,0	17,5	mf [13]	all [13]	[39]
3475247540	34,75	24,75	315	35	90	45	8,5	130	85,0	17,5	mf [13]	all [13]	[39]
3475252540	34,75	25,25	80	65	270	20	8	100	30,0	12,9	mf [6] and [21]	L and W mf [6] and [21]; D [35]	[21]
3475257540	34,75	25,75	80	65	270	20	8	100	30,0	12,9	mf [6] and [21]	L and W mf [6] and [21]; D [35]	[21]
3475262540	34,75	26,25	80	65	270	20	8	100	30,0	12,9	mf [6] and [21]	L and W mf [6] and [21]; D [35]	[21]
3475267540	34,75	26,75	80	65	270	20	8	100	30,0	12,9	mf [6] and [21]	L and W mf [6] and [21]; D [35]	[21]
3475272540	34,75	27,25	230	80	320	30	8	178	56,0	3,8	mf [11] and [1]	[34]	[36]
3475277540	34,75	27,75	290	25	95	15	6,5	23	14	0,7	mf [22]	[34]	hypothetical
3475282540	34,75	28,25	230	75	335	10	6,5	23	14	0,7	mf [1]	[34]	hypothetical
3475287540	34,75	28,75	235	60	245	15	6,5	23	14	0,7	cf 3475292540	[34]	hypothetical
3475292540	34,75	29,25	235	60	245	15	6,5	23	14	0,7	mf [5]	[34]	hypothetical
3475297540	34,75	29,75	295	30	100	15	6,5	23	14	0,7	mf [11]	[34]	hypothetical
3475312540	34,75	31,25	40	80	145	20	6,5	23	14	0,7	mf [5]	[34]	hypothetical
3475317540	34,75	31,75	40	65	145	11	7,4	126	20,0	2,8	cf 3475322540	cf 3475322540; ; L and D [34]	[6]
3475322540	34,75	32,25	40	65	145	11	7,4	126	20,0	2,8	mf [6]	W mf [6]; L and D [34]	[6]
3475327540	34,75	32,75	315	35	115	11	7,5	150	20,0	2,3	mf [6]	W mf [6]; L and D [34]	[36]
3475332540	34,75	33,25	295	35	115	11	7,8	150	20,0	6,5	mf [6]	W mf [6]; L and D [34]	[42]
3475337540	34,75	33,75	295	35	105	11	7,8	150	20,0	6,5	mf [6]	W mf [6]; L and D [34]	[42]
3475342540	34,75	34,25	285	35	100	11	7,8	150	20,0	6,5	mf [6]	W mf [6]; L and D [34]	[42]
3475347540	34,75	34,75	260	40	100	11	6,5	16	20,0	0,5	mf [6]	W mf [6]; L and D [34]	hypothetical
3475352540	34,75	35,25	255	40	100	11	6,5	16	20,0	0,5	mf [6]	W mf [6]; L and D [34]	hypothetical
3425222540	34,25	22,25	285	35	75	20	6,5	23	14	0,7	mf [10]	[34]	hypothetical
3425227540	34,25	22,75	285	35	75	20	6,5	23	14	0,7	mf [10]	[34]	hypothetical
3425232540	34,25	23,25	125	70	95	20	6,5	23	14	0,7	mf [5]	[34]	hypothetical
3425237540	34,25	23,75	285	35	75	20	6,5	23	14	0,7	mf [10]	[34]	hypothetical
3425242540	34,25	24,25	280	60	95	20	7,8	150	30,0	4,3	mf [15]	[34]	[38]
3425247540	34,25	24,75	260	65	100	16	7,1	42	30,0	1,1	mf [15]	W cf 3425247540; L and D [34]	[38]
3425252540	34,25	25,25	310	20	90	25	8,3	230	40,0	11,9	mf [18]	L and W mf [18]; D [35]	[18]
3425257540	34,25	25,75	310	20	90	25	8,3	230	40,0	11,9	mf [18]	L and W mf [18]; D [35]	[18]
3425262540	34,25	26,25	310	20	90	25	8,3	230	40,0	11,9	mf [18]	L and W mf [18]; D [35]	[18]
3425267540	34,25	26,75	230	70	240	15	6,8	42	15,0	1,1	mf [1]	W hypothetical; L and D [34]	[38]
3425272540	34,25	27,25	230	70	240	15	6,8	42	15,0	1,1	cf 3425272540	W hypothetical; L and D [34]	[38]
3425277540	34,25	27,75	65	50	325	15	6,5	23	14	0,7	cf 3425282540	[34]	hypothetical
3425282540	34,25	28,25	65	50	325	15	6,5	23	14	0,7	mf [23]	[34]	hypothetical
3425287540	34,25	28,75	60	35	80	10	6,5	23	14	0,7	mf [17]	[34]	hypothetical

Table F.1. Index for the Earthquake Source Parameters Database

Grid reference	Grid Center Coordinates		strike (°)	dip (°)	rake (°)	depth (km)	Mw (max)	L (km)	W (km)	D (m)	References		
	LAT	LON									s/d/r/depth	L/W/D	Mw (max)
3425317540	34,25	31,75	40	65	145	11	7,4	126	20,0	2,8	mf [6]	W mf [6]; L and D [34]	[6]
3425322540	34,25	32,25	40	65	145	11	7,4	126	20,0	2,8	mf [6]	W mf [6]; L and D [34]	[6]
3425327540	34,25	32,75	305	35	115	11	7,5	150	20,0	2,3	mf [6]	W mf [6]; L and D [34]	[36]
3425332540	34,25	33,25	285	35	115	11	7,8	150	20,0	6,5	mf [6]	W mf [6]; L and D [34]	[42]
3425337540	34,25	33,75	280	35	115	11	7,2	79	20,0	1,9	mf [6]	W mf [6]; L and D [34]	[6]
3425342540	34,25	34,25	285	35	100	11	7,2	79	20,0	1,9	cf 3525342540	W cf 3525342540; L and D [34]	cf 3525342540
3425352540	34,25	35,25	75	60	30	15	6,5	23	14	0,7	mf [10]	[34]	hypothetical
3425357540	34,25	35,75	165	30	90	16	7,4	80	30,0	2,0	mf [17]	L and W mf [17]; D [43]	[42]
3375227540	33,75	22,75	230	45	110	30	6,5	23	14	0,7	mf [24]	[34]	hypothetical
3375232540	33,75	23,25	230	45	110	30	6,5	23	14	0,7	cf 3375227540	[34]	hypothetical
3375237540	33,75	23,75	230	45	110	30	6,5	23	14	0,7	cf 3375227540	[34]	hypothetical
3375242540	33,75	24,25	180	70	345	10	6,5	23	14	0,7	mf [8]	[34]	hypothetical
3375247540	33,75	24,75	180	70	345	30	6,5	23	14	0,7	mf [1]	[34]	hypothetical
3375252540	33,75	25,25	90	45	60	15	6,5	23	14	0,7	mf [1]	[34]	hypothetical
3375257540	33,75	25,75	295	30	110	10	6,5	23	14	0,7	mf [1]	[34]	hypothetical
3375262540	33,75	26,25	95	60	75	30	6,5	23	14	0,7	mf [5]	[34]	hypothetical
3375267540	33,75	26,75	115	45	340	20	6,5	23	14	0,7	mf [1]	[34]	hypothetical
3375272540	33,75	27,25	40	60	190	30	6,5	23	14	0,7	cf 3375277540	[34]	hypothetical
3375277540	33,75	27,75	40	60	190	30	6,5	23	14	0,7	mf [4]	[34]	hypothetical
3375322540	33,75	32,25	40	65	145	11	6,5	16	20,0	0,5	cf 3475327540	cf 3475327540; L and D [34]	hypothetical
3375327540	33,75	32,75	40	65	145	11	6,5	16	20,0	0,5	cf 3475327540	cf 3475327540; L and D [34]	hypothetical
3375332540	33,75	33,25	95	75	355	15	6,5	21	15,0	0,6	mf [8]	W hypothetical; L and D [34]	hypothetical
3375352540	33,75	35,25	85	45	185	11	7,2	79	20,0	1,9	mf [8]	W hypothetical; L and D [34]	[36]
3325297540	33,25	29,75	215	75	25	10	6,7	34	15,0	0,9	mf [7]	W hypothetical; L and D [34]	[7]
3325342540	33,25	34,25	200	45	15	10	6,5	23	14	0,7	hypothetical	[34]	hypothetical
3325347540	33,25	34,75	200	45	15	10	6,5	23	14	0,7	hypothetical	[34]	hypothetical
3325352540	33,25	35,25	200	50	15	10	7,6	150	17,5	3,7	mf [17]	W hypothetical; L and D [34]	[36]
3275242540	32,75	24,25	325	40	350	10	6,5	32	10,0	0,9	mf [23]	W hypothetical; L and D [34]	hypothetical
3275297540	32,75	29,75	215	70	20	10	6,7	50	10,0	1,3	mf [4]	W hypothetical; L and D [34]	[4]
3275342540	32,75	34,25	200	45	15	10	6,5	23	14	0,7	hypothetical	[34]	hypothetical
3275347540	32,75	34,75	200	45	15	10	6,5	23	14	0,7	hypothetical	[34]	hypothetical
3225297540	32,25	29,75	35	25	90	10	6,5	23	14	0,7	mf [17]	[34]	hypothetical
3225302540	32,25	30,25	150	65	50	10	6,5	23	14	0,7	mf [4]	[34]	hypothetical
3225342540	32,25	34,25	200	45	15	10	7	67	15,0	1,7	hypothetical	W hypothetical; L and D [34]	[36]
3225347540	32,25	34,75	45	85	145	25	7	67	15,0	1,7	mf [5]	W hypothetical; L and D [34]	[36]
3175302540	31,75	30,25	305	10	250	10	6,5	23	14	0,7	mf [25]	[34]	hypothetical
3175342540	31,75	34,25	200	45	15	10	7	67	15,0	1,7	hypothetical	W hypothetical; L and D [34]	[36]
3175347540	31,75	34,75	200	45	15	10	7	67	15,0	1,7	hypothetical	W hypothetical; L and D [34]	[36]
3125272540	31,25	27,25	155	45	90	30	6,5	23	14	0,7	mf [1]	[34]	hypothetical
3125277540	31,25	27,75	155	45	90	30	6,5	23	14	0,7	mf [23]	[34]	hypothetical

Table F.1. Index for the Earthquake Source Parameters Database.

[1] ISC MT Catalogue
[2] Radulian *et al.*, 2002 (TRANSFER)
[3] Necmioğlu - PhD Thesis, 2014
[4] EMMA MT Catalogue
[5] Kalafat MT Catalogue
[6] Basili *et al.*, 2013 (SHARE)
[7] Constantinescu *et al.*, 1966 (TRANSFER)
[8] INGV RCMT Catalogue (TRANSFER)
[9] Dineva *et al.*, 1993 (TRANSFER)
[10] Sorensen *et al.*, 2012
[11] Moratto *et al.*, 2007
[12] Caputo *et al.,* 2012 (SHARE)
[13] Lorito *et al.*, 2008
[14] Ebeling *et al*., 2012
[15] Mitsakaki *et al.*, 2013
[16] Mitsoudis *et al.*, 2012
[17] Salamon *et al.*, 2003
[18] Tinti *et al.*, 2005
[19] Udias *et al.*, 1989 (TRANSFER)
[20] ETHZ MT Catalogue (TRANSFER)
[21] Yolsal *et al.*, 2007
[22] Papazachos, 1996
[23] Dziewonski *et al.*, 1981 (TRANSFER)
[24] Taymaz *et al*., 1990
[25] Bernardi *et al.*, 2004 (TRANSFER)
[26] Eva *et al.*, 1988 (TRANSFER)
[27] Shaw and Jackson, 2010
[28] Okal *et al.*, 2009
[29] McKenzie, 1978
[30] Jost *et al.*, 2002
[31] Parke, 2001 (TRANSFER)
[32] Bohnhoff *et al.*, 2005
[33] Pilidou *et al.*, 2004
[34] Leonard, 2010
[35] Kanamori, 1977
[36] Compiled Historical Catalogue in this study
[37] Alptekin *et al*., 1986
[38] Papaioannou and Papazachos, 2000
[39] Shaw *et al.*, 2008
[40] Beisel *et al.*, 2009
[41] Koravos *et al.*, 2003
[42] Salamon *et al.*, 2007
[43] (M_0=μ x RA x D; Lmax = 150km)
calf calculated from
cf copied from
m modified
mf modified from
sf scaled from

APPENDIX G: EARTHQUAKE SOURCE PARAMETERS ASSIGNED AT EACH ANALYSIS BIN IN 40-100 KM DEPTH

This Appendix provides a table of earthquake source parameters assigned at each intermediate depth analysis bin (40-100 km depth layer) derived from the analysis of the Moment Tensor Database (MTD) presented in Appendix C, followed by the interpretation of polar plots of strike/dip/rake values at each analysis bin as presented in Appendix E.

Table G.1. Earthquake source parameters assigned at each analysis bin in 40-100 km depth (pages 404-405).

Table G.1. Earthquake source parameters assigned at each analysis bin in 40-100 km depth.

Grid reference	Grid Center Coordinates		strike (°)	dip (°)	rake (°)	depth (km)	Mw (max)	L (km)	W (km)	D (m)	References		
	LAT	LON									s/d/r/depth	L/W/D	Mw (max)
44753725100	44,75	37,25	70	35	100	45	6,5	23	14	0,7	mf [26]	[34]	hypothetical
44253825100	44,25	38,25	290	20	90	50	6,5	23	14	0,7	mf [4]	[34]	hypothetical
37252275100	37,25	22,75	60	55	80	45	6,5	23	14	0,7	mf [5]	[34]	hypothetical
37252375100	37,25	23,75	310	75	305	50	6,5	23	14	0,7	mf [5]	[34]	hypothetical
37252425100	37,25	24,25	330	35	60	45	6,5	23	14	0,7	mf [25]	[34]	hypothetical
36752225100	36,75	22,25	315	35	90	45	8,5	130	85	17,5	mf [13]	all [13]	[39]
36752275100	36,75	22,75	220	45	20	70	7,5	90	35	2,1	mf [27]	[34]	[38]
36752425100	36,75	24,25	170	85	345	85	7	45	22	1,2	mf [1]	[34]	[38]
36752575100	36,75	25,75	40	25	245	45	7,8	150	52	2,5	m from[28]	L hypothetical; W [43]	[28]
36752675100	36,75	26,75	80	80	140	80	6,5	23	14	0,7	mf [5]	[34]	hypothetical
36752725100	36,75	27,25	80	80	140	80	7	45	22	1,2	cf 36752675100	[34]	[38]
36752775100	36,75	27,75	85	85	20	65	7,5	90	35	2,1	mf [1]	[34]	[38]
36752825100	36,75	28,25	90	60	90	70	7,5	90	35	2,1	mf [29]	[34]	[38]
36752875100	36,75	28,75	270	30	90	50	6,5	23	14	0,7	mf [4]	[34]	[4]
36753075100	36,75	30,75	180	30	15	70	6,5	23	14	0,7	mf [23]	[34]	hypothetical
36753125100	36,75	31,25	45	85	115	95	6,5	23	14	0,7	mf [5]	[34]	hypothetical
36753175100	36,75	31,75	90	75	195	85	6,5	23	14	0,7	mf [5]	[34]	hypothetical
36252225100	36,25	22,25	315	35	90	45	8,5	130	85	17,5	mf [13]	all [13]	[39]
36252275100	36,25	22,75	315	35	90	45	8,5	130	85	17,5	mf [13]	all [13]	[39]
36252325100	36,25	23,25	195	40	55	60	7,5	90	35	2,1	mf [27]	[34]	[38]
36252375100	36,25	23,75	350	85	15	100	6,5	23	14	0,7	cf 36252425100	[34]	hypothetical
36252425100	36,25	24,25	350	85	15	100	6,5	23	14	0,7	mf [5]	[34]	hypothetical
36252625100	36,25	26,25	355	15	110	95	7	45	22	1,2	mf [5]	[34]	[38]
36252675100	36,25	26,75	350	35	165	75	7,5	90	35	2,1	cf 36252725100	[34]	[38]
36252725100	36,25	27,25	350	35	165	75	7,5	90	35	2,1	mf [4]	[34]	[38]
36252775100	36,25	27,75	340	60	160	65	7,5	90	35	2,1	mf [1]	[34]	[38]
36252825100	36,25	28,25	205	65	65	70	7,5	90	35	2,1	mf [30]	[34]	[38]
36252875100	36,25	28,75	210	85	325	50	7	45	22	1,2	mf [4]	[34]	[4]
36252925100	36,25	29,25	265	20	90	50	6,5	23	14	0,7	cf 35252925100	[34]	hypothetical
36253075100	36,25	30,75	100	35	295	60	6,5	23	14	0,7	mf [5]	[34]	hypothetical
36253125100	36,25	31,25	130	65	155	65	6,5	23	14	0,7	mf [23]	[34]	hypothetical
36253175100	36,25	31,75	320	40	100	45	6,5	11	30	0,4	cf 3625317540; d m	W mf [6]	hypothetical
35752225100	35,75	22,25	315	35	90	45	8,5	130	85	17,5	mf [13]	all [13]	[39]
35752275100	35,75	22,75	315	35	90	45	8,5	130	85	17,5	mf [13]	all [13]	[39]
35752325100	35,75	23,25	315	35	90	45	8,5	130	85	17,5	mf [13]	all [13]	[39]
35752375100	35,75	23,75	315	35	90	45	8,5	130	85	17,5	mf [13]	all [13]	[39]
35752425100	35,75	24,25	65	75	165	75	6,7	30	17	0,8	cf 35752475100	[34]	[31]
35752475100	35,75	24,75	65	75	165	75	6,7	30	17	0,8	mf [31]	[34]	[31]
35752525100	35,75	25,25	270	70	110	80	7,8	135	47	3	mf [19]	[34]	[38]
35752575100	35,75	25,75	175	65	70	55	6,5	23	14	0,7	mf [1]	[34]	hypothetical
35752625100	35,75	26,25	275	65	270	70	7,8	135	47	3	mf [1]	[34]	[38]
35752675100	35,75	26,75	100	60	115	60	7,5	90	35	2,1	mf [14]	[34]	[38]
35752725100	35,75	27,25	100	60	115	60	7,5	90	35	2,1	mf [14]	[34]	[38]
35752775100	35,75	27,75	100	60	115	60	7,5	90	35	2,1	mf [14]	[34]	[38]
35752825100	35,75	28,25	205	65	65	70	6,5	23	14	0,7	mf [30]	[34]	hypothetical
35752875100	35,75	28,75	265	20	90	50	8,4	190	90	9	mf [16]	L and W mf [16]; D [43]	[16]
35752925100	35,75	29,25	265	20	90	50	8,4	190	90	9	mf [16]	L and W mf [16]; D [43]	[16]
35752975100	35,75	29,75	165	75	310	45	6,5	23	14	0,7	mf [5]	[34]	hypothetical
35753075100	35,75	30,75	240	75	260	50	6,5	23	14	0,7	mf [5]	[34]	hypothetical
35753125100	35,75	31,25	235	65	30	60	6,5	23	14	0,7	mf [5]	[34]	hypothetical
35753175100	35,75	31,75	115	75	285	85	6,5	23	14	0,7	mf [5]	[34]	hypothetical
35753225100	35,75	32,25	290	75	290	75	6,5	23	14	0,7	mf [5]	[34]	hypothetical
35252225100	35,25	22,25	260	80	15	80	6,5	23	14	0,7	mf [8]	[34]	hypothetical
35252275100	35,25	22,75	315	35	90	45	8,5	130	85	17,5	cf 35252325100	cf 35252325100	[39]

Table G.1. Earthquake source parameters assigned at each analysis bin in 40-100 km depth.

35252325100	35,25	23,25	315	35	90	45	8,5	130	85	17,5	mf [13]	all [13]	[39]
35252375100	35,25	23,75	315	35	90	45	8,5	130	85	17,5	mf [13]	all [13]	[39]
35252425100	35,25	24,25	315	35	90	45	8,5	130	85	17,5	mf [13]	all [13]	[39]
35252475100	35,25	24,75	75	70	150	80	7,8	135	47	3	mf [5]	[34]	[38]
35252525100	35,25	25,25	45	50	140	65	7,8	135	47	3	mf [24]	[34]	[38]
35252575100	35,25	25,75	345	35	100	50	7,8	135	47	3	mf [1]	[34]	[38]
35252625100	35,25	26,25	210	75	130	70	7,8	135	47	3	mf [24]	[34]	[38]
35252675100	35,25	26,75	105	70	195	50	7,5	90	35	2,1	mf [8]	[34]	[38]
35252725100	35,25	27,25	50	85	265	40	6,5	23	14	0,7	mf [5]	[34]	hypothetical
35252775100	35,25	27,75	350	70	130	85	6,5	23	14	0,7	mf [5]	[34]	hypothetical
35252825100	35,25	28,25	265	20	90	50	8,4	190	90	9	mf [16]	L and W mf [16]; D [43]	[16]
35252925100	35,25	29,25	265	20	90	50	8,4	190	90	9	mf [16]	L and W mf [16]; D [43]	[16]
35253125100	35,25	31,25	130	60	90	55	6,5	23	14	0,7	mf [1]	[34]	hypothetical
35253275100	35,25	32,75	30	70	205	65	6,5	23	14	0,7	mf [5]	[34]	hypothetical
35253325100	35,25	33,25	145	80	335	70	6,5	23	14	0,7	mf [5]	[34]	hypothetical
34752275100	34,75	22,75	50	75	195	65	6,5	23	14	0,7	mf [5]	[34]	hypothetical
34752325100	34,75	23,25	295	35	70	55	6,5	23	14	0,7	mf [1]	[34]	hypothetical
34752375100	34,75	23,75	310	30	70	40	6,5	23	14	0,7	mf [20]	[34]	hypothetical
34752425100	34,75	24,25	315	35	90	45	8,5	130	85	17,5	mf [13]	all [13]	[39]
34752475100	34,75	24,75	315	35	90	45	8,5	130	85	17,5	mf [13]	all [13]	[39]
34752525100	34,75	25,25	260	20	70	45	6,5	23	14	0,7	mf [1]	[34]	hypothetical
34752575100	34,75	25,75	40	60	320	45	6,5	23	14	0,7	mf [32]	[34]	hypothetical
34752625100	34,75	26,25	225	20	35	60	6,5	23	14	0,7	mf [23]	[34]	hypothetical
34752675100	34,75	26,75	135	75	15	60	6,5	23	14	0,7	mf [23]	[34]	hypothetical
34752725100	34,75	27,25	255	75	345	70	6,5	23	14	0,7	mf [8]	[34]	hypothetical
34753225100	34,75	32,25	55	70	165	75	6,5	23	14	0,7	mf [33]	[34]	hypothetical
34252325100	34,25	23,25	170	75	150	45	6,5	23	14	0,7	mf [1]	[34]	hypothetical
34252375100	34,25	23,75	245	70	335	45	6,5	23	14	0,7	mf [5]	[34]	hypothetical
34252425100	34,25	24,25	250	20	65	45	6,5	23	14	0,7	mf [4]	[34]	hypothetical
34252475100	34,25	24,75	130	85	345	45	6,5	23	14	0,7	mf [30]	[34]	hypothetical
34252525100	34,25	25,25	250	25	60	45	6,5	23	14	0,7	mf [27]	[34]	hypothetical
34252575100	34,25	25,75	250	25	60	45	6,5	23	14	0,7	cf 34252525100	[34]	hypothetical
34252625100	34,25	26,25	120	60	105	45	6,5	23	14	0,7	mf [1]	[34]	hypothetical
34252675100	34,25	26,75	40	80	165	45	6,5	23	14	0,7	mf [5]	[34]	hypothetical
34253225100	34,25	32,25	120	85	345	45	6,8	34	18	0,9	mf [33]	[34]	[33]
34253325100	34,25	33,25	115	60	70	45	6,5	23	14	0,7	mf [1]	[34]	hypothetical
33752625100	33,75	26,25	305	35	115	40	6,5	23	14	0,7	mf [1]	[34]	hypothetical
33753275100	33,75	32,75	95	75	345	45	6,5	23	14	0,7	mf [1]	[34]	hypothetical

Table G.1. Index for the Earthquake Source Parameters Database.

[1] ISC MT Catalogue
[2] Radulian *et al*., 2002 (TRANSFER)
[3] Necmioğlu - PhD Thesis, 2014
[4] EMMA MT Catalogue
[5] Kalafat MT Catalogue
[6] Basili *et al.*, 2013 (SHARE)
[7] Constantinescu *et al.*, 1966 (TRANSFER)
[8] INGV RCMT Catalogue (TRANSFER)
[9] Dineva *et al.*, 1993 (TRANSFER)
[10] Sorensen *et al.*, 2012
[11] Moratto *et al*., 2007
[12] Caputo *et al.*, 2012 (SHARE)
[13] Lorito *et al*., 2008
[14] Ebeling *et al*., 2012
[15] Mitsakaki *et al*., 2013
[16] Mitsoudis *et al.*, 2012
[17] Salamon *et al.*, 2003
[18] Tinti *et al.*, 2005
[19] Udias *et al.*, 1989 (TRANSFER)
[20] ETHZ MT Catalogue (TRANSFER)
[21] Yolsal *et al.*, 2007
[22] Papazachos, 1996
[23] Dziewonski *et al.*, 1981 (TRANSFER)
[24] Taymaz *et al.*, 1990
[25] Bernardi *et al*., 2004 (TRANSFER)
[26] Eva *et al.*, 1988 (TRANSFER)
[27] Shaw and Jackson, 2010
[28] Okal *et al.*, 2009
[29] McKenzie, 1978
[30] Jost *et al*., 2002
[31] Parke, 2001 (TRANSFER)
[32] Bohnhoff *et al.*, 2005
[33] Pilidou *et al.*, 2004
[34] Leonard, 2010
[35] Kanamori, 1977
[36] Compiled Historical Catalogue in this study
[37] Alptekin *et al*., 1986
[38] Papaioannou and Papazachos, 2000
[39] Shaw *et al.*, 2008
[40] Beisel *et al.*, 2009
[41] Koravos *et al*., 2003
[42] Salamon *et al.*, 2007
[43] (M_0=μ x RA x D; Lmax = 150km)
calf calculated from
cf copied from
m modified
mf modified from
sf scaled from

APPENDIX H: EARTHQUAKE SOURCE PARAMETERS FOR EACH SCENARIO AT EACH ANALYSIS BIN IN 0-40 KM DEPTH

In this Appendix, earthquake source parameters for each shallow depth (0-40 km) analysis bin in the study area for the Mw range of 6.5 – Mw_{max} defined for that analysis bin is presented. These source parameters are used in the tsunami modeling to create a corresponding tsunami scenario. Please refer to Chapter 5 for further details.

Table H.1. Earthquake source parameters for each scenario at each analysis bin in 0-40 km depth (pages 408-432).

Table H.1. Earthquake source parameters for each scenario at each analysis bin in 0-40 km depth.

Grid reference	Grid Center Coordinates		strike (°)	dip (°)	rake (°)	depth (km)	Mw	L (km)	W (km)	D (m)	References		
	LAT	LON									s/d/r/depth	L/W/D	Mw
3675222540	36,75	22,25	315	35	90	29,4	8,5	130,0	85,0	17,5	mf [13]	all from [13]	[39]
3675222540	36,75	22,25	315	35	90	27,3	8,4	119,2	77,7	16,7	mf [13]	L and D sf max/min L/W, D calf [43]	[3]
3675222540	36,75	22,25	315	35	90	25,4	8,3	109,3	71,0	14,1	mf [13]	L and D sf max/min L/W, D calf [43]	[3]
3675222540	36,75	22,25	315	35	90	23,6	8,2	100,3	64,9	11,9	mf [13]	L and D sf max/min L/W, D calf [43]	[3]
3675222540	36,75	22,25	315	35	90	22,0	8,1	91,9	59,3	10,0	mf [13]	L and D sf max/min L/W, D calf [43]	[3]
3675222540	36,75	22,25	315	35	90	20,5	8,0	84,3	54,1	8,5	mf [13]	L and D sf max/min L/W, D calf [43]	[3]
3675222540	36,75	22,25	315	35	90	19,2	7,9	77,3	49,5	7,2	mf [13]	L and D sf max/min L/W, D calf [43]	[3]
3675222540	36,75	22,25	315	35	90	18,0	7,8	70,9	45,2	6,1	mf [13]	L and D sf max/min L/W, D calf [43]	[3]
3675222540	36,75	22,25	315	35	90	16,8	7,7	65,0	41,3	5,1	mf [13]	L and D sf max/min L/W, D calf [43]	[3]
3675222540	36,75	22,25	315	35	90	15,8	7,6	59,6	37,8	4,3	mf [13]	L and D sf max/min L/W, D calf [43]	[3]
3675222540	36,75	22,25	315	35	90	14,9	7,5	54,7	34,5	3,7	mf [13]	L and D sf max/min L/W, D calf [43]	[3]
3675222540	36,75	22,25	315	35	90	14,0	7,4	50,1	31,5	3,1	mf [13]	L and D sf max/min L/W, D calf [43]	[3]
3675222540	36,75	22,25	315	35	90	13,3	7,3	46,0	28,8	2,6	mf [13]	L and D sf max/min L/W, D calf [43]	[3]
3675222540	36,75	22,25	315	35	90	12,5	7,2	42,2	26,3	2,2	mf [13]	L and D sf max/min L/W, D calf [43]	[3]
3675222540	36,75	22,25	315	35	90	11,9	7,1	38,7	24,1	1,9	mf [13]	L and D sf max/min L/W, D calf [43]	[3]
3675222540	36,75	22,25	315	35	90	11,3	7,0	35,5	22,0	1,6	mf [13]	L and D sf max/min L/W, D calf [43]	[3]
3675222540	36,75	22,25	315	35	90	10,8	6,9	32,5	20,1	1,3	mf [13]	L and D sf max/min L/W, D calf [43]	[3]
3675222540	36,75	22,25	315	35	90	10,3	6,8	29,8	18,3	1,1	mf [13]	L and D sf max/min L/W, D calf [43]	[3]
3675222540	36,75	22,25	315	35	90	9,8	6,7	27,3	16,8	0,9	mf [13]	L and D sf max/min L/W, D calf [43]	[3]
3675222540	36,75	22,25	315	35	90	9,4	6,6	25,1	15,3	0,8	mf [13]	L and D sf max/min L/W, D calf [43]	[3]
3675222540	36,75	22,25	315	35	90	9,0	6,5	23,0	14,0	0,7	mf [13]	[34]	[3]
3625222540	36,25	22,25	315	35	90	29,4	8,5	130,0	85,0	17,5	mf [13]	all from [13]	[39]
3625222540	36,25	22,25	315	35	90	27,3	8,4	119,2	77,7	16,7	mf [13]	L and D sf max/min L/W, D calf [43]	[3]
3625222540	36,25	22,25	315	35	90	25,4	8,3	109,3	71,0	14,1	mf [13]	L and D sf max/min L/W, D calf [43]	[3]
3625222540	36,25	22,25	315	35	90	23,6	8,2	100,3	64,9	11,9	mf [13]	L and D sf max/min L/W, D calf [43]	[3]
3625222540	36,25	22,25	315	35	90	22,0	8,1	91,9	59,3	10,0	mf [13]	L and D sf max/min L/W, D calf [43]	[3]
3625222540	36,25	22,25	315	35	90	20,5	8,0	84,3	54,1	8,5	mf [13]	L and D sf max/min L/W, D calf [43]	[3]
3625222540	36,25	22,25	315	35	90	19,2	7,9	77,3	49,5	7,2	mf [13]	L and D sf max/min L/W, D calf [43]	[3]
3625222540	36,25	22,25	315	35	90	18,0	7,8	70,9	45,2	6,1	mf [13]	L and D sf max/min L/W, D calf [43]	[3]
3625222540	36,25	22,25	315	35	90	16,8	7,7	65,0	41,3	5,1	mf [13]	L and D sf max/min L/W, D calf [43]	[3]
3625222540	36,25	22,25	315	35	90	15,8	7,6	59,6	37,8	4,3	mf [13]	L and D sf max/min L/W, D calf [43]	[3]
3625222540	36,25	22,25	315	35	90	14,9	7,5	54,7	34,5	3,7	mf [13]	L and D sf max/min L/W, D calf [43]	[3]
3625222540	36,25	22,25	315	35	90	14,0	7,4	50,1	31,5	3,1	mf [13]	L and D sf max/min L/W, D calf [43]	[3]
3625222540	36,25	22,25	315	35	90	13,3	7,3	46,0	28,8	2,6	mf [13]	L and D sf max/min L/W, D calf [43]	[3]
3625222540	36,25	22,25	315	35	90	12,5	7,2	42,2	26,3	2,2	mf [13]	L and D sf max/min L/W, D calf [43]	[3]
3625222540	36,25	22,25	315	35	90	11,9	7,1	38,7	24,1	1,9	mf [13]	L and D sf max/min L/W, D calf [43]	[3]
3625222540	36,25	22,25	315	35	90	11,3	7,0	35,5	22,0	1,6	mf [13]	L and D sf max/min L/W, D calf [43]	[3]
3625222540	36,25	22,25	315	35	90	10,8	6,9	32,5	20,1	1,3	mf [13]	L and D sf max/min L/W, D calf [43]	[3]
3625222540	36,25	22,25	315	35	90	10,3	6,8	29,8	18,3	1,1	mf [13]	L and D sf max/min L/W, D calf [43]	[3]
3625222540	36,25	22,25	315	35	90	9,8	6,7	27,3	16,8	0,9	mf [13]	L and D sf max/min L/W, D calf [43]	[3]
3625222540	36,25	22,25	315	35	90	9,4	6,6	25,1	15,3	0,8	mf [13]	L and D sf max/min L/W, D calf [43]	[3]
3625222540	36,25	22,25	315	35	90	9,0	6,5	23,0	14,0	0,7	mf [13]	[34]	[39]
3625227540	36,25	22,75	315	35	90	29,4	8,5	130,0	85,0	17,5	mf [13]	all from [13]	[39]
3625227540	36,25	22,75	315	35	90	27,3	8,4	119,2	77,7	16,7	mf [13]	L and D sf max/min L/W, D calf [43]	[3]
3625227540	36,25	22,75	315	35	90	25,4	8,3	109,3	71,0	14,1	mf [13]	L and D sf max/min L/W, D calf [43]	[3]
3625227540	36,25	22,75	315	35	90	23,6	8,2	100,3	64,9	11,9	mf [13]	L and D sf max/min L/W, D calf [43]	[3]
3625227540	36,25	22,75	315	35	90	22,0	8,1	91,9	59,3	10,0	mf [13]	L and D sf max/min L/W, D calf [43]	[3]
3625227540	36,25	22,75	315	35	90	20,5	8,0	84,3	54,1	8,5	mf [13]	L and D sf max/min L/W, D calf [43]	[3]
3625227540	36,25	22,75	315	35	90	19,2	7,9	77,3	49,5	7,2	mf [13]	L and D sf max/min L/W, D calf [43]	[3]
3625227540	36,25	22,75	315	35	90	18,0	7,8	70,9	45,2	6,1	mf [13]	L and D sf max/min L/W, D calf [43]	[3]
3625227540	36,25	22,75	315	35	90	16,8	7,7	65,0	41,3	5,1	mf [13]	L and D sf max/min L/W, D calf [43]	[3]
3625227540	36,25	22,75	315	35	90	15,8	7,6	59,6	37,8	4,3	mf [13]	L and D sf max/min L/W, D calf [43]	[3]
3625227540	36,25	22,75	315	35	90	14,9	7,5	54,7	34,5	3,7	mf [13]	L and D sf max/min L/W, D calf [43]	[3]
3625227540	36,25	22,75	315	35	90	14,0	7,4	50,1	31,5	3,1	mf [13]	L and D sf max/min L/W, D calf [43]	[3]
3625227540	36,25	22,75	315	35	90	13,3	7,3	46,0	28,8	2,6	mf [13]	L and D sf max/min L/W, D calf [43]	[3]
3625227540	36,25	22,75	315	35	90	12,5	7,2	42,2	26,3	2,2	mf [13]	L and D sf max/min L/W, D calf [43]	[3]
3625227540	36,25	22,75	315	35	90	11,9	7,1	38,7	24,1	1,9	mf [13]	L and D sf max/min L/W, D calf [43]	[3]
3625227540	36,25	22,75	315	35	90	11,3	7,0	35,5	22,0	1,6	mf [13]	L and D sf max/min L/W, D calf [43]	[3]
3625227540	36,25	22,75	315	35	90	10,8	6,9	32,5	20,1	1,3	mf [13]	L and D sf max/min L/W, D calf [43]	[3]
3625227540	36,25	22,75	315	35	90	10,3	6,8	29,8	18,3	1,1	mf [13]	L and D sf max/min L/W, D calf [43]	[3]
3625227540	36,25	22,75	315	35	90	9,8	6,7	27,3	16,8	0,9	mf [13]	L and D sf max/min L/W, D calf [43]	[3]
3625227540	36,25	22,75	315	35	90	9,4	6,6	25,1	15,3	0,8	mf [13]	L and D sf max/min L/W, D calf [43]	[3]
3625227540	36,25	22,75	315	35	90	9,0	6,5	23,0	14,0	0,7	mf [13]	[34]	[3]
3575222540	35,75	22,25	315	35	90	29,4	8,5	130,0	85,0	17,5	mf [13]	all from [13]	[39]
3575222540	35,75	22,25	315	35	90	27,3	8,4	119,2	77,7	16,7	mf [13]	L and D sf max/min L/W, D calf [43]	[3]
3575222540	35,75	22,25	315	35	90	25,4	8,3	109,3	71,0	14,1	mf [13]	L and D sf max/min L/W, D calf [43]	[3]
3575222540	35,75	22,25	315	35	90	23,6	8,2	100,3	64,9	11,9	mf [13]	L and D sf max/min L/W, D calf [43]	[3]
3575222540	35,75	22,25	315	35	90	22,0	8,1	91,9	59,3	10,0	mf [13]	L and D sf max/min L/W, D calf [43]	[3]
3575222540	35,75	22,25	315	35	90	20,5	8,0	84,3	54,1	8,5	mf [13]	L and D sf max/min L/W, D calf [43]	[3]
3575222540	35,75	22,25	315	35	90	19,2	7,9	77,3	49,5	7,2	mf [13]	L and D sf max/min L/W, D calf [43]	[3]
3575222540	35,75	22,25	315	35	90	18,0	7,8	70,9	45,2	6,1	mf [13]	L and D sf max/min L/W, D calf [43]	[3]
3575222540	35,75	22,25	315	35	90	16,8	7,7	65,0	41,3	5,1	mf [13]	L and D sf max/min L/W, D calf [43]	[3]

Table H.1. Earthquake source parameters for each scenario at each analysis bin in 0-40 km depth.

Grid reference	Grid Center Coordinates		strike (°)	dip (°)	rake (°)	depth (km)	Mw	L (km)	W (km)	D (m)	References		
	LAT	LON									s/d/r/depth	L/W/D	Mw
3575222540	35,75	22,25	315	35	90	15,8	7,6	59,6	37,8	4,3	mf [13]	L and D sf max/min L/W, D calf [43]	[3]
3575222540	35,75	22,25	315	35	90	14,9	7,5	54,7	34,5	3,7	mf [13]	L and D sf max/min L/W, D calf [43]	[3]
3575222540	35,75	22,25	315	35	90	14,0	7,4	50,1	31,5	3,1	mf [13]	L and D sf max/min L/W, D calf [43]	[3]
3575222540	35,75	22,25	315	35	90	13,3	7,3	46,0	28,8	2,6	mf [13]	L and D sf max/min L/W, D calf [43]	[3]
3575222540	35,75	22,25	315	35	90	12,5	7,2	42,2	26,3	2,2	mf [13]	L and D sf max/min L/W, D calf [43]	[3]
3575222540	35,75	22,25	315	35	90	11,9	7,1	38,7	24,1	1,9	mf [13]	L and D sf max/min L/W, D calf [43]	[3]
3575222540	35,75	22,25	315	35	90	11,3	7,0	35,5	22,0	1,6	mf [13]	L and D sf max/min L/W, D calf [43]	[3]
3575222540	35,75	22,25	315	35	90	10,8	6,9	32,5	20,1	1,3	mf [13]	L and D sf max/min L/W, D calf [43]	[3]
3575222540	35,75	22,25	315	35	90	10,3	6,8	29,8	18,3	1,1	mf [13]	L and D sf max/min L/W, D calf [43]	[3]
3575222540	35,75	22,25	315	35	90	9,8	6,7	27,3	16,8	0,9	mf [13]	L and D sf max/min L/W, D calf [43]	[3]
3575222540	35,75	22,25	315	35	90	9,4	6,6	25,1	15,3	0,8	mf [13]	L and D sf max/min L/W, D calf [43]	[3]
3575222540	35,75	22,25	315	35	90	9,0	6,5	23,0	14,0	0,7	mf [13]	[34]	[3]
3575227540	35,75	22,75	315	35	90	29,4	8,5	130,0	85,0	17,5	mf [13]	all from [13]	[39]
3575227540	35,75	22,75	315	35	90	27,3	8,4	119,2	77,7	16,7	mf [13]	L and D sf max/min L/W, D calf [43]	[3]
3575227540	35,75	22,75	315	35	90	25,4	8,3	109,3	71,0	14,1	mf [13]	L and D sf max/min L/W, D calf [43]	[3]
3575227540	35,75	22,75	315	35	90	23,6	8,2	100,3	64,9	11,9	mf [13]	L and D sf max/min L/W, D calf [43]	[3]
3575227540	35,75	22,75	315	35	90	22,0	8,1	91,9	59,3	10,0	mf [13]	L and D sf max/min L/W, D calf [43]	[3]
3575227540	35,75	22,75	315	35	90	20,5	8,0	84,3	54,1	8,5	mf [13]	L and D sf max/min L/W, D calf [43]	[3]
3575227540	35,75	22,75	315	35	90	19,2	7,9	77,3	49,5	7,2	mf [13]	L and D sf max/min L/W, D calf [43]	[3]
3575227540	35,75	22,75	315	35	90	18,0	7,8	70,9	45,2	6,1	mf [13]	L and D sf max/min L/W, D calf [43]	[3]
3575227540	35,75	22,75	315	35	90	16,8	7,7	65,0	41,3	5,1	mf [13]	L and D sf max/min L/W, D calf [43]	[3]
3575227540	35,75	22,75	315	35	90	15,8	7,6	59,6	37,8	4,3	mf [13]	L and D sf max/min L/W, D calf [43]	[3]
3575227540	35,75	22,75	315	35	90	14,9	7,5	54,7	34,5	3,7	mf [13]	L and D sf max/min L/W, D calf [43]	[3]
3575227540	35,75	22,75	315	35	90	14,0	7,4	50,1	31,5	3,1	mf [13]	L and D sf max/min L/W, D calf [43]	[3]
3575227540	35,75	22,75	315	35	90	13,3	7,3	46,0	28,8	2,6	mf [13]	L and D sf max/min L/W, D calf [43]	[3]
3575227540	35,75	22,75	315	35	90	12,5	7,2	42,2	26,3	2,2	mf [13]	L and D sf max/min L/W, D calf [43]	[3]
3575227540	35,75	22,75	315	35	90	11,9	7,1	38,7	24,1	1,9	mf [13]	L and D sf max/min L/W, D calf [43]	[3]
3575227540	35,75	22,75	315	35	90	11,3	7,0	35,5	22,0	1,6	mf [13]	L and D sf max/min L/W, D calf [43]	[3]
3575227540	35,75	22,75	315	35	90	10,8	6,9	32,5	20,1	1,3	mf [13]	L and D sf max/min L/W, D calf [43]	[3]
3575227540	35,75	22,75	315	35	90	10,3	6,8	29,8	18,3	1,1	mf [13]	L and D sf max/min L/W, D calf [43]	[3]
3575227540	35,75	22,75	315	35	90	9,8	6,7	27,3	16,8	0,9	mf [13]	L and D sf max/min L/W, D calf [43]	[3]
3575227540	35,75	22,75	315	35	90	9,4	6,6	25,1	15,3	0,8	mf [13]	L and D sf max/min L/W, D calf [43]	[3]
3575227540	35,75	22,75	315	35	90	9,0	6,5	23,0	14,0	0,7	mf [13]	[34]	[3]
3525232540	35,25	23,25	315	35	90	29,4	8,5	130,0	85,0	17,5	mf [13]	all from [13]	[39]
3525232540	35,25	23,25	315	35	90	27,3	8,4	119,2	77,7	16,7	mf [13]	L and D sf max/min L/W, D calf [43]	[3]
3525232540	35,25	23,25	315	35	90	25,4	8,3	109,3	71,0	14,1	mf [13]	L and D sf max/min L/W, D calf [43]	[3]
3525232540	35,25	23,25	315	35	90	23,6	8,2	100,3	64,9	11,9	mf [13]	L and D sf max/min L/W, D calf [43]	[3]
3525232540	35,25	23,25	315	35	90	22,0	8,1	91,9	59,3	10,0	mf [13]	L and D sf max/min L/W, D calf [43]	[3]
3525232540	35,25	23,25	315	35	90	20,5	8,0	84,3	54,1	8,5	mf [13]	L and D sf max/min L/W, D calf [43]	[3]
3525232540	35,25	23,25	315	35	90	19,2	7,9	77,3	49,5	7,2	mf [13]	L and D sf max/min L/W, D calf [43]	[3]
3525232540	35,25	23,25	315	35	90	18,0	7,8	70,9	45,2	6,1	mf [13]	L and D sf max/min L/W, D calf [43]	[3]
3525232540	35,25	23,25	315	35	90	16,8	7,7	65,0	41,3	5,1	mf [13]	L and D sf max/min L/W, D calf [43]	[3]
3525232540	35,25	23,25	315	35	90	15,8	7,6	59,6	37,8	4,3	mf [13]	L and D sf max/min L/W, D calf [43]	[3]
3525232540	35,25	23,25	315	35	90	14,9	7,5	54,7	34,5	3,7	mf [13]	L and D sf max/min L/W, D calf [43]	[3]
3525232540	35,25	23,25	315	35	90	14,0	7,4	50,1	31,5	3,1	mf [13]	L and D sf max/min L/W, D calf [43]	[3]
3525232540	35,25	23,25	315	35	90	13,3	7,3	46,0	28,8	2,6	mf [13]	L and D sf max/min L/W, D calf [43]	[3]
3525232540	35,25	23,25	315	35	90	12,5	7,2	42,2	26,3	2,2	mf [13]	L and D sf max/min L/W, D calf [43]	[3]
3525232540	35,25	23,25	315	35	90	11,9	7,1	38,7	24,1	1,9	mf [13]	L and D sf max/min L/W, D calf [43]	[3]
3525232540	35,25	23,25	315	35	90	11,3	7,0	35,5	22,0	1,6	mf [13]	L and D sf max/min L/W, D calf [43]	[3]
3525232540	35,25	23,25	315	35	90	10,8	6,9	32,5	20,1	1,3	mf [13]	L and D sf max/min L/W, D calf [43]	[3]
3525232540	35,25	23,25	315	35	90	10,3	6,8	29,8	18,3	1,1	mf [13]	L and D sf max/min L/W, D calf [43]	[3]
3525232540	35,25	23,25	315	35	90	9,8	6,7	27,3	16,8	0,9	mf [13]	L and D sf max/min L/W, D calf [43]	[3]
3525232540	35,25	23,25	315	35	90	9,4	6,6	25,1	15,3	0,8	mf [13]	L and D sf max/min L/W, D calf [43]	[3]
3525232540	35,25	23,25	315	35	90	9,0	6,5	23,0	14,0	0,7	mf [13]	[34]	[3]
3525237540	35,25	23,75	315	35	90	29,4	8,5	130,0	85,0	17,5	mf [13]	all from [13]	[39]
3525237540	35,25	23,75	315	35	90	27,3	8,4	119,2	77,7	16,7	mf [13]	L and D sf max/min L/W, D calf [43]	[3]
3525237540	35,25	23,75	315	35	90	25,4	8,3	109,3	71,0	14,1	mf [13]	L and D sf max/min L/W, D calf [43]	[3]
3525237540	35,25	23,75	315	35	90	23,6	8,2	100,3	64,9	11,9	mf [13]	L and D sf max/min L/W, D calf [43]	[3]
3525237540	35,25	23,75	315	35	90	22,0	8,1	91,9	59,3	10,0	mf [13]	L and D sf max/min L/W, D calf [43]	[3]
3525237540	35,25	23,75	315	35	90	20,5	8,0	84,3	54,1	8,5	mf [13]	L and D sf max/min L/W, D calf [43]	[3]
3525237540	35,25	23,75	315	35	90	19,2	7,9	77,3	49,5	7,2	mf [13]	L and D sf max/min L/W, D calf [43]	[3]
3525237540	35,25	23,75	315	35	90	18,0	7,8	70,9	45,2	6,1	mf [13]	L and D sf max/min L/W, D calf [43]	[3]
3525237540	35,25	23,75	315	35	90	16,8	7,7	65,0	41,3	5,1	mf [13]	L and D sf max/min L/W, D calf [43]	[3]
3525237540	35,25	23,75	315	35	90	15,8	7,6	59,6	37,8	4,3	mf [13]	L and D sf max/min L/W, D calf [43]	[3]
3525237540	35,25	23,75	315	35	90	14,9	7,5	54,7	34,5	3,7	mf [13]	L and D sf max/min L/W, D calf [43]	[3]
3525237540	35,25	23,75	315	35	90	14,0	7,4	50,1	31,5	3,1	mf [13]	L and D sf max/min L/W, D calf [43]	[3]
3525237540	35,25	23,75	315	35	90	13,3	7,3	46,0	28,8	2,6	mf [13]	L and D sf max/min L/W, D calf [43]	[3]
3525237540	35,25	23,75	315	35	90	12,5	7,2	42,2	26,3	2,2	mf [13]	L and D sf max/min L/W, D calf [43]	[3]
3525237540	35,25	23,75	315	35	90	11,9	7,1	38,7	24,1	1,9	mf [13]	L and D sf max/min L/W, D calf [43]	[3]
3525237540	35,25	23,75	315	35	90	11,3	7,0	35,5	22,0	1,6	mf [13]	L and D sf max/min L/W, D calf [43]	[3]
3525237540	35,25	23,75	315	35	90	10,8	6,9	32,5	20,1	1,3	mf [13]	L and D sf max/min L/W, D calf [43]	[3]
3525237540	35,25	23,75	315	35	90	10,3	6,8	29,8	18,3	1,1	mf [13]	L and D sf max/min L/W, D calf [43]	[3]

Table H.1. Earthquake source parameters for each scenario at each analysis bin in 0-40 km depth.

Grid reference	Grid Center Coordinates		strike (°)	dip (°)	rake (°)	depth (km)	Mw	L (km)	W (km)	D (m)	References		
	LAT	LON									s/d/r/depth	L/W/D	Mw
3525237540	35,25	23,75	315	35	90	9,8	6,7	27,3	16,8	0,9	mf [13]	L and D sf max/min L/W, D calf [43]	[3]
3525237540	35,25	23,75	315	35	90	9,4	6,6	25,1	15,3	0,8	mf [13]	L and D sf max/min L/W, D calf [43]	[3]
3525237540	35,25	23,75	315	35	90	9,0	6,5	23,0	14,0	0,7	mf [13]	[34]	[3]
3525242540	35,25	24,25	315	35	90	29,4	8,5	130,0	85,0	17,5	mf [13]	all from [13]	[39]
3525242540	35,25	24,25	315	35	90	27,3	8,4	119,2	77,7	16,7	mf [13]	L and D sf max/min L/W, D calf [43]	[3]
3525242540	35,25	24,25	315	35	90	25,4	8,3	109,3	71,0	14,1	mf [13]	L and D sf max/min L/W, D calf [43]	[3]
3525242540	35,25	24,25	315	35	90	23,6	8,2	100,3	64,9	11,9	mf [13]	L and D sf max/min L/W, D calf [43]	[3]
3525242540	35,25	24,25	315	35	90	22,0	8,1	91,9	59,3	10,0	mf [13]	L and D sf max/min L/W, D calf [43]	[3]
3525242540	35,25	24,25	315	35	90	20,5	8,0	84,3	54,1	8,5	mf [13]	L and D sf max/min L/W, D calf [43]	[3]
3525242540	35,25	24,25	315	35	90	19,2	7,9	77,3	49,5	7,2	mf [13]	L and D sf max/min L/W, D calf [43]	[3]
3525242540	35,25	24,25	315	35	90	18,0	7,8	70,9	45,2	6,1	mf [13]	L and D sf max/min L/W, D calf [43]	[3]
3525242540	35,25	24,25	315	35	90	16,8	7,7	65,0	41,3	5,1	mf [13]	L and D sf max/min L/W, D calf [43]	[3]
3525242540	35,25	24,25	315	35	90	15,8	7,6	59,6	37,8	4,3	mf [13]	L and D sf max/min L/W, D calf [43]	[3]
3525242540	35,25	24,25	315	35	90	14,9	7,5	54,7	34,5	3,7	mf [13]	L and D sf max/min L/W, D calf [43]	[3]
3525242540	35,25	24,25	315	35	90	14,0	7,4	50,1	31,5	3,1	mf [13]	L and D sf max/min L/W, D calf [43]	[3]
3525242540	35,25	24,25	315	35	90	13,3	7,3	46,0	28,8	2,6	mf [13]	L and D sf max/min L/W, D calf [43]	[3]
3525242540	35,25	24,25	315	35	90	12,5	7,2	42,2	26,3	2,2	mf [13]	L and D sf max/min L/W, D calf [43]	[3]
3525242540	35,25	24,25	315	35	90	11,9	7,1	38,7	24,1	1,9	mf [13]	L and D sf max/min L/W, D calf [43]	[3]
3525242540	35,25	24,25	315	35	90	11,3	7,0	35,5	22,0	1,6	mf [13]	L and D sf max/min L/W, D calf [43]	[3]
3525242540	35,25	24,25	315	35	90	10,8	6,9	32,5	20,1	1,3	mf [13]	L and D sf max/min L/W, D calf [43]	[3]
3525242540	35,25	24,25	315	35	90	10,3	6,8	29,8	18,3	1,1	mf [13]	L and D sf max/min L/W, D calf [43]	[3]
3525242540	35,25	24,25	315	35	90	9,8	6,7	27,3	16,8	0,9	mf [13]	L and D sf max/min L/W, D calf [43]	[3]
3525242540	35,25	24,25	315	35	90	9,4	6,6	25,1	15,3	0,8	mf [13]	L and D sf max/min L/W, D calf [43]	[3]
3525242540	35,25	24,25	315	35	90	9,0	6,5	23,0	14,0	0,7	mf [13]	[34]	[3]
3475242540	34,75	24,25	315	35	90	29,4	8,5	130,0	85,0	17,5	mf [13]	all from [13]	[39]
3475242540	34,75	24,25	315	35	90	27,3	8,4	119,2	77,7	16,7	mf [13]	L and D sf max/min L/W, D calf [43]	[3]
3475242540	34,75	24,25	315	35	90	25,4	8,3	109,3	71,0	14,1	mf [13]	L and D sf max/min L/W, D calf [43]	[3]
3475242540	34,75	24,25	315	35	90	23,6	8,2	100,3	64,9	11,9	mf [13]	L and D sf max/min L/W, D calf [43]	[3]
3475242540	34,75	24,25	315	35	90	22,0	8,1	91,9	59,3	10,0	mf [13]	L and D sf max/min L/W, D calf [43]	[3]
3475242540	34,75	24,25	315	35	90	20,5	8,0	84,3	54,1	8,5	mf [13]	L and D sf max/min L/W, D calf [43]	[3]
3475242540	34,75	24,25	315	35	90	19,2	7,9	77,3	49,5	7,2	mf [13]	L and D sf max/min L/W, D calf [43]	[3]
3475242540	34,75	24,25	315	35	90	18,0	7,8	70,9	45,2	6,1	mf [13]	L and D sf max/min L/W, D calf [43]	[3]
3475242540	34,75	24,25	315	35	90	16,8	7,7	65,0	41,3	5,1	mf [13]	L and D sf max/min L/W, D calf [43]	[3]
3475242540	34,75	24,25	315	35	90	15,8	7,6	59,6	37,8	4,3	mf [13]	L and D sf max/min L/W, D calf [43]	[3]
3475242540	34,75	24,25	315	35	90	14,9	7,5	54,7	34,5	3,7	mf [13]	L and D sf max/min L/W, D calf [43]	[3]
3475242540	34,75	24,25	315	35	90	14,0	7,4	50,1	31,5	3,1	mf [13]	L and D sf max/min L/W, D calf [43]	[3]
3475242540	34,75	24,25	315	35	90	13,3	7,3	46,0	28,8	2,6	mf [13]	L and D sf max/min L/W, D calf [43]	[3]
3475242540	34,75	24,25	315	35	90	12,5	7,2	42,2	26,3	2,2	mf [13]	L and D sf max/min L/W, D calf [43]	[3]
3475242540	34,75	24,25	315	35	90	11,9	7,1	38,7	24,1	1,9	mf [13]	L and D sf max/min L/W, D calf [43]	[3]
3475242540	34,75	24,25	315	35	90	11,3	7,0	35,5	22,0	1,6	mf [13]	L and D sf max/min L/W, D calf [43]	[3]
3475242540	34,75	24,25	315	35	90	10,8	6,9	32,5	20,1	1,3	mf [13]	L and D sf max/min L/W, D calf [43]	[3]
3475242540	34,75	24,25	315	35	90	10,3	6,8	29,8	18,3	1,1	mf [13]	L and D sf max/min L/W, D calf [43]	[3]
3475242540	34,75	24,25	315	35	90	9,8	6,7	27,3	16,8	0,9	mf [13]	L and D sf max/min L/W, D calf [43]	[3]
3475242540	34,75	24,25	315	35	90	9,4	6,6	25,1	15,3	0,8	mf [13]	L and D sf max/min L/W, D calf [43]	[3]
3475242540	34,75	24,25	315	35	90	9,0	6,5	23,0	14,0	0,7	mf [13]	[34]	[3]
3475247540	34,75	24,75	315	35	90	29,4	8,5	130,0	85,0	17,5	mf [13]	all from [13]	[39]
3475247540	34,75	24,75	315	35	90	27,3	8,4	119,2	77,7	16,7	mf [13]	L and D sf max/min L/W, D calf [43]	[3]
3475247540	34,75	24,75	315	35	90	25,4	8,3	109,3	71,0	14,1	mf [13]	L and D sf max/min L/W, D calf [43]	[3]
3475247540	34,75	24,75	315	35	90	23,6	8,2	100,3	64,9	11,9	mf [13]	L and D sf max/min L/W, D calf [43]	[3]
3475247540	34,75	24,75	315	35	90	22,0	8,1	91,9	59,3	10,0	mf [13]	L and D sf max/min L/W, D calf [43]	[3]
3475247540	34,75	24,75	315	35	90	20,5	8,0	84,3	54,1	8,5	mf [13]	L and D sf max/min L/W, D calf [43]	[3]
3475247540	34,75	24,75	315	35	90	19,2	7,9	77,3	49,5	7,2	mf [13]	L and D sf max/min L/W, D calf [43]	[3]
3475247540	34,75	24,75	315	35	90	18,0	7,8	70,9	45,2	6,1	mf [13]	L and D sf max/min L/W, D calf [43]	[3]
3475247540	34,75	24,75	315	35	90	16,8	7,7	65,0	41,3	5,1	mf [13]	L and D sf max/min L/W, D calf [43]	[3]
3475247540	34,75	24,75	315	35	90	15,8	7,6	59,6	37,8	4,3	mf [13]	L and D sf max/min L/W, D calf [43]	[3]
3475247540	34,75	24,75	315	35	90	14,9	7,5	54,7	34,5	3,7	mf [13]	L and D sf max/min L/W, D calf [43]	[3]
3475247540	34,75	24,75	315	35	90	14,0	7,4	50,1	31,5	3,1	mf [13]	L and D sf max/min L/W, D calf [43]	[3]
3475247540	34,75	24,75	315	35	90	13,3	7,3	46,0	28,8	2,6	mf [13]	L and D sf max/min L/W, D calf [43]	[3]
3475247540	34,75	24,75	315	35	90	12,5	7,2	42,2	26,3	2,2	mf [13]	L and D sf max/min L/W, D calf [43]	[3]
3475247540	34,75	24,75	315	35	90	11,9	7,1	38,7	24,1	1,9	mf [13]	L and D sf max/min L/W, D calf [43]	[3]
3475247540	34,75	24,75	315	35	90	11,3	7,0	35,5	22,0	1,6	mf [13]	L and D sf max/min L/W, D calf [43]	[3]
3475247540	34,75	24,75	315	35	90	10,8	6,9	32,5	20,1	1,3	mf [13]	L and D sf max/min L/W, D calf [43]	[3]
3475247540	34,75	24,75	315	35	90	10,3	6,8	29,8	18,3	1,1	mf [13]	L and D sf max/min L/W, D calf [43]	[3]
3475247540	34,75	24,75	315	35	90	9,8	6,7	27,3	16,8	0,9	mf [13]	L and D sf max/min L/W, D calf [43]	[3]
3475247540	34,75	24,75	315	35	90	9,4	6,6	25,1	15,3	0,8	mf [13]	L and D sf max/min L/W, D calf [43]	[3]
3475247540	34,75	24,75	315	35	90	9,0	6,5	23,0	14,0	0,7	mf [13]	[34]	[3]
3575287540	35,75	28,75	265	20	90	20,4	8,4	190,0	90,0	9,0	mf [16]	L and W from mf [16]; D from [35]	[16]
3575287540	35,75	28,75	265	20	90	19,0	8,3	170,0	81,6	7,9	mf [16]	L and D sf max/min L/W, D calf [43]	[3]
3575287540	35,75	28,75	265	20	90	17,7	8,2	152,1	74,0	6,9	mf [16]	L and D sf max/min L/W, D calf [43]	[3]
3575287540	35,75	28,75	265	20	90	16,5	8,1	136,1	67,1	6,0	mf [16]	L and D sf max/min L/W, D calf [43]	[3]
3575287540	35,75	28,75	265	20	90	15,4	8,0	121,8	60,8	5,2	mf [16]	L and D sf max/min L/W, D calf [43]	[3]
3575287540	35,75	28,75	265	20	90	14,4	7,9	109,0	55,2	4,6	mf [16]	L and D sf max/min L/W, D calf [43]	[3]

Table H.1. Earthquake source parameters for each scenario at each analysis bin in 0-40 km depth.

Grid reference	Grid Center Coordinates		strike (°)	dip (°)	rake (°)	depth (km)	Mw	L (km)	W (km)	D (m)	References		
	LAT	LON									s/d/r/depth	L/W/D	Mw
3575287540	35,75	28,75	265	20	90	13,6	7,8	97,5	50,0	4,0	mf [16]	L and D sf max/min L/W, D calf [43]	[3]
3575287540	35,75	28,75	265	20	90	12,8	7,7	87,3	45,3	3,5	mf [16]	L and D sf max/min L/W, D calf [43]	[3]
3575287540	35,75	28,75	265	20	90	12,0	7,6	78,1	41,1	3,0	mf [16]	L and D sf max/min L/W, D calf [43]	[3]
3575287540	35,75	28,75	265	20	90	11,4	7,5	69,9	37,3	2,6	mf [16]	L and D sf max/min L/W, D calf [43]	[3]
3575287540	35,75	28,75	265	20	90	10,8	7,4	62,5	33,8	2,3	mf [16]	L and D sf max/min L/W, D calf [43]	[3]
3575287540	35,75	28,75	265	20	90	10,2	7,3	56,0	30,6	2,0	mf [16]	L and D sf max/min L/W, D calf [43]	[3]
3575287540	35,75	28,75	265	20	90	9,8	7,2	50,1	27,8	1,8	mf [16]	L and D sf max/min L/W, D calf [43]	[3]
3575287540	35,75	28,75	265	20	90	9,3	7,1	44,8	25,2	1,5	mf [16]	L and D sf max/min L/W, D calf [43]	[3]
3575287540	35,75	28,75	265	20	90	8,9	7,0	40,1	22,8	1,3	mf [16]	L and D sf max/min L/W, D calf [43]	[3]
3575287540	35,75	28,75	265	20	90	8,5	6,9	35,9	20,7	1,2	mf [16]	L and D sf max/min L/W, D calf [43]	[3]
3575287540	35,75	28,75	265	20	90	8,2	6,8	32,1	18,8	1,0	mf [16]	L and D sf max/min L/W, D calf [43]	[3]
3575287540	35,75	28,75	265	20	90	7,9	6,7	28,7	17,0	0,9	mf [16]	L and D sf max/min L/W, D calf [43]	[3]
3575287540	35,75	28,75	265	20	90	7,6	6,6	25,7	15,4	0,8	mf [16]	L and D sf max/min L/W, D calf [43]	[3]
3575287540	35,75	28,75	265	20	90	7,4	6,5	23,0	14,0	0,7	mf [16]	[34]	[3]
3575292540	35,75	29,25	265	20	90	20,4	8,4	190,0	90,0	9,0	mf [16]	L and W from mf [16]; D from [35]	[16]
3575292540	35,75	29,25	265	20	90	19,0	8,3	170,0	81,6	7,9	mf [16]	L and D sf max/min L/W, D calf [43]	[3]
3575292540	35,75	29,25	265	20	90	17,7	8,2	152,1	74,0	6,9	mf [16]	L and D sf max/min L/W, D calf [43]	[3]
3575292540	35,75	29,25	265	20	90	16,5	8,1	136,1	67,1	6,0	mf [16]	L and D sf max/min L/W, D calf [43]	[3]
3575292540	35,75	29,25	265	20	90	15,4	8,0	121,8	60,8	5,2	mf [16]	L and D sf max/min L/W, D calf [43]	[3]
3575292540	35,75	29,25	265	20	90	14,4	7,9	109,0	55,2	4,6	mf [16]	L and D sf max/min L/W, D calf [43]	[3]
3575292540	35,75	29,25	265	20	90	13,6	7,8	97,5	50,0	4,0	mf [16]	L and D sf max/min L/W, D calf [43]	[3]
3575292540	35,75	29,25	265	20	90	12,8	7,7	87,3	45,3	3,5	mf [16]	L and D sf max/min L/W, D calf [43]	[3]
3575292540	35,75	29,25	265	20	90	12,0	7,6	78,1	41,1	3,0	mf [16]	L and D sf max/min L/W, D calf [43]	[3]
3575292540	35,75	29,25	265	20	90	11,4	7,5	69,9	37,3	2,6	mf [16]	L and D sf max/min L/W, D calf [43]	[3]
3575292540	35,75	29,25	265	20	90	10,8	7,4	62,5	33,8	2,3	mf [16]	L and D sf max/min L/W, D calf [43]	[3]
3575292540	35,75	29,25	265	20	90	10,2	7,3	56,0	30,6	2,0	mf [16]	L and D sf max/min L/W, D calf [43]	[3]
3575292540	35,75	29,25	265	20	90	9,8	7,2	50,1	27,8	1,8	mf [16]	L and D sf max/min L/W, D calf [43]	[3]
3575292540	35,75	29,25	265	20	90	9,3	7,1	44,8	25,2	1,5	mf [16]	L and D sf max/min L/W, D calf [43]	[3]
3575292540	35,75	29,25	265	20	90	8,9	7,0	40,1	22,8	1,3	mf [16]	L and D sf max/min L/W, D calf [43]	[3]
3575292540	35,75	29,25	265	20	90	8,5	6,9	35,9	20,7	1,2	mf [16]	L and D sf max/min L/W, D calf [43]	[3]
3575292540	35,75	29,25	265	20	90	8,2	6,8	32,1	18,8	1,0	mf [16]	L and D sf max/min L/W, D calf [43]	[3]
3575292540	35,75	29,25	265	20	90	7,9	6,7	28,7	17,0	0,9	mf [16]	L and D sf max/min L/W, D calf [43]	[3]
3575292540	35,75	29,25	265	20	90	7,6	6,6	25,7	15,4	0,8	mf [16]	L and D sf max/min L/W, D calf [43]	[3]
3575292540	35,75	29,25	265	20	90	7,4	6,5	23,0	14,0	0,7	mf [16]	[34]	[3]
3525282540	35,25	28,25	270	20	90	20,4	8,4	190,0	90,0	9,0	mf [16]	L and W from mf [16]; D from [35]	[16]
3525282540	35,25	28,25	270	20	90	19,0	8,3	170,0	81,6	7,9	mf [16]	L and D sf max/min L/W, D calf [43]	[3]
3525282540	35,25	28,25	270	20	90	17,7	8,2	152,1	74,0	6,9	mf [16]	L and D sf max/min L/W, D calf [43]	[3]
3525282540	35,25	28,25	270	20	90	16,5	8,1	136,1	67,1	6,0	mf [16]	L and D sf max/min L/W, D calf [43]	[3]
3525282540	35,25	28,25	270	20	90	15,4	8,0	121,8	60,8	5,2	mf [16]	L and D sf max/min L/W, D calf [43]	[3]
3525282540	35,25	28,25	270	20	90	14,4	7,9	109,0	55,2	4,6	mf [16]	L and D sf max/min L/W, D calf [43]	[3]
3525282540	35,25	28,25	270	20	90	13,6	7,8	97,5	50,0	4,0	mf [16]	L and D sf max/min L/W, D calf [43]	[3]
3525282540	35,25	28,25	270	20	90	12,8	7,7	87,3	45,3	3,5	mf [16]	L and D sf max/min L/W, D calf [43]	[3]
3525282540	35,25	28,25	270	20	90	12,0	7,6	78,1	41,1	3,0	mf [16]	L and D sf max/min L/W, D calf [43]	[3]
3525282540	35,25	28,25	270	20	90	11,4	7,5	69,9	37,3	2,6	mf [16]	L and D sf max/min L/W, D calf [43]	[3]
3525282540	35,25	28,25	270	20	90	10,8	7,4	62,5	33,8	2,3	mf [16]	L and D sf max/min L/W, D calf [43]	[3]
3525282540	35,25	28,25	270	20	90	10,2	7,3	56,0	30,6	2,0	mf [16]	L and D sf max/min L/W, D calf [43]	[3]
3525282540	35,25	28,25	270	20	90	9,8	7,2	50,1	27,8	1,8	mf [16]	L and D sf max/min L/W, D calf [43]	[3]
3525282540	35,25	28,25	270	20	90	9,3	7,1	44,8	25,2	1,5	mf [16]	L and D sf max/min L/W, D calf [43]	[3]
3525282540	35,25	28,25	270	20	90	8,9	7,0	40,1	22,8	1,3	mf [16]	L and D sf max/min L/W, D calf [43]	[3]
3525282540	35,25	28,25	270	20	90	8,5	6,9	35,9	20,7	1,2	mf [16]	L and D sf max/min L/W, D calf [43]	[3]
3525282540	35,25	28,25	270	20	90	8,2	6,8	32,1	18,8	1,0	mf [16]	L and D sf max/min L/W, D calf [43]	[3]
3525282540	35,25	28,25	270	20	90	7,9	6,7	28,7	17,0	0,9	mf [16]	L and D sf max/min L/W, D calf [43]	[3]
3525282540	35,25	28,25	270	20	90	7,6	6,6	25,7	15,4	0,8	mf [16]	L and D sf max/min L/W, D calf [43]	[3]
3525282540	35,25	28,25	270	20	90	7,4	6,5	23,0	14,0	0,7	mf [16]	[34]	[3]
3525287540	35,25	28,75	270	20	90	20,4	8,4	190,0	90,0	9,0	mf [16]	L and W from mf [16]; D from [35]	[16]
3525287540	35,25	28,75	270	20	90	19,0	8,3	170,0	81,6	7,9	mf [16]	L and D sf max/min L/W, D calf [43]	[3]
3525287540	35,25	28,75	270	20	90	17,7	8,2	152,1	74,0	6,9	mf [16]	L and D sf max/min L/W, D calf [43]	[3]
3525287540	35,25	28,75	270	20	90	16,5	8,1	136,1	67,1	6,0	mf [16]	L and D sf max/min L/W, D calf [43]	[3]
3525287540	35,25	28,75	270	20	90	15,4	8,0	121,8	60,8	5,2	mf [16]	L and D sf max/min L/W, D calf [43]	[3]
3525287540	35,25	28,75	270	20	90	14,4	7,9	109,0	55,2	4,6	mf [16]	L and D sf max/min L/W, D calf [43]	[3]
3525287540	35,25	28,75	270	20	90	13,6	7,8	97,5	50,0	4,0	mf [16]	L and D sf max/min L/W, D calf [43]	[3]
3525287540	35,25	28,75	270	20	90	12,8	7,7	87,3	45,3	3,5	mf [16]	L and D sf max/min L/W, D calf [43]	[3]
3525287540	35,25	28,75	270	20	90	12,0	7,6	78,1	41,1	3,0	mf [16]	L and D sf max/min L/W, D calf [43]	[3]
3525287540	35,25	28,75	270	20	90	11,4	7,5	69,9	37,3	2,6	mf [16]	L and D sf max/min L/W, D calf [43]	[3]
3525287540	35,25	28,75	270	20	90	10,8	7,4	62,5	33,8	2,3	mf [16]	L and D sf max/min L/W, D calf [43]	[3]
3525287540	35,25	28,75	270	20	90	10,2	7,3	56,0	30,6	2,0	mf [16]	L and D sf max/min L/W, D calf [43]	[3]
3525287540	35,25	28,75	270	20	90	9,8	7,2	50,1	27,8	1,8	mf [16]	L and D sf max/min L/W, D calf [43]	[3]
3525287540	35,25	28,75	270	20	90	9,3	7,1	44,8	25,2	1,5	mf [16]	L and D sf max/min L/W, D calf [43]	[3]
3525287540	35,25	28,75	270	20	90	8,9	7,0	40,1	22,8	1,3	mf [16]	L and D sf max/min L/W, D calf [43]	[3]
3525287540	35,25	28,75	270	20	90	8,5	6,9	35,9	20,7	1,2	mf [16]	L and D sf max/min L/W, D calf [43]	[3]
3525287540	35,25	28,75	270	20	90	8,2	6,8	32,1	18,8	1,0	mf [16]	L and D sf max/min L/W, D calf [43]	[3]
3525287540	35,25	28,75	270	20	90	7,9	6,7	28,7	17,0	0,9	mf [16]	L and D sf max/min L/W, D calf [43]	[3]

Table H.1. Earthquake source parameters for each scenario at each analysis bin in 0-40 km depth.

Grid reference	Grid Center Coordinates		strike (°)	dip (°)	rake (°)	depth (km)	Mw	L (km)	W (km)	D (m)	References		
	LAT	LON									s/d/r/depth	L/W/D	Mw
3525287540	35,25	28,75	270	20	90	7,6	6,6	25,7	15,4	0,8	mf [16]	L and D sf max/min L/W, D calf [43]	[3]
3525287540	35,25	28,75	270	20	90	7,4	6,5	23,0	14,0	0,7	mf [16]	[34]	[3]
3525292540	35,25	29,25	270	20	90	20,4	8,4	190,0	90,0	9,0	mf [16]	L and W from mf [16]; D from [35]	[16]
3525292540	35,25	29,25	270	20	90	19,0	8,3	170,0	81,6	7,9	mf [16]	L and D sf max/min L/W, D calf [43]	[3]
3525292540	35,25	29,25	270	20	90	17,7	8,2	152,1	74,0	6,9	mf [16]	L and D sf max/min L/W, D calf [43]	[3]
3525292540	35,25	29,25	270	20	90	16,5	8,1	136,1	67,1	6,0	mf [16]	L and D sf max/min L/W, D calf [43]	[3]
3525292540	35,25	29,25	270	20	90	15,4	8,0	121,8	60,8	5,2	mf [16]	L and D sf max/min L/W, D calf [43]	[3]
3525292540	35,25	29,25	270	20	90	14,4	7,9	109,0	55,2	4,6	mf [16]	L and D sf max/min L/W, D calf [43]	[3]
3525292540	35,25	29,25	270	20	90	13,6	7,8	97,5	50,0	4,0	mf [16]	L and D sf max/min L/W, D calf [43]	[3]
3525292540	35,25	29,25	270	20	90	12,8	7,7	87,3	45,3	3,5	mf [16]	L and D sf max/min L/W, D calf [43]	[3]
3525292540	35,25	29,25	270	20	90	12,0	7,6	78,1	41,1	3,0	mf [16]	L and D sf max/min L/W, D calf [43]	[3]
3525292540	35,25	29,25	270	20	90	11,4	7,5	69,9	37,3	2,6	mf [16]	L and D sf max/min L/W, D calf [43]	[3]
3525292540	35,25	29,25	270	20	90	10,8	7,4	62,5	33,8	2,3	mf [16]	L and D sf max/min L/W, D calf [43]	[3]
3525292540	35,25	29,25	270	20	90	10,2	7,3	56,0	30,6	2,0	mf [16]	L and D sf max/min L/W, D calf [43]	[3]
3525292540	35,25	29,25	270	20	90	9,8	7,2	50,1	27,8	1,8	mf [16]	L and D sf max/min L/W, D calf [43]	[3]
3525292540	35,25	29,25	270	20	90	9,3	7,1	44,8	25,2	1,5	mf [16]	L and D sf max/min L/W, D calf [43]	[3]
3525292540	35,25	29,25	270	20	90	8,9	7,0	40,1	22,8	1,3	mf [16]	L and D sf max/min L/W, D calf [43]	[3]
3525292540	35,25	29,25	270	20	90	8,5	6,9	35,9	20,7	1,2	mf [16]	L and D sf max/min L/W, D calf [43]	[3]
3525292540	35,25	29,25	270	20	90	8,2	6,8	32,1	18,8	1,0	mf [16]	L and D sf max/min L/W, D calf [43]	[3]
3525292540	35,25	29,25	270	20	90	7,9	6,7	28,7	17,0	0,9	mf [16]	L and D sf max/min L/W, D calf [43]	[3]
3525292540	35,25	29,25	270	20	90	7,6	6,6	25,7	15,4	0,8	mf [16]	L and D sf max/min L/W, D calf [43]	[3]
3525292540	35,25	29,25	270	20	90	7,4	6,5	23,0	14,0	0,7	mf [16]	[34]	[3]
3525227540	35,25	22,75	310	20	90	11,8	8,3	230,0	40,0	11,9	mf [18]	L and W mf [18]; D from [35]	[18]
3525227540	35,25	22,75	310	20	90	11,5	8,2	202,4	37,7	10,1	mf [18]	L and D sf max/min L/W, D calf [43]	[3]
3525227540	35,25	22,75	310	20	90	11,1	8,1	178,1	35,6	8,6	mf [18]	L and D sf max/min L/W, D calf [43]	[3]
3525227540	35,25	22,75	310	20	90	10,7	8,0	156,7	33,6	7,4	mf [18]	L and D sf max/min L/W, D calf [43]	[3]
3525227540	35,25	22,75	310	20	90	10,4	7,9	137,9	31,7	6,3	mf [18]	L and D sf max/min L/W, D calf [43]	[3]
3525227540	35,25	22,75	310	20	90	10,1	7,8	121,3	29,9	5,4	mf [18]	L and D sf max/min L/W, D calf [43]	[3]
3525227540	35,25	22,75	310	20	90	9,8	7,7	106,8	28,2	4,6	mf [18]	L and D sf max/min L/W, D calf [43]	[3]
3525227540	35,25	22,75	310	20	90	9,5	7,6	93,9	26,6	3,9	mf [18]	L and D sf max/min L/W, D calf [43]	[3]
3525227540	35,25	22,75	310	20	90	9,3	7,5	82,7	25,1	3,3	mf [18]	L and D sf max/min L/W, D calf [43]	[3]
3525227540	35,25	22,75	310	20	90	9,0	7,4	72,7	23,7	2,8	mf [18]	L and D sf max/min L/W, D calf [43]	[3]
3525227540	35,25	22,75	310	20	90	8,8	7,3	64,0	22,3	2,4	mf [18]	L and D sf max/min L/W, D calf [43]	[3]
3525227540	35,25	22,75	310	20	90	8,6	7,2	56,3	21,1	2,1	mf [18]	L and D sf max/min L/W, D calf [43]	[3]
3525227540	35,25	22,75	310	20	90	8,4	7,1	49,6	19,9	1,8	mf [18]	L and D sf max/min L/W, D calf [43]	[3]
3525227540	35,25	22,75	310	20	90	8,2	7,0	43,6	18,7	1,5	mf [18]	L and D sf max/min L/W, D calf [43]	[3]
3525227540	35,25	22,75	310	20	90	8,0	6,9	38,4	17,7	1,3	mf [18]	L and D sf max/min L/W, D calf [43]	[3]
3525227540	35,25	22,75	310	20	90	7,9	6,8	33,8	16,7	1,1	mf [18]	L and D sf max/min L/W, D calf [43]	[3]
3525227540	35,25	22,75	310	20	90	7,7	6,7	29,7	15,7	0,9	mf [18]	L and D sf max/min L/W, D calf [43]	[3]
3525227540	35,25	22,75	310	20	90	7,5	6,6	26,1	14,8	0,8	mf [18]	L and D sf max/min L/W, D calf [43]	[3]
3525227540	35,25	22,75	310	20	90	7,4	6,5	23,0	14,0	0,7	mf [18]	[34]	[3]
3475237540	34,75	23,75	310	20	90	11,8	8,3	230,0	40,0	11,9	mf [18]	L and W mf [18]; D from [35]	[18]
3475237540	34,75	23,75	310	20	90	11,5	8,2	202,4	37,7	10,1	mf [18]	L and D sf max/min L/W, D calf [43]	[3]
3475237540	34,75	23,75	310	20	90	11,1	8,1	178,1	35,6	8,6	mf [18]	L and D sf max/min L/W, D calf [43]	[3]
3475237540	34,75	23,75	310	20	90	10,7	8,0	156,7	33,6	7,4	mf [18]	L and D sf max/min L/W, D calf [43]	[3]
3475237540	34,75	23,75	310	20	90	10,4	7,9	137,9	31,7	6,3	mf [18]	L and D sf max/min L/W, D calf [43]	[3]
3475237540	34,75	23,75	310	20	90	10,1	7,8	121,3	29,9	5,4	mf [18]	L and D sf max/min L/W, D calf [43]	[3]
3475237540	34,75	23,75	310	20	90	9,8	7,7	106,8	28,2	4,6	mf [18]	L and D sf max/min L/W, D calf [43]	[3]
3475237540	34,75	23,75	310	20	90	9,5	7,6	93,9	26,6	3,9	mf [18]	L and D sf max/min L/W, D calf [43]	[3]
3475237540	34,75	23,75	310	20	90	9,3	7,5	82,7	25,1	3,3	mf [18]	L and D sf max/min L/W, D calf [43]	[3]
3475237540	34,75	23,75	310	20	90	9,0	7,4	72,7	23,7	2,8	mf [18]	L and D sf max/min L/W, D calf [43]	[3]
3475237540	34,75	23,75	310	20	90	8,8	7,3	64,0	22,3	2,4	mf [18]	L and D sf max/min L/W, D calf [43]	[3]
3475237540	34,75	23,75	310	20	90	8,6	7,2	56,3	21,1	2,1	mf [18]	L and D sf max/min L/W, D calf [43]	[3]
3475237540	34,75	23,75	310	20	90	8,4	7,1	49,6	19,9	1,8	mf [18]	L and D sf max/min L/W, D calf [43]	[3]
3475237540	34,75	23,75	310	20	90	8,2	7,0	43,6	18,7	1,5	mf [18]	L and D sf max/min L/W, D calf [43]	[3]
3475237540	34,75	23,75	310	20	90	8,0	6,9	38,4	17,7	1,3	mf [18]	L and D sf max/min L/W, D calf [43]	[3]
3475237540	34,75	23,75	310	20	90	7,9	6,8	33,8	16,7	1,1	mf [18]	L and D sf max/min L/W, D calf [43]	[3]
3475237540	34,75	23,75	310	20	90	7,7	6,7	29,7	15,7	0,9	mf [18]	L and D sf max/min L/W, D calf [43]	[3]
3475237540	34,75	23,75	310	20	90	7,5	6,6	26,1	14,8	0,8	mf [18]	L and D sf max/min L/W, D calf [43]	[3]
3475237540	34,75	23,75	310	20	90	7,4	6,5	23,0	14,0	0,7	mf [18]	[34]	[3]
3425252540	34,25	25,25	310	20	90	11,8	8,3	230,0	40,0	11,9	mf [18]	L and W mf [18]; D from [35]	[18]
3425252540	34,25	25,25	310	20	90	11,5	8,2	202,4	37,7	10,1	mf [18]	L and D sf max/min L/W, D calf [43]	[3]
3425252540	34,25	25,25	310	20	90	11,1	8,1	178,1	35,6	8,6	mf [18]	L and D sf max/min L/W, D calf [43]	[3]
3425252540	34,25	25,25	310	20	90	10,7	8,0	156,7	33,6	7,4	mf [18]	L and D sf max/min L/W, D calf [43]	[3]
3425252540	34,25	25,25	310	20	90	10,4	7,9	137,9	31,7	6,3	mf [18]	L and D sf max/min L/W, D calf [43]	[3]
3425252540	34,25	25,25	310	20	90	10,1	7,8	121,3	29,9	5,4	mf [18]	L and D sf max/min L/W, D calf [43]	[3]
3425252540	34,25	25,25	310	20	90	9,8	7,7	106,8	28,2	4,6	mf [18]	L and D sf max/min L/W, D calf [43]	[3]
3425252540	34,25	25,25	310	20	90	9,5	7,6	93,9	26,6	3,9	mf [18]	L and D sf max/min L/W, D calf [43]	[3]
3425252540	34,25	25,25	310	20	90	9,3	7,5	82,7	25,1	3,3	mf [18]	L and D sf max/min L/W, D calf [43]	[3]
3425252540	34,25	25,25	310	20	90	9,0	7,4	72,7	23,7	2,8	mf [18]	L and D sf max/min L/W, D calf [43]	[3]
3425252540	34,25	25,25	310	20	90	8,8	7,3	64,0	22,3	2,4	mf [18]	L and D sf max/min L/W, D calf [43]	[3]
3425252540	34,25	25,25	310	20	90	8,6	7,2	56,3	21,1	2,1	mf [18]	L and D sf max/min L/W, D calf [43]	[3]

Table H.1. Earthquake source parameters for each scenario at each analysis bin in 0-40 km depth.

Grid reference	Grid Center Coordinates		strike (°)	dip (°)	rake (°)	depth (km)	Mw	L (km)	W (km)	D (m)	References		
	LAT	LON									s/d/r/depth	L/W/D	Mw
3425252540	34,25	25,25	310	20	90	8,4	7,1	49,6	19,9	1,8	mf [18]	L and D sf max/min L/W, D calf [43]	[3]
3425252540	34,25	25,25	310	20	90	8,2	7,0	43,6	18,7	1,5	mf [18]	L and D sf max/min L/W, D calf [43]	[3]
3425252540	34,25	25,25	310	20	90	8,0	6,9	38,4	17,7	1,3	mf [18]	L and D sf max/min L/W, D calf [43]	[3]
3425252540	34,25	25,25	310	20	90	7,9	6,8	33,8	16,7	1,1	mf [18]	L and D sf max/min L/W, D calf [43]	[3]
3425252540	34,25	25,25	310	20	90	7,7	6,7	29,7	15,7	0,9	mf [18]	L and D sf max/min L/W, D calf [43]	[3]
3425252540	34,25	25,25	310	20	90	7,5	6,6	26,1	14,8	0,8	mf [18]	L and D sf max/min L/W, D calf [43]	[3]
3425252540	34,25	25,25	310	20	90	7,4	6,5	23,0	14,0	0,7	mf [18]	[34]	[3]
3425257540	34,25	25,75	310	20	90	11,8	8,3	230,0	40,0	11,9	mf [18]	L and W mf [18]; D from [35]	[18]
3425257540	34,25	25,75	310	20	90	11,5	8,2	202,4	37,7	10,1	mf [18]	L and D sf max/min L/W, D calf [43]	[3]
3425257540	34,25	25,75	310	20	90	11,1	8,1	178,1	35,6	8,6	mf [18]	L and D sf max/min L/W, D calf [43]	[3]
3425257540	34,25	25,75	310	20	90	10,7	8,0	156,7	33,6	7,4	mf [18]	L and D sf max/min L/W, D calf [43]	[3]
3425257540	34,25	25,75	310	20	90	10,4	7,9	137,9	31,7	6,3	mf [18]	L and D sf max/min L/W, D calf [43]	[3]
3425257540	34,25	25,75	310	20	90	10,1	7,8	121,3	29,9	5,4	mf [18]	L and D sf max/min L/W, D calf [43]	[3]
3425257540	34,25	25,75	310	20	90	9,8	7,7	106,8	28,2	4,6	mf [18]	L and D sf max/min L/W, D calf [43]	[3]
3425257540	34,25	25,75	310	20	90	9,5	7,6	93,9	26,6	3,9	mf [18]	L and D sf max/min L/W, D calf [43]	[3]
3425257540	34,25	25,75	310	20	90	9,3	7,5	82,7	25,1	3,3	mf [18]	L and D sf max/min L/W, D calf [43]	[3]
3425257540	34,25	25,75	310	20	90	9,0	7,4	72,7	23,7	2,8	mf [18]	L and D sf max/min L/W, D calf [43]	[3]
3425257540	34,25	25,75	310	20	90	8,8	7,3	64,0	22,3	2,4	mf [18]	L and D sf max/min L/W, D calf [43]	[3]
3425257540	34,25	25,75	310	20	90	8,6	7,2	56,3	21,1	2,1	mf [18]	L and D sf max/min L/W, D calf [43]	[3]
3425257540	34,25	25,75	310	20	90	8,4	7,1	49,6	19,9	1,8	mf [18]	L and D sf max/min L/W, D calf [43]	[3]
3425257540	34,25	25,75	310	20	90	8,2	7,0	43,6	18,7	1,5	mf [18]	L and D sf max/min L/W, D calf [43]	[3]
3425257540	34,25	25,75	310	20	90	8,0	6,9	38,4	17,7	1,3	mf [18]	L and D sf max/min L/W, D calf [43]	[3]
3425257540	34,25	25,75	310	20	90	7,9	6,8	33,8	16,7	1,1	mf [18]	L and D sf max/min L/W, D calf [43]	[3]
3425257540	34,25	25,75	310	20	90	7,7	6,7	29,7	15,7	0,9	mf [18]	L and D sf max/min L/W, D calf [43]	[3]
3425257540	34,25	25,75	310	20	90	7,5	6,6	26,1	14,8	0,8	mf [18]	L and D sf max/min L/W, D calf [43]	[3]
3425257540	34,25	25,75	310	20	90	7,4	6,5	23,0	14,0	0,7	mf [18]	[34]	[3]
3425262540	34,25	26,25	310	20	90	11,8	8,3	230,0	40,0	11,9	mf [18]	L and W mf [18]; D from [35]	[18]
3425262540	34,25	26,25	310	20	90	11,5	8,2	202,4	37,7	10,1	mf [18]	L and D sf max/min L/W, D calf [43]	[3]
3425262540	34,25	26,25	310	20	90	11,1	8,1	178,1	35,6	8,6	mf [18]	L and D sf max/min L/W, D calf [43]	[3]
3425262540	34,25	26,25	310	20	90	10,7	8,0	156,7	33,6	7,4	mf [18]	L and D sf max/min L/W, D calf [43]	[3]
3425262540	34,25	26,25	310	20	90	10,4	7,9	137,9	31,7	6,3	mf [18]	L and D sf max/min L/W, D calf [43]	[3]
3425262540	34,25	26,25	310	20	90	10,1	7,8	121,3	29,9	5,4	mf [18]	L and D sf max/min L/W, D calf [43]	[3]
3425262540	34,25	26,25	310	20	90	9,8	7,7	106,8	28,2	4,6	mf [18]	L and D sf max/min L/W, D calf [43]	[3]
3425262540	34,25	26,25	310	20	90	9,5	7,6	93,9	26,6	3,9	mf [18]	L and D sf max/min L/W, D calf [43]	[3]
3425262540	34,25	26,25	310	20	90	9,3	7,5	82,7	25,1	3,3	mf [18]	L and D sf max/min L/W, D calf [43]	[3]
3425262540	34,25	26,25	310	20	90	9,0	7,4	72,7	23,7	2,8	mf [18]	L and D sf max/min L/W, D calf [43]	[3]
3425262540	34,25	26,25	310	20	90	8,8	7,3	64,0	22,3	2,4	mf [18]	L and D sf max/min L/W, D calf [43]	[3]
3425262540	34,25	26,25	310	20	90	8,6	7,2	56,3	21,1	2,1	mf [18]	L and D sf max/min L/W, D calf [43]	[3]
3425262540	34,25	26,25	310	20	90	8,4	7,1	49,6	19,9	1,8	mf [18]	L and D sf max/min L/W, D calf [43]	[3]
3425262540	34,25	26,25	310	20	90	8,2	7,0	43,6	18,7	1,5	mf [18]	L and D sf max/min L/W, D calf [43]	[3]
3425262540	34,25	26,25	310	20	90	8,0	6,9	38,4	17,7	1,3	mf [18]	L and D sf max/min L/W, D calf [43]	[3]
3425262540	34,25	26,25	310	20	90	7,9	6,8	33,8	16,7	1,1	mf [18]	L and D sf max/min L/W, D calf [43]	[3]
3425262540	34,25	26,25	310	20	90	7,7	6,7	29,7	15,7	0,9	mf [18]	L and D sf max/min L/W, D calf [43]	[3]
3425262540	34,25	26,25	310	20	90	7,5	6,6	26,1	14,8	0,8	mf [18]	L and D sf max/min L/W, D calf [43]	[3]
3425262540	34,25	26,25	310	20	90	7,4	6,5	23,0	14,0	0,7	mf [18]	[34]	[3]
3475252540	34,75	25,25	80	65	270	18,6	8,0	100,0	30,0	12,9	mf [6] and [21]	L and W mf [6] and [21]; D from [35]	[21]
3475252540	34,75	25,25	80	65	270	17,9	7,9	90,7	28,5	10,6	mf [6] and [21]	L and D sf max/min L/W, D calf [43]	[3]
3475252540	34,75	25,25	80	65	270	17,3	7,8	82,2	27,1	8,7	mf [6] and [21]	L and D sf max/min L/W, D calf [43]	[3]
3475252540	34,75	25,25	80	65	270	16,7	7,7	74,5	25,8	7,2	mf [6] and [21]	L and D sf max/min L/W, D calf [43]	[3]
3475252540	34,75	25,25	80	65	270	16,1	7,6	67,6	24,5	5,9	mf [6] and [21]	L and D sf max/min L/W, D calf [43]	[3]
3475252540	34,75	25,25	80	65	270	15,5	7,5	61,3	23,3	4,8	mf [6] and [21]	L and D sf max/min L/W, D calf [43]	[3]
3475252540	34,75	25,25	80	65	270	15,0	7,4	55,6	22,1	4,0	mf [6] and [21]	L and D sf max/min L/W, D calf [43]	[3]
3475252540	34,75	25,25	80	65	270	14,5	7,3	50,4	21,0	3,3	mf [6] and [21]	L and D sf max/min L/W, D calf [43]	[3]
3475252540	34,75	25,25	80	65	270	14,1	7,2	45,7	20,0	2,7	mf [6] and [21]	L and D sf max/min L/W, D calf [43]	[3]
3475252540	34,75	25,25	80	65	270	13,6	7,1	41,4	19,0	2,2	mf [6] and [21]	L and D sf max/min L/W, D calf [43]	[3]
3475252540	34,75	25,25	80	65	270	13,2	7,0	37,5	18,0	1,8	mf [6] and [21]	L and D sf max/min L/W, D calf [43]	[3]
3475252540	34,75	25,25	80	65	270	12,8	6,9	34,0	17,2	1,5	mf [6] and [21]	L and D sf max/min L/W, D calf [43]	[3]
3475252540	34,75	25,25	80	65	270	12,4	6,8	30,9	16,3	1,2	mf [6] and [21]	L and D sf max/min L/W, D calf [43]	[3]
3475252540	34,75	25,25	80	65	270	12,0	6,7	28,0	15,5	1,0	mf [6] and [21]	L and D sf max/min L/W, D calf [43]	[3]
3475252540	34,75	25,25	80	65	270	11,7	6,6	25,4	14,7	0,8	mf [6] and [21]	L and D sf max/min L/W, D calf [43]	[3]
3475252540	34,75	25,25	80	65	270	11,3	6,5	23,0	14,0	0,7	mf [6] and [21]	[34]	[3]
3475257540	34,75	25,75	80	65	270	18,6	8,0	100,0	30,0	12,9	mf [6] and [21]	L and W mf [6] and [21]; D from [35]	[21]
3475257540	34,75	25,75	80	65	270	17,9	7,9	90,7	28,5	10,6	mf [6] and [21]	L and D sf max/min L/W, D calf [43]	[3]
3475257540	34,75	25,75	80	65	270	17,3	7,8	82,2	27,1	8,7	mf [6] and [21]	L and D sf max/min L/W, D calf [43]	[3]
3475257540	34,75	25,75	80	65	270	16,7	7,7	74,5	25,8	7,2	mf [6] and [21]	L and D sf max/min L/W, D calf [43]	[3]
3475257540	34,75	25,75	80	65	270	16,1	7,6	67,6	24,5	5,9	mf [6] and [21]	L and D sf max/min L/W, D calf [43]	[3]
3475257540	34,75	25,75	80	65	270	15,5	7,5	61,3	23,3	4,8	mf [6] and [21]	L and D sf max/min L/W, D calf [43]	[3]
3475257540	34,75	25,75	80	65	270	15,0	7,4	55,6	22,1	4,0	mf [6] and [21]	L and D sf max/min L/W, D calf [43]	[3]
3475257540	34,75	25,75	80	65	270	14,5	7,3	50,4	21,0	3,3	mf [6] and [21]	L and D sf max/min L/W, D calf [43]	[3]
3475257540	34,75	25,75	80	65	270	14,1	7,2	45,7	20,0	2,7	mf [6] and [21]	L and D sf max/min L/W, D calf [43]	[3]
3475257540	34,75	25,75	80	65	270	13,6	7,1	41,4	19,0	2,2	mf [6] and [21]	L and D sf max/min L/W, D calf [43]	[3]
3475257540	34,75	25,75	80	65	270	13,2	7,0	37,5	18,0	1,8	mf [6] and [21]	L and D sf max/min L/W, D calf [43]	[3]

Table H.1. Earthquake source parameters for each scenario at each analysis bin in 0-40 km depth.

Grid reference	Grid Center Coordinates		strike (°)	dip (°)	rake (°)	depth (km)	Mw	L (km)	W (km)	D (m)	References		
	LAT	LON									s/d/r/depth	L/W/D	Mw
3475257540	34,75	25,75	80	65	270	12,8	6,9	34,0	17,2	1,5	mf [6] and [21]	L and D sf max/min L/W, D calf [43]	[3]
3475257540	34,75	25,75	80	65	270	12,4	6,8	30,9	16,3	1,2	mf [6] and [21]	L and D sf max/min L/W, D calf [43]	[3]
3475257540	34,75	25,75	80	65	270	12,0	6,7	28,0	15,5	1,0	mf [6] and [21]	L and D sf max/min L/W, D calf [43]	[3]
3475257540	34,75	25,75	80	65	270	11,7	6,6	25,4	14,7	0,8	mf [6] and [21]	L and D sf max/min L/W, D calf [43]	[3]
3475257540	34,75	25,75	80	65	270	11,3	6,5	23,0	14,0	0,7	mf [6] and [21]	[34]	[3]
3475262540	34,75	26,25	80	65	270	18,6	8,0	100	30,0	12,9	mf [6] and [21]	L and W mf [6] and [21]; D from [35]	[21]
3475262540	34,75	26,25	80	65	270	17,9	7,9	90,7	28,5	10,6	mf [6] and [21]	L and D sf max/min L/W, D calf [43]	[3]
3475262540	34,75	26,25	80	65	270	17,3	7,8	82,2	27,1	8,7	mf [6] and [21]	L and D sf max/min L/W, D calf [43]	[3]
3475262540	34,75	26,25	80	65	270	16,7	7,7	74,5	25,8	7,2	mf [6] and [21]	L and D sf max/min L/W, D calf [43]	[3]
3475262540	34,75	26,25	80	65	270	16,1	7,6	67,6	24,5	5,9	mf [6] and [21]	L and D sf max/min L/W, D calf [43]	[3]
3475262540	34,75	26,25	80	65	270	15,5	7,5	61,3	23,3	4,8	mf [6] and [21]	L and D sf max/min L/W, D calf [43]	[3]
3475262540	34,75	26,25	80	65	270	15,0	7,4	55,6	22,1	4,0	mf [6] and [21]	L and D sf max/min L/W, D calf [43]	[3]
3475262540	34,75	26,25	80	65	270	14,5	7,3	50,4	21,0	3,3	mf [6] and [21]	L and D sf max/min L/W, D calf [43]	[3]
3475262540	34,75	26,25	80	65	270	14,1	7,2	45,7	20,0	2,7	mf [6] and [21]	L and D sf max/min L/W, D calf [43]	[3]
3475262540	34,75	26,25	80	65	270	13,6	7,1	41,4	19,0	2,2	mf [6] and [21]	L and D sf max/min L/W, D calf [43]	[3]
3475262540	34,75	26,25	80	65	270	13,2	7,0	37,5	18,0	1,8	mf [6] and [21]	L and D sf max/min L/W, D calf [43]	[3]
3475262540	34,75	26,25	80	65	270	12,8	6,9	34,0	17,2	1,5	mf [6] and [21]	L and D sf max/min L/W, D calf [43]	[3]
3475262540	34,75	26,25	80	65	270	12,4	6,8	30,9	16,3	1,2	mf [6] and [21]	L and D sf max/min L/W, D calf [43]	[3]
3475262540	34,75	26,25	80	65	270	12,0	6,7	28,0	15,5	1,0	mf [6] and [21]	L and D sf max/min L/W, D calf [43]	[3]
3475262540	34,75	26,25	80	65	270	11,7	6,6	25,4	14,7	0,8	mf [6] and [21]	L and D sf max/min L/W, D calf [43]	[3]
3475262540	34,75	26,25	80	65	270	11,3	6,5	23,0	14,0	0,7	mf [6] and [21]	[34]	[3]
3475267540	34,75	26,75	80	65	270	18,6	8,0	100	30,0	12,9	mf [6] and [21]	L and W mf [6] and [21]; D from [35]	[21]
3475267540	34,75	26,75	80	65	270	17,9	7,9	90,7	28,5	10,6	mf [6] and [21]	L and D sf max/min L/W, D calf [43]	[3]
3475267540	34,75	26,75	80	65	270	17,3	7,8	82,2	27,1	8,7	mf [6] and [21]	L and D sf max/min L/W, D calf [43]	[3]
3475267540	34,75	26,75	80	65	270	16,7	7,7	74,5	25,8	7,2	mf [6] and [21]	L and D sf max/min L/W, D calf [43]	[3]
3475267540	34,75	26,75	80	65	270	16,1	7,6	67,6	24,5	5,9	mf [6] and [21]	L and D sf max/min L/W, D calf [43]	[3]
3475267540	34,75	26,75	80	65	270	15,5	7,5	61,3	23,3	4,8	mf [6] and [21]	L and D sf max/min L/W, D calf [43]	[3]
3475267540	34,75	26,75	80	65	270	15,0	7,4	55,6	22,1	4,0	mf [6] and [21]	L and D sf max/min L/W, D calf [43]	[3]
3475267540	34,75	26,75	80	65	270	14,5	7,3	50,4	21,0	3,3	mf [6] and [21]	L and D sf max/min L/W, D calf [43]	[3]
3475267540	34,75	26,75	80	65	270	14,1	7,2	45,7	20,0	2,7	mf [6] and [21]	L and D sf max/min L/W, D calf [43]	[3]
3475267540	34,75	26,75	80	65	270	13,6	7,1	41,4	19,0	2,2	mf [6] and [21]	L and D sf max/min L/W, D calf [43]	[3]
3475267540	34,75	26,75	80	65	270	13,2	7,0	37,5	18,0	1,8	mf [6] and [21]	L and D sf max/min L/W, D calf [43]	[3]
3475267540	34,75	26,75	80	65	270	12,8	6,9	34,0	17,2	1,5	mf [6] and [21]	L and D sf max/min L/W, D calf [43]	[3]
3475267540	34,75	26,75	80	65	270	12,4	6,8	30,9	16,3	1,2	mf [6] and [21]	L and D sf max/min L/W, D calf [43]	[3]
3475267540	34,75	26,75	80	65	270	12,0	6,7	28,0	15,5	1,0	mf [6] and [21]	L and D sf max/min L/W, D calf [43]	[3]
3475267540	34,75	26,75	80	65	270	11,7	6,6	25,4	14,7	0,8	mf [6] and [21]	L and D sf max/min L/W, D calf [43]	[3]
3475267540	34,75	26,75	80	65	270	11,3	6,5	23,0	14,0	0,7	mf [6] and [21]	[34]	[3]
3475272540	34,75	27,25	230	80	320	32,6	8,0	178	56,0	3,8	mf [11] and [1]	[34]	[36]
3475272540	34,75	27,25	230	80	320	30,1	7,9	155,3	51,1	3,5	mf [11] and [1]	L and D sf max/min L/W, D calf [43]	[3]
3475272540	34,75	27,25	230	80	320	27,9	7,8	135,5	46,5	3,1	mf [11] and [1]	L and D sf max/min L/W, D calf [43]	[3]
3475272540	34,75	27,25	230	80	320	25,9	7,7	118,2	42,4	2,7	mf [11] and [1]	L and D sf max/min L/W, D calf [43]	[3]
3475272540	34,75	27,25	230	80	320	24,1	7,6	103,1	38,7	2,4	mf [11] and [1]	L and D sf max/min L/W, D calf [43]	[3]
3475272540	34,75	27,25	230	80	320	22,4	7,5	90,0	35,3	2,2	mf [11] and [1]	L and D sf max/min L/W, D calf [43]	[3]
3475272540	34,75	27,25	230	80	320	20,8	7,4	78,5	32,2	1,9	mf [11] and [1]	L and D sf max/min L/W, D calf [43]	[3]
3475272540	34,75	27,25	230	80	320	19,4	7,3	68,5	29,3	1,7	mf [11] and [1]	L and D sf max/min L/W, D calf [43]	[3]
3475272540	34,75	27,25	230	80	320	18,2	7,2	59,8	26,7	1,5	mf [11] and [1]	L and D sf max/min L/W, D calf [43]	[3]
3475272540	34,75	27,25	230	80	320	17,0	7,1	52,1	24,4	1,4	mf [11] and [1]	L and D sf max/min L/W, D calf [43]	[3]
3475272540	34,75	27,25	230	80	320	15,9	7,0	45,5	22,2	1,2	mf [11] and [1]	L and D sf max/min L/W, D calf [43]	[3]
3475272540	34,75	27,25	230	80	320	15,0	6,9	39,7	20,3	1,1	mf [11] and [1]	L and D sf max/min L/W, D calf [43]	[3]
3475272540	34,75	27,25	230	80	320	14,1	6,8	34,6	18,5	1,0	mf [11] and [1]	L and D sf max/min L/W, D calf [43]	[3]
3475272540	34,75	27,25	230	80	320	13,3	6,7	30,2	16,8	0,9	mf [11] and [1]	L and D sf max/min L/W, D calf [43]	[3]
3475272540	34,75	27,25	230	80	320	12,6	6,6	26,4	15,4	0,8	mf [11] and [1]	L and D sf max/min L/W, D calf [43]	[3]
3475272540	34,75	27,25	230	80	320	11,9	6,5	23,0	14,0	0,7	mf [11] and [1]	[34]	[3]
3675257540	36,75	25,75	50	55	255	11,1	7,9	150	15,0	12,2	mf [6]	W mf [6]; D from ([43]; Lmax = 150km)	[40]
3675257540	36,75	25,75	50	55	255	11,1	7,8	131,2	14,9	9,9	mf [6]	L and D sf max/min L/W, D calf [43]	[3]
3675257540	36,75	25,75	50	55	255	11,1	7,7	114,8	14,9	8,1	mf [6]	L and D sf max/min L/W, D calf [43]	[3]
3675257540	36,75	25,75	50	55	255	11,1	7,6	100,4	14,8	6,6	mf [6]	L and D sf max/min L/W, D calf [43]	[3]
3675257540	36,75	25,75	50	55	255	11,0	7,5	87,8	14,7	5,3	mf [6]	L and D sf max/min L/W, D calf [43]	[3]
3675257540	36,75	25,75	50	55	255	11,0	7,4	76,8	14,6	4,3	mf [6]	L and D sf max/min L/W, D calf [43]	[3]
3675257540	36,75	25,75	50	55	255	11,0	7,3	67,2	14,6	3,5	mf [6]	L and D sf max/min L/W, D calf [43]	[3]
3675257540	36,75	25,75	50	55	255	10,9	7,2	58,7	14,5	2,9	mf [6]	L and D sf max/min L/W, D calf [43]	[3]
3675257540	36,75	25,75	50	55	255	10,9	7,1	51,4	14,4	2,3	mf [6]	L and D sf max/min L/W, D calf [43]	[3]
3675257540	36,75	25,75	50	55	255	10,9	7,0	44,9	14,3	1,9	mf [6]	L and D sf max/min L/W, D calf [43]	[3]
3675257540	36,75	25,75	50	55	255	10,8	6,9	39,3	14,3	1,5	mf [6]	L and D sf max/min L/W, D calf [43]	[3]
3675257540	36,75	25,75	50	55	255	10,8	6,8	34,4	14,2	1,3	mf [6]	L and D sf max/min L/W, D calf [43]	[3]
3675257540	36,75	25,75	50	55	255	10,8	6,7	30,1	14,1	1,0	mf [6]	L and D sf max/min L/W, D calf [43]	[3]
3675257540	36,75	25,75	50	55	255	10,8	6,6	26,3	14,1	0,8	mf [6]	L and D sf max/min L/W, D calf [43]	[3]
3675257540	36,75	25,75	50	55	255	10,7	6,5	23,0	14,0	0,7	mf [6]	[34]	[3]
3675262540	36,75	26,25	245	55	270	10,1	7,8	150	12,5	10,4	mf [6]	W mf [6]; D from ([43]; Lmax = 150km)	[40]
3675262540	36,75	26,25	245	55	270	10,1	7,7	130,7	12,5	8,4	mf [6]	L and D sf max/min L/W, D calf [43]	[3]
3675262540	36,75	26,25	245	55	270	10,1	7,6	113,9	12,5	6,8	mf [6]	L and D sf max/min L/W, D calf [43]	[3]
3675262540	36,75	26,25	245	55	270	10,1	7,5	99,2	12,5	5,6	mf [6]	L and D sf max/min L/W, D calf [43]	[3]

Table H.1. Earthquake source parameters for each scenario at each analysis bin in 0-40 km depth.

Grid reference	Grid Center Coordinates		strike (°)	dip (°)	rake (°)	depth (km)	Mw	L (km)	W (km)	D (m)	References		
	LAT	LON									s/d/r/depth	L/W/D	Mw
3675262540	36,75	26,25	245	55	270	10,1	7,4	86,4	12,5	4,5	mf [6]	L and D sf max/min L/W, D calf [43]	[3]
3675262540	36,75	26,25	245	55	270	10,1	7,3	75,3	12,5	3,7	mf [6]	L and D sf max/min L/W, D calf [43]	[3]
3675262540	36,75	26,25	245	55	270	10,1	7,2	65,6	12,5	3,0	mf [6]	L and D sf max/min L/W, D calf [43]	[3]
3675262540	36,75	26,25	245	55	270	10,1	7,1	57,2	12,5	2,4	mf [6]	L and D sf max/min L/W, D calf [43]	[3]
3675262540	36,75	26,25	245	55	270	10,1	7,0	49,8	12,5	2,0	mf [6]	L and D sf max/min L/W, D calf [43]	[3]
3675262540	36,75	26,25	245	55	270	10,1	6,9	43,4	12,5	1,6	mf [6]	L and D sf max/min L/W, D calf [43]	[3]
3675262540	36,75	26,25	245	55	270	10,1	6,8	37,8	12,5	1,3	mf [6]	L and D sf max/min L/W, D calf [43]	[3]
3675262540	36,75	26,25	245	55	270	10,1	6,7	32,9	12,5	1,1	mf [6]	L and D sf max/min L/W, D calf [43]	[3]
3675262540	36,75	26,25	245	55	270	10,1	6,6	28,7	12,5	0,9	mf [6]	L and D sf max/min L/W, D calf [43]	[3]
3675262540	36,75	26,25	245	55	270	10,1	6,5	25,0	12,5	0,7	mf [6]	[34]	[3]
3675282540	36,75	28,25	80	60	275	11,5	7,8	150	15,0	8,6	mf [6]	W mf [6]; D from ([43]; Lmax = 150km)	[38]
3675282540	36,75	28,25	80	60	275	11,5	7,7	129,9	14,9	7,1	mf [6]	L and D sf max/min L/W, D calf [43]	[3]
3675282540	36,75	28,25	80	60	275	11,4	7,6	112,4	14,8	5,8	mf [6]	L and D sf max/min L/W, D calf [43]	[3]
3675282540	36,75	28,25	80	60	275	11,4	7,5	97,3	14,8	4,8	mf [6]	L and D sf max/min L/W, D calf [43]	[3]
3675282540	36,75	28,25	80	60	275	11,4	7,4	84,2	14,7	3,9	mf [6]	L and D sf max/min L/W, D calf [43]	[3]
3675282540	36,75	28,25	80	60	275	11,3	7,3	72,9	14,6	3,2	mf [6]	L and D sf max/min L/W, D calf [43]	[3]
3675282540	36,75	28,25	80	60	275	11,3	7,2	63,1	14,5	2,7	mf [6]	L and D sf max/min L/W, D calf [43]	[3]
3675282540	36,75	28,25	80	60	275	11,3	7,1	54,6	14,5	2,2	mf [6]	L and D sf max/min L/W, D calf [43]	[3]
3675282540	36,75	28,25	80	60	275	11,2	7,0	47,3	14,4	1,8	mf [6]	L and D sf max/min L/W, D calf [43]	[3]
3675282540	36,75	28,25	80	60	275	11,2	6,9	41,0	14,3	1,5	mf [6]	L and D sf max/min L/W, D calf [43]	[3]
3675282540	36,75	28,25	80	60	275	11,2	6,8	35,5	14,2	1,2	mf [6]	L and D sf max/min L/W, D calf [43]	[3]
3675282540	36,75	28,25	80	60	275	11,1	6,7	30,7	14,1	1,0	mf [6]	L and D sf max/min L/W, D calf [43]	[3]
3675282540	36,75	28,25	80	60	275	11,1	6,6	26,6	14,1	0,8	mf [6]	L and D sf max/min L/W, D calf [43]	[3]
3675282540	36,75	28,25	80	60	275	11,1	6,5	23,0	14,0	0,7	mf [6]	[34]	[3]
3675287540	36,75	28,75	65	75	290	12,2	7,8	150	15,0	8,6	mf [4] and [5]	W cf 3675292540; L and D from [34]	[38]
3675287540	36,75	28,75	65	75	290	12,2	7,7	129,9	14,9	7,1	mf [4] and [5]	L and D sf max/min L/W, D calf [43]	[3]
3675287540	36,75	28,75	65	75	290	12,2	7,6	112,4	14,8	5,8	mf [4] and [5]	L and D sf max/min L/W, D calf [43]	[3]
3675287540	36,75	28,75	65	75	290	12,1	7,5	97,3	14,8	4,8	mf [4] and [5]	L and D sf max/min L/W, D calf [43]	[3]
3675287540	36,75	28,75	65	75	290	12,1	7,4	84,2	14,7	3,9	mf [4] and [5]	L and D sf max/min L/W, D calf [43]	[3]
3675287540	36,75	28,75	65	75	290	12,1	7,3	72,9	14,6	3,2	mf [4] and [5]	L and D sf max/min L/W, D calf [43]	[3]
3675287540	36,75	28,75	65	75	290	12,0	7,2	63,1	14,5	2,7	mf [4] and [5]	L and D sf max/min L/W, D calf [43]	[3]
3675287540	36,75	28,75	65	75	290	12,0	7,1	54,6	14,5	2,2	mf [4] and [5]	L and D sf max/min L/W, D calf [43]	[3]
3675287540	36,75	28,75	65	75	290	11,9	7,0	47,3	14,4	1,8	mf [4] and [5]	L and D sf max/min L/W, D calf [43]	[3]
3675287540	36,75	28,75	65	75	290	11,9	6,9	41,0	14,3	1,5	mf [4] and [5]	L and D sf max/min L/W, D calf [43]	[3]
3675287540	36,75	28,75	65	75	290	11,9	6,8	35,5	14,2	1,2	mf [4] and [5]	L and D sf max/min L/W, D calf [43]	[3]
3675287540	36,75	28,75	65	75	290	11,8	6,7	30,7	14,1	1,0	mf [4] and [5]	L and D sf max/min L/W, D calf [43]	[3]
3675287540	36,75	28,75	65	75	290	11,8	6,6	26,6	14,1	0,8	mf [4] and [5]	L and D sf max/min L/W, D calf [43]	[3]
3675287540	36,75	28,75	65	75	290	11,8	6,5	23,0	14,0	0,7	mf [4] and [5]	[34]	[3]
3625262540	36,25	26,25	250	60	270	10,4	7,8	150	12,5	10,4	mf [6]	W mf [6]; L and D from [34]	[36]
3625262540	36,25	26,25	250	60	270	10,4	7,7	130,7	12,5	8,4	mf [6]	L and D sf max/min L/W, D calf [43]	[3]
3625262540	36,25	26,25	250	60	270	10,4	7,6	113,9	12,5	6,8	mf [6]	L and D sf max/min L/W, D calf [43]	[3]
3625262540	36,25	26,25	250	60	270	10,4	7,5	99,2	12,5	5,6	mf [6]	L and D sf max/min L/W, D calf [43]	[3]
3625262540	36,25	26,25	250	60	270	10,4	7,4	86,4	12,5	4,5	mf [6]	L and D sf max/min L/W, D calf [43]	[3]
3625262540	36,25	26,25	250	60	270	10,4	7,3	75,3	12,5	3,7	mf [6]	L and D sf max/min L/W, D calf [43]	[3]
3625262540	36,25	26,25	250	60	270	10,4	7,2	65,6	12,5	3,0	mf [6]	L and D sf max/min L/W, D calf [43]	[3]
3625262540	36,25	26,25	250	60	270	10,4	7,1	57,2	12,5	2,4	mf [6]	L and D sf max/min L/W, D calf [43]	[3]
3625262540	36,25	26,25	250	60	270	10,4	7,0	49,8	12,5	2,0	mf [6]	L and D sf max/min L/W, D calf [43]	[3]
3625262540	36,25	26,25	250	60	270	10,4	6,9	43,4	12,5	1,6	mf [6]	L and D sf max/min L/W, D calf [43]	[3]
3625262540	36,25	26,25	250	60	270	10,4	6,8	37,8	12,5	1,3	mf [6]	L and D sf max/min L/W, D calf [43]	[3]
3625262540	36,25	26,25	250	60	270	10,4	6,7	32,9	12,5	1,1	mf [6]	L and D sf max/min L/W, D calf [43]	[3]
3625262540	36,25	26,25	250	60	270	10,4	6,6	28,7	12,5	0,9	mf [6]	L and D sf max/min L/W, D calf [43]	[3]
3625262540	36,25	26,25	250	60	270	10,4	6,5	25,0	12,5	0,7	mf [6]	[34]	[3]
3625282540	36,25	28,25	330	75	70	11,0	7,8	150	12,5	10,4	mf [14]	W averaged from 3625272540 and 3625297540; L and D from [34]	[38]
3625282540	36,25	28,25	330	75	70	11,0	7,7	130,7	12,5	8,4	mf [14]	L and D sf max/min L/W, D calf [43]	[3]
3625282540	36,25	28,25	330	75	70	11,0	7,6	113,9	12,5	6,8	mf [14]	L and D sf max/min L/W, D calf [43]	[3]
3625282540	36,25	28,25	330	75	70	11,0	7,5	99,2	12,5	5,6	mf [14]	L and D sf max/min L/W, D calf [43]	[3]
3625282540	36,25	28,25	330	75	70	11,0	7,4	86,4	12,5	4,5	mf [14]	L and D sf max/min L/W, D calf [43]	[3]
3625282540	36,25	28,25	330	75	70	11,0	7,3	75,3	12,5	3,7	mf [14]	L and D sf max/min L/W, D calf [43]	[3]
3625282540	36,25	28,25	330	75	70	11,0	7,2	65,6	12,5	3,0	mf [14]	L and D sf max/min L/W, D calf [43]	[3]
3625282540	36,25	28,25	330	75	70	11,0	7,1	57,2	12,5	2,4	mf [14]	L and D sf max/min L/W, D calf [43]	[3]
3625282540	36,25	28,25	330	75	70	11,0	7,0	49,8	12,5	2,0	mf [14]	L and D sf max/min L/W, D calf [43]	[3]
3625282540	36,25	28,25	330	75	70	11,0	6,9	43,4	12,5	1,6	mf [14]	L and D sf max/min L/W, D calf [43]	[3]
3625282540	36,25	28,25	330	75	70	11,0	6,8	37,8	12,5	1,3	mf [14]	L and D sf max/min L/W, D calf [43]	[3]
3625282540	36,25	28,25	330	75	70	11,0	6,7	32,9	12,5	1,1	mf [14]	L and D sf max/min L/W, D calf [43]	[3]
3625282540	36,25	28,25	330	75	70	11,0	6,6	28,7	12,5	0,9	mf [14]	L and D sf max/min L/W, D calf [43]	[3]
3625282540	36,25	28,25	330	75	70	11,0	6,5	25,0	12,5	0,7	mf [14]	[34]	[3]
3625287540	36,25	28,75	330	75	70	11,0	7,8	150	12,5	10,4	mf [14]	W averaged from 3625272540 and 3625297540; L and D from [34]	[38]
3625287540	36,25	28,75	330	75	70	11,0	7,7	130,7	12,5	8,4	mf [14]	L and D sf max/min L/W, D calf [43]	[3]
3625287540	36,25	28,75	330	75	70	11,0	7,6	113,9	12,5	6,8	mf [14]	L and D sf max/min L/W, D calf [43]	[3]
3625287540	36,25	28,75	330	75	70	11,0	7,5	99,2	12,5	5,6	mf [14]	L and D sf max/min L/W, D calf [43]	[3]
3625287540	36,25	28,75	330	75	70	11,0	7,4	86,4	12,5	4,5	mf [14]	L and D sf max/min L/W, D calf [43]	[3]
3625287540	36,25	28,75	330	75	70	11,0	7,3	75,3	12,5	3,7	mf [14]	L and D sf max/min L/W, D calf [43]	[3]

Table H.1. Earthquake source parameters for each scenario at each analysis bin in 0-40 km depth.

Grid reference	Grid Center Coordinates		strike (°)	dip (°)	rake (°)	depth (km)	Mw	L (km)	W (km)	D (m)	References		
	LAT	LON									s/d/r/depth	L/W/D	Mw
3625287540	36,25	28,75	330	75	70	11,0	7,2	65,6	12,5	3,0	mf [14]	L and D sf max/min L/W, D calf [43]	[3]
3625287540	36,25	28,75	330	75	70	11,0	7,1	57,2	12,5	2,4	mf [14]	L and D sf max/min L/W, D calf [43]	[3]
3625287540	36,25	28,75	330	75	70	11,0	7,0	49,8	12,5	2,0	mf [14]	L and D sf max/min L/W, D calf [43]	[3]
3625287540	36,25	28,75	330	75	70	11,0	6,9	43,4	12,5	1,6	mf [14]	L and D sf max/min L/W, D calf [43]	[3]
3625287540	36,25	28,75	330	75	70	11,0	6,8	37,8	12,5	1,3	mf [14]	L and D sf max/min L/W, D calf [43]	[3]
3625287540	36,25	28,75	330	75	70	11,0	6,7	32,9	12,5	1,1	mf [14]	L and D sf max/min L/W, D calf [43]	[3]
3625287540	36,25	28,75	330	75	70	11,0	6,6	28,7	12,5	0,9	mf [14]	L and D sf max/min L/W, D calf [43]	[3]
3625287540	36,25	28,75	330	75	70	11,0	6,5	25,0	12,5	0,7	mf [14]	[34]	[3]
3625292540	36,25	29,25	330	75	70	11,0	7,8	150	12,5	10,4	mf [14]	W averaged from 3625272540 and 3625297540; L and D from [34]	[38]
3625292540	36,25	29,25	330	75	70	11,0	7,7	130,7	12,5	8,4	mf [14]	L and D sf max/min L/W, D calf [43]	[3]
3625292540	36,25	29,25	330	75	70	11,0	7,6	113,9	12,5	6,8	mf [14]	L and D sf max/min L/W, D calf [43]	[3]
3625292540	36,25	29,25	330	75	70	11,0	7,5	99,2	12,5	5,6	mf [14]	L and D sf max/min L/W, D calf [43]	[3]
3625292540	36,25	29,25	330	75	70	11,0	7,4	86,4	12,5	4,5	mf [14]	L and D sf max/min L/W, D calf [43]	[3]
3625292540	36,25	29,25	330	75	70	11,0	7,3	75,3	12,5	3,7	mf [14]	L and D sf max/min L/W, D calf [43]	[3]
3625292540	36,25	29,25	330	75	70	11,0	7,2	65,6	12,5	3,0	mf [14]	L and D sf max/min L/W, D calf [43]	[3]
3625292540	36,25	29,25	330	75	70	11,0	7,1	57,2	12,5	2,4	mf [14]	L and D sf max/min L/W, D calf [43]	[3]
3625292540	36,25	29,25	330	75	70	11,0	7,0	49,8	12,5	2,0	mf [14]	L and D sf max/min L/W, D calf [43]	[3]
3625292540	36,25	29,25	330	75	70	11,0	6,9	43,4	12,5	1,6	mf [14]	L and D sf max/min L/W, D calf [43]	[3]
3625292540	36,25	29,25	330	75	70	11,0	6,8	37,8	12,5	1,3	mf [14]	L and D sf max/min L/W, D calf [43]	[3]
3625292540	36,25	29,25	330	75	70	11,0	6,7	32,9	12,5	1,1	mf [14]	L and D sf max/min L/W, D calf [43]	[3]
3625292540	36,25	29,25	330	75	70	11,0	6,6	28,7	12,5	0,9	mf [14]	L and D sf max/min L/W, D calf [43]	[3]
3625292540	36,25	29,25	330	75	70	11,0	6,5	25,0	12,5	0,7	mf [14]	[34]	[3]
3575297540	35,75	29,75	330	80	220	19,8	7,8	150	30,0	4,3	mf [1] and [5]	W hypothetical	[38]
3575297540	35,75	29,75	330	80	220	18,9	7,7	129,9	28,3	3,7	mf [1] and [5]	L and D sf max/min L/W, D calf [43]	[3]
3575297540	35,75	29,75	330	80	220	18,1	7,6	112,4	26,7	3,2	mf [1] and [5]	L and D sf max/min L/W, D calf [43]	[3]
3575297540	35,75	29,75	330	80	220	17,4	7,5	97,3	25,2	2,8	mf [1] and [5]	L and D sf max/min L/W, D calf [43]	[3]
3575297540	35,75	29,75	330	80	220	16,7	7,4	84,2	23,7	2,4	mf [1] and [5]	L and D sf max/min L/W, D calf [43]	[3]
3575297540	35,75	29,75	330	80	220	16,0	7,3	72,9	22,4	2,1	mf [1] and [5]	L and D sf max/min L/W, D calf [43]	[3]
3575297540	35,75	29,75	330	80	220	15,4	7,2	63,1	21,1	1,8	mf [1] and [5]	L and D sf max/min L/W, D calf [43]	[3]
3575297540	35,75	29,75	330	80	220	14,8	7,1	54,6	19,9	1,6	mf [1] and [5]	L and D sf max/min L/W, D calf [43]	[3]
3575297540	35,75	29,75	330	80	220	14,2	7,0	47,3	18,8	1,4	mf [1] and [5]	L and D sf max/min L/W, D calf [43]	[3]
3575297540	35,75	29,75	330	80	220	13,7	6,9	41,0	17,7	1,2	mf [1] and [5]	L and D sf max/min L/W, D calf [43]	[3]
3575297540	35,75	29,75	330	80	220	13,2	6,8	35,5	16,7	1,0	mf [1] and [5]	L and D sf max/min L/W, D calf [43]	[3]
3575297540	35,75	29,75	330	80	220	12,8	6,7	30,7	15,7	0,9	mf [1] and [5]	L and D sf max/min L/W, D calf [43]	[3]
3575297540	35,75	29,75	330	80	220	12,3	6,6	26,6	14,8	0,8	mf [1] and [5]	L and D sf max/min L/W, D calf [43]	[3]
3575297540	35,75	29,75	330	80	220	11,9	6,5	23,0	14,0	0,7	mf [1] and [5]	[34]	[3]
3475227540	34,75	22,75	305	30	105	12,5	7,8	150	30,0	4,3	mf [11]	W hypothetical	[38]
3475227540	34,75	22,75	305	30	105	12,1	7,7	129,9	28,3	3,7	mf [11]	L and D sf max/min L/W, D calf [43]	[3]
3475227540	34,75	22,75	305	30	105	11,7	7,6	112,4	26,7	3,2	mf [11]	L and D sf max/min L/W, D calf [43]	[3]
3475227540	34,75	22,75	305	30	105	11,3	7,5	97,3	25,2	2,8	mf [11]	L and D sf max/min L/W, D calf [43]	[3]
3475227540	34,75	22,75	305	30	105	10,9	7,4	84,2	23,7	2,4	mf [11]	L and D sf max/min L/W, D calf [43]	[3]
3475227540	34,75	22,75	305	30	105	10,6	7,3	72,9	22,4	2,1	mf [11]	L and D sf max/min L/W, D calf [43]	[3]
3475227540	34,75	22,75	305	30	105	10,3	7,2	63,1	21,1	1,8	mf [11]	L and D sf max/min L/W, D calf [43]	[3]
3475227540	34,75	22,75	305	30	105	10,0	7,1	54,6	19,9	1,6	mf [11]	L and D sf max/min L/W, D calf [43]	[3]
3475227540	34,75	22,75	305	30	105	9,7	7,0	47,3	18,8	1,4	mf [11]	L and D sf max/min L/W, D calf [43]	[3]
3475227540	34,75	22,75	305	30	105	9,4	6,9	41,0	17,7	1,2	mf [11]	L and D sf max/min L/W, D calf [43]	[3]
3475227540	34,75	22,75	305	30	105	9,2	6,8	35,5	16,7	1,0	mf [11]	L and D sf max/min L/W, D calf [43]	[3]
3475227540	34,75	22,75	305	30	105	8,9	6,7	30,7	15,7	0,9	mf [11]	L and D sf max/min L/W, D calf [43]	[3]
3475227540	34,75	22,75	305	30	105	8,7	6,6	26,6	14,8	0,8	mf [11]	L and D sf max/min L/W, D calf [43]	[3]
3475227540	34,75	22,75	305	30	105	8,5	6,5	23,0	14,0	0,7	mf [11]	[34]	[3]
3475232540	34,75	23,25	305	30	105	12,5	7,8	150	30,0	4,3	mf [11]	W hypothetical	[38]
3475232540	34,75	23,25	305	30	105	12,1	7,7	129,9	28,3	3,7	mf [11]	L and D sf max/min L/W, D calf [43]	[3]
3475232540	34,75	23,25	305	30	105	11,7	7,6	112,4	26,7	3,2	mf [11]	L and D sf max/min L/W, D calf [43]	[3]
3475232540	34,75	23,25	305	30	105	11,3	7,5	97,3	25,2	2,8	mf [11]	L and D sf max/min L/W, D calf [43]	[3]
3475232540	34,75	23,25	305	30	105	10,9	7,4	84,2	23,7	2,4	mf [11]	L and D sf max/min L/W, D calf [43]	[3]
3475232540	34,75	23,25	305	30	105	10,6	7,3	72,9	22,4	2,1	mf [11]	L and D sf max/min L/W, D calf [43]	[3]
3475232540	34,75	23,25	305	30	105	10,3	7,2	63,1	21,1	1,8	mf [11]	L and D sf max/min L/W, D calf [43]	[3]
3475232540	34,75	23,25	305	30	105	10,0	7,1	54,6	19,9	1,6	mf [11]	L and D sf max/min L/W, D calf [43]	[3]
3475232540	34,75	23,25	305	30	105	9,7	7,0	47,3	18,8	1,4	mf [11]	L and D sf max/min L/W, D calf [43]	[3]
3475232540	34,75	23,25	305	30	105	9,4	6,9	41,0	17,7	1,2	mf [11]	L and D sf max/min L/W, D calf [43]	[3]
3475232540	34,75	23,25	305	30	105	9,2	6,8	35,5	16,7	1,0	mf [11]	L and D sf max/min L/W, D calf [43]	[3]
3475232540	34,75	23,25	305	30	105	8,9	6,7	30,7	15,7	0,9	mf [11]	L and D sf max/min L/W, D calf [43]	[3]
3475232540	34,75	23,25	305	30	105	8,7	6,6	26,6	14,8	0,8	mf [11]	L and D sf max/min L/W, D calf [43]	[3]
3475232540	34,75	23,25	305	30	105	8,5	6,5	23,0	14,0	0,7	mf [11]	[34]	[3]
3475332540	34,75	33,25	295	35	115	10,7	7,8	150	20,0	6,5	mf [6]	W mf [6]; L and D from [34]	[42]
3475332540	34,75	33,25	295	35	115	10,6	7,7	129,9	19,5	5,4	mf [6]	L and D sf max/min L/W, D calf [43]	[3]
3475332540	34,75	33,25	295	35	115	10,4	7,6	112,4	18,9	4,6	mf [6]	L and D sf max/min L/W, D calf [43]	[3]
3475332540	34,75	33,25	295	35	115	10,3	7,5	97,3	18,4	3,8	mf [6]	L and D sf max/min L/W, D calf [43]	[3]
3475332540	34,75	33,25	295	35	115	10,1	7,4	84,2	17,9	3,2	mf [6]	L and D sf max/min L/W, D calf [43]	[3]
3475332540	34,75	33,25	295	35	115	10,0	7,3	72,9	17,4	2,7	mf [6]	L and D sf max/min L/W, D calf [43]	[3]
3475332540	34,75	33,25	295	35	115	9,9	7,2	63,1	17,0	2,3	mf [6]	L and D sf max/min L/W, D calf [43]	[3]
3475332540	34,75	33,25	295	35	115	9,7	7,1	54,6	16,5	1,9	mf [6]	L and D sf max/min L/W, D calf [43]	[3]

Table H.1. Earthquake source parameters for each scenario at each analysis bin in 0-40 km depth.

Grid reference	Grid Center Coordinates		strike (°)	dip (°)	rake (°)	depth (km)	Mw	L (km)	W (km)	D (m)	References		
	LAT	LON									s/d/r/depth	L/W/D	Mw
3475332540	34,75	33,25	295	35	115	9,6	7,0	47,3	16,1	1,6	mf [6]	L and D sf max/min L/W, D calf [43]	[3]
3475332540	34,75	33,25	295	35	115	9,5	6,9	41,0	15,6	1,4	mf [6]	L and D sf max/min L/W, D calf [43]	[3]
3475332540	34,75	33,25	295	35	115	9,4	6,8	35,5	15,2	1,1	mf [6]	L and D sf max/min L/W, D calf [43]	[3]
3475332540	34,75	33,25	295	35	115	9,2	6,7	30,7	14,8	1,0	mf [6]	L and D sf max/min L/W, D calf [43]	[3]
3475332540	34,75	33,25	295	35	115	9,1	6,6	26,6	14,4	0,8	mf [6]	L and D sf max/min L/W, D calf [43]	[3]
3475332540	34,75	33,25	295	35	115	9,0	6,5	23,0	14,0	0,7	mf [6]	[34]	[3]
3475337540	34,75	33,75	295	35	105	10,7	7,8	150	20,0	6,5	mf [6]	W mf [6]; L and D from [34]	[42]
3475337540	34,75	33,75	295	35	105	10,6	7,7	129,9	19,5	5,4	mf [6]	L and D sf max/min L/W, D calf [43]	[3]
3475337540	34,75	33,75	295	35	105	10,4	7,6	112,4	18,9	4,6	mf [6]	L and D sf max/min L/W, D calf [43]	[3]
3475337540	34,75	33,75	295	35	105	10,3	7,5	97,3	18,4	3,8	mf [6]	L and D sf max/min L/W, D calf [43]	[3]
3475337540	34,75	33,75	295	35	105	10,1	7,4	84,2	17,9	3,2	mf [6]	L and D sf max/min L/W, D calf [43]	[3]
3475337540	34,75	33,75	295	35	105	10,0	7,3	72,9	17,4	2,7	mf [6]	L and D sf max/min L/W, D calf [43]	[3]
3475337540	34,75	33,75	295	35	105	9,9	7,2	63,1	17,0	2,3	mf [6]	L and D sf max/min L/W, D calf [43]	[3]
3475337540	34,75	33,75	295	35	105	9,7	7,1	54,6	16,5	1,9	mf [6]	L and D sf max/min L/W, D calf [43]	[3]
3475337540	34,75	33,75	295	35	105	9,6	7,0	47,3	16,1	1,6	mf [6]	L and D sf max/min L/W, D calf [43]	[3]
3475337540	34,75	33,75	295	35	105	9,5	6,9	41,0	15,6	1,4	mf [6]	L and D sf max/min L/W, D calf [43]	[3]
3475337540	34,75	33,75	295	35	105	9,4	6,8	35,5	15,2	1,1	mf [6]	L and D sf max/min L/W, D calf [43]	[3]
3475337540	34,75	33,75	295	35	105	9,2	6,7	30,7	14,8	1,0	mf [6]	L and D sf max/min L/W, D calf [43]	[3]
3475337540	34,75	33,75	295	35	105	9,1	6,6	26,6	14,4	0,8	mf [6]	L and D sf max/min L/W, D calf [43]	[3]
3475337540	34,75	33,75	295	35	105	9,0	6,5	23,0	14,0	0,7	mf [6]	[34]	[3]
3475342540	34,75	34,25	285	35	100	10,7	7,8	150	20,0	6,5	mf [6]	W mf [6]; L and D from [34]	[42]
3475342540	34,75	34,25	285	35	100	10,6	7,7	129,9	19,5	5,4	mf [6]	L and D sf max/min L/W, D calf [43]	[3]
3475342540	34,75	34,25	285	35	100	10,4	7,6	112,4	18,9	4,6	mf [6]	L and D sf max/min L/W, D calf [43]	[3]
3475342540	34,75	34,25	285	35	100	10,3	7,5	97,3	18,4	3,8	mf [6]	L and D sf max/min L/W, D calf [43]	[3]
3475342540	34,75	34,25	285	35	100	10,1	7,4	84,2	17,9	3,2	mf [6]	L and D sf max/min L/W, D calf [43]	[3]
3475342540	34,75	34,25	285	35	100	10,0	7,3	72,9	17,4	2,7	mf [6]	L and D sf max/min L/W, D calf [43]	[3]
3475342540	34,75	34,25	285	35	100	9,9	7,2	63,1	17,0	2,3	mf [6]	L and D sf max/min L/W, D calf [43]	[3]
3475342540	34,75	34,25	285	35	100	9,7	7,1	54,6	16,5	1,9	mf [6]	L and D sf max/min L/W, D calf [43]	[3]
3475342540	34,75	34,25	285	35	100	9,6	7,0	47,3	16,1	1,6	mf [6]	L and D sf max/min L/W, D calf [43]	[3]
3475342540	34,75	34,25	285	35	100	9,5	6,9	41,0	15,6	1,4	mf [6]	L and D sf max/min L/W, D calf [43]	[3]
3475342540	34,75	34,25	285	35	100	9,4	6,8	35,5	15,2	1,1	mf [6]	L and D sf max/min L/W, D calf [43]	[3]
3475342540	34,75	34,25	285	35	100	9,2	6,7	30,7	14,8	1,0	mf [6]	L and D sf max/min L/W, D calf [43]	[3]
3475342540	34,75	34,25	285	35	100	9,1	6,6	26,6	14,4	0,8	mf [6]	L and D sf max/min L/W, D calf [43]	[3]
3475342540	34,75	34,25	285	35	100	9,0	6,5	23,0	14,0	0,7	mf [6]	[34]	[3]
3425242540	34,25	24,25	280	60	95	18,0	7,8	150	30,0	4,3	mf [15]	[34]	[38]
3425242540	34,25	24,25	280	60	95	17,3	7,7	129,9	28,3	3,7	mf [15]	[34]	[3]
3425242540	34,25	24,25	280	60	95	16,6	7,6	112,4	26,7	3,2	mf [15]	[34]	[3]
3425242540	34,25	24,25	280	60	95	15,9	7,5	97,3	25,2	2,8	mf [15]	[34]	[3]
3425242540	34,25	24,25	280	60	95	15,3	7,4	84,2	23,7	2,4	mf [15]	[34]	[3]
3425242540	34,25	24,25	280	60	95	14,7	7,3	72,9	22,4	2,1	mf [15]	[34]	[3]
3425242540	34,25	24,25	280	60	95	14,1	7,2	63,1	21,1	1,8	mf [15]	[34]	[3]
3425242540	34,25	24,25	280	60	95	13,6	7,1	54,6	19,9	1,6	mf [15]	[34]	[3]
3425242540	34,25	24,25	280	60	95	13,1	7,0	47,3	18,8	1,4	mf [15]	[34]	[3]
3425242540	34,25	24,25	280	60	95	12,7	6,9	41,0	17,7	1,2	mf [15]	[34]	[3]
3425242540	34,25	24,25	280	60	95	12,2	6,8	35,5	16,7	1,0	mf [15]	[34]	[3]
3425242540	34,25	24,25	280	60	95	11,8	6,7	30,7	15,7	0,9	mf [15]	[34]	[3]
3425242540	34,25	24,25	280	60	95	11,4	6,6	26,6	14,8	0,8	mf [15]	[34]	[3]
3425242540	34,25	24,25	280	60	95	11,1	6,5	23,0	14,0	0,7	mf [15]	[34]	[3]
3425332540	34,25	33,25	285	35	115	10,7	7,8	150	20,0	6,5	mf [6]	W mf [6]; L and D from [34]	[42]
3425332540	34,25	33,25	285	35	115	10,6	7,7	129,9	19,5	5,4	mf [6]	L and D sf max/min L/W, D calf [43]	[3]
3425332540	34,25	33,25	285	35	115	10,4	7,6	112,4	18,9	4,6	mf [6]	L and D sf max/min L/W, D calf [43]	[3]
3425332540	34,25	33,25	285	35	115	10,3	7,5	97,3	18,4	3,8	mf [6]	L and D sf max/min L/W, D calf [43]	[3]
3425332540	34,25	33,25	285	35	115	10,1	7,4	84,2	17,9	3,2	mf [6]	L and D sf max/min L/W, D calf [43]	[3]
3425332540	34,25	33,25	285	35	115	10,0	7,3	72,9	17,4	2,7	mf [6]	L and D sf max/min L/W, D calf [43]	[3]
3425332540	34,25	33,25	285	35	115	9,9	7,2	63,1	17,0	2,3	mf [6]	L and D sf max/min L/W, D calf [43]	[3]
3425332540	34,25	33,25	285	35	115	9,7	7,1	54,6	16,5	1,9	mf [6]	L and D sf max/min L/W, D calf [43]	[3]
3425332540	34,25	33,25	285	35	115	9,6	7,0	47,3	16,1	1,6	mf [6]	L and D sf max/min L/W, D calf [43]	[3]
3425332540	34,25	33,25	285	35	115	9,5	6,9	41,0	15,6	1,4	mf [6]	L and D sf max/min L/W, D calf [43]	[3]
3425332540	34,25	33,25	285	35	115	9,4	6,8	35,5	15,2	1,1	mf [6]	L and D sf max/min L/W, D calf [43]	[3]
3425332540	34,25	33,25	285	35	115	9,2	6,7	30,7	14,8	1,0	mf [6]	L and D sf max/min L/W, D calf [43]	[3]
3425332540	34,25	33,25	285	35	115	9,1	6,6	26,6	14,4	0,8	mf [6]	L and D sf max/min L/W, D calf [43]	[3]
3425332540	34,25	33,25	285	35	115	9,0	6,5	23,0	14,0	0,7	mf [6]	[34]	[3]
3975242540	39,75	24,25	230	70	185	13,2	7,6	150	17,5	3,7	mf [6]	W mf [6]; L and D from [34]	[6]
3975242540	39,75	24,25	230	70	185	13,0	7,5	127,5	17,0	3,2	mf [6]	L and D sf max/min L/W, D calf [43]	[3]
3975242540	39,75	24,25	230	70	185	12,8	7,4	108,3	16,6	2,7	mf [6]	L and D sf max/min L/W, D calf [43]	[3]
3975242540	39,75	24,25	230	70	185	12,6	7,3	92,0	16,1	2,3	mf [6]	L and D sf max/min L/W, D calf [43]	[3]
3975242540	39,75	24,25	230	70	185	12,4	7,2	78,2	15,7	2,0	mf [6]	L and D sf max/min L/W, D calf [43]	[3]
3975242540	39,75	24,25	230	70	185	12,2	7,1	66,4	15,3	1,7	mf [6]	L and D sf max/min L/W, D calf [43]	[3]
3975242540	39,75	24,25	230	70	185	12,0	7,0	56,4	14,9	1,5	mf [6]	L and D sf max/min L/W, D calf [43]	[3]
3975242540	39,75	24,25	230	70	185	11,8	6,9	48,0	14,5	1,2	mf [6]	L and D sf max/min L/W, D calf [43]	[3]
3975242540	39,75	24,25	230	70	185	11,6	6,8	40,8	14,1	1,1	mf [6]	L and D sf max/min L/W, D calf [43]	[3]
3975242540	39,75	24,25	230	70	185	11,4	6,7	34,6	13,7	0,9	mf [6]	L and D sf max/min L/W, D calf [43]	[3]

Table H.1. Earthquake source parameters for each scenario at each analysis bin in 0-40 km depth.

Grid reference	Grid Center Coordinates		strike (°)	dip (°)	rake (°)	depth (km)	Mw	L (km)	W (km)	D (m)	References		
	LAT	LON									s/d/r/depth	L/W/D	Mw
3975242540	39,75	24,25	230	70	185	11,3	6,6	29,4	13,4	0,8	mf [6]	L and D sf max/min L/W, D calf [43]	[3]
3975242540	39,75	24,25	230	70	185	11,1	6,5	25,0	13,0	0,7	mf [6]	[34]	[3]
3975247540	39,75	24,75	230	70	185	13,2	7,6	150	17,5	3,7	mf [6]	W mf [6]; L and D from [34]	[6]
3975247540	39,75	24,75	230	70	185	13,0	7,5	127,5	17,0	3,2	mf [6]	L and D sf max/min L/W, D calf [43]	[3]
3975247540	39,75	24,75	230	70	185	12,8	7,4	108,3	16,6	2,7	mf [6]	L and D sf max/min L/W, D calf [43]	[3]
3975247540	39,75	24,75	230	70	185	12,6	7,3	92,0	16,1	2,3	mf [6]	L and D sf max/min L/W, D calf [43]	[3]
3975247540	39,75	24,75	230	70	185	12,4	7,2	78,2	15,7	2,0	mf [6]	L and D sf max/min L/W, D calf [43]	[3]
3975247540	39,75	24,75	230	70	185	12,2	7,1	66,4	15,3	1,7	mf [6]	L and D sf max/min L/W, D calf [43]	[3]
3975247540	39,75	24,75	230	70	185	12,0	7,0	56,4	14,9	1,5	mf [6]	L and D sf max/min L/W, D calf [43]	[3]
3975247540	39,75	24,75	230	70	185	11,8	6,9	48,0	14,5	1,2	mf [6]	L and D sf max/min L/W, D calf [43]	[3]
3975247540	39,75	24,75	230	70	185	11,6	6,8	40,8	14,1	1,1	mf [6]	L and D sf max/min L/W, D calf [43]	[3]
3975247540	39,75	24,75	230	70	185	11,4	6,7	34,6	13,7	0,9	mf [6]	L and D sf max/min L/W, D calf [43]	[3]
3975247540	39,75	24,75	230	70	185	11,3	6,6	29,4	13,4	0,8	mf [6]	L and D sf max/min L/W, D calf [43]	[3]
3975247540	39,75	24,75	230	70	185	11,1	6,5	25,0	13,0	0,7	mf [6]	[34]	[3]
3925237540	39,25	23,75	215	70	185	13,2	7,6	150	17,5	3,7	mf [6]	W mf [6]; L and D from [34]	[6]
3925237540	39,25	23,75	215	70	185	13,0	7,5	127,5	17,0	3,2	mf [6]	L and D sf max/min L/W, D calf [43]	[3]
3925237540	39,25	23,75	215	70	185	12,8	7,4	108,3	16,6	2,7	mf [6]	L and D sf max/min L/W, D calf [43]	[3]
3925237540	39,25	23,75	215	70	185	12,6	7,3	92,0	16,1	2,3	mf [6]	L and D sf max/min L/W, D calf [43]	[3]
3925237540	39,25	23,75	215	70	185	12,4	7,2	78,2	15,7	2,0	mf [6]	L and D sf max/min L/W, D calf [43]	[3]
3925237540	39,25	23,75	215	70	185	12,2	7,1	66,4	15,3	1,7	mf [6]	L and D sf max/min L/W, D calf [43]	[3]
3925237540	39,25	23,75	215	70	185	12,0	7,0	56,4	14,9	1,5	mf [6]	L and D sf max/min L/W, D calf [43]	[3]
3925237540	39,25	23,75	215	70	185	11,8	6,9	48,0	14,5	1,2	mf [6]	L and D sf max/min L/W, D calf [43]	[3]
3925237540	39,25	23,75	215	70	185	11,6	6,8	40,8	14,1	1,1	mf [6]	L and D sf max/min L/W, D calf [43]	[3]
3925237540	39,25	23,75	215	70	185	11,4	6,7	34,6	13,7	0,9	mf [6]	L and D sf max/min L/W, D calf [43]	[3]
3925237540	39,25	23,75	215	70	185	11,3	6,6	29,4	13,4	0,8	mf [6]	L and D sf max/min L/W, D calf [43]	[3]
3925237540	39,25	23,75	215	70	185	11,1	6,5	25,0	13,0	0,7	mf [6]	[34]	[3]
3925242540	39,25	24,25	320	80	5	14,8	7,6	150	20,0	3,2	mf [6]	W mf [6]; L and D from [34]	[6]
3925242540	39,25	24,25	320	80	5	14,5	7,5	127,5	19,2	2,8	mf [6]	L and D sf max/min L/W, D calf [43]	[3]
3925242540	39,25	24,25	320	80	5	14,1	7,4	108,3	18,5	2,4	mf [6]	L and D sf max/min L/W, D calf [43]	[3]
3925242540	39,25	24,25	320	80	5	13,8	7,3	92,0	17,8	2,1	mf [6]	L and D sf max/min L/W, D calf [43]	[3]
3925242540	39,25	24,25	320	80	5	13,4	7,2	78,2	17,1	1,8	mf [6]	L and D sf max/min L/W, D calf [43]	[3]
3925242540	39,25	24,25	320	80	5	13,1	7,1	66,4	16,4	1,6	mf [6]	L and D sf max/min L/W, D calf [43]	[3]
3925242540	39,25	24,25	320	80	5	12,8	7,0	56,4	15,8	1,4	mf [6]	L and D sf max/min L/W, D calf [43]	[3]
3925242540	39,25	24,25	320	80	5	12,5	6,9	48,0	15,2	1,2	mf [6]	L and D sf max/min L/W, D calf [43]	[3]
3925242540	39,25	24,25	320	80	5	12,2	6,8	40,8	14,6	1,0	mf [6]	L and D sf max/min L/W, D calf [43]	[3]
3925242540	39,25	24,25	320	80	5	11,9	6,7	34,6	14,1	0,9	mf [6]	L and D sf max/min L/W, D calf [43]	[3]
3925242540	39,25	24,25	320	80	5	11,7	6,6	29,4	13,5	0,8	mf [6]	L and D sf max/min L/W, D calf [43]	[3]
3925242540	39,25	24,25	320	80	5	11,4	6,5	25,0	13,0	0,7	mf [6]	[34]	[3]
3675277540	36,75	27,75	85	60	275	11,5	7,6	150	15,0	4,3	mf [6]	W mf [6]; L and D from [34]	[36]
3675277540	36,75	27,75	85	60	275	11,5	7,5	126,5	14,9	3,7	mf [6]	L and D sf max/min L/W, D calf [43]	[3]
3675277540	36,75	27,75	85	60	275	11,4	7,4	106,7	14,8	3,1	mf [6]	L and D sf max/min L/W, D calf [43]	[3]
3675277540	36,75	27,75	85	60	275	11,4	7,3	89,9	14,7	2,6	mf [6]	L and D sf max/min L/W, D calf [43]	[3]
3675277540	36,75	27,75	85	60	275	11,3	7,2	75,9	14,6	2,2	mf [6]	L and D sf max/min L/W, D calf [43]	[3]
3675277540	36,75	27,75	85	60	275	11,3	7,1	64,0	14,5	1,9	mf [6]	L and D sf max/min L/W, D calf [43]	[3]
3675277540	36,75	27,75	85	60	275	11,3	7,0	53,9	14,4	1,6	mf [6]	L and D sf max/min L/W, D calf [43]	[3]
3675277540	36,75	27,75	85	60	275	11,2	6,9	45,5	14,4	1,3	mf [6]	L and D sf max/min L/W, D calf [43]	[3]
3675277540	36,75	27,75	85	60	275	11,2	6,8	38,4	14,3	1,1	mf [6]	L and D sf max/min L/W, D calf [43]	[3]
3675277540	36,75	27,75	85	60	275	11,1	6,7	32,3	14,2	0,9	mf [6]	L and D sf max/min L/W, D calf [43]	[3]
3675277540	36,75	27,75	85	60	275	11,1	6,6	27,3	14,1	0,8	mf [6]	L and D sf max/min L/W, D calf [43]	[3]
3675277540	36,75	27,75	85	60	275	11,1	6,5	23,0	14,0	0,7	mf [6]	[34]	[3]
3625277540	36,25	27,75	180	65	165	10,7	7,6	150	12,5	5,2	mf [1] [4] and [5]	W averaged from 3625272540 and 3625297540; L and D from [34]	[36]
3625277540	36,25	27,75	180	65	165	10,7	7,5	127,5	12,5	4,3	mf [1] [4] and [5]	L and D sf max/min L/W, D calf [43]	[3]
3625277540	36,25	27,75	180	65	165	10,7	7,4	108,3	12,5	3,6	mf [1] [4] and [5]	L and D sf max/min L/W, D calf [43]	[3]
3625277540	36,25	27,75	180	65	165	10,7	7,3	92,0	12,5	3,0	mf [1] [4] and [5]	L and D sf max/min L/W, D calf [43]	[3]
3625277540	36,25	27,75	180	65	165	10,7	7,2	78,2	12,5	2,5	mf [1] [4] and [5]	L and D sf max/min L/W, D calf [43]	[3]
3625277540	36,25	27,75	180	65	165	10,7	7,1	66,4	12,5	2,1	mf [1] [4] and [5]	L and D sf max/min L/W, D calf [43]	[3]
3625277540	36,25	27,75	180	65	165	10,7	7,0	56,4	12,5	1,7	mf [1] [4] and [5]	L and D sf max/min L/W, D calf [43]	[3]
3625277540	36,25	27,75	180	65	165	10,7	6,9	48,0	12,5	1,4	mf [1] [4] and [5]	L and D sf max/min L/W, D calf [43]	[3]
3625277540	36,25	27,75	180	65	165	10,7	6,8	40,8	12,5	1,2	mf [1] [4] and [5]	L and D sf max/min L/W, D calf [43]	[3]
3625277540	36,25	27,75	180	65	165	10,7	6,7	34,6	12,5	1,0	mf [1] [4] and [5]	L and D sf max/min L/W, D calf [43]	[3]
3625277540	36,25	27,75	180	65	165	10,7	6,6	29,4	12,5	0,8	mf [1] [4] and [5]	L and D sf max/min L/W, D calf [43]	[3]
3625277540	36,25	27,75	180	65	165	10,7	6,5	25,0	12,5	0,7	mf [1] [4] and [5]	[34]	[3]
3325352540	33,25	35,25	200	50	15	11,7	7,6	150	17,5	3,7	mf [17]	W hypothetical; L and D from [34]	[36]
3325352540	33,25	35,25	200	50	15	11,6	7,5	126,5	17,1	3,2	mf [17]	L and D sf max/min L/W, D calf [43]	[3]
3325352540	33,25	35,25	200	50	15	11,4	7,4	106,7	16,8	2,7	mf [17]	L and D sf max/min L/W, D calf [43]	[3]
3325352540	33,25	35,25	200	50	15	11,3	7,3	89,9	16,5	2,3	mf [17]	L and D sf max/min L/W, D calf [43]	[3]
3325352540	33,25	35,25	200	50	15	11,2	7,2	75,9	16,1	2,0	mf [17]	L and D sf max/min L/W, D calf [43]	[3]
3325352540	33,25	35,25	200	50	15	11,1	7,1	64,0	15,8	1,7	mf [17]	L and D sf max/min L/W, D calf [43]	[3]
3325352540	33,25	35,25	200	50	15	10,9	7,0	53,9	15,5	1,5	mf [17]	L and D sf max/min L/W, D calf [43]	[3]
3325352540	33,25	35,25	200	50	15	10,8	6,9	45,5	15,2	1,3	mf [17]	L and D sf max/min L/W, D calf [43]	[3]
3325352540	33,25	35,25	200	50	15	10,7	6,8	38,4	14,9	1,1	mf [17]	L and D sf max/min L/W, D calf [43]	[3]
3325352540	33,25	35,25	200	50	15	10,6	6,7	32,3	14,6	0,9	mf [17]	L and D sf max/min L/W, D calf [43]	[3]

Table H.1. Earthquake source parameters for each scenario at each analysis bin in 0-40 km depth.

Grid reference	Grid Center Coordinates		strike (°)	dip (°)	rake (°)	depth (km)	Mw	L (km)	W (km)	D (m)	References		
	LAT	LON									s/d/r/depth	L/W/D	Mw
3325352540	33,25	35,25	200	50	15	10,5	6,6	27,3	14,3	0,8	mf [17]	L and D sf max/min L/W, D calf [43]	[3]
3325352540	33,25	35,25	200	50	15	10,4	6,5	23,0	14,0	0,7	mf [17]	[34]	[3]
4425332540	44,25	33,25	120	45	270	13,8	7,5	126	25	2,8	[3]	W hypothetical, L and D from [34]	[36]
4425332540	44,25	33,25	120	45	270	13,3	7,4	106,3	23,6	1,9	[3]	L and D sf max/min L/W, D calf [43]	[3]
4425332540	44,25	33,25	120	45	270	12,9	7,3	89,7	22,3	1,7	[3]	L and D sf max/min L/W, D calf [43]	[3]
4425332540	44,25	33,25	120	45	270	12,4	7,2	75,6	21,0	1,5	[3]	L and D sf max/min L/W, D calf [43]	[3]
4425332540	44,25	33,25	120	45	270	12,0	7,1	63,8	19,8	1,4	[3]	L and D sf max/min L/W, D calf [43]	[3]
4425332540	44,25	33,25	120	45	270	11,6	7,0	53,8	18,7	1,2	[3]	L and D sf max/min L/W, D calf [43]	[3]
4425332540	44,25	33,25	120	45	270	11,2	6,9	45,4	17,7	1,1	[3]	L and D sf max/min L/W, D calf [43]	[3]
4425332540	44,25	33,25	120	45	270	10,9	6,8	38,3	16,7	1,0	[3]	L and D sf max/min L/W, D calf [43]	[3]
4425332540	44,25	33,25	120	45	270	10,6	6,7	32,3	15,7	0,9	[3]	L and D sf max/min L/W, D calf [43]	[3]
4425332540	44,25	33,25	120	45	270	10,2	6,6	27,3	14,8	0,8	[3]	L and D sf max/min L/W, D calf [43]	[3]
4425332540	44,25	33,25	120	45	270	9,9	6,5	23,0	14,0	0,7	[3]	[34]	[3]
4025252540	40,25	25,25	90	65	195	12,9	7,5	150	17,5	2,6	mf [6]	W mf [6]; L and D from [34]	[12]
4025252540	40,25	25,25	90	65	195	12,8	7,4	124,4	17,1	2,3	mf [6]	L and D sf max/min L/W, D calf [43]	[3]
4025252540	40,25	25,25	90	65	195	12,6	7,3	103,1	16,7	2,0	mf [6]	L and D sf max/min L/W, D calf [43]	[3]
4025252540	40,25	25,25	90	65	195	12,4	7,2	85,5	16,4	1,7	mf [6]	L and D sf max/min L/W, D calf [43]	[3]
4025252540	40,25	25,25	90	65	195	12,3	7,1	70,9	16,0	1,5	mf [6]	L and D sf max/min L/W, D calf [43]	[3]
4025252540	40,25	25,25	90	65	195	12,1	7,0	58,7	15,7	1,3	mf [6]	L and D sf max/min L/W, D calf [43]	[3]
4025252540	40,25	25,25	90	65	195	11,9	6,9	48,7	15,3	1,2	mf [6]	L and D sf max/min L/W, D calf [43]	[3]
4025252540	40,25	25,25	90	65	195	11,8	6,8	40,4	15,0	1,0	mf [6]	L and D sf max/min L/W, D calf [43]	[3]
4025252540	40,25	25,25	90	65	195	11,6	6,7	33,5	14,6	0,9	mf [6]	L and D sf max/min L/W, D calf [43]	[3]
4025252540	40,25	25,25	90	65	195	11,5	6,6	27,7	14,3	0,8	mf [6]	L and D sf max/min L/W, D calf [43]	[3]
4025252540	40,25	25,25	90	65	195	11,3	6,5	23,0	14,0	0,7	mf [6]	[34]	[3]
4025262540	40,25	26,25	65	70	210	14,4	7,5	150	20,0	2,3	mf [6]	W mf [6]; L and D from [34]	[12]
4025262540	40,25	26,25	65	70	210	14,1	7,4	124,4	19,3	2,0	mf [6]	L and D sf max/min L/W, D calf [43]	[3]
4025262540	40,25	26,25	65	70	210	13,7	7,3	103,1	18,6	1,8	mf [6]	L and D sf max/min L/W, D calf [43]	[3]
4025262540	40,25	26,25	65	70	210	13,4	7,2	85,5	18,0	1,6	mf [6]	L and D sf max/min L/W, D calf [43]	[3]
4025262540	40,25	26,25	65	70	210	13,1	7,1	70,9	17,3	1,4	mf [6]	L and D sf max/min L/W, D calf [43]	[3]
4025262540	40,25	26,25	65	70	210	12,9	7,0	58,7	16,7	1,2	mf [6]	L and D sf max/min L/W, D calf [43]	[3]
4025262540	40,25	26,25	65	70	210	12,6	6,9	48,7	16,1	1,1	mf [6]	L and D sf max/min L/W, D calf [43]	[3]
4025262540	40,25	26,25	65	70	210	12,3	6,8	40,4	15,6	1,0	mf [6]	L and D sf max/min L/W, D calf [43]	[3]
4025262540	40,25	26,25	65	70	210	12,1	6,7	33,5	15,0	0,9	mf [6]	L and D sf max/min L/W, D calf [43]	[3]
4025262540	40,25	26,25	65	70	210	11,8	6,6	27,7	14,5	0,8	mf [6]	L and D sf max/min L/W, D calf [43]	[3]
4025262540	40,25	26,25	65	70	210	11,6	6,5	23,0	14,0	0,7	mf [6]	[34]	[3]
3475327540	34,75	32,75	315	35	115	10,7	7,5	150	20,0	2,3	mf [6]	W mf [6]; L and D from [34]	[36]
3475327540	34,75	32,75	315	35	115	10,5	7,4	124,4	19,3	2,0	mf [6]	L and D sf max/min L/W, D calf [43]	[3]
3475327540	34,75	32,75	315	35	115	10,3	7,3	103,1	18,6	1,8	mf [6]	L and D sf max/min L/W, D calf [43]	[3]
3475327540	34,75	32,75	315	35	115	10,2	7,2	85,5	18,0	1,6	mf [6]	L and D sf max/min L/W, D calf [43]	[3]
3475327540	34,75	32,75	315	35	115	10,0	7,1	70,9	17,3	1,4	mf [6]	L and D sf max/min L/W, D calf [43]	[3]
3475327540	34,75	32,75	315	35	115	9,8	7,0	58,7	16,7	1,2	mf [6]	L and D sf max/min L/W, D calf [43]	[3]
3475327540	34,75	32,75	315	35	115	9,6	6,9	48,7	16,1	1,1	mf [6]	L and D sf max/min L/W, D calf [43]	[3]
3475327540	34,75	32,75	315	35	115	9,5	6,8	40,4	15,6	1,0	mf [6]	L and D sf max/min L/W, D calf [43]	[3]
3475327540	34,75	32,75	315	35	115	9,3	6,7	33,5	15,0	0,9	mf [6]	L and D sf max/min L/W, D calf [43]	[3]
3475327540	34,75	32,75	315	35	115	9,2	6,6	27,7	14,5	0,8	mf [6]	L and D sf max/min L/W, D calf [43]	[3]
3475327540	34,75	32,75	315	35	115	9,0	6,5	23,0	14,0	0,7	mf [6]	[34]	[3]
3425327540	34,25	32,75	305	35	115	10,7	7,5	150	20,0	2,3	mf [6]	W mf [6]; L and D from [34]	[36]
3425327540	34,25	32,75	305	35	115	10,5	7,4	124,4	19,3	2,0	mf [6]	L and D sf max/min L/W, D calf [43]	[3]
3425327540	34,25	32,75	305	35	115	10,3	7,3	103,1	18,6	1,8	mf [6]	L and D sf max/min L/W, D calf [43]	[3]
3425327540	34,25	32,75	305	35	115	10,2	7,2	85,5	18,0	1,6	mf [6]	L and D sf max/min L/W, D calf [43]	[3]
3425327540	34,25	32,75	305	35	115	10,0	7,1	70,9	17,3	1,4	mf [6]	L and D sf max/min L/W, D calf [43]	[3]
3425327540	34,25	32,75	305	35	115	9,8	7,0	58,7	16,7	1,2	mf [6]	L and D sf max/min L/W, D calf [43]	[3]
3425327540	34,25	32,75	305	35	115	9,6	6,9	48,7	16,1	1,1	mf [6]	L and D sf max/min L/W, D calf [43]	[3]
3425327540	34,25	32,75	305	35	115	9,5	6,8	40,4	15,6	1,0	mf [6]	L and D sf max/min L/W, D calf [43]	[3]
3425327540	34,25	32,75	305	35	115	9,3	6,7	33,5	15,0	0,9	mf [6]	L and D sf max/min L/W, D calf [43]	[3]
3425327540	34,25	32,75	305	35	115	9,2	6,6	27,7	14,5	0,8	mf [6]	L and D sf max/min L/W, D calf [43]	[3]
3425327540	34,25	32,75	305	35	115	9,0	6,5	23,0	14,0	0,7	mf [6]	[34]	[3]
3575327540	35,75	32,75	30	65	145	14,1	7,4	126	20,0	2,8	mf [6]	W mf [6]; L and D from [34]	[6]
3575327540	35,75	32,75	30	65	145	13,7	7,3	104,3	19,2	1,7	mf [6]	L and D sf max/min L/W, D calf [43]	[3]
3575327540	35,75	32,75	30	65	145	13,4	7,2	86,3	18,5	1,5	mf [6]	L and D sf max/min L/W, D calf [43]	[3]
3575327540	35,75	32,75	30	65	145	13,0	7,1	71,5	17,8	1,4	mf [6]	L and D sf max/min L/W, D calf [43]	[3]
3575327540	35,75	32,75	30	65	145	12,7	7,0	59,2	17,1	1,2	mf [6]	L and D sf max/min L/W, D calf [43]	[3]
3575327540	35,75	32,75	30	65	145	12,4	6,9	49,0	16,4	1,1	mf [6]	L and D sf max/min L/W, D calf [43]	[3]
3575327540	35,75	32,75	30	65	145	12,1	6,8	40,5	15,8	1,0	mf [6]	L and D sf max/min L/W, D calf [43]	[3]
3575327540	35,75	32,75	30	65	145	11,9	6,7	33,6	15,2	0,9	mf [6]	L and D sf max/min L/W, D calf [43]	[3]
3575327540	35,75	32,75	30	65	145	11,6	6,6	27,8	14,6	0,8	mf [6]	L and D sf max/min L/W, D calf [43]	[3]
3575327540	35,75	32,75	30	65	145	11,3	6,5	23,0	14,0	0,7	mf [6]	[34]	[3]
3525322540	35,25	32,25	30	65	145	14,1	7,4	126	20,0	2,8	mf [6]	W mf [6]; L and D from [34]	[6]
3525322540	35,25	32,25	30	65	145	13,7	7,3	104,3	19,2	1,7	mf [6]	L and D sf max/min L/W, D calf [43]	[3]
3525322540	35,25	32,25	30	65	145	13,4	7,2	86,3	18,5	1,5	mf [6]	L and D sf max/min L/W, D calf [43]	[3]
3525322540	35,25	32,25	30	65	145	13,0	7,1	71,5	17,8	1,4	mf [6]	L and D sf max/min L/W, D calf [43]	[3]
3525322540	35,25	32,25	30	65	145	12,7	7,0	59,2	17,1	1,2	mf [6]	L and D sf max/min L/W, D calf [43]	[3]

Table H.1. Earthquake source parameters for each scenario at each analysis bin in 0-40 km depth.

Grid reference	Grid Center Coordinates		strike (°)	dip (°)	rake (°)	depth (km)	Mw	L (km)	W (km)	D (m)	References		
	LAT	LON									s/d/r/depth	L/W/D	Mw
3525322540	35,25	32,25	30	65	145	12,4	6,9	49,0	16,4	1,1	mf [6]	L and D sf max/min L/W, D calf [43]	[3]
3525322540	35,25	32,25	30	65	145	12,1	6,8	40,5	15,8	1,0	mf [6]	L and D sf max/min L/W, D calf [43]	[3]
3525322540	35,25	32,25	30	65	145	11,9	6,7	33,6	15,2	0,9	mf [6]	L and D sf max/min L/W, D calf [43]	[3]
3525322540	35,25	32,25	30	65	145	11,6	6,6	27,8	14,6	0,8	mf [6]	L and D sf max/min L/W, D calf [43]	[3]
3525322540	35,25	32,25	30	65	145	11,3	6,5	23,0	14,0	0,7	mf [6]	[34]	[3]
3525327540	35,25	32,75	30	65	145	14,1	7,4	126	20,0	2,8	mf [6]	W mf [6]; L and D from [34]	[6]
3525327540	35,25	32,75	30	65	145	13,7	7,3	104,3	19,2	1,7	mf [6]	L and D sf max/min L/W, D calf [43]	[3]
3525327540	35,25	32,75	30	65	145	13,4	7,2	86,3	18,5	1,5	mf [6]	L and D sf max/min L/W, D calf [43]	[3]
3525327540	35,25	32,75	30	65	145	13,0	7,1	71,5	17,8	1,4	mf [6]	L and D sf max/min L/W, D calf [43]	[3]
3525327540	35,25	32,75	30	65	145	12,7	7,0	59,2	17,1	1,2	mf [6]	L and D sf max/min L/W, D calf [43]	[3]
3525327540	35,25	32,75	30	65	145	12,4	6,9	49,0	16,4	1,1	mf [6]	L and D sf max/min L/W, D calf [43]	[3]
3525327540	35,25	32,75	30	65	145	12,1	6,8	40,5	15,8	1,0	mf [6]	L and D sf max/min L/W, D calf [43]	[3]
3525327540	35,25	32,75	30	65	145	11,9	6,7	33,6	15,2	0,9	mf [6]	L and D sf max/min L/W, D calf [43]	[3]
3525327540	35,25	32,75	30	65	145	11,6	6,6	27,8	14,6	0,8	mf [6]	L and D sf max/min L/W, D calf [43]	[3]
3525327540	35,25	32,75	30	65	145	11,3	6,5	23,0	14,0	0,7	mf [6]	[34]	[3]
3475317540	34,75	31,75	40	65	145	14,1	7,4	126	20,0	2,8	cf 3475322540	cf 3475322540; ; L and D from [34]	[6]
3475317540	34,75	31,75	40	65	145	13,7	7,3	104,3	19,2	1,7	cf 3475322540	L and D sf max/min L/W, D calf [43]	[3]
3475317540	34,75	31,75	40	65	145	13,4	7,2	86,3	18,5	1,5	cf 3475322540	L and D sf max/min L/W, D calf [43]	[3]
3475317540	34,75	31,75	40	65	145	13,0	7,1	71,5	17,8	1,4	cf 3475322540	L and D sf max/min L/W, D calf [43]	[3]
3475317540	34,75	31,75	40	65	145	12,7	7,0	59,2	17,1	1,2	cf 3475322540	L and D sf max/min L/W, D calf [43]	[3]
3475317540	34,75	31,75	40	65	145	12,4	6,9	49,0	16,4	1,1	cf 3475322540	L and D sf max/min L/W, D calf [43]	[3]
3475317540	34,75	31,75	40	65	145	12,1	6,8	40,5	15,8	1,0	cf 3475322540	L and D sf max/min L/W, D calf [43]	[3]
3475317540	34,75	31,75	40	65	145	11,9	6,7	33,6	15,2	0,9	cf 3475322540	L and D sf max/min L/W, D calf [43]	[3]
3475317540	34,75	31,75	40	65	145	11,6	6,6	27,8	14,6	0,8	cf 3475322540	L and D sf max/min L/W, D calf [43]	[3]
3475317540	34,75	31,75	40	65	145	11,3	6,5	23,0	14,0	0,7	cf 3475322540	[34]	[3]
3475322540	34,75	32,25	40	65	145	14,1	7,4	126	20,0	2,8	mf [6]	W mf [6]; L and D from [34]	[6]
3475322540	34,75	32,25	40	65	145	13,7	7,3	104,3	19,2	1,7	mf [6]	L and D sf max/min L/W, D calf [43]	[3]
3475322540	34,75	32,25	40	65	145	13,4	7,2	86,3	18,5	1,5	mf [6]	L and D sf max/min L/W, D calf [43]	[3]
3475322540	34,75	32,25	40	65	145	13,0	7,1	71,5	17,8	1,4	mf [6]	L and D sf max/min L/W, D calf [43]	[3]
3475322540	34,75	32,25	40	65	145	12,7	7,0	59,2	17,1	1,2	mf [6]	L and D sf max/min L/W, D calf [43]	[3]
3475322540	34,75	32,25	40	65	145	12,4	6,9	49,0	16,4	1,1	mf [6]	L and D sf max/min L/W, D calf [43]	[3]
3475322540	34,75	32,25	40	65	145	12,1	6,8	40,5	15,8	1,0	mf [6]	L and D sf max/min L/W, D calf [43]	[3]
3475322540	34,75	32,25	40	65	145	11,9	6,7	33,6	15,2	0,9	mf [6]	L and D sf max/min L/W, D calf [43]	[3]
3475322540	34,75	32,25	40	65	145	11,6	6,6	27,8	14,6	0,8	mf [6]	L and D sf max/min L/W, D calf [43]	[3]
3475322540	34,75	32,25	40	65	145	11,3	6,5	23,0	14,0	0,7	mf [6]	[34]	[3]
3425317540	34,25	31,75	40	65	145	14,1	7,4	126	20,0	2,8	mf [6]	W mf [6]; L and D from [34]	[6]
3425317540	34,25	31,75	40	65	145	13,7	7,3	104,3	19,2	1,7	mf [6]	L and D sf max/min L/W, D calf [43]	[3]
3425317540	34,25	31,75	40	65	145	13,4	7,2	86,3	18,5	1,5	mf [6]	L and D sf max/min L/W, D calf [43]	[3]
3425317540	34,25	31,75	40	65	145	13,0	7,1	71,5	17,8	1,4	mf [6]	L and D sf max/min L/W, D calf [43]	[3]
3425317540	34,25	31,75	40	65	145	12,7	7,0	59,2	17,1	1,2	mf [6]	L and D sf max/min L/W, D calf [43]	[3]
3425317540	34,25	31,75	40	65	145	12,4	6,9	49,0	16,4	1,1	mf [6]	L and D sf max/min L/W, D calf [43]	[3]
3425317540	34,25	31,75	40	65	145	12,1	6,8	40,5	15,8	1,0	mf [6]	L and D sf max/min L/W, D calf [43]	[3]
3425317540	34,25	31,75	40	65	145	11,9	6,7	33,6	15,2	0,9	mf [6]	L and D sf max/min L/W, D calf [43]	[3]
3425317540	34,25	31,75	40	65	145	11,6	6,6	27,8	14,6	0,8	mf [6]	L and D sf max/min L/W, D calf [43]	[3]
3425317540	34,25	31,75	40	65	145	11,3	6,5	23,0	14,0	0,7	mf [6]	[34]	[3]
3425322540	34,25	32,25	40	65	145	14,1	7,4	126	20,0	2,8	mf [6]	W mf [6]; L and D from [34]	[6]
3425322540	34,25	32,25	40	65	145	13,7	7,3	104,3	19,2	1,7	mf [6]	L and D sf max/min L/W, D calf [43]	[3]
3425322540	34,25	32,25	40	65	145	13,4	7,2	86,3	18,5	1,5	mf [6]	L and D sf max/min L/W, D calf [43]	[3]
3425322540	34,25	32,25	40	65	145	13,0	7,1	71,5	17,8	1,4	mf [6]	L and D sf max/min L/W, D calf [43]	[3]
3425322540	34,25	32,25	40	65	145	12,7	7,0	59,2	17,1	1,2	mf [6]	L and D sf max/min L/W, D calf [43]	[3]
3425322540	34,25	32,25	40	65	145	12,4	6,9	49,0	16,4	1,1	mf [6]	L and D sf max/min L/W, D calf [43]	[3]
3425322540	34,25	32,25	40	65	145	12,1	6,8	40,5	15,8	1,0	mf [6]	L and D sf max/min L/W, D calf [43]	[3]
3425322540	34,25	32,25	40	65	145	11,9	6,7	33,6	15,2	0,9	mf [6]	L and D sf max/min L/W, D calf [43]	[3]
3425322540	34,25	32,25	40	65	145	11,6	6,6	27,8	14,6	0,8	mf [6]	L and D sf max/min L/W, D calf [43]	[3]
3425322540	34,25	32,25	40	65	145	11,3	6,5	23,0	14,0	0,7	mf [6]	[34]	[3]
3425357540	34,25	35,75	165	30	90	12,5	7,4	80	30,0	2,0	mf [17]	L and W mf [17]; D from ([43]; Lmax = 150km)	[42]
3425357540	34,25	35,75	165	30	90	11,9	7,3	69,7	27,6	1,8	mf [17]	L and D sf max/min L/W, D calf [43]	[3]
3425357540	34,25	35,75	165	30	90	11,3	7,2	60,6	25,3	1,6	mf [17]	L and D sf max/min L/W, D calf [43]	[3]
3425357540	34,25	35,75	165	30	90	10,8	7,1	52,8	23,3	1,4	mf [17]	L and D sf max/min L/W, D calf [43]	[3]
3425357540	34,25	35,75	165	30	90	10,3	7,0	46,0	21,4	1,2	mf [17]	L and D sf max/min L/W, D calf [43]	[3]
3425357540	34,25	35,75	165	30	90	9,9	6,9	40,0	19,6	1,1	mf [17]	L and D sf max/min L/W, D calf [43]	[3]
3425357540	34,25	35,75	165	30	90	9,5	6,8	34,8	18,0	1,0	mf [17]	L and D sf max/min L/W, D calf [43]	[3]
3425357540	34,25	35,75	165	30	90	9,1	6,7	30,3	16,6	0,9	mf [17]	L and D sf max/min L/W, D calf [43]	[3]
3425357540	34,25	35,75	165	30	90	8,8	6,6	26,4	15,2	0,8	mf [17]	L and D sf max/min L/W, D calf [43]	[3]
3425357540	34,25	35,75	165	30	90	8,5	6,5	23,0	14,0	0,7	mf [17]	[34]	[3]
4025242540	40,25	24,25	90	65	280	11,8	7,3	133	15,0	2,9	mf [6]	W mf [6]; L and D from [34]	[38]
4025242540	40,25	24,25	90	65	280	11,7	7,2	106,8	14,9	1,5	mf [6]	L and D sf max/min L/W, D calf [43]	[3]
4025242540	40,25	24,25	90	65	280	11,7	7,1	85,8	14,7	1,4	mf [6]	L and D sf max/min L/W, D calf [43]	[3]
4025242540	40,25	24,25	90	65	280	11,6	7,0	68,9	14,6	1,2	mf [6]	L and D sf max/min L/W, D calf [43]	[3]
4025242540	40,25	24,25	90	65	280	11,6	6,9	55,3	14,5	1,1	mf [6]	L and D sf max/min L/W, D calf [43]	[3]
4025242540	40,25	24,25	90	65	280	11,5	6,8	44,4	14,4	1,0	mf [6]	L and D sf max/min L/W, D calf [43]	[3]
4025242540	40,25	24,25	90	65	280	11,5	6,7	35,7	14,2	0,9	mf [6]	L and D sf max/min L/W, D calf [43]	[3]

Table H.1. Earthquake source parameters for each scenario at each analysis bin in 0-40 km depth.

Grid reference	Grid Center Coordinates		strike (°)	dip (°)	rake (°)	depth (km)	Mw	L (km)	W (km)	D (m)	References		
	LAT	LON									s/d/r/depth	L/W/D	Mw
4025242540	40,25	24,25	90	65	280	11,4	6,6	28,6	14,1	0,8	mf [6]	L and D sf max/min L/W, D calf [43]	[3]
4025242540	40,25	24,25	90	65	280	11,3	6,5	23,0	14,0	0,7	mf [6]	[34]	[3]
4025247540	40,25	24,75	60	70	230	13,2	7,3	114	17,5	2,6	mf [6]	W mf [6]; L and D from [34]	[38]
4025247540	40,25	24,75	60	70	230	13,0	7,2	93,3	17,0	1,5	mf [6]	L and D sf max/min L/W, D calf [43]	[3]
4025247540	40,25	24,75	60	70	230	12,8	7,1	76,4	16,6	1,4	mf [6]	L and D sf max/min L/W, D calf [43]	[3]
4025247540	40,25	24,75	60	70	230	12,6	7,0	62,5	16,1	1,2	mf [6]	L and D sf max/min L/W, D calf [43]	[3]
4025247540	40,25	24,75	60	70	230	12,4	6,9	51,2	15,7	1,1	mf [6]	L and D sf max/min L/W, D calf [43]	[3]
4025247540	40,25	24,75	60	70	230	12,2	6,8	41,9	15,2	1,0	mf [6]	L and D sf max/min L/W, D calf [43]	[3]
4025247540	40,25	24,75	60	70	230	12,0	6,7	34,3	14,8	0,9	mf [6]	L and D sf max/min L/W, D calf [43]	[3]
4025247540	40,25	24,75	60	70	230	11,8	6,6	28,1	14,4	0,8	mf [6]	L and D sf max/min L/W, D calf [43]	[3]
4025247540	40,25	24,75	60	70	230	11,6	6,5	23,0	14,0	0,7	mf [6]	[34]	[3]
3625252540	36,25	25,25	80	50	270	8,8	7,3	150	10,0	2,3	mf [6]	W mf [6]; L and D from [34]	[38]
3625252540	36,25	25,25	80	50	270	8,8	7,2	120,3	10,0	2,0	mf [6]	L and D sf max/min L/W, D calf [43]	[3]
3625252540	36,25	25,25	80	50	270	8,8	7,1	96,5	10,0	1,8	mf [6]	L and D sf max/min L/W, D calf [43]	[3]
3625252540	36,25	25,25	80	50	270	8,8	7,0	77,4	10,0	1,6	mf [6]	L and D sf max/min L/W, D calf [43]	[3]
3625252540	36,25	25,25	80	50	270	8,8	6,9	62,0	10,0	1,4	mf [6]	L and D sf max/min L/W, D calf [43]	[3]
3625252540	36,25	25,25	80	50	270	8,8	6,8	49,8	10,0	1,2	mf [6]	L and D sf max/min L/W, D calf [43]	[3]
3625252540	36,25	25,25	80	50	270	8,8	6,7	39,9	10,0	1,1	mf [6]	L and D sf max/min L/W, D calf [43]	[3]
3625252540	36,25	25,25	80	50	270	8,8	6,6	32,0	10,0	1,0	mf [6]	L and D sf max/min L/W, D calf [43]	[3]
3625252540	36,25	25,25	80	50	270	8,8	6,5	32	10,0	0,9	mf [6]	[34]	[3]
3625257540	36,25	25,75	245	55	270	10,1	7,3	150	12,5	1,8	mf [6]	W mf [6]; L and D from [34]	[38]
3625257540	36,25	25,75	245	55	270	10,1	7,2	119,9	12,5	1,6	mf [6]	L and D sf max/min L/W, D calf [43]	[3]
3625257540	36,25	25,75	245	55	270	10,1	7,1	95,8	12,5	1,4	mf [6]	L and D sf max/min L/W, D calf [43]	[3]
3625257540	36,25	25,75	245	55	270	10,1	7,0	76,6	12,5	1,3	mf [6]	L and D sf max/min L/W, D calf [43]	[3]
3625257540	36,25	25,75	245	55	270	10,1	6,9	61,2	12,5	1,1	mf [6]	L and D sf max/min L/W, D calf [43]	[3]
3625257540	36,25	25,75	245	55	270	10,1	6,8	48,9	12,5	1,0	mf [6]	L and D sf max/min L/W, D calf [43]	[3]
3625257540	36,25	25,75	245	55	270	10,1	6,7	39,1	12,5	0,9	mf [6]	L and D sf max/min L/W, D calf [43]	[3]
3625257540	36,25	25,75	245	55	270	10,1	6,6	31,3	12,5	0,8	mf [6]	L and D sf max/min L/W, D calf [43]	[3]
3625257540	36,25	25,75	245	55	270	10,1	6,5	25	12,5	0,7	mf [6]	[34]	[3]
4325277540	43,25	27,75	280	60	300	11,5	7,2	106	15,0	2,4	mf [6]	W mf [6]; L and D from [34]	[6]
4325277540	43,25	27,75	280	60	300	11,4	7,1	85,2	14,9	1,4	mf [6]	L and D sf max/min L/W, D calf [43]	[3]
4325277540	43,25	27,75	280	60	300	11,4	7,0	68,5	14,7	1,2	mf [6]	L and D sf max/min L/W, D calf [43]	[3]
4325277540	43,25	27,75	280	60	300	11,3	6,9	55,1	14,6	1,1	mf [6]	L and D sf max/min L/W, D calf [43]	[3]
4325277540	43,25	27,75	280	60	300	11,2	6,8	44,3	14,4	1,0	mf [6]	L and D sf max/min L/W, D calf [43]	[3]
4325277540	43,25	27,75	280	60	300	11,2	6,7	35,6	14,3	0,9	mf [6]	L and D sf max/min L/W, D calf [43]	[3]
4325277540	43,25	27,75	280	60	300	11,1	6,6	28,6	14,1	0,8	mf [6]	L and D sf max/min L/W, D calf [43]	[3]
4325277540	43,25	27,75	280	60	300	11,1	6,5	23,0	14,0	0,7	mf [6]	[34]	[3]
4325282540	43,25	28,25	105	60	300	11,5	7,2	106	15,0	2,4	mf [6]	W mf [6]; L and D from [34]	[6]
4325282540	43,25	28,25	105	60	300	11,4	7,1	85,2	14,9	1,4	mf [6]	L and D sf max/min L/W, D calf [43]	[3]
4325282540	43,25	28,25	105	60	300	11,4	7,0	68,5	14,7	1,2	mf [6]	L and D sf max/min L/W, D calf [43]	[3]
4325282540	43,25	28,25	105	60	300	11,3	6,9	55,1	14,6	1,1	mf [6]	L and D sf max/min L/W, D calf [43]	[3]
4325282540	43,25	28,25	105	60	300	11,2	6,8	44,3	14,4	1,0	mf [6]	L and D sf max/min L/W, D calf [43]	[3]
4325282540	43,25	28,25	105	60	300	11,2	6,7	35,6	14,3	0,9	mf [6]	L and D sf max/min L/W, D calf [43]	[3]
4325282540	43,25	28,25	105	60	300	11,1	6,6	28,6	14,1	0,8	mf [6]	L and D sf max/min L/W, D calf [43]	[3]
4325282540	43,25	28,25	105	60	300	11,1	6,5	23,0	14,0	0,7	mf [6]	[34]	[3]
4275277540	42,75	27,75	100	50	290	10,7	7,2	106	15,0	2,4	mf [6]	W mf [6]; L and D from [34]	[6]
4275277540	42,75	27,75	100	50	290	10,7	7,1	85,2	14,9	1,4	mf [6]	L and D sf max/min L/W, D calf [43]	[3]
4275277540	42,75	27,75	100	50	290	10,6	7,0	68,5	14,7	1,2	mf [6]	L and D sf max/min L/W, D calf [43]	[3]
4275277540	42,75	27,75	100	50	290	10,6	6,9	55,1	14,6	1,1	mf [6]	L and D sf max/min L/W, D calf [43]	[3]
4275277540	42,75	27,75	100	50	290	10,5	6,8	44,3	14,4	1,0	mf [6]	L and D sf max/min L/W, D calf [43]	[3]
4275277540	42,75	27,75	100	50	290	10,5	6,7	35,6	14,3	0,9	mf [6]	L and D sf max/min L/W, D calf [43]	[3]
4275277540	42,75	27,75	100	50	290	10,4	6,6	28,6	14,1	0,8	mf [6]	L and D sf max/min L/W, D calf [43]	[3]
4275277540	42,75	27,75	100	50	290	10,4	6,5	23,0	14,0	0,7	mf [6]	[34]	[3]
4275282540	42,75	28,25	165	85	185	12,5	7,2	106	15,0	2,4	mf [6]	W mf [6]; L and D from [34]	[6]
4275282540	42,75	28,25	165	85	185	12,4	7,1	85,2	14,9	1,4	mf [6]	L and D sf max/min L/W, D calf [43]	[3]
4275282540	42,75	28,25	165	85	185	12,3	7,0	68,5	14,7	1,2	mf [6]	L and D sf max/min L/W, D calf [43]	[3]
4275282540	42,75	28,25	165	85	185	12,3	6,9	55,1	14,6	1,1	mf [6]	L and D sf max/min L/W, D calf [43]	[3]
4275282540	42,75	28,25	165	85	185	12,2	6,8	44,3	14,4	1,0	mf [6]	L and D sf max/min L/W, D calf [43]	[3]
4275282540	42,75	28,25	165	85	185	12,1	6,7	35,6	14,3	0,9	mf [6]	L and D sf max/min L/W, D calf [43]	[3]
4275282540	42,75	28,25	165	85	185	12,0	6,6	28,6	14,1	0,8	mf [6]	L and D sf max/min L/W, D calf [43]	[3]
4275282540	42,75	28,25	165	85	185	12,0	6,5	23,0	14,0	0,7	mf [6]	[34]	[3]
3925257540	39,25	25,75	65	60	235	12,6	7,2	91	17,5	2,1	mf [6]	W mf [6]; L and D from [34]	[38]
3925257540	39,25	25,75	65	60	235	12,3	7,1	74,8	17,0	1,4	mf [6]	L and D sf max/min L/W, D calf [43]	[3]
3925257540	39,25	25,75	65	60	235	12,1	7,0	61,4	16,4	1,2	mf [6]	L and D sf max/min L/W, D calf [43]	[3]
3925257540	39,25	25,75	65	60	235	11,9	6,9	50,5	15,9	1,1	mf [6]	L and D sf max/min L/W, D calf [43]	[3]
3925257540	39,25	25,75	65	60	235	11,7	6,8	41,5	15,4	1,0	mf [6]	L and D sf max/min L/W, D calf [43]	[3]
3925257540	39,25	25,75	65	60	235	11,5	6,7	34,1	14,9	0,9	mf [6]	L and D sf max/min L/W, D calf [43]	[3]
3925257540	39,25	25,75	65	60	235	11,3	6,6	28,0	14,5	0,8	mf [6]	L and D sf max/min L/W, D calf [43]	[3]
3925257540	39,25	25,75	65	60	235	11,1	6,5	23,0	14,0	0,7	mf [6]	[34]	[3]
3925262540	39,25	26,25	210	75	195	12,2	7,2	108	15,0	2,3	mf [6]	W mf [6]; L and D from [34]	[38]
3925262540	39,25	26,25	210	75	195	12,2	7,1	86,6	14,9	1,3	mf [6]	L and D sf max/min L/W, D calf [43]	[3]
3925262540	39,25	26,25	210	75	195	12,1	7,0	69,4	14,7	1,2	mf [6]	L and D sf max/min L/W, D calf [43]	[3]

Table H.1. Earthquake source parameters for each scenario at each analysis bin in 0-40 km depth.

Grid reference	Grid Center Coordinates		strike (°)	dip (°)	rake (°)	depth (km)	Mw	L (km)	W (km)	D (m)	References		
	LAT	LON									s/d/r/depth	L/W/D	Mw
3925262540	39,25	26,25	210	75	195	12,0	6,9	55,7	14,6	1,1	mf [6]	L and D sf max/min L/W, D calf [43]	[3]
3925262540	39,25	26,25	210	75	195	12,0	6,8	44,6	14,4	1,0	mf [6]	L and D sf max/min L/W, D calf [43]	[3]
3925262540	39,25	26,25	210	75	195	11,9	6,7	35,8	14,3	0,9	mf [6]	L and D sf max/min L/W, D calf [43]	[3]
3925262540	39,25	26,25	210	75	195	11,8	6,6	28,7	14,1	0,8	mf [6]	L and D sf max/min L/W, D calf [43]	[3]
3925262540	39,25	26,25	210	75	195	11,8	6,5	23,0	14,0	0,7	mf [6]	[34]	[3]
3875252540	38,75	25,25	150	65	345	11,8	7,2	106	15,0	2,4	mf [6]	W mf [6]; L and D from [34]	[38]
3875252540	38,75	25,25	150	65	345	11,7	7,1	85,2	14,9	1,4	mf [6]	L and D sf max/min L/W, D calf [43]	[3]
3875252540	38,75	25,25	150	65	345	11,7	7,0	68,5	14,7	1,2	mf [6]	L and D sf max/min L/W, D calf [43]	[3]
3875252540	38,75	25,25	150	65	345	11,6	6,9	55,1	14,6	1,1	mf [6]	L and D sf max/min L/W, D calf [43]	[3]
3875252540	38,75	25,25	150	65	345	11,5	6,8	44,3	14,4	1,0	mf [6]	L and D sf max/min L/W, D calf [43]	[3]
3875252540	38,75	25,25	150	65	345	11,5	6,7	35,6	14,3	0,9	mf [6]	L and D sf max/min L/W, D calf [43]	[3]
3875252540	38,75	25,25	150	65	345	11,4	6,6	28,6	14,1	0,8	mf [6]	L and D sf max/min L/W, D calf [43]	[3]
3875252540	38,75	25,25	150	65	345	11,3	6,5	23,0	14,0	0,7	mf [6]	[34]	[3]
3875257540	38,75	25,75	50	85	190	12,5	7,2	108	15,0	2,3	mf [6]	W mf [6]; L and D from [34]	[38]
3875257540	38,75	25,75	50	85	190	12,4	7,1	86,6	14,9	1,3	mf [6]	L and D sf max/min L/W, D calf [43]	[3]
3875257540	38,75	25,75	50	85	190	12,3	7,0	69,4	14,7	1,2	mf [6]	L and D sf max/min L/W, D calf [43]	[3]
3875257540	38,75	25,75	50	85	190	12,3	6,9	55,7	14,6	1,1	mf [6]	L and D sf max/min L/W, D calf [43]	[3]
3875257540	38,75	25,75	50	85	190	12,2	6,8	44,6	14,4	1,0	mf [6]	L and D sf max/min L/W, D calf [43]	[3]
3875257540	38,75	25,75	50	85	190	12,1	6,7	35,8	14,3	0,9	mf [6]	L and D sf max/min L/W, D calf [43]	[3]
3875257540	38,75	25,75	50	85	190	12,0	6,6	28,7	14,1	0,8	mf [6]	L and D sf max/min L/W, D calf [43]	[3]
3875257540	38,75	25,75	50	85	190	12,0	6,5	23,0	14,0	0,7	mf [6]	[34]	[3]
3875262540	38,75	26,25	260	60	260	11,5	7,2	106	15,0	2,4	mf [6]	W mf [6]; L and D from [34]	[38]
3875262540	38,75	26,25	260	60	260	11,4	7,1	85,2	14,9	1,4	mf [6]	L and D sf max/min L/W, D calf [43]	[3]
3875262540	38,75	26,25	260	60	260	11,4	7,0	68,5	14,7	1,2	mf [6]	L and D sf max/min L/W, D calf [43]	[3]
3875262540	38,75	26,25	260	60	260	11,3	6,9	55,1	14,6	1,1	mf [6]	L and D sf max/min L/W, D calf [43]	[3]
3875262540	38,75	26,25	260	60	260	11,2	6,8	44,3	14,4	1,0	mf [6]	L and D sf max/min L/W, D calf [43]	[3]
3875262540	38,75	26,25	260	60	260	11,2	6,7	35,6	14,3	0,9	mf [6]	L and D sf max/min L/W, D calf [43]	[3]
3875262540	38,75	26,25	260	60	260	11,1	6,6	28,6	14,1	0,8	mf [6]	L and D sf max/min L/W, D calf [43]	[3]
3875262540	38,75	26,25	260	60	260	11,1	6,5	23,0	14,0	0,7	mf [6]	[34]	[3]
3675232540	36,75	23,25	345	60	270	10,4	7,2	127	12,5	2,8	mf [6]	W mf [6]; L and D from [34]	[36]
3675232540	36,75	23,25	345	60	270	10,4	7,1	100,7	12,5	1,4	mf [6]	L and D sf max/min L/W, D calf [43]	[3]
3675232540	36,75	23,25	345	60	270	10,4	7,0	79,8	12,5	1,2	mf [6]	L and D sf max/min L/W, D calf [43]	[3]
3675232540	36,75	23,25	345	60	270	10,4	6,9	63,3	12,5	1,1	mf [6]	L and D sf max/min L/W, D calf [43]	[3]
3675232540	36,75	23,25	345	60	270	10,4	6,8	50,2	12,5	1,0	mf [6]	L and D sf max/min L/W, D calf [43]	[3]
3675232540	36,75	23,25	345	60	270	10,4	6,7	39,8	12,5	0,9	mf [6]	L and D sf max/min L/W, D calf [43]	[3]
3675232540	36,75	23,25	345	60	270	10,4	6,6	31,5	12,5	0,8	mf [6]	L and D sf max/min L/W, D calf [43]	[3]
3675232540	36,75	23,25	345	60	270	10,4	6,5	25	12,5	0,7	mf [6]	[34]	[3]
3625232540	36,25	23,25	350	55	270	9,1	7,2	150	10,0	1,6	mf [6]	W mf [6]; D from ([43]; Lmax = 150km)	[38]
3625232540	36,25	23,25	350	55	270	9,1	7,1	120,3	10,0	1,4	mf [6]	L and D sf max/min L/W, D calf [43]	[3]
3625232540	36,25	23,25	350	55	270	9,1	7,0	96,5	10,0	1,3	mf [6]	L and D sf max/min L/W, D calf [43]	[3]
3625232540	36,25	23,25	350	55	270	9,1	6,9	77,4	10,0	1,1	mf [6]	L and D sf max/min L/W, D calf [43]	[3]
3625232540	36,25	23,25	350	55	270	9,1	6,8	62,0	10,0	1,0	mf [6]	L and D sf max/min L/W, D calf [43]	[3]
3625232540	36,25	23,25	350	55	270	9,1	6,7	49,8	10,0	0,9	mf [6]	L and D sf max/min L/W, D calf [43]	[3]
3625232540	36,25	23,25	350	55	270	9,1	6,6	39,9	10,0	0,8	mf [6]	L and D sf max/min L/W, D calf [43]	[3]
3625232540	36,25	23,25	350	55	270	9,1	6,5	32	10,0	0,9	mf [6]	[34]	[3]
3625297540	36,25	29,75	225	55	240	11,1	7,2	106	15,0	2,4	mf [6]	W mf [6]; L and D from [34]	[41]
3625297540	36,25	29,75	225	55	240	11,1	7,1	85,2	14,9	1,4	mf [6]	L and D sf max/min L/W, D calf [43]	[3]
3625297540	36,25	29,75	225	55	240	11,0	7,0	68,5	14,7	1,2	mf [6]	L and D sf max/min L/W, D calf [43]	[3]
3625297540	36,25	29,75	225	55	240	11,0	6,9	55,1	14,6	1,1	mf [6]	L and D sf max/min L/W, D calf [43]	[3]
3625297540	36,25	29,75	225	55	240	10,9	6,8	44,3	14,4	1,0	mf [6]	L and D sf max/min L/W, D calf [43]	[3]
3625297540	36,25	29,75	225	55	240	10,8	6,7	35,6	14,3	0,9	mf [6]	L and D sf max/min L/W, D calf [43]	[3]
3625297540	36,25	29,75	225	55	240	10,8	6,6	28,6	14,1	0,8	mf [6]	L and D sf max/min L/W, D calf [43]	[3]
3625297540	36,25	29,75	225	55	240	10,7	6,5	23,0	14,0	0,7	mf [6]	[34]	[3]
3625302540	36,25	30,25	40	50	270	10,7	7,2	106	15,0	2,4	mf [6]	W mf [6]; L and D from [34]	[41]
3625302540	36,25	30,25	40	50	270	10,7	7,1	85,2	14,9	1,4	mf [6]	L and D sf max/min L/W, D calf [43]	[3]
3625302540	36,25	30,25	40	50	270	10,6	7,0	68,5	14,7	1,2	mf [6]	L and D sf max/min L/W, D calf [43]	[3]
3625302540	36,25	30,25	40	50	270	10,6	6,9	55,1	14,6	1,1	mf [6]	L and D sf max/min L/W, D calf [43]	[3]
3625302540	36,25	30,25	40	50	270	10,5	6,8	44,3	14,4	1,0	mf [6]	L and D sf max/min L/W, D calf [43]	[3]
3625302540	36,25	30,25	40	50	270	10,5	6,7	35,6	14,3	0,9	mf [6]	L and D sf max/min L/W, D calf [43]	[3]
3625302540	36,25	30,25	40	50	270	10,4	6,6	28,6	14,1	0,8	mf [6]	L and D sf max/min L/W, D calf [43]	[3]
3625302540	36,25	30,25	40	50	270	10,4	6,5	23,0	14,0	0,7	mf [6]	[34]	[3]
3625307540	36,25	30,75	30	50	270	10,7	7,2	106	15,0	2,4	mf [6]	W mf [6]; L and D from [34]	[41]
3625307540	36,25	30,75	30	50	270	10,7	7,1	85,2	14,9	1,4	mf [6]	L and D sf max/min L/W, D calf [43]	[3]
3625307540	36,25	30,75	30	50	270	10,6	7,0	68,5	14,7	1,2	mf [6]	L and D sf max/min L/W, D calf [43]	[3]
3625307540	36,25	30,75	30	50	270	10,6	6,9	55,1	14,6	1,1	mf [6]	L and D sf max/min L/W, D calf [43]	[3]
3625307540	36,25	30,75	30	50	270	10,5	6,8	44,3	14,4	1,0	mf [6]	L and D sf max/min L/W, D calf [43]	[3]
3625307540	36,25	30,75	30	50	270	10,5	6,7	35,6	14,3	0,9	mf [6]	L and D sf max/min L/W, D calf [43]	[3]
3625307540	36,25	30,75	30	50	270	10,4	6,6	28,6	14,1	0,8	mf [6]	L and D sf max/min L/W, D calf [43]	[3]
3625307540	36,25	30,75	30	50	270	10,4	6,5	23,0	14,0	0,7	mf [6]	[34]	[3]
3625357540	36,25	35,75	220	40	310	11,4	7,2	79	20,0	1,9	mf [6]	W mf [6]; L and D from [34]	[36]
3625357540	36,25	35,75	220	40	310	11,1	7,1	66,2	19,0	1,4	mf [6]	L and D sf max/min L/W, D calf [43]	[3]
3625357540	36,25	35,75	220	40	310	10,8	7,0	55,5	18,1	1,2	mf [6]	L and D sf max/min L/W, D calf [43]	[3]

Table H.1. Earthquake source parameters for each scenario at each analysis bin in 0-40 km depth.

Grid reference	Grid Center Coordinates		strike (°)	dip (°)	rake (°)	depth (km)	Mw	L (km)	W (km)	D (m)	References		
	LAT	LON									s/d/r/depth	L/W/D	Mw
3625357540	36,25	35,75	220	40	310	10,5	6,9	46,6	17,2	1,1	mf [6]	L and D sf max/min L/W, D calf [43]	[3]
3625357540	36,25	35,75	220	40	310	10,2	6,8	39,0	16,3	1,0	mf [6]	L and D sf max/min L/W, D calf [43]	[3]
3625357540	36,25	35,75	220	40	310	10,0	6,7	32,7	15,5	0,9	mf [6]	L and D sf max/min L/W, D calf [43]	[3]
3625357540	36,25	35,75	220	40	310	9,7	6,6	27,4	14,7	0,8	mf [6]	L and D sf max/min L/W, D calf [43]	[3]
3625357540	36,25	35,75	220	40	310	9,5	6,5	23,0	14,0	0,7	mf [6]	[34]	[3]
3575232540	35,75	23,25	140	60	260	10,4	7,2	127	12,5	2,8	mf [6]	W mf [6]; L and D from [34]	[41]
3575232540	35,75	23,25	140	60	260	10,5	7,1	99,5	12,7	1,4	mf [6]	L and D sf max/min L/W, D calf [43]	[3]
3575232540	35,75	23,25	140	60	260	10,6	7,0	77,9	12,9	1,2	mf [6]	L and D sf max/min L/W, D calf [43]	[3]
3575232540	35,75	23,25	140	60	260	10,7	6,9	61,1	13,1	1,1	mf [6]	L and D sf max/min L/W, D calf [43]	[3]
3575232540	35,75	23,25	140	60	260	10,8	6,8	47,8	13,3	1,0	mf [6]	L and D sf max/min L/W, D calf [43]	[3]
3575232540	35,75	23,25	140	60	260	10,9	6,7	37,5	13,6	0,9	mf [6]	L and D sf max/min L/W, D calf [43]	[3]
3575232540	35,75	23,25	140	60	260	11,0	6,6	29,4	13,8	0,8	mf [6]	L and D sf max/min L/W, D calf [43]	[3]
3575232540	35,75	23,25	140	60	260	11,1	6,5	23,0	14,0	0,7	mf [6]	[34]	[3]
3575237540	35,75	23,75	185	65	270	9,5	7,2	150	10,0	1,6	mf [6]	W mf [6]; D from ([43]; Lmax = 150km)	[41]
3575237540	35,75	23,75	185	65	270	9,5	7,1	120,3	10,0	1,4	mf [6]	L and D sf max/min L/W, D calf [43]	[3]
3575237540	35,75	23,75	185	65	270	9,5	7,0	96,5	10,0	1,3	mf [6]	L and D sf max/min L/W, D calf [43]	[3]
3575237540	35,75	23,75	185	65	270	9,5	6,9	77,4	10,0	1,1	mf [6]	L and D sf max/min L/W, D calf [43]	[3]
3575237540	35,75	23,75	185	65	270	9,5	6,8	62,0	10,0	1,0	mf [6]	L and D sf max/min L/W, D calf [43]	[3]
3575237540	35,75	23,75	185	65	270	9,5	6,7	49,8	10,0	0,9	mf [6]	L and D sf max/min L/W, D calf [43]	[3]
3575237540	35,75	23,75	185	65	270	9,5	6,6	39,9	10,0	0,8	mf [6]	L and D sf max/min L/W, D calf [43]	[3]
3575237540	35,75	23,75	185	65	270	9,5	6,5	32	10,0	0,9	mf [6]	[34]	[3]
3575242540	35,75	24,25	275	55	270	9,1	7,2	150	10,0	1,6	mf [6]	W mf [6]; D from ([43]; Lmax = 150km)	[41]
3575242540	35,75	24,25	275	55	270	9,1	7,1	120,3	10,0	1,4	mf [6]	L and D sf max/min L/W, D calf [43]	[3]
3575242540	35,75	24,25	275	55	270	9,1	7,0	96,5	10,0	1,3	mf [6]	L and D sf max/min L/W, D calf [43]	[3]
3575242540	35,75	24,25	275	55	270	9,1	6,9	77,4	10,0	1,1	mf [6]	L and D sf max/min L/W, D calf [43]	[3]
3575242540	35,75	24,25	275	55	270	9,1	6,8	62,0	10,0	1,0	mf [6]	L and D sf max/min L/W, D calf [43]	[3]
3575242540	35,75	24,25	275	55	270	9,1	6,7	49,8	10,0	0,9	mf [6]	L and D sf max/min L/W, D calf [43]	[3]
3575242540	35,75	24,25	275	55	270	9,1	6,6	39,9	10,0	0,8	mf [6]	L and D sf max/min L/W, D calf [43]	[3]
3575242540	35,75	24,25	275	55	270	9,1	6,5	32	10,0	0,9	mf [6]	[34]	[3]
3575252540	35,75	25,25	270	50	270	8,8	7,2	150	10,0	1,6	mf [6]	W mf [6]; D from ([43]; Lmax = 150km)	[38]
3575252540	35,75	25,25	270	50	270	8,8	7,1	120,3	10,0	1,4	mf [6]	L and D sf max/min L/W, D calf [43]	[3]
3575252540	35,75	25,25	270	50	270	8,8	7,0	96,5	10,0	1,3	mf [6]	L and D sf max/min L/W, D calf [43]	[3]
3575252540	35,75	25,25	270	50	270	8,8	6,9	77,4	10,0	1,1	mf [6]	L and D sf max/min L/W, D calf [43]	[3]
3575252540	35,75	25,25	270	50	270	8,8	6,8	62,0	10,0	1,0	mf [6]	L and D sf max/min L/W, D calf [43]	[3]
3575252540	35,75	25,25	270	50	270	8,8	6,7	49,8	10,0	0,9	mf [6]	L and D sf max/min L/W, D calf [43]	[3]
3575252540	35,75	25,25	270	50	270	8,8	6,6	39,9	10,0	0,8	mf [6]	L and D sf max/min L/W, D calf [43]	[3]
3575252540	35,75	25,25	270	50	270	8,8	6,5	32	10,0	0,9	mf [6]	[34]	[3]
3575257540	35,75	25,75	260	55	270	9,1	7,2	150	10,0	1,6	mf [6]	W mf [6]; D from ([43]; Lmax = 150km)	[38]
3575257540	35,75	25,75	260	55	270	9,1	7,1	120,3	10,0	1,4	mf [6]	L and D sf max/min L/W, D calf [43]	[3]
3575257540	35,75	25,75	260	55	270	9,1	7,0	96,5	10,0	1,3	mf [6]	L and D sf max/min L/W, D calf [43]	[3]
3575257540	35,75	25,75	260	55	270	9,1	6,9	77,4	10,0	1,1	mf [6]	L and D sf max/min L/W, D calf [43]	[3]
3575257540	35,75	25,75	260	55	270	9,1	6,8	62,0	10,0	1,0	mf [6]	L and D sf max/min L/W, D calf [43]	[3]
3575257540	35,75	25,75	260	55	270	9,1	6,7	49,8	10,0	0,9	mf [6]	L and D sf max/min L/W, D calf [43]	[3]
3575257540	35,75	25,75	260	55	270	9,1	6,6	39,9	10,0	0,8	mf [6]	L and D sf max/min L/W, D calf [43]	[3]
3575257540	35,75	25,75	260	55	270	9,1	6,5	32	10,0	0,9	mf [6]	[34]	[3]
3575262540	35,75	26,25	265	60	280	9,3	7,2	150	10,0	1,6	mf [6]	W mf [6]; D from ([43]; Lmax = 150km)	[38]
3575262540	35,75	26,25	265	60	280	9,3	7,1	120,3	10,0	1,4	mf [6]	L and D sf max/min L/W, D calf [43]	[3]
3575262540	35,75	26,25	265	60	280	9,3	7,0	96,5	10,0	1,3	mf [6]	L and D sf max/min L/W, D calf [43]	[3]
3575262540	35,75	26,25	265	60	280	9,3	6,9	77,4	10,0	1,1	mf [6]	L and D sf max/min L/W, D calf [43]	[3]
3575262540	35,75	26,25	265	60	280	9,3	6,8	62,0	10,0	1,0	mf [6]	L and D sf max/min L/W, D calf [43]	[3]
3575262540	35,75	26,25	265	60	280	9,3	6,7	49,8	10,0	0,9	mf [6]	L and D sf max/min L/W, D calf [43]	[3]
3575262540	35,75	26,25	265	60	280	9,3	6,6	39,9	10,0	0,8	mf [6]	L and D sf max/min L/W, D calf [43]	[3]
3575262540	35,75	26,25	265	60	280	9,3	6,5	32	10,0	0,9	mf [6]	[34]	[3]
3575282540	35,75	28,25	230	80	20	11,2	7,2	127	12,5	2,8	mf [15]	W hypothetical; L and D from [34]	[36]
3575282540	35,75	28,25	230	80	20	11,2	7,1	100,7	12,5	1,4	mf [15]	L and D sf max/min L/W, D calf [43]	[3]
3575282540	35,75	28,25	230	80	20	11,2	7,0	79,8	12,5	1,2	mf [15]	L and D sf max/min L/W, D calf [43]	[3]
3575282540	35,75	28,25	230	80	20	11,2	6,9	63,3	12,5	1,1	mf [15]	L and D sf max/min L/W, D calf [43]	[3]
3575282540	35,75	28,25	230	80	20	11,2	6,8	50,2	12,5	1,0	mf [15]	L and D sf max/min L/W, D calf [43]	[3]
3575282540	35,75	28,25	230	80	20	11,2	6,7	39,8	12,5	0,9	mf [15]	L and D sf max/min L/W, D calf [43]	[3]
3575282540	35,75	28,25	230	80	20	11,2	6,6	31,5	12,5	0,8	mf [15]	L and D sf max/min L/W, D calf [43]	[3]
3575282540	35,75	28,25	230	80	20	11,2	6,5	25	12,5	0,7	mf [15]	[34]	[3]
3525252540	35,25	25,25	270	50	270	8,8	7,2	150	10,0	1,6	mf [6]	W hypothetical; D from ([43]; Lmax = 150km)	[38]
3525252540	35,25	25,25	270	50	270	9,0	7,1	116,1	10,3	1,4	mf [6]	L and D sf max/min L/W, D calf [43]	[3]
3525252540	35,25	25,25	270	50	270	9,1	7,0	89,9	10,7	1,3	mf [6]	L and D sf max/min L/W, D calf [43]	[3]
3525252540	35,25	25,25	270	50	270	9,2	6,9	69,6	11,0	1,1	mf [6]	L and D sf max/min L/W, D calf [43]	[3]
3525252540	35,25	25,25	270	50	270	9,4	6,8	53,9	11,4	1,0	mf [6]	L and D sf max/min L/W, D calf [43]	[3]
3525252540	35,25	25,25	270	50	270	9,5	6,7	41,7	11,7	0,9	mf [6]	L and D sf max/min L/W, D calf [43]	[3]
3525252540	35,25	25,25	270	50	270	9,6	6,6	32,3	12,1	0,8	mf [6]	L and D sf max/min L/W, D calf [43]	[3]
3525252540	35,25	25,25	270	50	270	9,8	6,5	25	12,5	0,7	mf [6]	[34]	[3]
3525257540	35,25	25,75	215	70	275	9,7	7,2	150	10,0	1,6	mf [6]	W hypothetical; D from ([43]; Lmax = 150km)	[38]
3525257540	35,25	25,75	215	70	275	9,7	7,1	115,9	10,0	1,5	mf [6]	L and D sf max/min L/W, D calf [43]	[3]
3525257540	35,25	25,75	215	70	275	9,7	7,0	89,6	10,0	1,4	mf [6]	L and D sf max/min L/W, D calf [43]	[3]

Table H.1. Earthquake source parameters for each scenario at each analysis bin in 0-40 km depth.

Grid reference	Grid Center Coordinates		strike (°)	dip (°)	rake (°)	depth (km)	Mw	L (km)	W (km)	D (m)	References		
	LAT	LON									s/d/r/depth	L/W/D	Mw
3525257540	35,25	25,75	215	70	275	9,7	6,9	69,3	10,0	1,3	mf [6]	L and D sf max/min L/W, D calf [43]	[3]
3525257540	35,25	25,75	215	70	275	9,7	6,8	53,6	10,0	1,1	mf [6]	L and D sf max/min L/W, D calf [43]	[3]
3525257540	35,25	25,75	215	70	275	9,7	6,7	41,4	10,0	1,0	mf [6]	L and D sf max/min L/W, D calf [43]	[3]
3525257540	35,25	25,75	215	70	275	9,7	6,6	32,0	10,0	1,0	mf [6]	L and D sf max/min L/W, D calf [43]	[3]
3525257540	35,25	25,75	215	70	275	9,7	6,5	32	10,0	0,9	mf [6]	[34]	[3]
3525262540	35,25	26,25	205	75	265	9,8	7,2	150	10,0	1,6	mf [6]	W hypothetical; D from ([43]; Lmax = 150km)	[38]
3525262540	35,25	26,25	205	75	265	9,8	7,1	115,9	10,0	1,5	mf [6]	L and D sf max/min L/W, D calf [43]	[3]
3525262540	35,25	26,25	205	75	265	9,8	7,0	89,6	10,0	1,4	mf [6]	L and D sf max/min L/W, D calf [43]	[3]
3525262540	35,25	26,25	205	75	265	9,8	6,9	69,3	10,0	1,3	mf [6]	L and D sf max/min L/W, D calf [43]	[3]
3525262540	35,25	26,25	205	75	265	9,8	6,8	53,6	10,0	1,1	mf [6]	L and D sf max/min L/W, D calf [43]	[3]
3525262540	35,25	26,25	205	75	265	9,8	6,7	41,4	10,0	1,0	mf [6]	L and D sf max/min L/W, D calf [43]	[3]
3525262540	35,25	26,25	205	75	265	9,8	6,6	32,0	10,0	1,0	mf [6]	L and D sf max/min L/W, D calf [43]	[3]
3525262540	35,25	26,25	205	75	265	9,8	6,5	32	10,0	0,9	mf [6]	[34]	[3]
3425337540	34,25	33,75	280	35	115	10,7	7,2	79	20,0	1,9	mf [6]	W mf [6]; L and D from [34]	[6]
3425337540	34,25	33,75	280	35	115	10,5	7,1	66,2	19,0	1,4	mf [6]	L and D sf max/min L/W, D calf [43]	[3]
3425337540	34,25	33,75	280	35	115	10,2	7,0	55,5	18,1	1,2	mf [6]	L and D sf max/min L/W, D calf [43]	[3]
3425337540	34,25	33,75	280	35	115	9,9	6,9	46,6	17,2	1,1	mf [6]	L and D sf max/min L/W, D calf [43]	[3]
3425337540	34,25	33,75	280	35	115	9,7	6,8	39,0	16,3	1,0	mf [6]	L and D sf max/min L/W, D calf [43]	[3]
3425337540	34,25	33,75	280	35	115	9,4	6,7	32,7	15,5	0,9	mf [6]	L and D sf max/min L/W, D calf [43]	[3]
3425337540	34,25	33,75	280	35	115	9,2	6,6	27,4	14,7	0,8	mf [6]	L and D sf max/min L/W, D calf [43]	[3]
3425337540	34,25	33,75	280	35	115	9,0	6,5	23,0	14,0	0,7	mf [6]	[34]	[3]
3425342540	34,25	34,25	285	35	100	10,7	7,2	79	20,0	1,9	cf 3525342540	W cf 3525342540; L and D from [34]	cf 352534254
3425342540	34,25	34,25	285	35	100	10,5	7,1	66,2	19,0	1,4	cf 3525342540	L and D sf max/min L/W, D calf [43]	[3]
3425342540	34,25	34,25	285	35	100	10,2	7,0	55,5	18,1	1,2	cf 3525342540	L and D sf max/min L/W, D calf [43]	[3]
3425342540	34,25	34,25	285	35	100	9,9	6,9	46,6	17,2	1,1	cf 3525342540	L and D sf max/min L/W, D calf [43]	[3]
3425342540	34,25	34,25	285	35	100	9,7	6,8	39,0	16,3	1,0	cf 3525342540	L and D sf max/min L/W, D calf [43]	[3]
3425342540	34,25	34,25	285	35	100	9,4	6,7	32,7	15,5	0,9	cf 3525342540	L and D sf max/min L/W, D calf [43]	[3]
3425342540	34,25	34,25	285	35	100	9,2	6,6	27,4	14,7	0,8	cf 3525342540	L and D sf max/min L/W, D calf [43]	[3]
3425342540	34,25	34,25	285	35	100	9,0	6,5	23,0	14,0	0,7	cf 3525342540	[34]	[3]
3375352540	33,75	35,25	85	45	185	12,1	7,2	79	20,0	1,9	mf [8]	W hypothetical; L and D from [34]	[36]
3375352540	33,75	35,25	85	45	185	11,7	7,1	66,2	19,0	1,4	mf [8]	L and D sf max/min L/W, D calf [43]	[3]
3375352540	33,75	35,25	85	45	185	11,4	7,0	55,5	18,1	1,2	mf [8]	L and D sf max/min L/W, D calf [43]	[3]
3375352540	33,75	35,25	85	45	185	11,1	6,9	46,6	17,2	1,1	mf [8]	L and D sf max/min L/W, D calf [43]	[3]
3375352540	33,75	35,25	85	45	185	10,8	6,8	39,0	16,3	1,0	mf [8]	L and D sf max/min L/W, D calf [43]	[3]
3375352540	33,75	35,25	85	45	185	10,5	6,7	32,7	15,5	0,9	mf [8]	L and D sf max/min L/W, D calf [43]	[3]
3375352540	33,75	35,25	85	45	185	10,2	6,6	27,4	14,7	0,8	mf [8]	L and D sf max/min L/W, D calf [43]	[3]
3375352540	33,75	35,25	85	45	185	9,9	6,5	23,0	14,0	0,7	mf [8]	[34]	[3]
4075262540	40,75	26,25	90	55	255	11,1	7,1	84	15,0	2,0	mf [6]	W mf [6]; L and D from [34]	[6]
4075262540	40,75	26,25	90	55	255	11,1	7,0	67,7	14,8	1,2	mf [6]	L and D sf max/min L/W, D calf [43]	[3]
4075262540	40,75	26,25	90	55	255	11,0	6,9	54,5	14,7	1,1	mf [6]	L and D sf max/min L/W, D calf [43]	[3]
4075262540	40,75	26,25	90	55	255	10,9	6,8	44,0	14,5	1,0	mf [6]	L and D sf max/min L/W, D calf [43]	[3]
4075262540	40,75	26,25	90	55	255	10,9	6,7	35,4	14,3	0,9	mf [6]	L and D sf max/min L/W, D calf [43]	[3]
4075262540	40,75	26,25	90	55	255	10,8	6,6	28,5	14,2	0,8	mf [6]	L and D sf max/min L/W, D calf [43]	[3]
4075262540	40,75	26,25	90	55	255	10,7	6,5	23,0	14,0	0,7	mf [6]	[34]	[3]
4075267540	40,75	26,75	65	65	200	13,6	7,1	66	19,0	1,6	mf [6]	W mf [6]; L and D from [34]	[6]
4075267540	40,75	26,75	65	65	200	13,2	7,0	55,4	18,1	1,2	mf [6]	L and D sf max/min L/W, D calf [43]	[3]
4075267540	40,75	26,75	65	65	200	12,8	6,9	46,4	17,2	1,1	mf [6]	L and D sf max/min L/W, D calf [43]	[3]
4075267540	40,75	26,75	65	65	200	12,4	6,8	39,0	16,3	1,0	mf [6]	L and D sf max/min L/W, D calf [43]	[3]
4075267540	40,75	26,75	65	65	200	12,0	6,7	32,7	15,5	0,9	mf [6]	L and D sf max/min L/W, D calf [43]	[3]
4075267540	40,75	26,75	65	65	200	11,7	6,6	27,4	14,7	0,8	mf [6]	L and D sf max/min L/W, D calf [43]	[3]
4075267540	40,75	26,75	65	65	200	11,3	6,5	23,0	14,0	0,7	mf [6]	[34]	[3]
4025257540	40,25	25,75	75	70	200	14,4	7,1	63	20,0	1,6	mf [6]	W mf [6]; L and D from [34]	[38]
4025257540	40,25	25,75	75	70	200	13,9	7,0	53,3	18,8	1,2	mf [6]	L and D sf max/min L/W, D calf [43]	[3]
4025257540	40,25	25,75	75	70	200	13,3	6,9	45,0	17,8	1,1	mf [6]	L and D sf max/min L/W, D calf [43]	[3]
4025257540	40,25	25,75	75	70	200	12,9	6,8	38,1	16,7	1,0	mf [6]	L and D sf max/min L/W, D calf [43]	[3]
4025257540	40,25	25,75	75	70	200	12,4	6,7	32,2	15,8	0,9	mf [6]	L and D sf max/min L/W, D calf [43]	[3]
4025257540	40,25	25,75	75	70	200	12,0	6,6	27,2	14,9	0,8	mf [6]	L and D sf max/min L/W, D calf [43]	[3]
4025257540	40,25	25,75	75	70	200	11,6	6,5	23,0	14,0	0,7	mf [6]	[34]	[3]
3975232540	39,75	23,25	300	60	290	11,5	7,1	84	15,0	2,0	mf [6]	W mf [6]; L and D from [34]	[38]
3975232540	39,75	23,25	300	60	290	11,4	7,0	67,7	14,8	1,2	mf [6]	L and D sf max/min L/W, D calf [43]	[3]
3975232540	39,75	23,25	300	60	290	11,3	6,9	54,5	14,7	1,1	mf [6]	L and D sf max/min L/W, D calf [43]	[3]
3975232540	39,75	23,25	300	60	290	11,3	6,8	44,0	14,5	1,0	mf [6]	L and D sf max/min L/W, D calf [43]	[3]
3975232540	39,75	23,25	300	60	290	11,2	6,7	35,4	14,3	0,9	mf [6]	L and D sf max/min L/W, D calf [43]	[3]
3975232540	39,75	23,25	300	60	290	11,1	6,6	28,5	14,2	0,8	mf [6]	L and D sf max/min L/W, D calf [43]	[3]
3975232540	39,75	23,25	300	60	290	11,1	6,5	23,0	14,0	0,7	mf [6]	[34]	[3]
3975237540	39,75	23,75	100	60	230	11,5	7,1	84	15,0	2,0	mf [6]	W mf [6]; L and D from [34]	[38]
3975237540	39,75	23,75	100	60	230	11,4	7,0	67,7	14,8	1,2	mf [6]	L and D sf max/min L/W, D calf [43]	[3]
3975237540	39,75	23,75	100	60	230	11,3	6,9	54,5	14,7	1,1	mf [6]	L and D sf max/min L/W, D calf [43]	[3]
3975237540	39,75	23,75	100	60	230	11,3	6,8	44,0	14,5	1,0	mf [6]	L and D sf max/min L/W, D calf [43]	[3]
3975237540	39,75	23,75	100	60	230	11,2	6,7	35,4	14,3	0,9	mf [6]	L and D sf max/min L/W, D calf [43]	[3]
3975237540	39,75	23,75	100	60	230	11,1	6,6	28,5	14,2	0,8	mf [6]	L and D sf max/min L/W, D calf [43]	[3]
3975237540	39,75	23,75	100	60	230	11,1	6,5	23,0	14,0	0,7	mf [6]	[34]	[3]

Table H.1. Earthquake source parameters for each scenario at each analysis bin in 0-40 km depth.

Grid reference	Grid Center Coordinates		strike (°)	dip (°)	rake (°)	depth (km)	Mw	L (km)	W (km)	D (m)	References		
	LAT	LON									s/d/r/depth	L/W/D	Mw
3975252540	39,75	25,25	230	80	190	12,4	7,1	84	15,0	2,0	mf [6]	W mf [6]; L and D from [34]	[38]
3975252540	39,75	25,25	230	80	190	12,3	7,0	67,7	14,8	1,2	mf [6]	L and D sf max/min L/W, D calf [43]	[3]
3975252540	39,75	25,25	230	80	190	12,2	6,9	54,5	14,7	1,1	mf [6]	L and D sf max/min L/W, D calf [43]	[3]
3975252540	39,75	25,25	230	80	190	12,1	6,8	44,0	14,5	1,0	mf [6]	L and D sf max/min L/W, D calf [43]	[3]
3975252540	39,75	25,25	230	80	190	12,1	6,7	35,4	14,3	0,9	mf [6]	L and D sf max/min L/W, D calf [43]	[3]
3975252540	39,75	25,25	230	80	190	12,0	6,6	28,5	14,2	0,8	mf [6]	L and D sf max/min L/W, D calf [43]	[3]
3975252540	39,75	25,25	230	80	190	11,9	6,5	23,0	14,0	0,7	mf [6]	[34]	[3]
3975257540	39,75	25,75	85	60	255	11,5	7,1	84	15,0	2,0	mf [6]	W mf [6]; L and D from [34]	[38]
3975257540	39,75	25,75	85	60	255	11,4	7,0	67,7	14,8	1,2	mf [6]	L and D sf max/min L/W, D calf [43]	[3]
3975257540	39,75	25,75	85	60	255	11,3	6,9	54,5	14,7	1,1	mf [6]	L and D sf max/min L/W, D calf [43]	[3]
3975257540	39,75	25,75	85	60	255	11,3	6,8	44,0	14,5	1,0	mf [6]	L and D sf max/min L/W, D calf [43]	[3]
3975257540	39,75	25,75	85	60	255	11,2	6,7	35,4	14,3	0,9	mf [6]	L and D sf max/min L/W, D calf [43]	[3]
3975257540	39,75	25,75	85	60	255	11,1	6,6	28,5	14,2	0,8	mf [6]	L and D sf max/min L/W, D calf [43]	[3]
3975257540	39,75	25,75	85	60	255	11,1	6,5	23,0	14,0	0,7	mf [6]	[34]	[3]
3925227540	39,25	22,75	265	45	255	9,4	7,1	101	12,5	2,3	mf [10]	W cf 3925232540; L and D from [34]	[36]
3925227540	39,25	22,75	265	45	255	9,4	7,0	80,0	12,5	1,2	mf [10]	L and D sf max/min L/W, D calf [43]	[3]
3925227540	39,25	22,75	265	45	255	9,4	6,9	63,4	12,5	1,1	mf [10]	L and D sf max/min L/W, D calf [43]	[3]
3925227540	39,25	22,75	265	45	255	9,4	6,8	50,2	12,5	1,0	mf [10]	L and D sf max/min L/W, D calf [43]	[3]
3925227540	39,25	22,75	265	45	255	9,4	6,7	39,8	12,5	0,9	mf [10]	L and D sf max/min L/W, D calf [43]	[3]
3925227540	39,25	22,75	265	45	255	9,4	6,6	31,6	12,5	0,8	mf [10]	L and D sf max/min L/W, D calf [43]	[3]
3925227540	39,25	22,75	265	45	255	9,4	6,5	25	12,5	0,7	mf [10]	[34]	[3]
3925232540	39,25	23,25	245	55	260	10,1	7,1	101	12,5	2,3	mf [6]	W mf [6]; L and D from [34]	[38]
3925232540	39,25	23,25	245	55	260	10,1	7,0	80,0	12,5	1,2	mf [10]	L and D sf max/min L/W, D calf [43]	[3]
3925232540	39,25	23,25	245	55	260	10,1	6,9	63,4	12,5	1,1	mf [10]	L and D sf max/min L/W, D calf [43]	[3]
3925232540	39,25	23,25	245	55	260	10,1	6,8	50,2	12,5	1,0	mf [10]	L and D sf max/min L/W, D calf [43]	[3]
3925232540	39,25	23,25	245	55	260	10,1	6,7	39,8	12,5	0,9	mf [10]	L and D sf max/min L/W, D calf [43]	[3]
3925232540	39,25	23,25	245	55	260	10,1	6,6	31,6	12,5	0,8	mf [10]	L and D sf max/min L/W, D calf [43]	[3]
3925232540	39,25	23,25	245	55	260	10,1	6,5	25	12,5	0,7	mf [10]	[34]	[3]
3925247540	39,25	24,75	310	50	300	10,7	7,1	84	15,0	2,0	mf [4]	W mf [4]; L and D from [34]	[38]
3925247540	39,25	24,75	310	50	300	10,7	7,0	67,7	14,8	1,2	mf [4]	L and D sf max/min L/W, D calf [43]	[3]
3925247540	39,25	24,75	310	50	300	10,6	6,9	54,5	14,7	1,1	mf [4]	L and D sf max/min L/W, D calf [43]	[3]
3925247540	39,25	24,75	310	50	300	10,6	6,8	44,0	14,5	1,0	mf [4]	L and D sf max/min L/W, D calf [43]	[3]
3925247540	39,25	24,75	310	50	300	10,5	6,7	35,4	14,3	0,9	mf [4]	L and D sf max/min L/W, D calf [43]	[3]
3925247540	39,25	24,75	310	50	300	10,4	6,6	28,5	14,2	0,8	mf [4]	L and D sf max/min L/W, D calf [43]	[3]
3925247540	39,25	24,75	310	50	300	10,4	6,5	23,0	14,0	0,7	mf [4]	[34]	[3]
3925252540	39,25	25,25	40	65	195	12,9	7,1	72	17,5	1,8	mf [6] and [4]	W mf [6]; L and D from [34]	[38]
3925252540	39,25	25,25	40	65	195	12,6	7,0	59,5	16,9	1,2	mf [6] and [4]	L and D sf max/min L/W, D calf [43]	[3]
3925252540	39,25	25,25	40	65	195	12,4	6,9	49,2	16,2	1,1	mf [6] and [4]	L and D sf max/min L/W, D calf [43]	[3]
3925252540	39,25	25,25	40	65	195	12,1	6,8	40,7	15,7	1,0	mf [6] and [4]	L and D sf max/min L/W, D calf [43]	[3]
3925252540	39,25	25,25	40	65	195	11,8	6,7	33,6	15,1	0,9	mf [6] and [4]	L and D sf max/min L/W, D calf [43]	[3]
3925252540	39,25	25,25	40	65	195	11,6	6,6	27,8	14,5	0,8	mf [6] and [4]	L and D sf max/min L/W, D calf [43]	[3]
3925252540	39,25	25,25	40	65	195	11,3	6,5	23,0	14,0	0,7	mf [6] and [4]	[34]	[3]
3875227540	38,75	22,75	240	55	260	10,1	7,1	101	12,5	2,3	mf [10]	W cf 3875232540; L and D from [34]	[36]
3875227540	38,75	22,75	240	55	260	10,1	7,0	80,0	12,5	1,2	mf [10]	L and D sf max/min L/W, D calf [43]	[3]
3875227540	38,75	22,75	240	55	260	10,1	6,9	63,4	12,5	1,1	mf [10]	L and D sf max/min L/W, D calf [43]	[3]
3875227540	38,75	22,75	240	55	260	10,1	6,8	50,2	12,5	1,0	mf [10]	L and D sf max/min L/W, D calf [43]	[3]
3875227540	38,75	22,75	240	55	260	10,1	6,7	39,8	12,5	0,9	mf [10]	L and D sf max/min L/W, D calf [43]	[3]
3875227540	38,75	22,75	240	55	260	10,1	6,6	31,6	12,5	0,8	mf [10]	L and D sf max/min L/W, D calf [43]	[3]
3875227540	38,75	22,75	240	55	260	10,1	6,5	25	12,5	0,7	mf [10]	[34]	[3]
3875232540	38,75	23,25	130	65	275	10,7	7,1	101	12,5	2,3	mf [6]	W mf [6]; L and D from [34]	[36]
3875232540	38,75	23,25	130	65	275	10,7	7,0	80,0	12,5	1,2	mf [6]	L and D sf max/min L/W, D calf [43]	[3]
3875232540	38,75	23,25	130	65	275	10,7	6,9	63,4	12,5	1,1	mf [6]	L and D sf max/min L/W, D calf [43]	[3]
3875232540	38,75	23,25	130	65	275	10,7	6,8	50,2	12,5	1,0	mf [6]	L and D sf max/min L/W, D calf [43]	[3]
3875232540	38,75	23,25	130	65	275	10,7	6,7	39,8	12,5	0,9	mf [6]	L and D sf max/min L/W, D calf [43]	[3]
3875232540	38,75	23,25	130	65	275	10,7	6,6	31,6	12,5	0,8	mf [6]	L and D sf max/min L/W, D calf [43]	[3]
3875232540	38,75	23,25	130	65	275	10,7	6,5	25	12,5	0,7	mf [6]	[34]	[3]
3875247540	38,75	24,75	220	65	200	12,9	7,1	72	17,5	1,8	mf [6]	W mf [6]; L and D from [34]	[38]
3875247540	38,75	24,75	220	65	200	12,6	7,0	59,5	16,9	1,2	mf [6]	L and D sf max/min L/W, D calf [43]	[3]
3875247540	38,75	24,75	220	65	200	12,4	6,9	49,2	16,2	1,1	mf [6]	L and D sf max/min L/W, D calf [43]	[3]
3875247540	38,75	24,75	220	65	200	12,1	6,8	40,7	15,7	1,0	mf [6]	L and D sf max/min L/W, D calf [43]	[3]
3875247540	38,75	24,75	220	65	200	11,8	6,7	33,6	15,1	0,9	mf [6]	L and D sf max/min L/W, D calf [43]	[3]
3875247540	38,75	24,75	220	65	200	11,6	6,6	27,8	14,5	0,8	mf [6]	L and D sf max/min L/W, D calf [43]	[3]
3875247540	38,75	24,75	220	65	200	11,3	6,5	23,0	14,0	0,7	mf [6]	[34]	[3]
3675272540	36,75	27,25	60	60	270	11,5	7,1	84	15,0	2,0	mf [6]	W mf [6]; L and D from [34]	[6]
3675272540	36,75	27,25	60	60	270	11,4	7,0	67,7	14,8	1,2	mf [6]	L and D sf max/min L/W, D calf [43]	[3]
3675272540	36,75	27,25	60	60	270	11,3	6,9	54,5	14,7	1,1	mf [6]	L and D sf max/min L/W, D calf [43]	[3]
3675272540	36,75	27,25	60	60	270	11,3	6,8	44,0	14,5	1,0	mf [6]	L and D sf max/min L/W, D calf [43]	[3]
3675272540	36,75	27,25	60	60	270	11,2	6,7	35,4	14,3	0,9	mf [6]	L and D sf max/min L/W, D calf [43]	[3]
3675272540	36,75	27,25	60	60	270	11,1	6,6	28,5	14,2	0,8	mf [6]	L and D sf max/min L/W, D calf [43]	[3]
3675272540	36,75	27,25	60	60	270	11,1	6,5	23,0	14,0	0,7	mf [6]	[34]	[3]
3625247540	36,25	24,75	100	55	270	9,1	7,1	126	10,0	2,8	mf [6]	W mf [6]; L and D from [34]	[6]
3625247540	36,25	24,75	100	55	270	9,1	7,0	100,3	10,0	1,2	mf [6]	L and D sf max/min L/W, D calf [43]	[3]

Table H.1. Earthquake source parameters for each scenario at each analysis bin in 0-40 km depth.

Grid reference	Grid Center Coordinates		strike (°)	dip (°)	rake (°)	depth (km)	Mw	L (km)	W (km)	D (m)	References		
	LAT	LON									s/d/r/depth	L/W/D	Mw
3625247540	36,25	24,75	100	55	270	9,1	6,9	79,8	10,0	1,1	mf [6]	L and D sf max/min L/W, D calf [43]	[3]
3625247540	36,25	24,75	100	55	270	9,1	6,8	63,5	10,0	1,0	mf [6]	L and D sf max/min L/W, D calf [43]	[3]
3625247540	36,25	24,75	100	55	270	9,1	6,7	50,5	10,0	0,9	mf [6]	L and D sf max/min L/W, D calf [43]	[3]
3625247540	36,25	24,75	100	55	270	9,1	6,6	40,2	10,0	0,8	mf [6]	L and D sf max/min L/W, D calf [43]	[3]
3625247540	36,25	24,75	100	55	270	9,1	6,5	32	10,0	0,9	mf [6]	[34]	[3]
3575247540	35,75	24,75	265	55	270	9,1	7,1	126	10,0	2,8	mf [6]	W mf [6]; L and D from [34]	[6]
3575247540	35,75	24,75	265	55	270	9,1	7,0	100,3	10,0	1,2	mf [6]	L and D sf max/min L/W, D calf [43]	[3]
3575247540	35,75	24,75	265	55	270	9,1	6,9	76,2	10,0	1,1	mf [6]	L and D sf max/min L/W, D calf [43]	[3]
3575247540	35,75	24,75	265	55	270	9,1	6,8	58,0	10,0	1,1	mf [6]	L and D sf max/min L/W, D calf [43]	[3]
3575247540	35,75	24,75	265	55	270	9,1	6,7	44,1	10,0	1,0	mf [6]	L and D sf max/min L/W, D calf [43]	[3]
3575247540	35,75	24,75	265	55	270	9,1	6,6	33,5	10,0	0,9	mf [6]	L and D sf max/min L/W, D calf [43]	[3]
3575247540	35,75	24,75	265	55	270	9,1	6,5	32	10,0	0,9	mf [6]	[34]	[3]
3575267540	35,75	26,75	265	60	270	9,3	7,1	126	10,0	2,8	mf [6]	W mf [6]; L and D from [34]	[36]
3575267540	35,75	26,75	265	60	270	9,3	7,0	95,8	10,0	1,3	mf [6]	L and D sf max/min L/W, D calf [43]	[3]
3575267540	35,75	26,75	265	60	270	9,3	6,9	72,8	10,0	1,2	mf [6]	L and D sf max/min L/W, D calf [43]	[3]
3575267540	35,75	26,75	265	60	270	9,3	6,8	55,4	10,0	1,1	mf [6]	L and D sf max/min L/W, D calf [43]	[3]
3575267540	35,75	26,75	265	60	270	9,3	6,7	42,1	10,0	1,0	mf [6]	L and D sf max/min L/W, D calf [43]	[3]
3575267540	35,75	26,75	265	60	270	9,3	6,6	32,0	10,0	1,0	mf [6]	L and D sf max/min L/W, D calf [43]	[3]
3575267540	35,75	26,75	265	60	270	9,3	6,5	32	10,0	0,9	mf [6]	[34]	[3]
3575272540	35,75	27,25	15	75	250	9,8	7,1	126	10,0	2,8	mf [6]	W mf [6]; L and D from [34]	[36]
3575272540	35,75	27,25	15	75	250	9,8	7,0	95,8	10,0	1,3	mf [6]	L and D sf max/min L/W, D calf [43]	[3]
3575272540	35,75	27,25	15	75	250	9,8	6,9	72,8	10,0	1,2	mf [6]	L and D sf max/min L/W, D calf [43]	[3]
3575272540	35,75	27,25	15	75	250	9,8	6,8	55,4	10,0	1,1	mf [6]	L and D sf max/min L/W, D calf [43]	[3]
3575272540	35,75	27,25	15	75	250	9,8	6,7	42,1	10,0	1,0	mf [6]	L and D sf max/min L/W, D calf [43]	[3]
3575272540	35,75	27,25	15	75	250	9,8	6,6	32,0	10,0	1,0	mf [6]	L and D sf max/min L/W, D calf [43]	[3]
3575272540	35,75	27,25	15	75	250	9,8	6,5	32	10,0	0,9	mf [6]	[34]	[3]
3575277540	35,75	27,75	180	50	265	9,8	7,1	101	12,5	2,3	mf [1]	W hypothetical; L and D from [34]	[38]
3575277540	35,75	27,75	180	50	265	9,8	7,0	80,0	12,5	1,2	mf [1]	L and D sf max/min L/W, D calf [43]	[3]
3575277540	35,75	27,75	180	50	265	9,8	6,9	63,4	12,5	1,1	mf [1]	L and D sf max/min L/W, D calf [43]	[3]
3575277540	35,75	27,75	180	50	265	9,8	6,8	50,2	12,5	1,0	mf [1]	L and D sf max/min L/W, D calf [43]	[3]
3575277540	35,75	27,75	180	50	265	9,8	6,7	39,8	12,5	0,9	mf [1]	L and D sf max/min L/W, D calf [43]	[3]
3575277540	35,75	27,75	180	50	265	9,8	6,6	31,6	12,5	0,8	mf [1]	L and D sf max/min L/W, D calf [43]	[3]
3575277540	35,75	27,75	180	50	265	9,8	6,5	25	12,5	0,7	mf [1]	[34]	[3]
3525247540	35,25	24,75	270	60	270	9,3	7,1	126	10,0	2,8	mf [6]	W mf [6]; L and D from [34]	[6]
3525247540	35,25	24,75	270	60	270	9,3	7,0	100,3	10,0	1,2	mf [6]	L and D sf max/min L/W, D calf [43]	[3]
3525247540	35,25	24,75	270	60	270	9,3	6,9	79,8	10,0	1,1	mf [6]	L and D sf max/min L/W, D calf [43]	[3]
3525247540	35,25	24,75	270	60	270	9,3	6,8	63,5	10,0	1,0	mf [6]	L and D sf max/min L/W, D calf [43]	[3]
3525247540	35,25	24,75	270	60	270	9,3	6,7	50,5	10,0	0,9	mf [6]	L and D sf max/min L/W, D calf [43]	[3]
3525247540	35,25	24,75	270	60	270	9,3	6,6	40,2	10,0	0,8	mf [6]	L and D sf max/min L/W, D calf [43]	[3]
3525247540	35,25	24,75	270	60	270	9,3	6,5	32	10,0	0,9	mf [6]	[34]	[3]
3525267540	35,25	26,75	190	70	250	9,7	7,1	126	10,0	2,8	mf [6]	W mf [6]; L and D from [34]	[38]
3525267540	35,25	26,75	190	70	250	9,7	7,0	95,8	10,0	1,3	mf [6]	L and D sf max/min L/W, D calf [43]	[3]
3525267540	35,25	26,75	190	70	250	9,7	6,9	72,8	10,0	1,2	mf [6]	L and D sf max/min L/W, D calf [43]	[3]
3525267540	35,25	26,75	190	70	250	9,7	6,8	55,4	10,0	1,1	mf [6]	L and D sf max/min L/W, D calf [43]	[3]
3525267540	35,25	26,75	190	70	250	9,7	6,7	42,1	10,0	1,0	mf [6]	L and D sf max/min L/W, D calf [43]	[3]
3525267540	35,25	26,75	190	70	250	9,7	6,6	32,0	10,0	1,0	mf [6]	L and D sf max/min L/W, D calf [43]	[3]
3525267540	35,25	26,75	190	70	250	9,7	6,5	32	10,0	0,9	mf [6]	[34]	[3]
3525272540	35,25	27,25	190	60	270	18,0	7,1	42	30,0	1,1	mf [19]	W hypothetical; L and D from [34]	[19]
3525272540	35,25	27,25	190	60	270	16,4	7,0	38,0	26,4	1,2	mf [19]	L and D sf max/min L/W, D calf [43]	[3]
3525272540	35,25	27,25	190	60	270	15,1	6,9	34,4	23,3	1,1	mf [19]	L and D sf max/min L/W, D calf [43]	[3]
3525272540	35,25	27,25	190	60	270	13,9	6,8	31,1	20,5	1,0	mf [19]	L and D sf max/min L/W, D calf [43]	[3]
3525272540	35,25	27,25	190	60	270	12,8	6,7	28,1	18,0	0,9	mf [19]	L and D sf max/min L/W, D calf [43]	[3]
3525272540	35,25	27,25	190	60	270	11,9	6,6	25,4	15,9	0,8	mf [19]	L and D sf max/min L/W, D calf [43]	[3]
3525272540	35,25	27,25	190	60	270	11,1	6,5	23,0	14,0	0,7	mf [19]	[34]	[3]
3425247540	34,25	24,75	260	65	100	18,6	7,1	42	30,0	1,1	mf [15]	W cf 3425247540; L and D from [34]	[38]
3425247540	34,25	24,75	260	65	100	17,0	7,0	38,0	26,4	1,2	mf [15]	L and D sf max/min L/W, D calf [43]	[3]
3425247540	34,25	24,75	260	65	100	15,5	6,9	34,4	23,3	1,1	mf [15]	L and D sf max/min L/W, D calf [43]	[3]
3425247540	34,25	24,75	260	65	100	14,3	6,8	31,1	20,5	1,0	mf [15]	L and D sf max/min L/W, D calf [43]	[3]
3425247540	34,25	24,75	260	65	100	13,2	6,7	28,1	18,0	0,9	mf [15]	L and D sf max/min L/W, D calf [43]	[3]
3425247540	34,25	24,75	260	65	100	12,2	6,6	25,4	15,9	0,8	mf [15]	L and D sf max/min L/W, D calf [43]	[3]
3425247540	34,25	24,75	260	65	100	11,3	6,5	23,0	14,0	0,7	mf [15]	[34]	[3]
4475352540	44,75	35,25	90	45	270	12,8	7,0	45	22,0	1,2	[3]	[34]	[36]
4475352540	44,75	35,25	90	45	270	12,1	6,9	39,3	20,1	1,1	[3]	L and D sf max/min L/W, D calf [43]	[3]
4475352540	44,75	35,25	90	45	270	11,5	6,8	34,4	18,4	1,0	[3]	L and D sf max/min L/W, D calf [43]	[3]
4475352540	44,75	35,25	90	45	270	10,9	6,7	30,1	16,8	0,9	[3]	L and D sf max/min L/W, D calf [43]	[3]
4475352540	44,75	35,25	90	45	270	10,4	6,6	26,3	15,3	0,8	[3]	L and D sf max/min L/W, D calf [43]	[3]
4475352540	44,75	35,25	90	45	270	9,9	6,5	23,0	14,0	0,7	[3]	[34]	[3]
4325287540	43,25	28,75	105	60	300	11,5	7,0	67	15,0	1,7	mf [6]	W mf [6]; L and D from [34]	[6]
4325287540	43,25	28,75	105	60	300	11,4	6,9	54,1	14,8	1,1	mf [6]	L and D sf max/min L/W, D calf [43]	[3]
4325287540	43,25	28,75	105	60	300	11,3	6,8	43,7	14,6	1,0	mf [6]	L and D sf max/min L/W, D calf [43]	[3]
4325287540	43,25	28,75	105	60	300	11,2	6,7	35,3	14,4	0,9	mf [6]	L and D sf max/min L/W, D calf [43]	[3]
4325287540	43,25	28,75	105	60	300	11,1	6,6	28,5	14,2	0,8	mf [6]	L and D sf max/min L/W, D calf [43]	[3]

Table H.1. Earthquake source parameters for each scenario at each analysis bin in 0-40 km depth.

Grid reference	Grid Center Coordinates		strike (°)	dip (°)	rake (°)	depth (km)	Mw	L (km)	W (km)	D (m)	References		
	LAT	LON									s/d/r/depth	L/W/D	Mw
4325287540	43,25	28,75	105	60	300	11,1	6,5	23,0	14,0	0,7	mf [6]	[34]	[3]
4075227540	40,75	22,75	80	45	260	11,2	7,0	57	17,5	1,5	mf [10]	W cf 4075237540; L and D from [34]	[36]
4075227540	40,75	22,75	80	45	260	10,9	6,9	47,5	16,7	1,1	mf [10]	L and D sf max/min L/W, D calf [43]	[3]
4075227540	40,75	22,75	80	45	260	10,7	6,8	39,6	16,0	1,0	mf [10]	L and D sf max/min L/W, D calf [43]	[3]
4075227540	40,75	22,75	80	45	260	10,4	6,7	33,1	15,3	0,9	mf [10]	L and D sf max/min L/W, D calf [43]	[3]
4075227540	40,75	22,75	80	45	260	10,2	6,6	27,6	14,6	0,8	mf [10]	L and D sf max/min L/W, D calf [43]	[3]
4075227540	40,75	22,75	80	45	260	9,9	6,5	23,0	14,0	0,7	mf [10]	[34]	[3]
4075237540	40,75	23,75	100	70	280	13,2	7,0	57	17,5	1,5	mf [6]	W mf [6]; L and D from [34]	[6]
4075237540	40,75	23,75	100	70	280	12,9	6,9	47,5	16,7	1,1	mf [6]	L and D sf max/min L/W, D calf [43]	[3]
4075237540	40,75	23,75	100	70	280	12,5	6,8	39,6	16,0	1,0	mf [6]	L and D sf max/min L/W, D calf [43]	[3]
4075237540	40,75	23,75	100	70	280	12,2	6,7	33,1	15,3	0,9	mf [6]	L and D sf max/min L/W, D calf [43]	[3]
4075237540	40,75	23,75	100	70	280	11,9	6,6	27,6	14,6	0,8	mf [6]	L and D sf max/min L/W, D calf [43]	[3]
4075237540	40,75	23,75	100	70	280	11,6	6,5	23,0	14,0	0,7	mf [6]	[34]	[3]
4075242540	40,75	24,25	65	50	255	10,7	7,0	67	15,0	1,7	mf [6]	W mf [6]; L and D from [34]	[38]
4075242540	40,75	24,25	65	50	255	10,7	6,9	54,1	14,8	1,1	mf [6]	L and D sf max/min L/W, D calf [43]	[3]
4075242540	40,75	24,25	65	50	255	10,6	6,8	43,7	14,6	1,0	mf [6]	L and D sf max/min L/W, D calf [43]	[3]
4075242540	40,75	24,25	65	50	255	10,5	6,7	35,3	14,4	0,9	mf [6]	L and D sf max/min L/W, D calf [43]	[3]
4075242540	40,75	24,25	65	50	255	10,4	6,6	28,5	14,2	0,8	mf [6]	L and D sf max/min L/W, D calf [43]	[3]
4075242540	40,75	24,25	65	50	255	10,4	6,5	23,0	14,0	0,7	mf [6]	[34]	[3]
4075247540	40,75	24,75	60	50	245	10,7	7,0	67	15,0	1,7	mf [6]	W mf [6]; L and D from [34]	[6]
4075247540	40,75	24,75	60	50	245	10,7	6,9	54,1	14,8	1,1	mf [6]	L and D sf max/min L/W, D calf [43]	[3]
4075247540	40,75	24,75	60	50	245	10,6	6,8	43,7	14,6	1,0	mf [6]	L and D sf max/min L/W, D calf [43]	[3]
4075247540	40,75	24,75	60	50	245	10,5	6,7	35,3	14,4	0,9	mf [6]	L and D sf max/min L/W, D calf [43]	[3]
4075247540	40,75	24,75	60	50	245	10,4	6,6	28,5	14,2	0,8	mf [6]	L and D sf max/min L/W, D calf [43]	[3]
4075247540	40,75	24,75	60	50	245	10,4	6,5	23,0	14,0	0,7	mf [6]	[34]	[3]
4075252540	40,75	25,25	60	40	270	9,8	7,0	67	15,0	1,7	mf [11] - depth: [6]	W cf 4075257540; L and D from [34]	[38]
4075252540	40,75	25,25	60	40	270	9,8	6,9	54,1	14,8	1,1	mf [11] - depth: [6]	L and D sf max/min L/W, D calf [43]	[3]
4075252540	40,75	25,25	60	40	270	9,7	6,8	43,7	14,6	1,0	mf [11] - depth: [6]	L and D sf max/min L/W, D calf [43]	[3]
4075252540	40,75	25,25	60	40	270	9,6	6,7	35,3	14,4	0,9	mf [11] - depth: [6]	L and D sf max/min L/W, D calf [43]	[3]
4075252540	40,75	25,25	60	40	270	9,6	6,6	28,5	14,2	0,8	mf [11] - depth: [6]	L and D sf max/min L/W, D calf [43]	[3]
4075252540	40,75	25,25	60	40	270	9,5	6,5	23,0	14,0	0,7	mf [11] - depth: [6]	[34]	[3]
4075257540	40,75	25,75	100	55	255	11,1	7,0	67	15,0	1,7	mf [6]	W mf [6]; L and D from [34]	[6]
4075257540	40,75	25,75	100	55	255	11,1	6,9	54,1	14,8	1,1	mf [6]	L and D sf max/min L/W, D calf [43]	[3]
4075257540	40,75	25,75	100	55	255	11,0	6,8	43,7	14,6	1,0	mf [6]	L and D sf max/min L/W, D calf [43]	[3]
4075257540	40,75	25,75	100	55	255	10,9	6,7	35,3	14,4	0,9	mf [6]	L and D sf max/min L/W, D calf [43]	[3]
4075257540	40,75	25,75	100	55	255	10,8	6,6	28,5	14,2	0,8	mf [6]	L and D sf max/min L/W, D calf [43]	[3]
4075257540	40,75	25,75	100	55	255	10,7	6,5	23,0	14,0	0,7	mf [6]	[34]	[3]
4025227540	40,25	22,75	285	50	270	10,7	7,0	67	15,0	1,7	mf [6]	W mf [6]; L and D from [34]	[36]
4025227540	40,25	22,75	285	50	270	10,7	6,9	54,1	14,8	1,1	mf [6]	L and D sf max/min L/W, D calf [43]	[3]
4025227540	40,25	22,75	285	50	270	10,6	6,8	43,7	14,6	1,0	mf [6]	L and D sf max/min L/W, D calf [43]	[3]
4025227540	40,25	22,75	285	50	270	10,5	6,7	35,3	14,4	0,9	mf [6]	L and D sf max/min L/W, D calf [43]	[3]
4025227540	40,25	22,75	285	50	270	10,4	6,6	28,5	14,2	0,8	mf [6]	L and D sf max/min L/W, D calf [43]	[3]
4025227540	40,25	22,75	285	50	270	10,4	6,5	23,0	14,0	0,7	mf [6]	[34]	[3]
4025232540	40,25	23,25	275	45	270	11,2	7,0	57	17,5	1,5	mf [6] and [11]	W hypothetical; L and D from [34]	[36]
4025232540	40,25	23,25	275	45	270	10,9	6,9	47,5	16,7	1,1	mf [6] and [11]	L and D sf max/min L/W, D calf [43]	[3]
4025232540	40,25	23,25	275	45	270	10,7	6,8	39,6	16,0	1,0	mf [6] and [11]	L and D sf max/min L/W, D calf [43]	[3]
4025232540	40,25	23,25	275	45	270	10,4	6,7	33,1	15,3	0,9	mf [6] and [11]	L and D sf max/min L/W, D calf [43]	[3]
4025232540	40,25	23,25	275	45	270	10,2	6,6	27,6	14,6	0,8	mf [6] and [11]	L and D sf max/min L/W, D calf [43]	[3]
4025232540	40,25	23,25	275	45	270	9,9	6,5	23,0	14,0	0,7	mf [6] and [11]	[34]	[3]
4025237540	40,25	23,75	100	65	285	11,8	7,0	67	15,0	1,7	mf [12]	W mf [12]; L and D from [34]	[12]
4025237540	40,25	23,75	100	65	285	11,7	6,9	54,1	14,8	1,1	mf [12]	L and D sf max/min L/W, D calf [43]	[3]
4025237540	40,25	23,75	100	65	285	11,6	6,8	43,7	14,6	1,0	mf [12]	L and D sf max/min L/W, D calf [43]	[3]
4025237540	40,25	23,75	100	65	285	11,5	6,7	35,3	14,4	0,9	mf [12]	L and D sf max/min L/W, D calf [43]	[3]
4025237540	40,25	23,75	100	65	285	11,4	6,6	28,5	14,2	0,8	mf [12]	L and D sf max/min L/W, D calf [43]	[3]
4025237540	40,25	23,75	100	65	285	11,3	6,5	23,0	14,0	0,7	mf [12]	[34]	[3]
3825257540	38,25	25,75	75	55	270	10,1	7,0	80	12,5	1,9	mf [6]	W mf [6]; L and D from [34]	[6]
3825257540	38,25	25,75	75	55	270	10,1	6,9	63,4	12,5	1,1	mf [6]	L and D sf max/min L/W, D calf [43]	[3]
3825257540	38,25	25,75	75	55	270	10,1	6,8	50,2	12,5	1,0	mf [6]	L and D sf max/min L/W, D calf [43]	[3]
3825257540	38,25	25,75	75	55	270	10,1	6,7	39,8	12,5	0,9	mf [6]	L and D sf max/min L/W, D calf [43]	[3]
3825257540	38,25	25,75	75	55	270	10,1	6,6	31,5	12,5	0,8	mf [6]	L and D sf max/min L/W, D calf [43]	[3]
3825257540	38,25	25,75	75	55	270	10,1	6,5	25	12,5	0,7	mf [6]	[34]	[3]
3825262540	38,25	26,25	100	60	270	11,5	7,0	67	15,0	1,7	mf [6]	W mf [6]; L and D from [34]	[6]
3825262540	38,25	26,25	100	60	270	11,4	6,9	54,1	14,8	1,1	mf [6]	L and D sf max/min L/W, D calf [43]	[3]
3825262540	38,25	26,25	100	60	270	11,3	6,8	43,7	14,6	1,0	mf [6]	L and D sf max/min L/W, D calf [43]	[3]
3825262540	38,25	26,25	100	60	270	11,2	6,7	35,3	14,4	0,9	mf [6]	L and D sf max/min L/W, D calf [43]	[3]
3825262540	38,25	26,25	100	60	270	11,1	6,6	28,5	14,2	0,8	mf [6]	L and D sf max/min L/W, D calf [43]	[3]
3825262540	38,25	26,25	100	60	270	11,1	6,5	23,0	14,0	0,7	mf [6]	[34]	[3]
3825267540	38,25	26,75	200	80	185	12,4	7,0	67	15,0	1,7	mf [6]	W mf [6]; L and D from [34]	[6]
3825267540	38,25	26,75	200	80	185	12,3	6,9	54,1	14,8	1,1	mf [6]	L and D sf max/min L/W, D calf [43]	[3]
3825267540	38,25	26,75	200	80	185	12,2	6,8	43,7	14,6	1,0	mf [6]	L and D sf max/min L/W, D calf [43]	[3]
3825267540	38,25	26,75	200	80	185	12,1	6,7	35,3	14,4	0,9	mf [6]	L and D sf max/min L/W, D calf [43]	[3]
3825267540	38,25	26,75	200	80	185	12,0	6,6	28,5	14,2	0,8	mf [6]	L and D sf max/min L/W, D calf [43]	[3]

Table H.1. Earthquake source parameters for each scenario at each analysis bin in 0-40 km depth.

Grid reference	Grid Center Coordinates		strike (°)	dip (°)	rake (°)	depth (km)	Mw	L (km)	W (km)	D (m)	References		
	LAT	LON									s/d/r/depth	L/W/D	Mw
3825267540	38,25	26,75	200	80	185	11,9	6,5	23,0	14,0	0,7	mf [6]	[34]	[3]
3775267540	37,75	26,75	275	60	265	11,5	7,0	67	15,0	1,7	mf [6]	W mf [6]; L and D from [34]	[6]
3775267540	37,75	26,75	275	60	265	11,4	6,9	54,1	14,8	1,1	mf [6]	L and D sf max/min L/W, D calf [43]	[3]
3775267540	37,75	26,75	275	60	265	11,3	6,8	43,7	14,6	1,0	mf [6]	L and D sf max/min L/W, D calf [43]	[3]
3775267540	37,75	26,75	275	60	265	11,2	6,7	35,3	14,4	0,9	mf [6]	L and D sf max/min L/W, D calf [43]	[3]
3775267540	37,75	26,75	275	60	265	11,1	6,6	28,5	14,2	0,8	mf [6]	L and D sf max/min L/W, D calf [43]	[3]
3775267540	37,75	26,75	275	60	265	11,1	6,5	23,0	14,0	0,7	mf [6]	[34]	[3]
3725267540	37,25	26,75	60	60	270	11,5	7,0	67	15,0	1,7	mf [6]	W mf [6]; L and D from [34]	[6]
3725267540	37,25	26,75	60	60	270	11,4	6,9	54,1	14,8	1,1	mf [6]	L and D sf max/min L/W, D calf [43]	[3]
3725267540	37,25	26,75	60	60	270	11,3	6,8	43,7	14,6	1,0	mf [6]	L and D sf max/min L/W, D calf [43]	[3]
3725267540	37,25	26,75	60	60	270	11,2	6,7	35,3	14,4	0,9	mf [6]	L and D sf max/min L/W, D calf [43]	[3]
3725267540	37,25	26,75	60	60	270	11,1	6,6	28,5	14,2	0,8	mf [6]	L and D sf max/min L/W, D calf [43]	[3]
3725267540	37,25	26,75	60	60	270	11,1	6,5	23,0	14,0	0,7	mf [6]	[34]	[3]
3725272540	37,25	27,25	245	60	315	10,4	7,0	80	12,5	1,9	mf [6]	W mf [6]; L and D from [34]	[38]
3725272540	37,25	27,25	245	60	315	10,4	6,9	63,4	12,5	1,1	mf [6]	L and D sf max/min L/W, D calf [43]	[3]
3725272540	37,25	27,25	245	60	315	10,4	6,8	50,2	12,5	1,0	mf [6]	L and D sf max/min L/W, D calf [43]	[3]
3725272540	37,25	27,25	245	60	315	10,4	6,7	39,8	12,5	0,9	mf [6]	L and D sf max/min L/W, D calf [43]	[3]
3725272540	37,25	27,25	245	60	315	10,4	6,6	31,5	12,5	0,8	mf [6]	L and D sf max/min L/W, D calf [43]	[3]
3725272540	37,25	27,25	245	60	315	10,4	6,5	25	12,5	0,7	mf [6]	[34]	[3]
3675267540	36,75	26,75	60	60	270	11,5	7,0	67	15,0	1,7	mf [6]	W mf [6]; L and D from [34]	[38]
3675267540	36,75	26,75	60	60	270	11,3	6,9	55,0	14,5	1,1	mf [6]	L and D sf max/min L/W, D calf [43]	[3]
3675267540	36,75	26,75	60	60	270	11,0	6,8	45,2	13,9	1,0	mf [6]	L and D sf max/min L/W, D calf [43]	[3]
3675267540	36,75	26,75	60	60	270	10,8	6,7	37,1	13,4	0,9	mf [6]	L and D sf max/min L/W, D calf [43]	[3]
3675267540	36,75	26,75	60	60	270	10,6	6,6	30,4	13,0	0,8	mf [6]	L and D sf max/min L/W, D calf [43]	[3]
3675267540	36,75	26,75	60	60	270	10,4	6,5	25	12,5	0,7	mf [6]	[34]	[3]
3625272540	36,25	27,25	10	75	250	9,8	7,0	100	10,0	2,3	mf [6]	W mf [6]; L and D from [34]	[6]
3625272540	36,25	27,25	10	75	250	9,8	6,9	75,2	10,0	1,2	mf [6]	L and D sf max/min L/W, D calf [43]	[3]
3625272540	36,25	27,25	10	75	250	9,8	6,8	56,6	10,0	1,1	mf [6]	L and D sf max/min L/W, D calf [43]	[3]
3625272540	36,25	27,25	10	75	250	9,8	6,7	42,5	10,0	1,0	mf [6]	L and D sf max/min L/W, D calf [43]	[3]
3625272540	36,25	27,25	10	75	250	9,8	6,6	32,0	10,0	1,0	mf [6]	L and D sf max/min L/W, D calf [43]	[3]
3625272540	36,25	27,25	10	75	250	9,8	6,5	32	10,0	0,9	mf [6]	[34]	[3]
3225342540	32,25	34,25	200	45	15	10,3	7,0	67	15,0	1,7	hypothetical	W hypothetical; L and D from [34]	[36]
3225342540	32,25	34,25	200	45	15	10,2	6,9	54,1	14,8	1,1	hypothetical	L and D sf max/min L/W, D calf [43]	[3]
3225342540	32,25	34,25	200	45	15	10,2	6,8	43,7	14,6	1,0	hypothetical	L and D sf max/min L/W, D calf [43]	[3]
3225342540	32,25	34,25	200	45	15	10,1	6,7	35,3	14,4	0,9	hypothetical	L and D sf max/min L/W, D calf [43]	[3]
3225342540	32,25	34,25	200	45	15	10,0	6,6	28,5	14,2	0,8	hypothetical	L and D sf max/min L/W, D calf [43]	[3]
3225342540	32,25	34,25	200	45	15	9,9	6,5	23,0	14,0	0,7	hypothetical	[34]	[3]
3225347540	32,25	34,75	45	85	145	12,5	7,0	67	15,0	1,7	mf [5]	W hypothetical; L and D from [34]	[36]
3225347540	32,25	34,75	45	85	145	12,4	6,9	54,1	14,8	1,1	mf [5]	L and D sf max/min L/W, D calf [43]	[3]
3225347540	32,25	34,75	45	85	145	12,3	6,8	43,7	14,6	1,0	mf [5]	L and D sf max/min L/W, D calf [43]	[3]
3225347540	32,25	34,75	45	85	145	12,2	6,7	35,3	14,4	0,9	mf [5]	L and D sf max/min L/W, D calf [43]	[3]
3225347540	32,25	34,75	45	85	145	12,1	6,6	28,5	14,2	0,8	mf [5]	L and D sf max/min L/W, D calf [43]	[3]
3225347540	32,25	34,75	45	85	145	12,0	6,5	23,0	14,0	0,7	mf [5]	[34]	[3]
3175342540	31,75	34,25	200	45	15	10,3	7,0	67	15,0	1,7	hypothetical	W hypothetical; L and D from [34]	[36]
3175342540	31,75	34,25	200	45	15	10,2	6,9	54,1	14,8	1,1	hypothetical	L and D sf max/min L/W, D calf [43]	[3]
3175342540	31,75	34,25	200	45	15	10,2	6,8	43,7	14,6	1,0	hypothetical	L and D sf max/min L/W, D calf [43]	[3]
3175342540	31,75	34,25	200	45	15	10,1	6,7	35,3	14,4	0,9	hypothetical	L and D sf max/min L/W, D calf [43]	[3]
3175342540	31,75	34,25	200	45	15	10,0	6,6	28,5	14,2	0,8	hypothetical	L and D sf max/min L/W, D calf [43]	[3]
3175342540	31,75	34,25	200	45	15	9,9	6,5	23,0	14,0	0,7	hypothetical	[34]	[3]
3175347540	31,75	34,75	200	45	15	10,3	7,0	67	15,0	1,7	hypothetical	W hypothetical; L and D from [34]	[36]
3175347540	31,75	34,75	200	45	15	10,2	6,9	54,1	14,8	1,1	hypothetical	L and D sf max/min L/W, D calf [43]	[3]
3175347540	31,75	34,75	200	45	15	10,2	6,8	43,7	14,6	1,0	hypothetical	L and D sf max/min L/W, D calf [43]	[3]
3175347540	31,75	34,75	200	45	15	10,1	6,7	35,3	14,4	0,9	hypothetical	L and D sf max/min L/W, D calf [43]	[3]
3175347540	31,75	34,75	200	45	15	10,0	6,6	28,5	14,2	0,8	hypothetical	L and D sf max/min L/W, D calf [43]	[3]
3175347540	31,75	34,75	200	45	15	9,9	6,5	23,0	14,0	0,7	hypothetical	[34]	[3]
3775272540	37,75	27,25	285	60	310	11,5	6,9	53	15,0	1,4	mf [4] and [6]	W hypothetical; L and D from [34]	[4]
3775272540	37,75	27,25	285	60	310	11,4	6,8	43,0	14,7	1,0	mf [4] and [6]	L and D sf max/min L/W, D calf [43]	[3]
3775272540	37,75	27,25	285	60	310	11,3	6,7	34,9	14,5	0,9	mf [4] and [6]	L and D sf max/min L/W, D calf [43]	[3]
3775272540	37,75	27,25	285	60	310	11,2	6,6	28,3	14,2	0,8	mf [4] and [6]	L and D sf max/min L/W, D calf [43]	[3]
3775272540	37,75	27,25	285	60	310	11,1	6,5	23,0	14,0	0,7	mf [4] and [6]	[34]	[3]
3725227540	37,25	22,75	335	60	270	11,5	6,9	53	15,0	1,4	mf [6]	W mf [6]; L and D from [34]	[6]
3725227540	37,25	22,75	335	60	270	11,4	6,8	43,0	14,7	1,0	mf [6]	L and D sf max/min L/W, D calf [43]	[3]
3725227540	37,25	22,75	335	60	270	11,3	6,7	34,9	14,5	0,9	mf [6]	L and D sf max/min L/W, D calf [43]	[3]
3725227540	37,25	22,75	335	60	270	11,2	6,6	28,3	14,2	0,8	mf [6]	L and D sf max/min L/W, D calf [43]	[3]
3725227540	37,25	22,75	335	60	270	11,1	6,5	23,0	14,0	0,7	mf [6]	[34]	[3]
3725232540	37,25	23,25	340	60	270	10,4	6,9	64	12,5	1,6	mf [6]	W mf [6]; L and D from [34]	[6]
3725232540	37,25	23,25	340	60	270	10,4	6,8	50,6	12,5	1,0	mf [6]	L and D sf max/min L/W, D calf [43]	[3]
3725232540	37,25	23,25	340	60	270	10,4	6,7	40,0	12,5	0,9	mf [6]	L and D sf max/min L/W, D calf [43]	[3]
3725232540	37,25	23,25	340	60	270	10,4	6,6	31,6	12,5	0,8	mf [6]	L and D sf max/min L/W, D calf [43]	[3]
3725232540	37,25	23,25	340	60	270	10,4	6,5	25	12,5	0,7	mf [6]	[34]	[3]
3725262540	37,25	26,25	220	70	225	12,0	6,9	53	15,0	1,4	mf [6]	W mf [6]; L and D from [34]	[6]
3725262540	37,25	26,25	220	70	225	11,9	6,8	43,0	14,7	1,0	mf [6]	L and D sf max/min L/W, D calf [43]	[3]

Table H.1. Earthquake source parameters for each scenario at each analysis bin in 0-40 km depth.

Grid reference	Grid Center Coordinates		strike (°)	dip (°)	rake (°)	depth (km)	Mw	L (km)	W (km)	D (m)	References		
	LAT	LON									s/d/r/depth	L/W/D	Mw
3725262540	37,25	26,25	220	70	225	11,8	6,7	34,9	14,5	0,9	mf [6]	L and D sf max/min L/W, D calf [43]	[3]
3725262540	37,25	26,25	220	70	225	11,7	6,6	28,3	14,2	0,8	mf [6]	L and D sf max/min L/W, D calf [43]	[3]
3725262540	37,25	26,25	220	70	225	11,6	6,5	23,0	14,0	0,7	mf [6]	[34]	[3]
3675227540	36,75	22,75	165	55	270	10,1	6,9	64	12,5	1,6	mf [6]	W mf [6]; L and D from [34]	[6]
3675227540	36,75	22,75	165	55	270	10,1	6,8	50,6	12,5	1,0	mf [6]	L and D sf max/min L/W, D calf [43]	[3]
3675227540	36,75	22,75	165	55	270	10,1	6,7	40,0	12,5	0,9	mf [6]	L and D sf max/min L/W, D calf [43]	[3]
3675227540	36,75	22,75	165	55	270	10,1	6,6	31,6	12,5	0,8	mf [6]	L and D sf max/min L/W, D calf [43]	[3]
3675227540	36,75	22,75	165	55	270	10,1	6,5	25	12,5	0,7	mf [6]	[34]	[3]
3925267540	39,25	26,75	70	60	230	12,6	6,8	36	17,5	1,0	mf [6]	W mf [6]; L and D from [34]	[36]
3925267540	39,25	26,75	70	60	230	12,0	6,7	31,0	16,2	0,9	mf [6]	L and D sf max/min L/W, D calf [43]	[3]
3925267540	39,25	26,75	70	60	230	11,5	6,6	26,7	15,1	0,8	mf [6]	L and D sf max/min L/W, D calf [43]	[3]
3925267540	39,25	26,75	70	60	230	11,1	6,5	23,0	14,0	0,7	mf [6]	[34]	[3]
3875267540	38,75	26,75	320	80	315	11,2	6,8	50	12,5	1,3	mf [6]	W mf [6]; L and D from [34]	[36]
3875267540	38,75	26,75	320	80	315	11,2	6,7	39,7	12,5	0,9	mf [6]	L and D sf max/min L/W, D calf [43]	[3]
3875267540	38,75	26,75	320	80	315	11,2	6,6	31,5	12,5	0,8	mf [6]	L and D sf max/min L/W, D calf [43]	[3]
3875267540	38,75	26,75	320	80	315	11,2	6,5	25	12,5	0,7	mf [6]	[34]	[3]
3825247540	38,25	24,75	215	55	200	10,1	6,8	50	12,5	1,3	mf [6]	W mf [6]; L and D from [34]	[6]
3825247540	38,25	24,75	215	55	200	10,1	6,7	39,7	12,5	0,9	mf [6]	L and D sf max/min L/W, D calf [43]	[3]
3825247540	38,25	24,75	215	55	200	10,1	6,6	31,5	12,5	0,8	mf [6]	L and D sf max/min L/W, D calf [43]	[3]
3825247540	38,25	24,75	215	55	200	10,1	6,5	25	12,5	0,7	mf [6]	[34]	[3]
3825252540	38,25	25,25	150	65	345	11,8	6,8	42	15,0	1,1	mf [6]	W mf [6]; L and D from [34]	[6]
3825252540	38,25	25,25	150	65	345	11,6	6,7	34,4	14,7	0,9	mf [6]	L and D sf max/min L/W, D calf [43]	[3]
3825252540	38,25	25,25	150	65	345	11,5	6,6	28,1	14,3	0,8	mf [6]	L and D sf max/min L/W, D calf [43]	[3]
3825252540	38,25	25,25	150	65	345	11,3	6,5	23,0	14,0	0,7	mf [6]	[34]	[3]
3775257540	37,75	25,75	135	60	335	11,5	6,8	42	15,0	1,1	mf [6]	W mf [6]; L and D from [34]	[36]
3775257540	37,75	25,75	135	60	335	11,3	6,7	34,4	14,7	0,9	mf [6]	L and D sf max/min L/W, D calf [43]	[3]
3775257540	37,75	25,75	135	60	335	11,2	6,6	28,1	14,3	0,8	mf [6]	L and D sf max/min L/W, D calf [43]	[3]
3775257540	37,75	25,75	135	60	335	11,1	6,5	23,0	14,0	0,7	mf [6]	[34]	[3]
3775262540	37,75	26,25	240	75	225	12,2	6,8	42	15,0	1,1	mf [6]	W mf [6]; L and D from [34]	[6]
3775262540	37,75	26,25	240	75	225	12,1	6,7	34,4	14,7	0,9	mf [6]	L and D sf max/min L/W, D calf [43]	[3]
3775262540	37,75	26,25	240	75	225	11,9	6,6	28,1	14,3	0,8	mf [6]	L and D sf max/min L/W, D calf [43]	[3]
3775262540	37,75	26,25	240	75	225	11,8	6,5	23,0	14,0	0,7	mf [6]	[34]	[3]
3675237540	36,75	23,75	320	55	275	10,1	6,8	50	12,5	1,3	mf [6]	W mf [6]; L and D from [34]	[38]
3675237540	36,75	23,75	320	55	275	10,1	6,7	39,7	12,5	0,9	mf [6]	L and D sf max/min L/W, D calf [43]	[3]
3675237540	36,75	23,75	320	55	275	10,1	6,6	31,5	12,5	0,8	mf [6]	L and D sf max/min L/W, D calf [43]	[3]
3675237540	36,75	23,75	320	55	275	10,1	6,5	25	12,5	0,7	mf [6]	[34]	[3]
3625237540	36,25	23,75	95	55	265	9,1	6,8	63	10,0	1,6	mf [6]	W mf [6]; L and D from [34]	[38]
3625237540	36,25	23,75	95	55	265	9,1	6,7	50,3	10,0	0,9	mf [6]	L and D sf max/min L/W, D calf [43]	[3]
3625237540	36,25	23,75	95	55	265	9,1	6,6	40,1	10,0	0,8	mf [6]	L and D sf max/min L/W, D calf [43]	[3]
3625237540	36,25	23,75	95	55	265	9,1	6,5	32	10,0	0,9	mf [6]	[34]	[3]
3625242540	36,25	24,25	90	50	270	8,8	6,8	63	10,0	1,6	mf [6]	W mf [6]; L and D from [34]	[38]
3625242540	36,25	24,25	90	50	270	8,8	6,7	50,3	10,0	0,9	mf [6]	L and D sf max/min L/W, D calf [43]	[3]
3625242540	36,25	24,25	90	50	270	8,8	6,6	40,1	10,0	0,8	mf [6]	L and D sf max/min L/W, D calf [43]	[3]
3625242540	36,25	24,25	90	50	270	8,8	6,5	32	10,0	0,9	mf [6]	[34]	[3]
3625267540	36,25	26,75	90	60	290	10,4	6,8	50	12,5	1,3	mf [6]	W mf [6]; L and D from [34]	[38]
3625267540	36,25	26,75	90	60	290	10,4	6,7	39,7	12,5	0,9	mf [6]	L and D sf max/min L/W, D calf [43]	[3]
3625267540	36,25	26,75	90	60	290	10,4	6,6	31,5	12,5	0,8	mf [6]	L and D sf max/min L/W, D calf [43]	[3]
3625267540	36,25	26,75	90	60	290	10,4	6,5	25	12,5	0,7	mf [6]	[34]	[3]
3525277540	35,25	27,75	315	25	125	11,3	6,8	21	30,0	0,6	mf [4]	W averaged from 3625272540 and 3625297540; L and D from [34]	[38]
3525277540	35,25	27,75	315	25	125	9,9	6,7	21,6	23,3	0,9	mf [4]	L and D sf max/min L/W, D calf [43]	[3]
3525277540	35,25	27,75	315	25	125	8,8	6,6	22,3	18,0	0,8	mf [4]	L and D sf max/min L/W, D calf [43]	[3]
3525277540	35,25	27,75	315	25	125	8,0	6,5	23,0	14,0	0,7	mf [4]	[34]	[3]
3425267540	34,25	26,75	230	70	240	12,0	6,8	42	15,0	1,1	mf [1]	W hypothetical; L and D from [34]	[38]
3425267540	34,25	26,75	230	70	240	11,9	6,7	34,4	14,7	0,9	mf [1]	L and D sf max/min L/W, D calf [43]	[3]
3425267540	34,25	26,75	230	70	240	11,7	6,6	28,1	14,3	0,8	mf [1]	L and D sf max/min L/W, D calf [43]	[3]
3425267540	34,25	26,75	230	70	240	11,6	6,5	23,0	14,0	0,7	mf [1]	[34]	[3]
3425272540	34,25	27,25	230	70	240	12,0	6,8	42	15,0	1,1	cf 3425272540	W hypothetical; L and D from [34]	[38]
3425272540	34,25	27,25	230	70	240	11,9	6,7	34,4	14,7	0,9	cf 3425272540	L and D sf max/min L/W, D calf [43]	[3]
3425272540	34,25	27,25	230	70	240	11,7	6,6	28,1	14,3	0,8	cf 3425272540	L and D sf max/min L/W, D calf [43]	[3]
3425272540	34,25	27,25	230	70	240	11,6	6,5	23,0	14,0	0,7	cf 3425272540	[34]	[3]
3875237540	38,75	23,75	300	60	280	10,4	6,7	40	12,5	1,1	mf [6]	W mf [6]; L and D from [34]	[6]
3875237540	38,75	23,75	300	60	280	10,4	6,6	31,6	12,5	0,8	mf [6]	L and D sf max/min L/W, D calf [43]	[3]
3875237540	38,75	23,75	300	60	280	10,4	6,5	25	12,5	0,7	mf [6]	[34]	[3]
3875242540	38,75	24,25	280	55	280	10,1	6,7	40	12,5	1,1	mf [6]	W mf [6]; L and D from [34]	[6]
3875242540	38,75	24,25	280	55	280	10,1	6,6	31,6	12,5	0,8	mf [6]	L and D sf max/min L/W, D calf [43]	[3]
3875242540	38,75	24,25	280	55	280	10,1	6,5	25	12,5	0,7	mf [6]	[34]	[3]
3825232540	38,25	23,25	70	55	270	10,1	6,7	40	12,5	1,1	mf [6]	W mf [6]; L and D from [34]	[6]
3825232540	38,25	23,25	70	55	270	10,1	6,6	31,6	12,5	0,8	mf [6]	L and D sf max/min L/W, D calf [43]	[3]
3825232540	38,25	23,25	70	55	270	10,1	6,5	25	12,5	0,7	mf [6]	[34]	[3]
3825237540	38,25	23,75	290	50	275	9,8	6,7	40	12,5	1,1	mf [6]	W mf [6]; L and D from [34]	[6]
3825237540	38,25	23,75	290	50	275	9,8	6,6	31,6	12,5	0,8	mf [6]	L and D sf max/min L/W, D calf [43]	[3]
3825237540	38,25	23,75	290	50	275	9,8	6,5	25	12,5	0,7	mf [6]	[34]	[3]

Table H.1. Earthquake source parameters for each scenario at each analysis bin in 0-40 km depth.

Grid reference	Grid Center Coordinates		strike (°)	dip (°)	rake (°)	depth (km)	Mw	L (km)	W (km)	D (m)	References		
	LAT	LON									s/d/r/depth	L/W/D	Mw
3825242540	38,25	24,25	280	50	270	9,8	6,7	40	12,5	1,1	mf [6]	W mf [6]; L and D from [34]	[6]
3825242540	38,25	24,25	280	50	270	9,8	6,6	31,6	12,5	0,8	mf [6]	L and D sf max/min L/W, D calf [43]	[3]
3825242540	38,25	24,25	280	50	270	9,8	6,5	25	12,5	0,7	mf [6]	[34]	[3]
3725237540	37,25	23,75	320	55	275	10,1	6,7	40	12,5	1,1	mf [6]	W mf [6]; L and D from [34]	[6]
3725237540	37,25	23,75	320	55	275	10,1	6,6	31,6	12,5	0,8	mf [6]	L and D sf max/min L/W, D calf [43]	[3]
3725237540	37,25	23,75	320	55	275	10,1	6,5	25	12,5	0,7	mf [6]	[34]	[3]
3725242540	37,25	24,25	80	60	270	10,4	6,7	40	12,5	1,1	mf [6]	W mf [6]; L and D from [34]	[6]
3725242540	37,25	24,25	80	60	270	10,4	6,6	31,6	12,5	0,8	mf [6]	L and D sf max/min L/W, D calf [43]	[3]
3725242540	37,25	24,25	80	60	270	10,4	6,5	25	12,5	0,7	mf [6]	[34]	[3]
3725247540	37,25	24,75	55	60	270	10,4	6,7	40	12,5	1,1	mf [6]	W mf [6]; L and D from [34]	[6]
3725247540	37,25	24,75	55	60	270	10,4	6,6	31,6	12,5	0,8	mf [6]	L and D sf max/min L/W, D calf [43]	[3]
3725247540	37,25	24,75	55	60	270	10,4	6,5	25	12,5	0,7	mf [6]	[34]	[3]
3675247540	36,75	24,75	290	60	80	10,4	6,7	40	12,5	1,1	mf [6]	W mf [6]; L and D from [34]	[6]
3675247540	36,75	24,75	290	60	80	10,4	6,6	31,6	12,5	0,8	mf [6]	L and D sf max/min L/W, D calf [43]	[3]
3675247540	36,75	24,75	290	60	80	10,4	6,5	25	12,5	0,7	mf [6]	[34]	[3]
3675252540	36,75	25,25	75	60	270	10,4	6,7	40	12,5	1,1	mf [6]	W mf [6]; L and D from [34]	[6]
3675252540	36,75	25,25	75	60	270	10,4	6,6	31,6	12,5	0,8	mf [6]	L and D sf max/min L/W, D calf [43]	[3]
3675252540	36,75	25,25	75	60	270	10,4	6,5	25	12,5	0,7	mf [6]	[34]	[3]
3325297540	33,25	29,75	215	75	25	12,2	6,7	34	15,0	0,9	mf [7]	W hypothetical; L and D from [34]	[7]
3325297540	33,25	29,75	215	75	25	11,6	6,6	29,2	13,7	0,8	mf [7]	L and D sf max/min L/W, D calf [43]	[3]
3325297540	33,25	29,75	215	75	25	11,0	6,5	25	12,5	0,7	mf [7]	[34]	[3]
3275297540	32,75	29,75	215	70	20	9,7	6,7	50	10,0	1,3	mf [4]	W hypothetical; L and D from [34]	[4]
3275297540	32,75	29,75	215	70	20	10,3	6,6	35,4	11,2	0,8	mf [4]	L and D sf max/min L/W, D calf [43]	[3]
3275297540	32,75	29,75	215	70	20	10,9	6,5	25	12,5	0,7	mf [4]	[34]	[3]
4175322540	41,75	32,25	75	35	90	9,3	6,6	27	15,0	0,8	mf [6]	W mf [6]; L and D from [34]	[37]
4175322540	41,75	32,25	75	35	90	9,0	6,5	23,0	14,0	0,7	mf [6]	[34]	[3]
4125317540	41,25	31,75	70	40	90	9,8	6,6	27	15,0	0,8	cf 4125312540	W mf [6]; L and D from [34]	[36]
4125317540	41,25	31,75	70	40	90	9,5	6,5	23,0	14,0	0,7	cf 4125312540	[34]	[3]
3775232540	37,75	23,25	100	55	270	10,1	6,6	32	12,5	0,9	mf [6]	W mf [6]; L and D from [34]	[6]
3775232540	37,75	23,25	100	55	270	10,1	6,5	25	12,5	0,7	mf [6]	[34]	[3]
4575307540	45,75	30,75	45	45	60	9,9	6,5	23	14	0,7	mf [1]	[34]	hypothetical
4475287540	44,75	28,75	160	45	340	9,9	6,5	23	14	0,7	mf [2]	[34]	hypothetical
4475372540	44,75	37,25	200	80	30	11,9	6,5	23	14	0,7	mf [4]	[34]	hypothetical
4475377540	44,75	37,75	330	60	85	11,1	6,5	23	14	0,7	mf [1]	[34]	hypothetical
4425342540	44,25	34,25	40	45	270	9,9	6,5	23	14	0,7	[3]	[34]	[36]
4425372540	44,25	37,25	280	60	300	11,1	6,5	23	14	0,7	mf [1]	[34]	hypothetical
4425382540	44,25	38,25	110	70	270	11,6	6,5	23	14	0,7	mf [4]	[34]	hypothetical
4375382540	43,75	38,25	120	80	90	11,9	6,5	23	14	0,7	mf [5]	[34]	hypothetical
4325292540	43,25	29,25	305	65	5	10,9	6,5	25	13,0	0,7	mf [7]	[34]	hypothetical
4325357540	43,25	35,75	190	40	130	9,5	6,5	23	14	0,7	mf [8]	[34]	hypothetical
4275287540	42,75	28,75	230	20	230	7,4	6,5	23	14	0,7	mf [9]	[34]	hypothetical
4275327540	42,75	32,75	360	85	190	12,0	6,5	23	14	0,7	mf [5]	[34]	hypothetical
4275357540	42,75	35,75	180	35	120	9,0	6,5	23	14	0,7	mf [1]	[34]	hypothetical
4225282540	42,25	28,25	165	85	185	12,5	6,5	21	15,0	0,6	mf [6]	W mf [6]; L and D from [34]	hypothetical
4225317540	42,25	31,75	75	35	90	9,3	6,5	21	15,0	0,6	mf [6]	W mf [6]; L and D from [34]	hypothetical
4225322540	42,25	32,25	75	30	90	8,8	6,5	21	15,0	0,6	mf [6]	W mf [6]; L and D from [34]	hypothetical
4225327540	42,25	32,75	50	45	90	10,3	6,5	21	15,0	0,6	mf [6]	W mf [6]; L and D from [34]	hypothetical
4225332540	42,25	33,25	90	35	90	9,3	6,5	21	15,0	0,6	mf [6]	W mf [6]; L and D from [34]	hypothetical
4225337540	42,25	33,75	85	35	90	9,3	6,5	21	15,0	0,6	mf [6]	W mf [6]; L and D from [34]	hypothetical
4225342540	42,25	34,25	90	35	90	9,3	6,5	21	15,0	0,6	mf [6]	W mf [6]; L and D from [34]	hypothetical
4225347540	42,25	34,75	105	35	90	9,3	6,5	21	15,0	0,6	mf [6]	W mf [6]; L and D from [34]	hypothetical
4225352540	42,25	35,25	105	35	90	9,3	6,5	21	15,0	0,6	mf [6]	W mf [6]; L and D from [34]	hypothetical
4225357540	42,25	35,75	105	35	90	9,3	6,5	21	15,0	0,6	mf [6]	W mf [6]; L and D from [34]	hypothetical
4225362540	42,25	36,25	135	45	90	10,3	6,5	21	15,0	0,6	mf [6]	W mf [6]; 0.6	hypothetical
4175282540	41,75	28,25	165	85	185	13,0	6,5	20	16,0	0,6	mf [6]	W mf [6]; L and D from [34]	hypothetical
4175287540	41,75	28,75	90	35	90	9,3	6,5	21	15,0	0,6	mf [6]	W mf [6]; L and D from [34]	hypothetical
4175307540	41,75	30,75	75	35	90	9,3	6,5	21	15,0	0,6	mf [6]	W mf [6]; L and D from [34]	hypothetical
4175312540	41,75	31,25	60	40	90	9,8	6,5	21	15,0	0,6	mf [6]	W mf [6]; L and D from [34]	hypothetical
4175317540	41,75	31,75	75	30	90	8,8	6,5	21	15,0	0,6	mf [6]	W mf [6]; L and D from [34]	hypothetical
4175357540	41,75	35,75	110	35	90	9,3	6,5	21	15,0	0,6	mf [6]	W mf [6]; L and D from [34]	hypothetical
4175362540	41,75	36,25	150	50	90	10,7	6,5	21	15,0	0,6	mf [6]	W mf [6]; L and D from [34]	hypothetical
4175412540	41,75	41,25	50	30	90	8,8	6,5	21	15,0	0,6	mf [6]	W mf [6]; L and D from [34]	hypothetical
4175417540	41,75	41,75	50	30	90	8,8	6,5	21	15,0	0,6	mf [6]	W mf [6]; L and D from [34]	hypothetical
4125287540	41,25	28,75	90	35	90	9,3	6,5	21	15,0	0,6	mf [6]	W mf [6]; L and D from [34]	hypothetical
4125292540	41,25	29,25	90	35	90	9,3	6,5	21	15,0	0,6	mf [6]	W mf [6]; L and D from [34]	hypothetical
4125297540	41,25	29,75	90	35	90	9,3	6,5	21	15,0	0,6	mf [6]	W mf [6]; L and D from [34]	hypothetical
4125302540	41,25	30,25	85	35	90	9,3	6,5	21	15,0	0,6	mf [6]	W mf [6]; L and D from [34]	hypothetical
4125307540	41,25	30,75	75	35	90	9,3	6,5	21	15,0	0,6	mf [6]	W mf [6]; L and D from [34]	hypothetical
4125312540	41,25	31,25	70	40	90	9,8	6,5	21	15,0	0,6	mf [6]	W mf [6]; L and D from [34]	hypothetical
4125362540	41,25	36,25	150	50	90	10,7	6,5	21	15,0	0,6	mf [6]	W mf [6]; L and D from [34]	hypothetical
4125372540	41,25	37,25	90	30	90	8,8	6,5	21	15,0	0,6	mf [6]	W mf [6]; L and D from [34]	hypothetical
4125377540	41,25	37,75	90	30	90	8,8	6,5	21	15,0	0,6	mf [6]	W mf [6]; L and D from [34]	hypothetical

Table H.1. Earthquake source parameters for each scenario at each analysis bin in 0-40 km depth.

Grid reference	Grid Center Coordinates		strike (°)	dip (°)	rake (°)	depth (km)	Mw	L (km)	W (km)	D (m)	References		
	LAT	LON									s/d/r/depth	L/W/D	Mw
4125382540	41,25	38,25	85	30	90	8,8	6,5	21	15,0	0,6	mf [6]	W mf [6]; L and D from [34]	hypothetical
4125387540	41,25	38,75	80	30	90	8,8	6,5	21	15,0	0,6	mf [6]	W mf [6]; L and D from [34]	hypothetical
4125392540	41,25	39,25	80	30	90	8,8	6,5	21	15,0	0,6	mf [6]	W mf [6]; L and D from [34]	hypothetical
4125397540	41,25	39,75	85	30	90	8,8	6,5	21	15,0	0,6	mf [6]	W mf [6]; L and D from [34]	hypothetical
4125402540	41,25	40,25	85	30	90	8,8	6,5	21	15,0	0,6	mf [6]	W mf [6]; L and D from [34]	hypothetical
4125407540	41,25	40,75	50	30	90	8,8	6,5	21	15,0	0,6	mf [6]	W mf [6]; L and D from [34]	hypothetical
4125412540	41,25	41,25	50	30	90	8,8	6,5	21	15,0	0,6	mf [6]	W mf [6]; L and D from [34]	hypothetical
3975227540	39,75	22,75	290	50	270	10,7	6,5	21	15,0	0,6	mf [6]	W mf [6]; L and D from [34]	[6]
3975262540	39,75	26,25	240	55	280	10,7	6,5	23	14	0,7	mf [5]	[34]	hypothetical
3875272540	38,75	27,25	210	75	330	11,0	6,5	25	12,5	0,7	mf [6]	W mf [6]; L and D from [34]	hypothetical
3825272540	38,25	27,25	100	45	270	9,4	6,5	25	12,5	0,7	mf [6]	W mf [6]; L and D from [34]	hypothetical
3775237540	37,75	23,75	115	40	280	9,5	6,5	23	14	0,7	mf [1]	[34]	[38]
3775242540	37,75	24,25	80	50	280	10,4	6,5	23	14	0,7	mf [11]	[34]	hypothetical
3775247540	37,75	24,75	80	50	280	10,4	6,5	23	14	0,7	mf [11]	[34]	hypothetical
3775252540	37,75	25,25	275	45	255	9,9	6,5	23	14	0,7	mf [10]	[34]	hypothetical
3725252540	37,25	25,25	65	40	270	9,0	6,5	25	12,5	0,7	mf [11]	W mf [11]; L and D from [34]	hypothetical
3725257540	37,25	25,75	65	40	270	9,0	6,5	25	12,5	0,7	mf [11]	W mf [11]; L and D from [34]	hypothetical
3725277540	37,25	27,75	45	70	305	10,9	6,5	25	12,5	0,7	mf [6]	W mf [6]; L and D from [34]	hypothetical
3675242540	36,75	24,25	270	60	270	10,4	6,5	25	12,5	0,7	mf [6]	W mf [6]; L and D from [34]	[38]
3675292540	36,75	29,25	265	50	270	10,7	6,5	21	15,0	0,6	mf [6]	W mf [6]; L and D from [34]	hypothetical
3675307540	36,75	30,75	20	50	270	10,7	6,5	21	15,0	0,6	mf [6]	W mf [6]; L and D from [34]	hypothetical
3675312540	36,75	31,25	320	40	100	14,6	6,5	11	30,0	0,4	mf [6]	W mf [6]; L and D from [34]	hypothetical
3675317540	36,75	31,75	320	40	100	14,6	6,5	11	30,0	0,4	mf [6]	W mf [6]; L and D from [34]	hypothetical
3675342540	36,75	34,25	25	15	265	6,8	6,5	23	14	0,7	mf [1] and [8] Catalogues	[34]	hypothetical
3675347540	36,75	34,75	110	85	315	12,0	6,5	23	14	0,7	mf [5]	[34]	hypothetical
3675352540	36,75	35,25	220	60	35	15,8	6,5	13	25,0	0,4	mf [6]	W mf [6]; L and D from [34]	hypothetical
3675357540	36,75	35,75	225	60	35	15,8	6,5	13	25,0	0,4	mf [6]	W mf [6]; L and D from [34]	hypothetical
3675362540	36,75	36,25	235	80	350	14,8	6,5	16	20,0	0,4	mf [6]	W mf [6]; L and D from [34]	hypothetical
3625317540	36,25	31,75	320	40	100	14,6	6,5	11	30,0	0,4	mf [6]	W mf [6]; L and D from [34]	hypothetical
3625322540	36,25	32,25	320	40	100	14,6	6,5	11	30,0	0,4	mf [6]	W mf [6]; L and D from [34]	hypothetical
3625327540	36,25	32,75	320	40	100	14,6	6,5	11	30,0	0,4	mf [6]	W mf [6]; L and D from [34]	hypothetical
3625347540	36,25	34,75	215	60	35	15,8	6,5	13	25,0	0,4	mf [6]	W mf [6]; L and D from [34]	hypothetical
3625352540	36,25	35,25	215	60	35	20,2	6,5	9	35,0	0,3	mf [6]	W mf [6]; L and D from [34]	hypothetical
3575302540	35,75	30,25	265	80	270	12,4	6,5	21	15,0	0,6	mf [5]	W hypothetical; L and D from [34]	hypothetical
3575307540	35,75	30,75	30	70	170	11,6	6,5	23	14	0,7	mf [17]	[34]	hypothetical
3575312540	35,75	31,25	140	85	75	12,0	6,5	23	14	0,7	mf [5]	[34]	hypothetical
3575317540	35,75	31,75	140	85	80	12,0	6,5	23	14	0,7	mf [1]	[34]	hypothetical
3575322540	35,75	32,25	315	40	100	14,6	6,5	11	30,0	0,4	mf [6]	W mf [6]; L and D from [34]	hypothetical
3575332540	35,75	33,25	320	40	100	11,4	6,5	16	20,0	0,5	mf [6]	W mf [6]; L and D from [34]	[6]
3575342540	35,75	34,25	235	50	70	13,6	6,5	14	22,5	0,5	mf [6]	W mf [6]; L and D from [34]	hypothetical
3575347540	35,75	34,75	225	55	70	14,2	6,5	14	22,5	0,5	mf [6]	W mf [6]; L and D from [34]	hypothetical
3575352540	35,75	35,25	165	75	255	11,8	6,5	23	14	0,7	mf [17]	[34]	hypothetical
3575357540	35,75	35,75	220	55	60	14,2	6,5	14	22,5	0,5	mf [6]	W mf [6]; L and D from [34]	hypothetical
3525222540	35,25	22,25	320	30	105	8,5	6,5	23	14	0,7	mf [11]	[34]	hypothetical
3525297540	35,25	29,75	295	30	100	8,5	6,5	23	14	0,7	mf [11]	[34]	hypothetical
3525307540	35,25	30,75	265	70	165	11,6	6,5	23	14	0,7	mf [5] and [8]	[34]	hypothetical
3525312540	35,25	31,25	160	30	110	8,5	6,5	23	14	0,7	mf [17]	[34]	hypothetical
3525317540	35,25	31,75	140	85	75	12,0	6,5	23	14	0,7	cf 3575312540	[34]	hypothetical
3525332540	35,25	33,25	320	40	100	12,2	6,5	14	22,5	0,5	mf [6]	W mf [6]; L and D from [34]	hypothetical
3525337540	35,25	33,75	310	35	100	10,7	6,5	16	20,0	0,5	mf [6]	W mf [6]; L and D from [34]	hypothetical
3525342540	35,25	34,25	270	55	70	13,2	6,5	16	20,0	0,5	mf [6]	W mf [6]; L and D from [34]	hypothetical
3525347540	35,25	34,75	250	50	70	13,6	6,5	14	22,5	0,5	mf [6]	W mf [6]; L and D from [34]	hypothetical
3525352540	35,25	35,25	250	50	60	13,6	6,5	14	22,5	0,5	mf [6]	W mf [6]; L and D from [34]	hypothetical
3525357540	35,25	35,75	225	55	60	14,2	6,5	14	22,5	0,5	mf [6]	W mf [6]; L and D from [34]	hypothetical
3475222540	34,75	22,25	325	85	175	12,0	6,5	23	14	0,7	mf [20]	[34]	hypothetical
3475277540	34,75	27,75	290	25	95	8,0	6,5	23	14	0,7	mf [22]	[34]	hypothetical
3475282540	34,75	28,25	230	75	335	11,8	6,5	23	14	0,7	mf [1]	[34]	hypothetical
3475287540	34,75	28,75	235	60	245	11,1	6,5	23	14	0,7	cf 3475292540	[34]	hypothetical
3475292540	34,75	29,25	235	60	245	11,1	6,5	23	14	0,7	mf [5]	[34]	hypothetical
3475297540	34,75	29,75	295	30	100	8,5	6,5	23	14	0,7	mf [11]	[34]	hypothetical
3475312540	34,75	31,25	40	80	145	11,9	6,5	23	14	0,7	mf [5]	[34]	hypothetical
3475347540	34,75	34,75	260	40	100	11,4	6,5	16	20,0	0,5	mf [6]	W mf [6]; L and D from [34]	hypothetical
3475352540	34,75	35,25	255	40	100	11,4	6,5	16	20,0	0,5	mf [6]	W mf [6]; L and D from [34]	hypothetical
3425222540	34,25	22,25	285	35	75	9,0	6,5	23	14	0,7	mf [10]	[34]	hypothetical
3425227540	34,25	22,75	285	35	75	9,0	6,5	23	14	0,7	mf [10]	[34]	hypothetical
3425232540	34,25	23,25	125	70	95	11,6	6,5	23	14	0,7	mf [5]	[34]	hypothetical
3425237540	34,25	23,75	285	35	75	9,0	6,5	23	14	0,7	mf [10]	[34]	hypothetical
3425277540	34,25	27,75	65	50	325	10,4	6,5	23	14	0,7	cf 3425282540	[34]	hypothetical
3425282540	34,25	28,25	65	50	325	10,4	6,5	23	14	0,7	mf [23]	[34]	hypothetical
3425287540	34,25	28,75	60	35	80	9,0	6,5	23	14	0,7	mf [17]	[34]	hypothetical
3425352540	34,25	35,25	75	60	30	11,1	6,5	23	14	0,7	mf [10]	[34]	hypothetical
3375227540	33,75	22,75	230	45	110	9,9	6,5	23	14	0,7	mf [24]	[34]	hypothetical

Table H.1. Earthquake source parameters for each scenario at each analysis bin in 0-40 km depth.

Grid reference	Grid Center Coordinates		strike (°)	dip (°)	rake (°)	depth (km)	Mw	L (km)	W (km)	D (m)	References		
	LAT	LON									s/d/r/depth	L/W/D	Mw
3375232540	33,75	23,25	230	45	110	9,9	6,5	23	14	0,7	cf 3375227540	[34]	hypothetical
3375237540	33,75	23,75	230	45	110	9,9	6,5	23	14	0,7	cf 3375227540	[34]	hypothetical
3375242540	33,75	24,25	180	70	345	11,6	6,5	23	14	0,7	mf [8]	[34]	hypothetical
3375247540	33,75	24,75	180	70	345	11,6	6,5	23	14	0,7	mf [1]	[34]	hypothetical
3375252540	33,75	25,25	90	45	60	9,9	6,5	23	14	0,7	mf [1]	[34]	hypothetical
3375257540	33,75	25,75	295	30	110	8,5	6,5	23	14	0,7	mf [1]	[34]	hypothetical
3375262540	33,75	26,25	95	60	75	11,1	6,5	23	14	0,7	mf [5]	[34]	hypothetical
3375267540	33,75	26,75	115	45	340	9,9	6,5	23	14	0,7	mf [1]	[34]	hypothetical
3375272540	33,75	27,25	40	60	190	11,1	6,5	23	14	0,7	cf 3375277540	[34]	hypothetical
3375277540	33,75	27,75	40	60	190	11,1	6,5	23	14	0,7	mf [4]	[34]	hypothetical
3375322540	33,75	32,25	40	65	145	14,1	6,5	16	20,0	0,5	cf 3475327540	cf 3475327540; L and D from [34]	hypothetical
3375327540	33,75	32,75	40	65	145	14,1	6,5	16	20,0	0,5	cf 3475327540	cf 3475327540; L and D from [34]	hypothetical
3375332540	33,75	33,25	95	75	355	12,2	6,5	21	15,0	0,6	mf [8]	W hypothetical; L and D from [34]	hypothetical
3325342540	33,25	34,25	200	45	15	9,9	6,5	23	14	0,7	hypothetical	[34]	hypothetical
3325347540	33,25	34,75	200	45	15	9,9	6,5	23	14	0,7	hypothetical	[34]	hypothetical
3275242540	32,75	24,25	325	40	350	8,2	6,5	32	10,0	0,9	mf [23]	W hypothetical; L and D from [34]	hypothetical
3275342540	32,75	34,25	200	45	15	9,9	6,5	23	14	0,7	hypothetical	[34]	hypothetical
3275347540	32,75	34,75	200	45	15	9,9	6,5	23	14	0,7	hypothetical	[34]	hypothetical
3225297540	32,25	29,75	35	25	90	8,0	6,5	23	14	0,7	mf [17]	[34]	hypothetical
3225302540	32,25	30,25	150	65	50	11,3	6,5	23	14	0,7	mf [4]	[34]	hypothetical
3175302540	31,75	30,25	305	10	250	6,2	6,5	23	14	0,7	mf [25]	[34]	hypothetical
3125272540	31,25	27,25	155	45	90	9,9	6,5	23	14	0,7	mf [1]	[34]	hypothetical
3125277540	31,25	27,75	155	45	90	9,9	6,5	23	14	0,7	mf [23]	[34]	hypothetical

Table H.1: Index for the Tsunami Model Parameters Database.

[1]	ISC MT Catalogue
[2]	Radulian *et al*., 2002
[3]	Necmioğlu - PhD Thesis, 2014
[4]	EMMA MT Catalogue
[5]	Kalafat MT Catalogue
[6]	Basili *et al.*, 2013 (SHARE)
[7]	Constantinescu *et al.*, 1966 (TRANSFER)
[8]	INGV RCMT Catalogue (TRANSFER)
[9]	Dineva *et al.*, 1993 (TRANSFER)
[10]	Sorensen *et al*., 2012
[11]	Moratto *et al*., 2007
[12]	Caputo *et al.,* 2012 (SHARE)
[13]	Lorito *et al.*, 2008
[14]	Ebeling *et al*., 2012
[15]	Mitsakaki *et al.*, 2013
[16]	Mitsoudis *et al*., 2012
[17]	Salamon *et al.*, 2003
[18]	Tinti *et al*., 2005
[19]	Udias *et al.*, 1989 (TRANSFER)
[20]	ETHZ MT Catalogue (TRANSFER)
[21]	Yolsal *et al*., 2007
[22]	Papazachos, 1996
[23]	Dziewonski *et al*., 1981 (TRANSFER)
[24]	Taymaz *et al*., 1990
[25]	Bernardi *et al*., 2004 (TRANSFER)
[26]	Eva *et al*., 1988 (TRANSFER)
[27]	Shaw and Jackson, 2010
[28]	Okal *et al.*, 2009
[29]	McKenzie, 1978
[30]	Jost *et al*., 2002
[31]	Parke, 2001 (TRANSFER)
[32]	Bohnhoff *et al.*, 2005
[33]	Pilidou *et al.*, 2004
[34]	Leonard, 2010
[35]	Kanamori, 1977
[36]	Compiled Historical Catalogue in this study
[37]	Alptekin *et al.*, 1986
[38]	Papaioannou and Papazachos, 2000
[39]	Shaw *et al.*, 2008
[40]	Beisel *et al.*, 2009
[41]	Koravos *et al*., 2003
[42]	Salamon *et al.*, 2007
[43]	(M_0=μ x RA x D; Lmax = 150km)
calf	calculated from
cf	copied from
m	modified
mf	modified from
sf	scaled from

APPENDIX I: EARTHQUAKE SOURCE PARAMETERS FOR EACH SCENARIO AT EACH ANALYSIS BIN IN 40-100 KM DEPTH

In this Appendix, earthquake source parameters for each intermediate depth (40-100 km) analysis bin in the study area for the Mw range of 6.5 – Mw_{max} defined for that analysis bin is presented. These source parameters are used in the tsunami modeling to create a corresponding tsunami scenario. Please refer to Chapter 5 for further details

Table I.1. Earthquake source parameters for each scenario at each analysis bin in 40-100 km depth (pages 435-445).

Table I.1. Earthquake source parameters for each scenario at each analysis bin.

Grid reference	Grid Center Coordinates		strike (°)	dip (°)	rake (°)	depth (km)	Mw	L (km)	W (km)	D (m)	References		
	LAT	LON									s/d/r/depth	L/W/D	Mw
36752225100	36,75	22,25	315	35	90	64,4	8,5	130	85	17,5	mf [13]	all from [13]	[39]
36752225100	36,75	22,25	315	35	90	62,3	8,4	119,2	77,7	16,7	mf [13]	L and D sf max/min L/W, D calf [43]	[3]
36752225100	36,75	22,25	315	35	90	60,4	8,3	109,3	71,0	14,1	mf [13]	L and D sf max/min L/W, D calf [43]	[3]
36752225100	36,75	22,25	315	35	90	58,6	8,2	100,3	64,9	11,9	mf [13]	L and D sf max/min L/W, D calf [43]	[3]
36752225100	36,75	22,25	315	35	90	57,0	8,1	91,9	59,3	10,0	mf [13]	L and D sf max/min L/W, D calf [43]	[3]
36752225100	36,75	22,25	315	35	90	55,5	8,0	84,3	54,1	8,5	mf [13]	L and D sf max/min L/W, D calf [43]	[3]
36752225100	36,75	22,25	315	35	90	54,2	7,9	77,3	49,5	7,2	mf [13]	L and D sf max/min L/W, D calf [43]	[3]
36752225100	36,75	22,25	315	35	90	53,0	7,8	70,9	45,2	6,1	mf [13]	L and D sf max/min L/W, D calf [43]	[3]
36752225100	36,75	22,25	315	35	90	51,8	7,7	65,0	41,3	5,1	mf [13]	L and D sf max/min L/W, D calf [43]	[3]
36752225100	36,75	22,25	315	35	90	50,8	7,6	59,6	37,8	4,3	mf [13]	L and D sf max/min L/W, D calf [43]	[3]
36752225100	36,75	22,25	315	35	90	49,9	7,5	54,7	34,5	3,7	mf [13]	L and D sf max/min L/W, D calf [43]	[3]
36752225100	36,75	22,25	315	35	90	49,0	7,4	50,1	31,5	3,1	mf [13]	L and D sf max/min L/W, D calf [43]	[3]
36752225100	36,75	22,25	315	35	90	48,3	7,3	46,0	28,8	2,6	mf [13]	L and D sf max/min L/W, D calf [43]	[3]
36752225100	36,75	22,25	315	35	90	47,5	7,2	42,2	26,3	2,2	mf [13]	L and D sf max/min L/W, D calf [43]	[3]
36752225100	36,75	22,25	315	35	90	46,9	7,1	38,7	24,1	1,9	mf [13]	L and D sf max/min L/W, D calf [43]	[3]
36752225100	36,75	22,25	315	35	90	46,3	7,0	35,5	22,0	1,6	mf [13]	L and D sf max/min L/W, D calf [43]	[3]
36752225100	36,75	22,25	315	35	90	45,8	6,9	32,5	20,1	1,3	mf [13]	L and D sf max/min L/W, D calf [43]	[3]
36752225100	36,75	22,25	315	35	90	45,3	6,8	29,8	18,3	1,1	mf [13]	L and D sf max/min L/W, D calf [43]	[3]
36752225100	36,75	22,25	315	35	90	44,8	6,7	27,3	16,8	0,9	mf [13]	L and D sf max/min L/W, D calf [43]	[3]
36752225100	36,75	22,25	315	35	90	44,4	6,6	25,1	15,3	0,8	mf [13]	L and D sf max/min L/W, D calf [43]	[3]
36752225100	36,75	22,25	315	35	90	44,0	6,5	23,0	14,0	0,7	mf [13]	[34]	[3]
36252225100	36,25	22,25	315	35	90	64,4	8,5	130	85	17,5	mf [13]	all from [13]	[39]
36252225100	36,25	22,25	315	35	90	62,3	8,4	119,2	77,7	16,7	mf [13]	L and D sf max/min L/W, D calf [43]	[3]
36252225100	36,25	22,25	315	35	90	60,4	8,3	109,3	71,0	14,1	mf [13]	L and D sf max/min L/W, D calf [43]	[3]
36252225100	36,25	22,25	315	35	90	58,6	8,2	100,3	64,9	11,9	mf [13]	L and D sf max/min L/W, D calf [43]	[3]
36252225100	36,25	22,25	315	35	90	57,0	8,1	91,9	59,3	10,0	mf [13]	L and D sf max/min L/W, D calf [43]	[3]
36252225100	36,25	22,25	315	35	90	55,5	8,0	84,3	54,1	8,5	mf [13]	L and D sf max/min L/W, D calf [43]	[3]
36252225100	36,25	22,25	315	35	90	54,2	7,9	77,3	49,5	7,2	mf [13]	L and D sf max/min L/W, D calf [43]	[3]
36252225100	36,25	22,25	315	35	90	53,0	7,8	70,9	45,2	6,1	mf [13]	L and D sf max/min L/W, D calf [43]	[3]
36252225100	36,25	22,25	315	35	90	51,8	7,7	65,0	41,3	5,1	mf [13]	L and D sf max/min L/W, D calf [43]	[3]
36252225100	36,25	22,25	315	35	90	50,8	7,6	59,6	37,8	4,3	mf [13]	L and D sf max/min L/W, D calf [43]	[3]
36252225100	36,25	22,25	315	35	90	49,9	7,5	54,7	34,5	3,7	mf [13]	L and D sf max/min L/W, D calf [43]	[3]
36252225100	36,25	22,25	315	35	90	49,0	7,4	50,1	31,5	3,1	mf [13]	L and D sf max/min L/W, D calf [43]	[3]
36252225100	36,25	22,25	315	35	90	48,3	7,3	46,0	28,8	2,6	mf [13]	L and D sf max/min L/W, D calf [43]	[3]
36252225100	36,25	22,25	315	35	90	47,5	7,2	42,2	26,3	2,2	mf [13]	L and D sf max/min L/W, D calf [43]	[3]
36252225100	36,25	22,25	315	35	90	46,9	7,1	38,7	24,1	1,9	mf [13]	L and D sf max/min L/W, D calf [43]	[3]
36252225100	36,25	22,25	315	35	90	46,3	7,0	35,5	22,0	1,6	mf [13]	L and D sf max/min L/W, D calf [43]	[3]
36252225100	36,25	22,25	315	35	90	45,8	6,9	32,5	20,1	1,3	mf [13]	L and D sf max/min L/W, D calf [43]	[3]
36252225100	36,25	22,25	315	35	90	45,3	6,8	29,8	18,3	1,1	mf [13]	L and D sf max/min L/W, D calf [43]	[3]
36252225100	36,25	22,25	315	35	90	44,8	6,7	27,3	16,8	0,9	mf [13]	L and D sf max/min L/W, D calf [43]	[3]
36252225100	36,25	22,25	315	35	90	44,4	6,6	25,1	15,3	0,8	mf [13]	L and D sf max/min L/W, D calf [43]	[3]
36252225100	36,25	22,25	315	35	90	44,0	6,5	23,0	14,0	0,7	mf [13]	[34]	[3]
36252275100	36,25	22,75	315	35	90	64,4	8,5	130	85	17,5	mf [13]	all from [13]	[39]
36252275100	36,25	22,75	315	35	90	62,3	8,4	119,2	77,7	16,7	mf [13]	L and D sf max/min L/W, D calf [43]	[3]
36252275100	36,25	22,75	315	35	90	60,4	8,3	109,3	71,0	14,1	mf [13]	L and D sf max/min L/W, D calf [43]	[3]
36252275100	36,25	22,75	315	35	90	58,6	8,2	100,3	64,9	11,9	mf [13]	L and D sf max/min L/W, D calf [43]	[3]
36252275100	36,25	22,75	315	35	90	57,0	8,1	91,9	59,3	10,0	mf [13]	L and D sf max/min L/W, D calf [43]	[3]
36252275100	36,25	22,75	315	35	90	55,5	8,0	84,3	54,1	8,5	mf [13]	L and D sf max/min L/W, D calf [43]	[3]
36252275100	36,25	22,75	315	35	90	54,2	7,9	77,3	49,5	7,2	mf [13]	L and D sf max/min L/W, D calf [43]	[3]
36252275100	36,25	22,75	315	35	90	53,0	7,8	70,9	45,2	6,1	mf [13]	L and D sf max/min L/W, D calf [43]	[3]
36252275100	36,25	22,75	315	35	90	51,8	7,7	65,0	41,3	5,1	mf [13]	L and D sf max/min L/W, D calf [43]	[3]
36252275100	36,25	22,75	315	35	90	50,8	7,6	59,6	37,8	4,3	mf [13]	L and D sf max/min L/W, D calf [43]	[3]
36252275100	36,25	22,75	315	35	90	49,9	7,5	54,7	34,5	3,7	mf [13]	L and D sf max/min L/W, D calf [43]	[3]
36252275100	36,25	22,75	315	35	90	49,0	7,4	50,1	31,5	3,1	mf [13]	L and D sf max/min L/W, D calf [43]	[3]
36252275100	36,25	22,75	315	35	90	48,3	7,3	46,0	28,8	2,6	mf [13]	L and D sf max/min L/W, D calf [43]	[3]
36252275100	36,25	22,75	315	35	90	47,5	7,2	42,2	26,3	2,2	mf [13]	L and D sf max/min L/W, D calf [43]	[3]
36252275100	36,25	22,75	315	35	90	46,9	7,1	38,7	24,1	1,9	mf [13]	L and D sf max/min L/W, D calf [43]	[3]
36252275100	36,25	22,75	315	35	90	46,3	7,0	35,5	22,0	1,6	mf [13]	L and D sf max/min L/W, D calf [43]	[3]
36252275100	36,25	22,75	315	35	90	45,8	6,9	32,5	20,1	1,3	mf [13]	L and D sf max/min L/W, D calf [43]	[3]
36252275100	36,25	22,75	315	35	90	45,3	6,8	29,8	18,3	1,1	mf [13]	L and D sf max/min L/W, D calf [43]	[3]

Table I.1. Earthquake source parameters for each scenario at each analysis bin.

Grid reference	Grid Center Coordinates		strike (°)	dip (°)	rake (°)	depth (km)	Mw	L (km)	W (km)	D (m)	References		
	LAT	LON									s/d/r/depth	L/W/D	Mw
36252275100	36,25	22,75	315	35	90	44,8	6,7	27,3	16,8	0,9	mf [13]	L and D sf max/min L/W, D calf [43]	[3]
36252275100	36,25	22,75	315	35	90	44,4	6,6	25,1	15,3	0,8	mf [13]	L and D sf max/min L/W, D calf [43]	[3]
36252275100	36,25	22,75	315	35	90	44,0	6,5	23,0	14,0	0,7	mf [13]	[34]	[3]
35752225100	35,75	22,25	315	35	90	64,4	8,5	130	85	17,5	mf [13]	all from [13]	[39]
35752225100	35,75	22,25	315	35	90	62,3	8,4	119,2	77,7	16,7	mf [13]	L and D sf max/min L/W, D calf [43]	[3]
35752225100	35,75	22,25	315	35	90	60,4	8,3	109,3	71,0	14,1	mf [13]	L and D sf max/min L/W, D calf [43]	[3]
35752225100	35,75	22,25	315	35	90	58,6	8,2	100,3	64,9	11,9	mf [13]	L and D sf max/min L/W, D calf [43]	[3]
35752225100	35,75	22,25	315	35	90	57,0	8,1	91,9	59,3	10,0	mf [13]	L and D sf max/min L/W, D calf [43]	[3]
35752225100	35,75	22,25	315	35	90	55,5	8,0	84,3	54,1	8,5	mf [13]	L and D sf max/min L/W, D calf [43]	[3]
35752225100	35,75	22,25	315	35	90	54,2	7,9	77,3	49,5	7,2	mf [13]	L and D sf max/min L/W, D calf [43]	[3]
35752225100	35,75	22,25	315	35	90	53,0	7,8	70,9	45,2	6,1	mf [13]	L and D sf max/min L/W, D calf [43]	[3]
35752225100	35,75	22,25	315	35	90	51,8	7,7	65,0	41,3	5,1	mf [13]	L and D sf max/min L/W, D calf [43]	[3]
35752225100	35,75	22,25	315	35	90	50,8	7,6	59,6	37,8	4,3	mf [13]	L and D sf max/min L/W, D calf [43]	[3]
35752225100	35,75	22,25	315	35	90	49,9	7,5	54,7	34,5	3,7	mf [13]	L and D sf max/min L/W, D calf [43]	[3]
35752225100	35,75	22,25	315	35	90	49,0	7,4	50,1	31,5	3,1	mf [13]	L and D sf max/min L/W, D calf [43]	[3]
35752225100	35,75	22,25	315	35	90	48,3	7,3	46,0	28,8	2,6	mf [13]	L and D sf max/min L/W, D calf [43]	[3]
35752225100	35,75	22,25	315	35	90	47,5	7,2	42,2	26,3	2,2	mf [13]	L and D sf max/min L/W, D calf [43]	[3]
35752225100	35,75	22,25	315	35	90	46,9	7,1	38,7	24,1	1,9	mf [13]	L and D sf max/min L/W, D calf [43]	[3]
35752225100	35,75	22,25	315	35	90	46,3	7,0	35,5	22,0	1,6	mf [13]	L and D sf max/min L/W, D calf [43]	[3]
35752225100	35,75	22,25	315	35	90	45,8	6,9	32,5	20,1	1,3	mf [13]	L and D sf max/min L/W, D calf [43]	[3]
35752225100	35,75	22,25	315	35	90	45,3	6,8	29,8	18,3	1,1	mf [13]	L and D sf max/min L/W, D calf [43]	[3]
35752225100	35,75	22,25	315	35	90	44,8	6,7	27,3	16,8	0,9	mf [13]	L and D sf max/min L/W, D calf [43]	[3]
35752225100	35,75	22,25	315	35	90	44,4	6,6	25,1	15,3	0,8	mf [13]	L and D sf max/min L/W, D calf [43]	[3]
35752225100	35,75	22,25	315	35	90	44,0	6,5	23,0	14,0	0,7	mf [13]	[34]	[3]
35752275100	35,75	22,75	315	35	90	64,4	8,5	130	85	17,5	mf [13]	all from [13]	[39]
35752275100	35,75	22,75	315	35	90	62,3	8,4	119,2	77,7	16,7	mf [13]	L and D sf max/min L/W, D calf [43]	[3]
35752275100	35,75	22,75	315	35	90	60,4	8,3	109,3	71,0	14,1	mf [13]	L and D sf max/min L/W, D calf [43]	[3]
35752275100	35,75	22,75	315	35	90	58,6	8,2	100,3	64,9	11,9	mf [13]	L and D sf max/min L/W, D calf [43]	[3]
35752275100	35,75	22,75	315	35	90	57,0	8,1	91,9	59,3	10,0	mf [13]	L and D sf max/min L/W, D calf [43]	[3]
35752275100	35,75	22,75	315	35	90	55,5	8,0	84,3	54,1	8,5	mf [13]	L and D sf max/min L/W, D calf [43]	[3]
35752275100	35,75	22,75	315	35	90	54,2	7,9	77,3	49,5	7,2	mf [13]	L and D sf max/min L/W, D calf [43]	[3]
35752275100	35,75	22,75	315	35	90	53,0	7,8	70,9	45,2	6,1	mf [13]	L and D sf max/min L/W, D calf [43]	[3]
35752275100	35,75	22,75	315	35	90	51,8	7,7	65,0	41,3	5,1	mf [13]	L and D sf max/min L/W, D calf [43]	[3]
35752275100	35,75	22,75	315	35	90	50,8	7,6	59,6	37,8	4,3	mf [13]	L and D sf max/min L/W, D calf [43]	[3]
35752275100	35,75	22,75	315	35	90	49,9	7,5	54,7	34,5	3,7	mf [13]	L and D sf max/min L/W, D calf [43]	[3]
35752275100	35,75	22,75	315	35	90	49,0	7,4	50,1	31,5	3,1	mf [13]	L and D sf max/min L/W, D calf [43]	[3]
35752275100	35,75	22,75	315	35	90	48,3	7,3	46,0	28,8	2,6	mf [13]	L and D sf max/min L/W, D calf [43]	[3]
35752275100	35,75	22,75	315	35	90	47,5	7,2	42,2	26,3	2,2	mf [13]	L and D sf max/min L/W, D calf [43]	[3]
35752275100	35,75	22,75	315	35	90	46,9	7,1	38,7	24,1	1,9	mf [13]	L and D sf max/min L/W, D calf [43]	[3]
35752275100	35,75	22,75	315	35	90	46,3	7,0	35,5	22,0	1,6	mf [13]	L and D sf max/min L/W, D calf [43]	[3]
35752275100	35,75	22,75	315	35	90	45,8	6,9	32,5	20,1	1,3	mf [13]	L and D sf max/min L/W, D calf [43]	[3]
35752275100	35,75	22,75	315	35	90	45,3	6,8	29,8	18,3	1,1	mf [13]	L and D sf max/min L/W, D calf [43]	[3]
35752275100	35,75	22,75	315	35	90	44,8	6,7	27,3	16,8	0,9	mf [13]	L and D sf max/min L/W, D calf [43]	[3]
35752275100	35,75	22,75	315	35	90	44,4	6,6	25,1	15,3	0,8	mf [13]	L and D sf max/min L/W, D calf [43]	[3]
35752275100	35,75	22,75	315	35	90	44,0	6,5	23,0	14,0	0,7	mf [13]	[34]	[3]
35752325100	35,75	23,25	315	35	90	64,4	8,5	130	85	17,5	mf [13]	all from [13]	[39]
35752325100	35,75	23,25	315	35	90	62,3	8,4	119,2	77,7	16,7	mf [13]	L and D sf max/min L/W, D calf [43]	[3]
35752325100	35,75	23,25	315	35	90	60,4	8,3	109,3	71,0	14,1	mf [13]	L and D sf max/min L/W, D calf [43]	[3]
35752325100	35,75	23,25	315	35	90	58,6	8,2	100,3	64,9	11,9	mf [13]	L and D sf max/min L/W, D calf [43]	[3]
35752325100	35,75	23,25	315	35	90	57,0	8,1	91,9	59,3	10,0	mf [13]	L and D sf max/min L/W, D calf [43]	[3]
35752325100	35,75	23,25	315	35	90	55,5	8,0	84,3	54,1	8,5	mf [13]	L and D sf max/min L/W, D calf [43]	[3]
35752325100	35,75	23,25	315	35	90	54,2	7,9	77,3	49,5	7,2	mf [13]	L and D sf max/min L/W, D calf [43]	[3]
35752325100	35,75	23,25	315	35	90	53,0	7,8	70,9	45,2	6,1	mf [13]	L and D sf max/min L/W, D calf [43]	[3]
35752325100	35,75	23,25	315	35	90	51,8	7,7	65,0	41,3	5,1	mf [13]	L and D sf max/min L/W, D calf [43]	[3]
35752325100	35,75	23,25	315	35	90	50,8	7,6	59,6	37,8	4,3	mf [13]	L and D sf max/min L/W, D calf [43]	[3]
35752325100	35,75	23,25	315	35	90	49,9	7,5	54,7	34,5	3,7	mf [13]	L and D sf max/min L/W, D calf [43]	[3]
35752325100	35,75	23,25	315	35	90	49,0	7,4	50,1	31,5	3,1	mf [13]	L and D sf max/min L/W, D calf [43]	[3]
35752325100	35,75	23,25	315	35	90	48,3	7,3	46,0	28,8	2,6	mf [13]	L and D sf max/min L/W, D calf [43]	[3]
35752325100	35,75	23,25	315	35	90	47,5	7,2	42,2	26,3	2,2	mf [13]	L and D sf max/min L/W, D calf [43]	[3]
35752325100	35,75	23,25	315	35	90	46,9	7,1	38,7	24,1	1,9	mf [13]	L and D sf max/min L/W, D calf [43]	[3]

Table I.1. Earthquake source parameters for each scenario at each analysis bin.

Grid reference	Grid Center Coordinates		strike (°)	dip (°)	rake (°)	depth (km)	Mw	L (km)	W (km)	D (m)	References		
	LAT	LON									s/d/r/depth	L/W/D	Mw
35752325100	35,75	23,25	315	35	90	46,3	7,0	35,5	22,0	1,6	mf [13]	L and D sf max/min L/W, D calf [43]	[3]
35752325100	35,75	23,25	315	35	90	45,8	6,9	32,5	20,1	1,3	mf [13]	L and D sf max/min L/W, D calf [43]	[3]
35752325100	35,75	23,25	315	35	90	45,3	6,8	29,8	18,3	1,1	mf [13]	L and D sf max/min L/W, D calf [43]	[3]
35752325100	35,75	23,25	315	35	90	44,8	6,7	27,3	16,8	0,9	mf [13]	L and D sf max/min L/W, D calf [43]	[3]
35752325100	35,75	23,25	315	35	90	44,4	6,6	25,1	15,3	0,8	mf [13]	L and D sf max/min L/W, D calf [43]	[3]
35752325100	35,75	23,25	315	35	90	44,0	6,5	23,0	14,0	0,7	mf [13]	[34]	[3]
35752375100	35,75	23,75	315	35	90	64,4	8,5	130	85	17,5	mf [13]	all from [13]	[39]
35752375100	35,75	23,75	315	35	90	62,3	8,4	119,2	77,7	16,7	mf [13]	L and D sf max/min L/W, D calf [43]	[3]
35752375100	35,75	23,75	315	35	90	60,4	8,3	109,3	71,0	14,1	mf [13]	L and D sf max/min L/W, D calf [43]	[3]
35752375100	35,75	23,75	315	35	90	58,6	8,2	100,3	64,9	11,9	mf [13]	L and D sf max/min L/W, D calf [43]	[3]
35752375100	35,75	23,75	315	35	90	57,0	8,1	91,9	59,3	10,0	mf [13]	L and D sf max/min L/W, D calf [43]	[3]
35752375100	35,75	23,75	315	35	90	55,5	8,0	84,3	54,1	8,5	mf [13]	L and D sf max/min L/W, D calf [43]	[3]
35752375100	35,75	23,75	315	35	90	54,2	7,9	77,3	49,5	7,2	mf [13]	L and D sf max/min L/W, D calf [43]	[3]
35752375100	35,75	23,75	315	35	90	53,0	7,8	70,9	45,2	6,1	mf [13]	L and D sf max/min L/W, D calf [43]	[3]
35752375100	35,75	23,75	315	35	90	51,8	7,7	65,0	41,3	5,1	mf [13]	L and D sf max/min L/W, D calf [43]	[3]
35752375100	35,75	23,75	315	35	90	50,8	7,6	59,6	37,8	4,3	mf [13]	L and D sf max/min L/W, D calf [43]	[3]
35752375100	35,75	23,75	315	35	90	49,9	7,5	54,7	34,5	3,7	mf [13]	L and D sf max/min L/W, D calf [43]	[3]
35752375100	35,75	23,75	315	35	90	49,0	7,4	50,1	31,5	3,1	mf [13]	L and D sf max/min L/W, D calf [43]	[3]
35752375100	35,75	23,75	315	35	90	48,3	7,3	46,0	28,8	2,6	mf [13]	L and D sf max/min L/W, D calf [43]	[3]
35752375100	35,75	23,75	315	35	90	47,5	7,2	42,2	26,3	2,2	mf [13]	L and D sf max/min L/W, D calf [43]	[3]
35752375100	35,75	23,75	315	35	90	46,9	7,1	38,7	24,1	1,9	mf [13]	L and D sf max/min L/W, D calf [43]	[3]
35752375100	35,75	23,75	315	35	90	46,3	7,0	35,5	22,0	1,6	mf [13]	L and D sf max/min L/W, D calf [43]	[3]
35752375100	35,75	23,75	315	35	90	45,8	6,9	32,5	20,1	1,3	mf [13]	L and D sf max/min L/W, D calf [43]	[3]
35752375100	35,75	23,75	315	35	90	45,3	6,8	29,8	18,3	1,1	mf [13]	L and D sf max/min L/W, D calf [43]	[3]
35752375100	35,75	23,75	315	35	90	44,8	6,7	27,3	16,8	0,9	mf [13]	L and D sf max/min L/W, D calf [43]	[3]
35752375100	35,75	23,75	315	35	90	44,4	6,6	25,1	15,3	0,8	mf [13]	L and D sf max/min L/W, D calf [43]	[3]
35752375100	35,75	23,75	315	35	90	44,0	6,5	23,0	14,0	0,7	mf [13]	[34]	[3]
35252275100	35,25	22,75	315	35	90	64,4	8,5	130	85	17,5	cf 35252325100	cf 35252325100	[39]
35252275100	35,25	22,75	315	35	90	62,3	8,4	119,2	77,7	16,7	cf 35252325100	L and D sf max/min L/W, D calf [43]	[3]
35252275100	35,25	22,75	315	35	90	60,4	8,3	109,3	71,0	14,1	cf 35252325100	L and D sf max/min L/W, D calf [43]	[3]
35252275100	35,25	22,75	315	35	90	58,6	8,2	100,3	64,9	11,9	cf 35252325100	L and D sf max/min L/W, D calf [43]	[3]
35252275100	35,25	22,75	315	35	90	57,0	8,1	91,9	59,3	10,0	cf 35252325100	L and D sf max/min L/W, D calf [43]	[3]
35252275100	35,25	22,75	315	35	90	55,5	8,0	84,3	54,1	8,5	cf 35252325100	L and D sf max/min L/W, D calf [43]	[3]
35252275100	35,25	22,75	315	35	90	54,2	7,9	77,3	49,5	7,2	cf 35252325100	L and D sf max/min L/W, D calf [43]	[3]
35252275100	35,25	22,75	315	35	90	53,0	7,8	70,9	45,2	6,1	cf 35252325100	L and D sf max/min L/W, D calf [43]	[3]
35252275100	35,25	22,75	315	35	90	51,8	7,7	65,0	41,3	5,1	cf 35252325100	L and D sf max/min L/W, D calf [43]	[3]
35252275100	35,25	22,75	315	35	90	50,8	7,6	59,6	37,8	4,3	cf 35252325100	L and D sf max/min L/W, D calf [43]	[3]
35252275100	35,25	22,75	315	35	90	49,9	7,5	54,7	34,5	3,7	cf 35252325100	L and D sf max/min L/W, D calf [43]	[3]
35252275100	35,25	22,75	315	35	90	49,0	7,4	50,1	31,5	3,1	cf 35252325100	L and D sf max/min L/W, D calf [43]	[3]
35252275100	35,25	22,75	315	35	90	48,3	7,3	46,0	28,8	2,6	cf 35252325100	L and D sf max/min L/W, D calf [43]	[3]
35252275100	35,25	22,75	315	35	90	47,5	7,2	42,2	26,3	2,2	cf 35252325100	L and D sf max/min L/W, D calf [43]	[3]
35252275100	35,25	22,75	315	35	90	46,9	7,1	38,7	24,1	1,9	cf 35252325100	L and D sf max/min L/W, D calf [43]	[3]
35252275100	35,25	22,75	315	35	90	46,3	7,0	35,5	22,0	1,6	cf 35252325100	L and D sf max/min L/W, D calf [43]	[3]
35252275100	35,25	22,75	315	35	90	45,8	6,9	32,5	20,1	1,3	cf 35252325100	L and D sf max/min L/W, D calf [43]	[3]
35252275100	35,25	22,75	315	35	90	45,3	6,8	29,8	18,3	1,1	cf 35252325100	L and D sf max/min L/W, D calf [43]	[3]
35252275100	35,25	22,75	315	35	90	44,8	6,7	27,3	16,8	0,9	cf 35252325100	L and D sf max/min L/W, D calf [43]	[3]
35252275100	35,25	22,75	315	35	90	44,4	6,6	25,1	15,3	0,8	cf 35252325100	L and D sf max/min L/W, D calf [43]	[3]
35252275100	35,25	22,75	315	35	90	44,0	6,5	23,0	14,0	0,7	cf 35252325100	[34]	[3]
35252325100	35,25	23,25	315	35	90	64,4	8,5	130	85	17,5	mf [13]	all from [13]	[39]
35252325100	35,25	23,25	315	35	90	62,3	8,4	119,2	77,7	16,7	mf [13]	L and D sf max/min L/W, D calf [43]	[3]
35252325100	35,25	23,25	315	35	90	60,4	8,3	109,3	71,0	14,1	mf [13]	L and D sf max/min L/W, D calf [43]	[3]
35252325100	35,25	23,25	315	35	90	58,6	8,2	100,3	64,9	11,9	mf [13]	L and D sf max/min L/W, D calf [43]	[3]
35252325100	35,25	23,25	315	35	90	57,0	8,1	91,9	59,3	10,0	mf [13]	L and D sf max/min L/W, D calf [43]	[3]
35252325100	35,25	23,25	315	35	90	55,5	8,0	84,3	54,1	8,5	mf [13]	L and D sf max/min L/W, D calf [43]	[3]
35252325100	35,25	23,25	315	35	90	54,2	7,9	77,3	49,5	7,2	mf [13]	L and D sf max/min L/W, D calf [43]	[3]
35252325100	35,25	23,25	315	35	90	53,0	7,8	70,9	45,2	6,1	mf [13]	L and D sf max/min L/W, D calf [43]	[3]
35252325100	35,25	23,25	315	35	90	51,8	7,7	65,0	41,3	5,1	mf [13]	L and D sf max/min L/W, D calf [43]	[3]
35252325100	35,25	23,25	315	35	90	50,8	7,6	59,6	37,8	4,3	mf [13]	L and D sf max/min L/W, D calf [43]	[3]
35252325100	35,25	23,25	315	35	90	49,9	7,5	54,7	34,5	3,7	mf [13]	L and D sf max/min L/W, D calf [43]	[3]
35252325100	35,25	23,25	315	35	90	49,0	7,4	50,1	31,5	3,1	mf [13]	L and D sf max/min L/W, D calf [43]	[3]

Table I.1. Earthquake source parameters for each scenario at each analysis bin.

Grid reference	Grid Center Coordinates		strike (°)	dip (°)	rake (°)	depth (km)	Mw	L (km)	W (km)	D (m)	References		
	LAT	LON									s/d/r/depth	L/W/D	Mw
35252325100	35,25	23,25	315	35	90	48,3	7,3	46,0	28,8	2,6	mf [13]	L and D sf max/min L/W, D calf [43]	[3]
35252325100	35,25	23,25	315	35	90	47,5	7,2	42,2	26,3	2,2	mf [13]	L and D sf max/min L/W, D calf [43]	[3]
35252325100	35,25	23,25	315	35	90	46,9	7,1	38,7	24,1	1,9	mf [13]	L and D sf max/min L/W, D calf [43]	[3]
35252325100	35,25	23,25	315	35	90	46,3	7,0	35,5	22,0	1,6	mf [13]	L and D sf max/min L/W, D calf [43]	[3]
35252325100	35,25	23,25	315	35	90	45,8	6,9	32,5	20,1	1,3	mf [13]	L and D sf max/min L/W, D calf [43]	[3]
35252325100	35,25	23,25	315	35	90	45,3	6,8	29,8	18,3	1,1	mf [13]	L and D sf max/min L/W, D calf [43]	[3]
35252325100	35,25	23,25	315	35	90	44,8	6,7	27,3	16,8	0,9	mf [13]	L and D sf max/min L/W, D calf [43]	[3]
35252325100	35,25	23,25	315	35	90	44,4	6,6	25,1	15,3	0,8	mf [13]	L and D sf max/min L/W, D calf [43]	[3]
35252325100	35,25	23,25	315	35	90	44,0	6,5	23,0	14,0	0,7	mf [13]	[34]	[3]
35252375100	35,25	23,75	315	35	90	64,4	8,5	130	85	17,5	mf [13]	all from [13]	[39]
35252375100	35,25	23,75	315	35	90	62,3	8,4	119,2	77,7	16,7	mf [13]	L and D sf max/min L/W, D calf [43]	[3]
35252375100	35,25	23,75	315	35	90	60,4	8,3	109,3	71,0	14,1	mf [13]	L and D sf max/min L/W, D calf [43]	[3]
35252375100	35,25	23,75	315	35	90	58,6	8,2	100,3	64,9	11,9	mf [13]	L and D sf max/min L/W, D calf [43]	[3]
35252375100	35,25	23,75	315	35	90	57,0	8,1	91,9	59,3	10,0	mf [13]	L and D sf max/min L/W, D calf [43]	[3]
35252375100	35,25	23,75	315	35	90	55,5	8,0	84,3	54,1	8,5	mf [13]	L and D sf max/min L/W, D calf [43]	[3]
35252375100	35,25	23,75	315	35	90	54,2	7,9	77,3	49,5	7,2	mf [13]	L and D sf max/min L/W, D calf [43]	[3]
35252375100	35,25	23,75	315	35	90	53,0	7,8	70,9	45,2	6,1	mf [13]	L and D sf max/min L/W, D calf [43]	[3]
35252375100	35,25	23,75	315	35	90	51,8	7,7	65,0	41,3	5,1	mf [13]	L and D sf max/min L/W, D calf [43]	[3]
35252375100	35,25	23,75	315	35	90	50,8	7,6	59,6	37,8	4,3	mf [13]	L and D sf max/min L/W, D calf [43]	[3]
35252375100	35,25	23,75	315	35	90	49,9	7,5	54,7	34,5	3,7	mf [13]	L and D sf max/min L/W, D calf [43]	[3]
35252375100	35,25	23,75	315	35	90	49,0	7,4	50,1	31,5	3,1	mf [13]	L and D sf max/min L/W, D calf [43]	[3]
35252375100	35,25	23,75	315	35	90	48,3	7,3	46,0	28,8	2,6	mf [13]	L and D sf max/min L/W, D calf [43]	[3]
35252375100	35,25	23,75	315	35	90	47,5	7,2	42,2	26,3	2,2	mf [13]	L and D sf max/min L/W, D calf [43]	[3]
35252375100	35,25	23,75	315	35	90	46,9	7,1	38,7	24,1	1,9	mf [13]	L and D sf max/min L/W, D calf [43]	[3]
35252375100	35,25	23,75	315	35	90	46,3	7,0	35,5	22,0	1,6	mf [13]	L and D sf max/min L/W, D calf [43]	[3]
35252375100	35,25	23,75	315	35	90	45,8	6,9	32,5	20,1	1,3	mf [13]	L and D sf max/min L/W, D calf [43]	[3]
35252375100	35,25	23,75	315	35	90	45,3	6,8	29,8	18,3	1,1	mf [13]	L and D sf max/min L/W, D calf [43]	[3]
35252375100	35,25	23,75	315	35	90	44,8	6,7	27,3	16,8	0,9	mf [13]	L and D sf max/min L/W, D calf [43]	[3]
35252375100	35,25	23,75	315	35	90	44,4	6,6	25,1	15,3	0,8	mf [13]	L and D sf max/min L/W, D calf [43]	[3]
35252375100	35,25	23,75	315	35	90	44,0	6,5	23,0	14,0	0,7	mf [13]	[34]	[3]
35252425100	35,25	24,25	315	35	90	64,4	8,5	130	85	17,5	mf [13]	all from [13]	[39]
35252425100	35,25	24,25	315	35	90	64,4	8,4	130,0	85,0	14,0	mf [13]	L and D sf max/min L/W, D calf [43]	[3]
35252425100	35,25	24,25	315	35	90	64,4	8,3	130,0	85,0	9,9	mf [13]	L and D sf max/min L/W, D calf [43]	[3]
35252425100	35,25	24,25	315	35	90	64,4	8,2	130,0	85,0	7,0	mf [13]	L and D sf max/min L/W, D calf [43]	[3]
35252425100	35,25	24,25	315	35	90	64,4	8,1	130,0	85,0	5,0	mf [13]	L and D sf max/min L/W, D calf [43]	[3]
35252425100	35,25	24,25	315	35	90	64,4	8,0	130,0	85,0	3,5	mf [13]	L and D sf max/min L/W, D calf [43]	[3]
35252425100	35,25	24,25	315	35	90	64,4	7,9	130,0	85,0	2,5	mf [13]	L and D sf max/min L/W, D calf [43]	[3]
35252425100	35,25	24,25	315	35	90	64,4	7,8	130,0	85,0	1,8	mf [13]	L and D sf max/min L/W, D calf [43]	[3]
35252425100	35,25	24,25	315	35	90	64,4	7,7	130,0	85,0	1,2	mf [13]	L and D sf max/min L/W, D calf [43]	[3]
35252425100	35,25	24,25	315	35	90	64,4	7,6	130,0	85,0	0,9	mf [13]	L and D sf max/min L/W, D calf [43]	[3]
35252425100	35,25	24,25	315	35	90	64,4	7,5	130,0	85,0	0,6	mf [13]	L and D sf max/min L/W, D calf [43]	[3]
35252425100	35,25	24,25	315	35	90	64,4	7,4	130,0	85,0	0,4	mf [13]	L and D sf max/min L/W, D calf [43]	[3]
35252425100	35,25	24,25	315	35	90	64,4	7,3	130,0	85,0	0,3	mf [13]	L and D sf max/min L/W, D calf [43]	[3]
35252425100	35,25	24,25	315	35	90	64,4	7,2	130,0	85,0	0,2	mf [13]	L and D sf max/min L/W, D calf [43]	[3]
35252425100	35,25	24,25	315	35	90	64,4	7,1	130,0	85,0	0,2	mf [13]	L and D sf max/min L/W, D calf [43]	[3]
35252425100	35,25	24,25	315	35	90	64,4	7,0	130,0	85,0	0,1	mf [13]	L and D sf max/min L/W, D calf [43]	[3]
35252425100	35,25	24,25	315	35	90	64,4	6,9	130,0	85,0	0,1	mf [13]	L and D sf max/min L/W, D calf [43]	[3]
35252425100	35,25	24,25	315	35	90	64,4	6,8	130,0	85,0	0,1	mf [13]	L and D sf max/min L/W, D calf [43]	[3]
35252425100	35,25	24,25	315	35	90	64,4	6,7	130,0	85,0	0,0	mf [13]	L and D sf max/min L/W, D calf [43]	[3]
35252425100	35,25	24,25	315	35	90	64,4	6,6	130,0	85,0	0,0	mf [13]	L and D sf max/min L/W, D calf [43]	[3]
35252425100	35,25	24,25	315	35	90	44,0	6,5	23,0	14,0	0,7	mf [13]	[34]	[3]
34752425100	34,75	24,25	315	35	90	64,4	8,5	130	85	17,5	mf [13]	all from [13]	[39]
34752425100	34,75	24,25	315	35	90	64,4	8,4	130,0	85,0	14,0	mf [13]	L and D sf max/min L/W, D calf [43]	[3]
34752425100	34,75	24,25	315	35	90	64,4	8,3	130,0	85,0	9,9	mf [13]	L and D sf max/min L/W, D calf [43]	[3]
34752425100	34,75	24,25	315	35	90	64,4	8,2	130,0	85,0	7,0	mf [13]	L and D sf max/min L/W, D calf [43]	[3]
34752425100	34,75	24,25	315	35	90	64,4	8,1	130,0	85,0	5,0	mf [13]	L and D sf max/min L/W, D calf [43]	[3]
34752425100	34,75	24,25	315	35	90	64,4	8,0	130,0	85,0	3,5	mf [13]	L and D sf max/min L/W, D calf [43]	[3]
34752425100	34,75	24,25	315	35	90	64,4	7,9	130,0	85,0	2,5	mf [13]	L and D sf max/min L/W, D calf [43]	[3]
34752425100	34,75	24,25	315	35	90	64,4	7,8	130,0	85,0	1,8	mf [13]	L and D sf max/min L/W, D calf [43]	[3]
34752425100	34,75	24,25	315	35	90	64,4	7,7	130,0	85,0	1,2	mf [13]	L and D sf max/min L/W, D calf [43]	[3]

Table I.1. Earthquake source parameters for each scenario at each analysis bin.

Grid reference	Grid Center Coordinates		strike (°)	dip (°)	rake (°)	depth (km)	Mw	L (km)	W (km)	D (m)	References		
	LAT	LON									s/d/r/depth	L/W/D	Mw
34752425100	34,75	24,25	315	35	90	64,4	7,6	130,0	85,0	0,9	mf [13]	L and D sf max/min L/W, D calf [43]	[3]
34752425100	34,75	24,25	315	35	90	64,4	7,5	130,0	85,0	0,6	mf [13]	L and D sf max/min L/W, D calf [43]	[3]
34752425100	34,75	24,25	315	35	90	64,4	7,4	130,0	85,0	0,4	mf [13]	L and D sf max/min L/W, D calf [43]	[3]
34752425100	34,75	24,25	315	35	90	64,4	7,3	130,0	85,0	0,3	mf [13]	L and D sf max/min L/W, D calf [43]	[3]
34752425100	34,75	24,25	315	35	90	64,4	7,2	130,0	85,0	0,2	mf [13]	L and D sf max/min L/W, D calf [43]	[3]
34752425100	34,75	24,25	315	35	90	64,4	7,1	130,0	85,0	0,2	mf [13]	L and D sf max/min L/W, D calf [43]	[3]
34752425100	34,75	24,25	315	35	90	64,4	7,0	130,0	85,0	0,1	mf [13]	L and D sf max/min L/W, D calf [43]	[3]
34752425100	34,75	24,25	315	35	90	64,4	6,9	130,0	85,0	0,1	mf [13]	L and D sf max/min L/W, D calf [43]	[3]
34752425100	34,75	24,25	315	35	90	64,4	6,8	130,0	85,0	0,1	mf [13]	L and D sf max/min L/W, D calf [43]	[3]
34752425100	34,75	24,25	315	35	90	64,4	6,7	130,0	85,0	0,0	mf [13]	L and D sf max/min L/W, D calf [43]	[3]
34752425100	34,75	24,25	315	35	90	64,4	6,6	130,0	85,0	0,0	mf [13]	L and D sf max/min L/W, D calf [43]	[3]
34752425100	34,75	24,25	315	35	90	44,0	6,5	23,0	14,0	0,7	mf [13]	[34]	[3]
34752475100	34,75	24,75	315	35	90	64,4	8,5	130	85	17,5	mf [13]	all from [13]	[39]
34752475100	34,75	24,75	315	35	90	64,4	8,4	130,0	85,0	14,0	mf [13]	L and D sf max/min L/W, D calf [43]	[3]
34752475100	34,75	24,75	315	35	90	64,4	8,3	130,0	85,0	9,9	mf [13]	L and D sf max/min L/W, D calf [43]	[3]
34752475100	34,75	24,75	315	35	90	64,4	8,2	130,0	85,0	7,0	mf [13]	L and D sf max/min L/W, D calf [43]	[3]
34752475100	34,75	24,75	315	35	90	64,4	8,1	130,0	85,0	5,0	mf [13]	L and D sf max/min L/W, D calf [43]	[3]
34752475100	34,75	24,75	315	35	90	64,4	8,0	130,0	85,0	3,5	mf [13]	L and D sf max/min L/W, D calf [43]	[3]
34752475100	34,75	24,75	315	35	90	64,4	7,9	130,0	85,0	2,5	mf [13]	L and D sf max/min L/W, D calf [43]	[3]
34752475100	34,75	24,75	315	35	90	64,4	7,8	130,0	85,0	1,8	mf [13]	L and D sf max/min L/W, D calf [43]	[3]
34752475100	34,75	24,75	315	35	90	64,4	7,7	130,0	85,0	1,2	mf [13]	L and D sf max/min L/W, D calf [43]	[3]
34752475100	34,75	24,75	315	35	90	64,4	7,6	130,0	85,0	0,9	mf [13]	L and D sf max/min L/W, D calf [43]	[3]
34752475100	34,75	24,75	315	35	90	64,4	7,5	130,0	85,0	0,6	mf [13]	L and D sf max/min L/W, D calf [43]	[3]
34752475100	34,75	24,75	315	35	90	64,4	7,4	130,0	85,0	0,4	mf [13]	L and D sf max/min L/W, D calf [43]	[3]
34752475100	34,75	24,75	315	35	90	64,4	7,3	130,0	85,0	0,3	mf [13]	L and D sf max/min L/W, D calf [43]	[3]
34752475100	34,75	24,75	315	35	90	64,4	7,2	130,0	85,0	0,2	mf [13]	L and D sf max/min L/W, D calf [43]	[3]
34752475100	34,75	24,75	315	35	90	64,4	7,1	130,0	85,0	0,2	mf [13]	L and D sf max/min L/W, D calf [43]	[3]
34752475100	34,75	24,75	315	35	90	64,4	7,0	130,0	85,0	0,1	mf [13]	L and D sf max/min L/W, D calf [43]	[3]
34752475100	34,75	24,75	315	35	90	64,4	6,9	130,0	85,0	0,1	mf [13]	L and D sf max/min L/W, D calf [43]	[3]
34752475100	34,75	24,75	315	35	90	64,4	6,8	130,0	85,0	0,1	mf [13]	L and D sf max/min L/W, D calf [43]	[3]
34752475100	34,75	24,75	315	35	90	64,4	6,7	130,0	85,0	0,0	mf [13]	L and D sf max/min L/W, D calf [43]	[3]
34752475100	34,75	24,75	315	35	90	64,4	6,6	130,0	85,0	0,0	mf [13]	L and D sf max/min L/W, D calf [43]	[3]
34752475100	34,75	24,75	315	35	90	44,0	6,5	23,0	14,0	0,7	mf [13]	[34]	[3]
35752875100	35,75	28,75	265	20	90	55,4	8,4	190	90	9	mf [16]	L and W from mf [16]; D from ([43]; Lmax = 150km)	[16]
35752875100	35,75	28,75	265	20	90	55,5	8,3	191,1	90,5	6,3	mf [16]	L and D sf max/min L/W, D calf [43]	[3]
35752875100	35,75	28,75	265	20	90	55,6	8,2	192,2	90,9	4,4	mf [16]	L and D sf max/min L/W, D calf [43]	[3]
35752875100	35,75	28,75	265	20	90	55,6	8,1	193,4	91,4	3,1	mf [16]	L and D sf max/min L/W, D calf [43]	[3]
35752875100	35,75	28,75	265	20	90	55,7	8,0	194,5	91,9	2,2	mf [16]	L and D sf max/min L/W, D calf [43]	[3]
35752875100	35,75	28,75	265	20	90	55,8	7,9	195,6	92,3	1,5	mf [16]	L and D sf max/min L/W, D calf [43]	[3]
35752875100	35,75	28,75	265	20	90	55,9	7,8	196,8	92,8	1,1	mf [16]	L and D sf max/min L/W, D calf [43]	[3]
35752875100	35,75	28,75	265	20	90	56,0	7,7	197,9	93,3	0,7	mf [16]	L and D sf max/min L/W, D calf [43]	[3]
35752875100	35,75	28,75	265	20	90	56,0	7,6	199,1	93,8	0,5	mf [16]	L and D sf max/min L/W, D calf [43]	[3]
35752875100	35,75	28,75	265	20	90	56,1	7,5	200,3	94,3	0,4	mf [16]	L and D sf max/min L/W, D calf [43]	[3]
35752875100	35,75	28,75	265	20	90	56,2	7,4	201,4	94,8	0,3	mf [16]	L and D sf max/min L/W, D calf [43]	[3]
35752875100	35,75	28,75	265	20	90	56,3	7,3	202,6	95,3	0,2	mf [16]	L and D sf max/min L/W, D calf [43]	[3]
35752875100	35,75	28,75	265	20	90	56,4	7,2	203,8	95,7	0,1	mf [16]	L and D sf max/min L/W, D calf [43]	[3]
35752875100	35,75	28,75	265	20	90	56,5	7,1	205,0	96,2	0,1	mf [16]	L and D sf max/min L/W, D calf [43]	[3]
35752875100	35,75	28,75	265	20	90	56,5	7,0	206,2	96,7	0,1	mf [16]	L and D sf max/min L/W, D calf [43]	[3]
35752875100	35,75	28,75	265	20	90	56,6	6,9	207,4	97,2	0,0	mf [16]	L and D sf max/min L/W, D calf [43]	[3]
35752875100	35,75	28,75	265	20	90	56,7	6,8	208,6	97,7	0,0	mf [16]	L and D sf max/min L/W, D calf [43]	[3]
35752875100	35,75	28,75	265	20	90	56,8	6,7	209,9	98,2	0,0	mf [16]	L and D sf max/min L/W, D calf [43]	[3]
35752875100	35,75	28,75	265	20	90	56,9	6,6	211,1	98,7	0,0	mf [16]	L and D sf max/min L/W, D calf [43]	[3]
35752875100	35,75	28,75	265	20	90	42,4	6,5	23,0	14,0	0,7	mf [16]	[34]	[3]
35752925100	35,75	29,25	265	20	90	55,4	8,4	190	90	9	mf [16]	L and W from mf [16]; D from ([43]; Lmax = 150km)	[16]
35752925100	35,75	29,25	265	20	90	54,9	8,3	192,7	87,0	6,5	mf [16]	L and D sf max/min L/W, D calf [43]	[3]
35752925100	35,75	29,25	265	20	90	54,4	8,2	195,4	84,2	4,7	mf [16]	L and D sf max/min L/W, D calf [43]	[3]
35752925100	35,75	29,25	265	20	90	53,9	8,1	198,2	81,4	3,4	mf [16]	L and D sf max/min L/W, D calf [43]	[3]
35752925100	35,75	29,25	265	20	90	53,5	8,0	201,1	78,8	2,4	mf [16]	L and D sf max/min L/W, D calf [43]	[3]
35752925100	35,75	29,25	265	20	90	53,0	7,9	203,9	76,2	1,8	mf [16]	L and D sf max/min L/W, D calf [43]	[3]
35752925100	35,75	29,25	265	20	90	52,6	7,8	206,8	73,7	1,3	mf [16]	L and D sf max/min L/W, D calf [43]	[3]

Table I.1. Earthquake source parameters for each scenario at each analysis bin.

Grid reference	Grid Center Coordinates		strike (°)	dip (°)	rake (°)	depth (km)	Mw	L (km)	W (km)	D (m)	References		
	LAT	LON									s/d/r/depth	L/W/D	Mw
35752925100	35,75	29,25	265	20	90	52,2	7,7	209,8	71,3	0,9	mf [16]	L and D sf max/min L/W, D calf [43]	[3]
35752925100	35,75	29,25	265	20	90	51,8	7,6	212,8	68,9	0,7	mf [16]	L and D sf max/min L/W, D calf [43]	[3]
35752925100	35,75	29,25	265	20	90	51,4	7,5	215,8	66,7	0,5	mf [16]	L and D sf max/min L/W, D calf [43]	[3]
35752925100	35,75	29,25	265	20	90	51,0	7,4	218,9	64,5	0,3	mf [16]	L and D sf max/min L/W, D calf [43]	[3]
35752925100	35,75	29,25	265	20	90	50,7	7,3	222,0	62,4	0,2	mf [16]	L and D sf max/min L/W, D calf [43]	[3]
35752925100	35,75	29,25	265	20	90	50,3	7,2	225,1	60,3	0,2	mf [16]	L and D sf max/min L/W, D calf [43]	[3]
35752925100	35,75	29,25	265	20	90	50,0	7,1	228,3	58,3	0,1	mf [16]	L and D sf max/min L/W, D calf [43]	[3]
35752925100	35,75	29,25	265	20	90	49,6	7,0	231,6	56,4	0,1	mf [16]	L and D sf max/min L/W, D calf [43]	[3]
35752925100	35,75	29,25	265	20	90	49,3	6,9	234,9	54,6	0,1	mf [16]	L and D sf max/min L/W, D calf [43]	[3]
35752925100	35,75	29,25	265	20	90	49,0	6,8	238,2	52,8	0,0	mf [16]	L and D sf max/min L/W, D calf [43]	[3]
35752925100	35,75	29,25	265	20	90	48,7	6,7	241,6	51,0	0,0	mf [16]	L and D sf max/min L/W, D calf [43]	[3]
35752925100	35,75	29,25	265	20	90	48,4	6,6	245,1	49,4	0,0	mf [16]	L and D sf max/min L/W, D calf [43]	[3]
35752925100	35,75	29,25	265	20	90	42,4	6,5	23,0	14,0	0,7	mf [16]	[34]	[3]
35252825100	35,25	28,25	265	20	90	55,4	8,4	190	90	9	mf [16]	L and W from mf [16]; D from ([43]; Lmax = 150km)	[16]
35252825100	35,25	28,25	265	20	90	55,4	8,3	190,0	90,0	6,4	mf [16]	L and D sf max/min L/W, D calf [43]	[3]
35252825100	35,25	28,25	265	20	90	55,4	8,2	190,0	90,0	4,5	mf [16]	L and D sf max/min L/W, D calf [43]	[3]
35252825100	35,25	28,25	265	20	90	55,4	8,1	190,0	90,0	3,2	mf [16]	L and D sf max/min L/W, D calf [43]	[3]
35252825100	35,25	28,25	265	20	90	55,4	8,0	190,0	90,0	2,3	mf [16]	L and D sf max/min L/W, D calf [43]	[3]
35252825100	35,25	28,25	265	20	90	55,4	7,9	190,0	90,0	1,6	mf [16]	L and D sf max/min L/W, D calf [43]	[3]
35252825100	35,25	28,25	265	20	90	55,4	7,8	190,0	90,0	1,1	mf [16]	L and D sf max/min L/W, D calf [43]	[3]
35252825100	35,25	28,25	265	20	90	55,4	7,7	190,0	90,0	0,8	mf [16]	L and D sf max/min L/W, D calf [43]	[3]
35252825100	35,25	28,25	265	20	90	55,4	7,6	190,0	90,0	0,6	mf [16]	L and D sf max/min L/W, D calf [43]	[3]
35252825100	35,25	28,25	265	20	90	55,4	7,5	190,0	90,0	0,4	mf [16]	L and D sf max/min L/W, D calf [43]	[3]
35252825100	35,25	28,25	265	20	90	55,4	7,4	190,0	90,0	0,3	mf [16]	L and D sf max/min L/W, D calf [43]	[3]
35252825100	35,25	28,25	265	20	90	55,4	7,3	190,0	90,0	0,2	mf [16]	L and D sf max/min L/W, D calf [43]	[3]
35252825100	35,25	28,25	265	20	90	55,4	7,2	190,0	90,0	0,1	mf [16]	L and D sf max/min L/W, D calf [43]	[3]
35252825100	35,25	28,25	265	20	90	55,4	7,1	190,0	90,0	0,1	mf [16]	L and D sf max/min L/W, D calf [43]	[3]
35252825100	35,25	28,25	265	20	90	55,4	7,0	190,0	90,0	0,1	mf [16]	L and D sf max/min L/W, D calf [43]	[3]
35252825100	35,25	28,25	265	20	90	55,4	6,9	190,0	90,0	0,1	mf [16]	L and D sf max/min L/W, D calf [43]	[3]
35252825100	35,25	28,25	265	20	90	55,4	6,8	190,0	90,0	0,0	mf [16]	L and D sf max/min L/W, D calf [43]	[3]
35252825100	35,25	28,25	265	20	90	55,4	6,7	190,0	90,0	0,0	mf [16]	L and D sf max/min L/W, D calf [43]	[3]
35252825100	35,25	28,25	265	20	90	55,4	6,6	190,0	90,0	0,0	mf [16]	L and D sf max/min L/W, D calf [43]	[3]
35252825100	35,25	28,25	265	20	90	42,4	6,5	23,0	14,0	0,7	mf [16]	[34]	[3]
35252925100	35,25	29,25	265	20	90	55,4	8,4	190	90	9	mf [16]	L and W from mf [16]; D from ([43]; Lmax = 150km)	[16]
35252925100	35,25	29,25	265	20	90	55,4	8,3	190,0	90,0	6,4	mf [16]	L and D sf max/min L/W, D calf [43]	[3]
35252925100	35,25	29,25	265	20	90	55,4	8,2	190,0	90,0	4,5	mf [16]	L and D sf max/min L/W, D calf [43]	[3]
35252925100	35,25	29,25	265	20	90	55,4	8,1	190,0	90,0	3,2	mf [16]	L and D sf max/min L/W, D calf [43]	[3]
35252925100	35,25	29,25	265	20	90	55,4	8,0	190,0	90,0	2,3	mf [16]	L and D sf max/min L/W, D calf [43]	[3]
35252925100	35,25	29,25	265	20	90	55,4	7,9	190,0	90,0	1,6	mf [16]	L and D sf max/min L/W, D calf [43]	[3]
35252925100	35,25	29,25	265	20	90	55,4	7,8	190,0	90,0	1,1	mf [16]	L and D sf max/min L/W, D calf [43]	[3]
35252925100	35,25	29,25	265	20	90	55,4	7,7	190,0	90,0	0,8	mf [16]	L and D sf max/min L/W, D calf [43]	[3]
35252925100	35,25	29,25	265	20	90	55,4	7,6	190,0	90,0	0,6	mf [16]	L and D sf max/min L/W, D calf [43]	[3]
35252925100	35,25	29,25	265	20	90	55,4	7,5	190,0	90,0	0,4	mf [16]	L and D sf max/min L/W, D calf [43]	[3]
35252925100	35,25	29,25	265	20	90	55,4	7,4	190,0	90,0	0,3	mf [16]	L and D sf max/min L/W, D calf [43]	[3]
35252925100	35,25	29,25	265	20	90	55,4	7,3	190,0	90,0	0,2	mf [16]	L and D sf max/min L/W, D calf [43]	[3]
35252925100	35,25	29,25	265	20	90	55,4	7,2	190,0	90,0	0,1	mf [16]	L and D sf max/min L/W, D calf [43]	[3]
35252925100	35,25	29,25	265	20	90	55,4	7,1	190,0	90,0	0,1	mf [16]	L and D sf max/min L/W, D calf [43]	[3]
35252925100	35,25	29,25	265	20	90	55,4	7,0	190,0	90,0	0,1	mf [16]	L and D sf max/min L/W, D calf [43]	[3]
35252925100	35,25	29,25	265	20	90	55,4	6,9	190,0	90,0	0,1	mf [16]	L and D sf max/min L/W, D calf [43]	[3]
35252925100	35,25	29,25	265	20	90	55,4	6,8	190,0	90,0	0,0	mf [16]	L and D sf max/min L/W, D calf [43]	[3]
35252925100	35,25	29,25	265	20	90	55,4	6,7	190,0	90,0	0,0	mf [16]	L and D sf max/min L/W, D calf [43]	[3]
35252925100	35,25	29,25	265	20	90	55,4	6,6	190,0	90,0	0,0	mf [16]	L and D sf max/min L/W, D calf [43]	[3]
35252925100	35,25	29,25	265	20	90	42,4	6,5	23,0	14,0	0,7	mf [16]	[34]	[3]
36752575100	36,75	25,75	40	25	245	51,0	7,8	150	52	2,5	mf [28]	L hypothetical; W from ([43]; Lmax = 150km)	[28]
36752575100	36,75	25,75	40	25	245	50,4	7,7	132,0	49,1	2,1	mf [28]	L and D sf max/min L/W, D calf [43]	[3]
36752575100	36,75	25,75	40	25	245	49,8	7,6	116,1	46,3	1,8	mf [28]	L and D sf max/min L/W, D calf [43]	[3]
36752575100	36,75	25,75	40	25	245	49,2	7,5	102,2	43,7	1,5	mf [28]	L and D sf max/min L/W, D calf [43]	[3]
36752575100	36,75	25,75	40	25	245	48,7	7,4	89,9	41,2	1,3	mf [28]	L and D sf max/min L/W, D calf [43]	[3]
36752575100	36,75	25,75	40	25	245	48,2	7,3	79,1	38,8	1,1	mf [28]	L and D sf max/min L/W, D calf [43]	[3]
36752575100	36,75	25,75	40	25	245	47,7	7,2	69,6	36,6	1,0	mf [28]	L and D sf max/min L/W, D calf [43]	[3]

Table I.1. Earthquake source parameters for each scenario at each analysis bin.

Grid reference	Grid Center Coordinates		strike (°)	dip (°)	rake (°)	depth (km)	Mw	L (km)	W (km)	D (m)	References		
	LAT	LON									s/d/r/depth	L/W/D	Mw
36752575100	36,75	25,75	40	25	245	47,3	7,1	61,3	34,6	0,8	mf [28]	L and D sf max/min L/W, D calf [43]	[3]
36752575100	36,75	25,75	40	25	245	46,9	7,0	53,9	32,6	0,7	mf [28]	L and D sf max/min L/W, D calf [43]	[3]
36752575100	36,75	25,75	40	25	245	46,5	6,9	47,4	30,8	0,6	mf [28]	L and D sf max/min L/W, D calf [43]	[3]
36752575100	36,75	25,75	40	25	245	46,1	6,8	41,7	29,0	0,5	mf [28]	L and D sf max/min L/W, D calf [43]	[3]
36752575100	36,75	25,75	40	25	245	45,8	6,7	36,7	27,4	0,4	mf [28]	L and D sf max/min L/W, D calf [43]	[3]
36752575100	36,75	25,75	40	25	245	45,5	6,6	32,3	25,8	0,4	mf [28]	L and D sf max/min L/W, D calf [43]	[3]
36752575100	36,75	25,75	40	25	245	43,0	6,5	23,0	14,0	0,7	mf [28]	[34]	[3]
35752525100	35,75	25,25	270	70	110	62,1	7,8	135	47	3	mf [19]	[34]	[38]
35752525100	35,75	25,25	270	70	110	60,8	7,7	118,8	44,3	2,6	mf [19]	L and D sf max/min L/W, D calf [43]	[3]
35752525100	35,75	25,25	270	70	110	59,7	7,6	104,5	41,8	2,2	mf [19]	L and D sf max/min L/W, D calf [43]	[3]
35752525100	35,75	25,25	270	70	110	58,5	7,5	92,0	39,5	1,9	mf [19]	L and D sf max/min L/W, D calf [43]	[3]
35752525100	35,75	25,25	270	70	110	57,5	7,4	80,9	37,2	1,6	mf [19]	L and D sf max/min L/W, D calf [43]	[3]
35752525100	35,75	25,25	270	70	110	56,5	7,3	71,2	35,1	1,4	mf [19]	L and D sf max/min L/W, D calf [43]	[3]
35752525100	35,75	25,25	270	70	110	55,6	7,2	62,7	33,1	1,2	mf [19]	L and D sf max/min L/W, D calf [43]	[3]
35752525100	35,75	25,25	270	70	110	54,7	7,1	55,1	31,2	1,0	mf [19]	L and D sf max/min L/W, D calf [43]	[3]
35752525100	35,75	25,25	270	70	110	53,8	7,0	48,5	29,5	0,9	mf [19]	L and D sf max/min L/W, D calf [43]	[3]
35752525100	35,75	25,25	270	70	110	53,1	6,9	42,7	27,8	0,7	mf [19]	L and D sf max/min L/W, D calf [43]	[3]
35752525100	35,75	25,25	270	70	110	52,3	6,8	37,6	26,2	0,6	mf [19]	L and D sf max/min L/W, D calf [43]	[3]
35752525100	35,75	25,25	270	70	110	51,6	6,7	33,1	24,7	0,5	mf [19]	L and D sf max/min L/W, D calf [43]	[3]
35752525100	35,75	25,25	270	70	110	51,0	6,6	29,1	23,3	0,5	mf [19]	L and D sf max/min L/W, D calf [43]	[3]
35752525100	35,75	25,25	270	70	110	46,6	6,5	23,0	14,0	0,7	mf [19]	[34]	[3]
35752625100	35,75	26,25	275	65	270	61,3	7,8	135	47	3	mf [1]	[34]	[38]
35752625100	35,75	26,25	275	65	270	61,9	7,7	143,2	48,3	2,0	mf [1]	L and D sf max/min L/W, D calf [43]	[3]
35752625100	35,75	26,25	275	65	270	62,5	7,6	151,9	49,6	1,3	mf [1]	L and D sf max/min L/W, D calf [43]	[3]
35752625100	35,75	26,25	275	65	270	63,1	7,5	161,2	51,0	0,8	mf [1]	L and D sf max/min L/W, D calf [43]	[3]
35752625100	35,75	26,25	275	65	270	63,7	7,4	171,0	52,3	0,5	mf [1]	L and D sf max/min L/W, D calf [43]	[3]
35752625100	35,75	26,25	275	65	270	64,4	7,3	181,4	53,8	0,4	mf [1]	L and D sf max/min L/W, D calf [43]	[3]
35752625100	35,75	26,25	275	65	270	65,0	7,2	192,4	55,2	0,2	mf [1]	L and D sf max/min L/W, D calf [43]	[3]
35752625100	35,75	26,25	275	65	270	65,7	7,1	204,1	56,7	0,1	mf [1]	L and D sf max/min L/W, D calf [43]	[3]
35752625100	35,75	26,25	275	65	270	66,4	7,0	216,5	58,3	0,1	mf [1]	L and D sf max/min L/W, D calf [43]	[3]
35752625100	35,75	26,25	275	65	270	67,1	6,9	229,7	59,9	0,1	mf [1]	L and D sf max/min L/W, D calf [43]	[3]
35752625100	35,75	26,25	275	65	270	67,9	6,8	243,6	61,5	0,0	mf [1]	L and D sf max/min L/W, D calf [43]	[3]
35752625100	35,75	26,25	275	65	270	68,6	6,7	258,5	63,2	0,0	mf [1]	L and D sf max/min L/W, D calf [43]	[3]
35752625100	35,75	26,25	275	65	270	69,4	6,6	274,2	64,9	0,0	mf [1]	L and D sf max/min L/W, D calf [43]	[3]
35752625100	35,75	26,25	275	65	270	46,3	6,5	23,0	14,0	0,7	mf [1]	[34]	[3]
35252475100	35,25	24,75	75	70	150	62,1	7,8	135	47	3	mf [5]	[34]	[38]
35252475100	35,25	24,75	75	70	150	62,2	7,7	135,3	47,3	2,1	mf [5]	L and D sf max/min L/W, D calf [43]	[3]
35252475100	35,25	24,75	75	70	150	62,4	7,6	135,5	47,6	1,5	mf [5]	L and D sf max/min L/W, D calf [43]	[3]
35252475100	35,25	24,75	75	70	150	62,5	7,5	135,8	47,9	1,1	mf [5]	L and D sf max/min L/W, D calf [43]	[3]
35252475100	35,25	24,75	75	70	150	62,7	7,4	136,0	48,2	0,7	mf [5]	L and D sf max/min L/W, D calf [43]	[3]
35252475100	35,25	24,75	75	70	150	62,8	7,3	136,3	48,6	0,5	mf [5]	L and D sf max/min L/W, D calf [43]	[3]
35252475100	35,25	24,75	75	70	150	63,0	7,2	136,5	48,9	0,4	mf [5]	L and D sf max/min L/W, D calf [43]	[3]
35252475100	35,25	24,75	75	70	150	63,1	7,1	136,8	49,2	0,3	mf [5]	L and D sf max/min L/W, D calf [43]	[3]
35252475100	35,25	24,75	75	70	150	63,3	7,0	137,0	49,5	0,2	mf [5]	L and D sf max/min L/W, D calf [43]	[3]
35252475100	35,25	24,75	75	70	150	63,4	6,9	137,3	49,8	0,1	mf [5]	L and D sf max/min L/W, D calf [43]	[3]
35252475100	35,25	24,75	75	70	150	63,6	6,8	137,6	50,2	0,1	mf [5]	L and D sf max/min L/W, D calf [43]	[3]
35252475100	35,25	24,75	75	70	150	63,7	6,7	137,8	50,5	0,1	mf [5]	L and D sf max/min L/W, D calf [43]	[3]
35252475100	35,25	24,75	75	70	150	63,9	6,6	138,1	50,8	0,0	mf [5]	L and D sf max/min L/W, D calf [43]	[3]
35252475100	35,25	24,75	75	70	150	46,6	6,5	23,0	14,0	0,7	mf [5]	[34]	[3]
35252525100	35,25	25,25	45	50	140	58,0	7,8	135	47	3	mf [24]	[34]	[38]
35252525100	35,25	25,25	45	50	140	58,2	7,7	138,1	47,6	2,1	mf [24]	L and D sf max/min L/W, D calf [43]	[3]
35252525100	35,25	25,25	45	50	140	58,4	7,6	141,2	48,1	1,4	mf [24]	L and D sf max/min L/W, D calf [43]	[3]
35252525100	35,25	25,25	45	50	140	58,6	7,5	144,5	48,7	1,0	mf [24]	L and D sf max/min L/W, D calf [43]	[3]
35252525100	35,25	25,25	45	50	140	58,9	7,4	147,8	49,3	0,7	mf [24]	L and D sf max/min L/W, D calf [43]	[3]
35252525100	35,25	25,25	45	50	140	59,1	7,3	151,2	49,8	0,5	mf [24]	L and D sf max/min L/W, D calf [43]	[3]
35252525100	35,25	25,25	45	50	140	59,3	7,2	154,6	50,4	0,3	mf [24]	L and D sf max/min L/W, D calf [43]	[3]
35252525100	35,25	25,25	45	50	140	59,5	7,1	158,2	51,0	0,2	mf [24]	L and D sf max/min L/W, D calf [43]	[3]
35252525100	35,25	25,25	45	50	140	59,8	7,0	161,8	51,6	0,1	mf [24]	L and D sf max/min L/W, D calf [43]	[3]
35252525100	35,25	25,25	45	50	140	60,0	6,9	165,5	52,2	0,1	mf [24]	L and D sf max/min L/W, D calf [43]	[3]
35252525100	35,25	25,25	45	50	140	60,2	6,8	169,3	52,8	0,1	mf [24]	L and D sf max/min L/W, D calf [43]	[3]

Table I.1. Earthquake source parameters for each scenario at each analysis bin.

Grid reference	Grid Center Coordinates		strike (°)	dip (°)	rake (°)	depth (km)	Mw	L (km)	W (km)	D (m)	References		
	LAT	LON									s/d/r/depth	L/W/D	Mw
35252525100	35,25	25,25	45	50	140	60,5	6,7	173,1	53,5	0,0	mf [24]	L and D sf max/min L/W, D calf [43]	[3]
35252525100	35,25	25,25	45	50	140	60,7	6,6	177,1	54,1	0,0	mf [24]	L and D sf max/min L/W, D calf [43]	[3]
35252525100	35,25	25,25	45	50	140	45,4	6,5	23,0	14,0	0,7	mf [24]	[34]	[3]
35252575100	35,25	25,75	345	35	100	53,5	7,8	135	47	3	mf [1]	[34]	[38]
35252575100	35,25	25,75	345	35	100	52,8	7,7	122,4	44,7	2,5	mf [1]	L and D sf max/min L/W, D calf [43]	[3]
35252575100	35,25	25,75	345	35	100	52,2	7,6	111,0	42,5	2,1	mf [1]	L and D sf max/min L/W, D calf [43]	[3]
35252575100	35,25	25,75	345	35	100	51,6	7,5	100,6	40,4	1,7	mf [1]	L and D sf max/min L/W, D calf [43]	[3]
35252575100	35,25	25,75	345	35	100	51,0	7,4	91,2	38,4	1,4	mf [1]	L and D sf max/min L/W, D calf [43]	[3]
35252575100	35,25	25,75	345	35	100	50,5	7,3	82,7	36,5	1,1	mf [1]	L and D sf max/min L/W, D calf [43]	[3]
35252575100	35,25	25,75	345	35	100	49,9	7,2	75,0	34,6	0,9	mf [1]	L and D sf max/min L/W, D calf [43]	[3]
35252575100	35,25	25,75	345	35	100	49,4	7,1	68,0	32,9	0,8	mf [1]	L and D sf max/min L/W, D calf [43]	[3]
35252575100	35,25	25,75	345	35	100	49,0	7,0	61,6	31,3	0,6	mf [1]	L and D sf max/min L/W, D calf [43]	[3]
35252575100	35,25	25,75	345	35	100	48,5	6,9	55,9	29,8	0,5	mf [1]	L and D sf max/min L/W, D calf [43]	[3]
35252575100	35,25	25,75	345	35	100	48,1	6,8	50,7	28,3	0,4	mf [1]	L and D sf max/min L/W, D calf [43]	[3]
35252575100	35,25	25,75	345	35	100	47,7	6,7	45,9	26,9	0,4	mf [1]	L and D sf max/min L/W, D calf [43]	[3]
35252575100	35,25	25,75	345	35	100	47,3	6,6	41,7	25,5	0,3	mf [1]	L and D sf max/min L/W, D calf [43]	[3]
35252575100	35,25	25,75	345	35	100	44,0	6,5	23,0	14,0	0,7	mf [1]	[34]	[3]
35252625100	35,25	26,25	210	75	130	62,7	7,8	135	47	3	mf [24]	[34]	[38]
35252625100	35,25	26,25	210	75	130	61,6	7,7	122,4	44,7	2,5	mf [24]	L and D sf max/min L/W, D calf [43]	[3]
35252625100	35,25	26,25	210	75	130	60,5	7,6	111,0	42,5	2,1	mf [24]	L and D sf max/min L/W, D calf [43]	[3]
35252625100	35,25	26,25	210	75	130	59,5	7,5	100,6	40,4	1,7	mf [24]	L and D sf max/min L/W, D calf [43]	[3]
35252625100	35,25	26,25	210	75	130	58,5	7,4	91,2	38,4	1,4	mf [24]	L and D sf max/min L/W, D calf [43]	[3]
35252625100	35,25	26,25	210	75	130	57,6	7,3	82,7	36,5	1,1	mf [24]	L and D sf max/min L/W, D calf [43]	[3]
35252625100	35,25	26,25	210	75	130	56,7	7,2	75,0	34,6	0,9	mf [24]	L and D sf max/min L/W, D calf [43]	[3]
35252625100	35,25	26,25	210	75	130	55,9	7,1	68,0	32,9	0,8	mf [24]	L and D sf max/min L/W, D calf [43]	[3]
35252625100	35,25	26,25	210	75	130	55,1	7,0	61,6	31,3	0,6	mf [24]	L and D sf max/min L/W, D calf [43]	[3]
35252625100	35,25	26,25	210	75	130	54,4	6,9	55,9	29,8	0,5	mf [24]	L and D sf max/min L/W, D calf [43]	[3]
35252625100	35,25	26,25	210	75	130	53,7	6,8	50,7	28,3	0,4	mf [24]	L and D sf max/min L/W, D calf [43]	[3]
35252625100	35,25	26,25	210	75	130	53,0	6,7	45,9	26,9	0,4	mf [24]	L and D sf max/min L/W, D calf [43]	[3]
35252625100	35,25	26,25	210	75	130	52,3	6,6	41,7	25,5	0,3	mf [24]	L and D sf max/min L/W, D calf [43]	[3]
35252625100	35,25	26,25	210	75	130	46,8	6,5	23,0	14,0	0,7	mf [24]	[34]	[3]
36752275100	36,75	22,75	220	45	20	52,4	7,5	90	35	2,1	mf [27]	[34]	[38]
36752275100	36,75	22,75	220	45	20	52,8	7,4	95,4	36,1	1,4	mf [27]	L and D sf max/min L/W, D calf [43]	[3]
36752275100	36,75	22,75	220	45	20	53,2	7,3	101,2	37,2	0,9	mf [27]	L and D sf max/min L/W, D calf [43]	[3]
36752275100	36,75	22,75	220	45	20	53,6	7,2	107,4	38,4	0,6	mf [27]	L and D sf max/min L/W, D calf [43]	[3]
36752275100	36,75	22,75	220	45	20	54,0	7,1	113,9	39,5	0,4	mf [27]	L and D sf max/min L/W, D calf [43]	[3]
36752275100	36,75	22,75	220	45	20	54,4	7,0	120,8	40,8	0,2	mf [27]	L and D sf max/min L/W, D calf [43]	[3]
36752275100	36,75	22,75	220	45	20	54,9	6,9	128,1	42,0	0,2	mf [27]	L and D sf max/min L/W, D calf [43]	[3]
36752275100	36,75	22,75	220	45	20	55,3	6,8	135,8	43,3	0,1	mf [27]	L and D sf max/min L/W, D calf [43]	[3]
36752275100	36,75	22,75	220	45	20	55,8	6,7	144,0	44,7	0,1	mf [27]	L and D sf max/min L/W, D calf [43]	[3]
36752275100	36,75	22,75	220	45	20	56,3	6,6	152,8	46,0	0,0	mf [27]	L and D sf max/min L/W, D calf [43]	[3]
36752275100	36,75	22,75	220	45	20	44,9	6,5	23,0	14,0	0,7	mf [27]	[34]	[3]
36752775100	36,75	27,75	85	85	20	57,4	7,5	90	35	2,1	mf [1]	[34]	[38]
36752775100	36,75	27,75	85	85	20	58,9	7,4	100,0	37,9	1,3	mf [1]	L and D sf max/min L/W, D calf [43]	[3]
36752775100	36,75	27,75	85	85	20	60,5	7,3	111,0	41,1	0,8	mf [1]	L and D sf max/min L/W, D calf [43]	[3]
36752775100	36,75	27,75	85	85	20	62,2	7,2	123,3	44,5	0,4	mf [1]	L and D sf max/min L/W, D calf [43]	[3]
36752775100	36,75	27,75	85	85	20	64,0	7,1	136,9	48,3	0,3	mf [1]	L and D sf max/min L/W, D calf [43]	[3]
36752775100	36,75	27,75	85	85	20	66,1	7,0	152,1	52,3	0,2	mf [1]	L and D sf max/min L/W, D calf [43]	[3]
36752775100	36,75	27,75	85	85	20	68,2	6,9	168,9	56,7	0,1	mf [1]	L and D sf max/min L/W, D calf [43]	[3]
36752775100	36,75	27,75	85	85	20	70,6	6,8	187,6	61,5	0,1	mf [1]	L and D sf max/min L/W, D calf [43]	[3]
36752775100	36,75	27,75	85	85	20	73,2	6,7	208,3	66,6	0,0	mf [1]	L and D sf max/min L/W, D calf [43]	[3]
36752775100	36,75	27,75	85	85	20	76,0	6,6	231,4	72,2	0,0	mf [1]	L and D sf max/min L/W, D calf [43]	[3]
36752775100	36,75	27,75	85	85	20	47,0	6,5	23,0	14,0	0,7	mf [1]	[34]	[3]
36752825100	36,75	28,25	90	60	90	55,2	7,5	90	35	2,1	mf [29]	[34]	[38]
36752825100	36,75	28,25	90	60	90	53,8	7,4	78,5	31,9	1,9	mf [29]	L and D sf max/min L/W, D calf [43]	[3]
36752825100	36,75	28,25	90	60	90	52,6	7,3	68,5	29,1	1,7	mf [29]	L and D sf max/min L/W, D calf [43]	[3]
36752825100	36,75	28,25	90	60	90	51,5	7,2	59,8	26,5	1,5	mf [29]	L and D sf max/min L/W, D calf [43]	[3]
36752825100	36,75	28,25	90	60	90	50,5	7,1	52,2	24,2	1,4	mf [29]	L and D sf max/min L/W, D calf [43]	[3]
36752825100	36,75	28,25	90	60	90	49,5	7,0	45,5	22,0	1,2	mf [29]	L and D sf max/min L/W, D calf [43]	[3]
36752825100	36,75	28,25	90	60	90	48,7	6,9	39,7	20,1	1,1	mf [29]	L and D sf max/min L/W, D calf [43]	[3]

Table I.1. Earthquake source parameters for each scenario at each analysis bin.

Grid reference	Grid Center Coordinates		strike (°)	dip (°)	rake (°)	depth (km)	Mw	L (km)	W (km)	D (m)	References		
	LAT	LON									s/d/r/depth	L/W/D	Mw
36752825100	36,75	28,25	90	60	90	47,9	6,8	34,6	18,3	1,0	mf [29]	L and D sf max/min L/W, D calf [43]	[3]
36752825100	36,75	28,25	90	60	90	47,2	6,7	30,2	16,7	0,9	mf [29]	L and D sf max/min L/W, D calf [43]	[3]
36752825100	36,75	28,25	90	60	90	46,6	6,6	26,4	15,2	0,8	mf [29]	L and D sf max/min L/W, D calf [43]	[3]
36752825100	36,75	28,25	90	60	90	46,1	6,5	23,0	14,0	0,7	mf [29]	[34]	[3]
36252325100	36,25	23,25	195	40	55	51,2	7,5	90	35	2,1	mf [27]	[34]	[38]
36252325100	36,25	23,25	195	40	55	51,3	7,4	96,2	35,1	1,4	mf [27]	L and D sf max/min L/W, D calf [43]	[3]
36252325100	36,25	23,25	195	40	55	51,3	7,3	102,9	35,2	1,0	mf [27]	L and D sf max/min L/W, D calf [43]	[3]
36252325100	36,25	23,25	195	40	55	51,3	7,2	110,0	35,3	0,6	mf [27]	L and D sf max/min L/W, D calf [43]	[3]
36252325100	36,25	23,25	195	40	55	51,4	7,1	117,6	35,3	0,4	mf [27]	L and D sf max/min L/W, D calf [43]	[3]
36252325100	36,25	23,25	195	40	55	51,4	7,0	125,8	35,4	0,3	mf [27]	L and D sf max/min L/W, D calf [43]	[3]
36252325100	36,25	23,25	195	40	55	51,4	6,9	134,5	35,5	0,2	mf [27]	L and D sf max/min L/W, D calf [43]	[3]
36252325100	36,25	23,25	195	40	55	51,4	6,8	143,8	35,6	0,1	mf [27]	L and D sf max/min L/W, D calf [43]	[3]
36252325100	36,25	23,25	195	40	55	51,5	6,7	153,8	35,7	0,1	mf [27]	L and D sf max/min L/W, D calf [43]	[3]
36252325100	36,25	23,25	195	40	55	51,5	6,6	164,4	35,8	0,1	mf [27]	L and D sf max/min L/W, D calf [43]	[3]
36252325100	36,25	23,25	195	40	55	44,5	6,5	23,0	14,0	0,7	mf [27]	[34]	[3]
36252675100	36,25	26,75	350	35	165	50,0	7,5	90	35	2,1	cf 36252725100	[34]	[38]
36252675100	36,25	26,75	350	35	165	49,9	7,4	96,0	34,5	1,5	cf 36252725100	L and D sf max/min L/W, D calf [43]	[3]
36252675100	36,25	26,75	350	35	165	49,8	7,3	102,5	34,1	1,0	cf 36252725100	L and D sf max/min L/W, D calf [43]	[3]
36252675100	36,25	26,75	350	35	165	49,6	7,2	109,4	33,6	0,7	cf 36252725100	L and D sf max/min L/W, D calf [43]	[3]
36252675100	36,25	26,75	350	35	165	49,5	7,1	116,7	33,2	0,4	cf 36252725100	L and D sf max/min L/W, D calf [43]	[3]
36252675100	36,25	26,75	350	35	165	49,4	7,0	124,6	32,7	0,3	cf 36252725100	L and D sf max/min L/W, D calf [43]	[3]
36252675100	36,25	26,75	350	35	165	49,3	6,9	132,9	32,3	0,2	cf 36252725100	L and D sf max/min L/W, D calf [43]	[3]
36252675100	36,25	26,75	350	35	165	49,1	6,8	141,9	31,9	0,1	cf 36252725100	L and D sf max/min L/W, D calf [43]	[3]
36252675100	36,25	26,75	350	35	165	49,0	6,7	151,4	31,5	0,1	cf 36252725100	L and D sf max/min L/W, D calf [43]	[3]
36252675100	36,25	26,75	350	35	165	48,9	6,6	161,6	31,1	0,1	cf 36252725100	L and D sf max/min L/W, D calf [43]	[3]
36252675100	36,25	26,75	350	35	165	44,0	6,5	23,0	14,0	0,7	cf 36252725100	[34]	[3]
36252725100	36,25	27,25	350	35	165	50,0	7,5	90	35	2,1	mf [4]	[34]	[38]
36252725100	36,25	27,25	350	35	165	50,2	7,4	95,0	35,6	1,4	mf [4]	L and D sf max/min L/W, D calf [43]	[3]
36252725100	36,25	27,25	350	35	165	50,4	7,3	100,2	36,2	1,0	mf [4]	L and D sf max/min L/W, D calf [43]	[3]
36252725100	36,25	27,25	350	35	165	50,6	7,2	105,8	36,9	0,6	mf [4]	L and D sf max/min L/W, D calf [43]	[3]
36252725100	36,25	27,25	350	35	165	50,8	7,1	111,6	37,5	0,4	mf [4]	L and D sf max/min L/W, D calf [43]	[3]
36252725100	36,25	27,25	350	35	165	50,9	7,0	117,8	38,1	0,3	mf [4]	L and D sf max/min L/W, D calf [43]	[3]
36252725100	36,25	27,25	350	35	165	51,1	6,9	124,3	38,8	0,2	mf [4]	L and D sf max/min L/W, D calf [43]	[3]
36252725100	36,25	27,25	350	35	165	51,3	6,8	131,2	39,5	0,1	mf [4]	L and D sf max/min L/W, D calf [43]	[3]
36252725100	36,25	27,25	350	35	165	51,5	6,7	138,5	40,2	0,1	mf [4]	L and D sf max/min L/W, D calf [43]	[3]
36252725100	36,25	27,25	350	35	165	51,7	6,6	146,1	40,8	0,1	mf [4]	L and D sf max/min L/W, D calf [43]	[3]
36252725100	36,25	27,25	350	35	165	44,0	6,5	23,0	14,0	0,7	mf [4]	[34]	[3]
36252775100	36,25	27,75	340	60	160	55,2	7,5	90	35	2,1	mf [1]	[34]	[38]
36252775100	36,25	27,75	340	60	160	55,1	7,4	77,9	34,8	1,8	mf [1]	L and D sf max/min L/W, D calf [43]	[3]
36252775100	36,25	27,75	340	60	160	55,0	7,3	67,4	34,6	1,5	mf [1]	L and D sf max/min L/W, D calf [43]	[3]
36252775100	36,25	27,75	340	60	160	54,9	7,2	58,4	34,4	1,2	mf [1]	L and D sf max/min L/W, D calf [43]	[3]
36252775100	36,25	27,75	340	60	160	54,8	7,1	50,5	34,3	1,0	mf [1]	L and D sf max/min L/W, D calf [43]	[3]
36252775100	36,25	27,75	340	60	160	54,8	7,0	43,8	34,1	0,8	mf [1]	L and D sf max/min L/W, D calf [43]	[3]
36252775100	36,25	27,75	340	60	160	54,7	6,9	37,9	33,9	0,7	mf [1]	L and D sf max/min L/W, D calf [43]	[3]
36252775100	36,25	27,75	340	60	160	54,6	6,8	32,8	33,7	0,6	mf [1]	L and D sf max/min L/W, D calf [43]	[3]
36252775100	36,25	27,75	340	60	160	54,5	6,7	28,4	33,5	0,5	mf [1]	L and D sf max/min L/W, D calf [43]	[3]
36252775100	36,25	27,75	340	60	160	54,4	6,6	24,6	33,4	0,4	mf [1]	L and D sf max/min L/W, D calf [43]	[3]
36252775100	36,25	27,75	340	60	160	46,1	6,5	23,0	14,0	0,7	mf [1]	[34]	[3]
36252825100	36,25	28,25	205	65	65	55,9	7,5	90	35	2,1	mf [30]	[34]	[38]
36252825100	36,25	28,25	205	65	65	55,8	7,4	77,9	34,8	1,8	mf [30]	L and D sf max/min L/W, D calf [43]	[3]
36252825100	36,25	28,25	205	65	65	55,7	7,3	67,4	34,6	1,5	mf [30]	L and D sf max/min L/W, D calf [43]	[3]
36252825100	36,25	28,25	205	65	65	55,6	7,2	58,4	34,4	1,2	mf [30]	L and D sf max/min L/W, D calf [43]	[3]
36252825100	36,25	28,25	205	65	65	55,5	7,1	50,5	34,3	1,0	mf [30]	L and D sf max/min L/W, D calf [43]	[3]
36252825100	36,25	28,25	205	65	65	55,4	7,0	43,8	34,1	0,8	mf [30]	L and D sf max/min L/W, D calf [43]	[3]
36252825100	36,25	28,25	205	65	65	55,4	6,9	37,9	33,9	0,7	mf [30]	L and D sf max/min L/W, D calf [43]	[3]
36252825100	36,25	28,25	205	65	65	55,3	6,8	32,8	33,7	0,6	mf [30]	L and D sf max/min L/W, D calf [43]	[3]
36252825100	36,25	28,25	205	65	65	55,2	6,7	28,4	33,5	0,5	mf [30]	L and D sf max/min L/W, D calf [43]	[3]
36252825100	36,25	28,25	205	65	65	55,1	6,6	24,6	33,4	0,4	mf [30]	L and D sf max/min L/W, D calf [43]	[3]
36252825100	36,25	28,25	205	65	65	46,3	6,5	23,0	14,0	0,7	mf [30]	[34]	[3]
35752675100	35,75	26,75	100	60	115	55,2	7,5	90	35	2,1	mf [14]	[34]	[38]

Table I.1. Earthquake source parameters for each scenario at each analysis bin.

Grid reference	Grid Center Coordinates		strike (°)	dip (°)	rake (°)	depth (km)	Mw	L (km)	W (km)	D (m)	References		
	LAT	LON									s/d/r/depth	L/W/D	Mw
35752675100	35,75	26,75	100	60	115	55,0	7,4	95,8	34,6	1,5	mf [14]	L and D sf max/min L/W, D calf [43]	[3]
35752675100	35,75	26,75	100	60	115	54,8	7,3	101,9	34,1	1,0	mf [14]	L and D sf max/min L/W, D calf [43]	[3]
35752675100	35,75	26,75	100	60	115	54,6	7,2	108,5	33,7	0,7	mf [14]	L and D sf max/min L/W, D calf [43]	[3]
35752675100	35,75	26,75	100	60	115	54,4	7,1	115,4	33,3	0,5	mf [14]	L and D sf max/min L/W, D calf [43]	[3]
35752675100	35,75	26,75	100	60	115	54,2	7,0	122,8	32,9	0,3	mf [14]	L and D sf max/min L/W, D calf [43]	[3]
35752675100	35,75	26,75	100	60	115	54,1	6,9	130,7	32,5	0,2	mf [14]	L and D sf max/min L/W, D calf [43]	[3]
35752675100	35,75	26,75	100	60	115	53,9	6,8	139,1	32,1	0,1	mf [14]	L and D sf max/min L/W, D calf [43]	[3]
35752675100	35,75	26,75	100	60	115	53,7	6,7	148,0	31,7	0,1	mf [14]	L and D sf max/min L/W, D calf [43]	[3]
35752675100	35,75	26,75	100	60	115	53,6	6,6	157,5	31,3	0,1	mf [14]	L and D sf max/min L/W, D calf [43]	[3]
35752675100	35,75	26,75	100	60	115	46,1	6,5	23,0	14,0	0,7	mf [14]	[34]	[3]
35752725100	35,75	27,25	100	60	115	55,2	7,5	90	35	2,1	mf [14]	[34]	[38]
35752725100	35,75	27,25	100	60	115	55,2	7,4	95,1	35,0	1,5	mf [14]	L and D sf max/min L/W, D calf [43]	[3]
35752725100	35,75	27,25	100	60	115	55,2	7,3	100,5	35,0	1,0	mf [14]	L and D sf max/min L/W, D calf [43]	[3]
35752725100	35,75	27,25	100	60	115	55,2	7,2	106,2	35,0	0,7	mf [14]	L and D sf max/min L/W, D calf [43]	[3]
35752725100	35,75	27,25	100	60	115	55,2	7,1	112,2	35,0	0,4	mf [14]	L and D sf max/min L/W, D calf [43]	[3]
35752725100	35,75	27,25	100	60	115	55,2	7,0	118,6	35,0	0,3	mf [14]	L and D sf max/min L/W, D calf [43]	[3]
35752725100	35,75	27,25	100	60	115	55,2	6,9	125,3	35,0	0,2	mf [14]	L and D sf max/min L/W, D calf [43]	[3]
35752725100	35,75	27,25	100	60	115	55,2	6,8	132,4	35,0	0,1	mf [14]	L and D sf max/min L/W, D calf [43]	[3]
35752725100	35,75	27,25	100	60	115	55,2	6,7	139,9	35,0	0,1	mf [14]	L and D sf max/min L/W, D calf [43]	[3]
35752725100	35,75	27,25	100	60	115	55,2	6,6	147,8	35,0	0,1	mf [14]	L and D sf max/min L/W, D calf [43]	[3]
35752725100	35,75	27,25	100	60	115	46,1	6,5	23,0	14,0	0,7	mf [14]	[34]	[3]
35752775100	35,75	27,75	100	60	115	55,2	7,5	90	35	2,1	mf [14]	[34]	[38]
35752775100	35,75	27,75	100	60	115	55,2	7,4	95,1	35,0	1,5	mf [14]	L and D sf max/min L/W, D calf [43]	[3]
35752775100	35,75	27,75	100	60	115	55,2	7,3	100,5	35,0	1,0	mf [14]	L and D sf max/min L/W, D calf [43]	[3]
35752775100	35,75	27,75	100	60	115	55,2	7,2	106,2	35,0	0,7	mf [14]	L and D sf max/min L/W, D calf [43]	[3]
35752775100	35,75	27,75	100	60	115	55,2	7,1	112,2	35,0	0,4	mf [14]	L and D sf max/min L/W, D calf [43]	[3]
35752775100	35,75	27,75	100	60	115	55,2	7,0	118,6	35,0	0,3	mf [14]	L and D sf max/min L/W, D calf [43]	[3]
35752775100	35,75	27,75	100	60	115	55,2	6,9	125,3	35,0	0,2	mf [14]	L and D sf max/min L/W, D calf [43]	[3]
35752775100	35,75	27,75	100	60	115	55,2	6,8	132,4	35,0	0,1	mf [14]	L and D sf max/min L/W, D calf [43]	[3]
35752775100	35,75	27,75	100	60	115	55,2	6,7	139,9	35,0	0,1	mf [14]	L and D sf max/min L/W, D calf [43]	[3]
35752775100	35,75	27,75	100	60	115	55,2	6,6	147,8	35,0	0,1	mf [14]	L and D sf max/min L/W, D calf [43]	[3]
35752775100	35,75	27,75	100	60	115	46,1	6,5	23,0	14,0	0,7	mf [14]	[34]	[3]
35252675100	35,25	26,75	105	70	195	56,4	7,5	90	35	2,1	mf [8]	[34]	[38]
35252675100	35,25	26,75	105	70	195	56,4	7,4	78,4	35,0	1,8	mf [8]	L and D sf max/min L/W, D calf [43]	[3]
35252675100	35,25	26,75	105	70	195	56,4	7,3	68,3	35,0	1,4	mf [8]	L and D sf max/min L/W, D calf [43]	[3]
35252675100	35,25	26,75	105	70	195	56,4	7,2	59,5	35,0	1,2	mf [8]	L and D sf max/min L/W, D calf [43]	[3]
35252675100	35,25	26,75	105	70	195	56,4	7,1	51,9	35,0	1,0	mf [8]	L and D sf max/min L/W, D calf [43]	[3]
35252675100	35,25	26,75	105	70	195	56,4	7,0	45,2	35,0	0,8	mf [8]	L and D sf max/min L/W, D calf [43]	[3]
35252675100	35,25	26,75	105	70	195	56,4	6,9	39,4	35,0	0,6	mf [8]	L and D sf max/min L/W, D calf [43]	[3]
35252675100	35,25	26,75	105	70	195	56,4	6,8	34,3	35,0	0,5	mf [8]	L and D sf max/min L/W, D calf [43]	[3]
35252675100	35,25	26,75	105	70	195	56,4	6,7	29,9	35,0	0,4	mf [8]	L and D sf max/min L/W, D calf [43]	[3]
35252675100	35,25	26,75	105	70	195	56,4	6,6	26,0	35,0	0,3	mf [8]	L and D sf max/min L/W, D calf [43]	[3]
35252675100	35,25	26,75	105	70	195	46,6	6,5	23,0	14,0	0,7	mf [8]	[34]	[3]
36752425100	36,75	24,25	170	85	345	51,0	7	45	22	1,2	mf [1]	[34]	[38]
36752425100	36,75	24,25	170	85	345	51,0	6,9	57,7	22,0	0,7	mf [1]	L and D sf max/min L/W, D calf [43]	[3]
36752425100	36,75	24,25	170	85	345	51,0	6,8	73,9	22,0	0,4	mf [1]	L and D sf max/min L/W, D calf [43]	[3]
36752425100	36,75	24,25	170	85	345	51,0	6,7	94,7	22,0	0,2	mf [1]	L and D sf max/min L/W, D calf [43]	[3]
36752425100	36,75	24,25	170	85	345	51,0	6,6	121,4	22,0	0,1	mf [1]	L and D sf max/min L/W, D calf [43]	[3]
36752425100	36,75	24,25	170	85	345	47,0	6,5	23,0	14,0	0,7	mf [1]	[34]	[3]
36752725100	36,75	27,25	80	80	140	50,8	7	45	22	1,2	cf 36752675100	[34]	[38]
36752725100	36,75	27,25	80	80	140	50,8	6,9	39,2	22,0	1,0	cf 36752675100	L and D sf max/min L/W, D calf [43]	[3]
36752725100	36,75	27,25	80	80	140	50,8	6,8	34,2	22,0	0,8	cf 36752675100	L and D sf max/min L/W, D calf [43]	[3]
36752725100	36,75	27,25	80	80	140	50,8	6,7	29,8	22,0	0,7	cf 36752675100	L and D sf max/min L/W, D calf [43]	[3]
36752725100	36,75	27,25	80	80	140	50,8	6,6	25,9	22,0	0,5	cf 36752675100	L and D sf max/min L/W, D calf [43]	[3]
36752725100	36,75	27,25	80	80	140	46,9	6,5	23,0	14,0	0,7	cf 36752675100	[34]	[3]
36252625100	36,25	26,25	355	15	110	42,8	7	45	22	1,2	mf [5]	[34]	[38]
36252625100	36,25	26,25	355	15	110	43,3	6,9	57,5	25,6	0,6	mf [5]	L and D sf max/min L/W, D calf [43]	[3]
36252625100	36,25	26,25	355	15	110	43,9	6,8	73,5	29,8	0,3	mf [5]	L and D sf max/min L/W, D calf [43]	[3]
36252625100	36,25	26,25	355	15	110	44,5	6,7	94,0	34,7	0,1	mf [5]	L and D sf max/min L/W, D calf [43]	[3]
36252625100	36,25	26,25	355	15	110	45,2	6,6	120,2	40,4	0,1	mf [5]	L and D sf max/min L/W, D calf [43]	[3]

Table I.1. Earthquake source parameters for each scenario at each analysis bin.

Grid reference	Grid Center Coordinates		strike (°)	dip (°)	rake (°)	depth (km)	Mw	L (km)	W (km)	D (m)	References		
	LAT	LON									s/d/r/depth	L/W/D	Mw
36252625100	36,25	26,25	355	15	110	41,8	6,5	23,0	14,0	0,7	mf [5]	[34]	[3]
36252875100	36,25	28,75	210	85	325	51,0	7	45	22	1,2	mf [4]	[34]	[4]
36252875100	36,25	28,75	210	85	325	50,3	6,9	39,0	20,7	1,1	mf [4]	L and D sf max/min L/W, D calf [43]	[3]
36252875100	36,25	28,75	210	85	325	49,7	6,8	33,7	19,6	0,9	mf [4]	L and D sf max/min L/W, D calf [43]	[3]
36252875100	36,25	28,75	210	85	325	49,2	6,7	29,2	18,5	0,8	mf [4]	L and D sf max/min L/W, D calf [43]	[3]
36252875100	36,25	28,75	210	85	325	48,7	6,6	25,3	17,4	0,7	mf [4]	L and D sf max/min L/W, D calf [43]	[3]
36252875100	36,25	28,75	210	85	325	47,0	6,5	23,0	14,0	0,7	mf [4]	[34]	[3]
34253225100	34,25	32,25	120	85	345	49,0	6,8	34	18	0,9	mf [33]	[34]	[33]
34253225100	34,25	32,25	120	85	345	48,5	6,7	29,4	17,0	0,9	mf [33]	L and D sf max/min L/W, D calf [43]	[3]
34253225100	34,25	32,25	120	85	345	48,0	6,6	25,5	16,0	0,8	mf [33]	L and D sf max/min L/W, D calf [43]	[3]
34253225100	34,25	32,25	120	85	345	47,0	6,5	23,0	14,0	0,7	mf [33]	[34]	[3]
35752425100	35,75	24,25	65	75	165	48,2	6,7	30	17	0,8	cf 35752475100	[34]	[31]
35752425100	35,75	24,25	65	75	165	51,7	6,6	71,3	24,2	0,2	cf 35752475100	L and D sf max/min L/W, D calf [43]	[3]
35752425100	35,75	24,25	65	75	165	46,8	6,5	23,0	14,0	0,7	cf 35752475100	[34]	[3]
35752475100	35,75	24,75	65	75	165	48,2	6,7	30	17	0,8	mf [31]	[34]	[31]
35752475100	35,75	24,75	65	75	165	47,7	6,6	26,0	16,0	0,7	mf [31]	L and D sf max/min L/W, D calf [43]	[3]
35752475100	35,75	24,75	65	75	165	46,8	6,5	23,0	14,0	0,7	mf [31]	[34]	[3]
37252275100	37,25	22,75	60	55	80	45,7	6,5	23	14	0,7	mf [5]	[34]	hypothetical
37252375100	37,25	23,75	310	75	305	46,8	6,5	23	14	0,7	mf [5]	[34]	hypothetical
37252425100	37,25	24,25	330	35	60	44,0	6,5	23	14	0,7	mf [25]	[34]	hypothetical
36752675100	36,75	26,75	80	80	140	46,9	6,5	23	14	0,7	mf [5]	[34]	hypothetical
36752875100	36,75	28,75	270	30	90	43,5	6,5	23	14	0,7	mf [4]	[34]	[4]
36753075100	36,75	30,75	180	30	15	43,5	6,5	23	14	0,7	mf [23]	[34]	hypothetical
36753125100	36,75	31,25	45	85	115	47,0	6,5	23	14	0,7	mf [5]	[34]	hypothetical
36753175100	36,75	31,75	90	75	195	46,8	6,5	23	14	0,7	mf [5]	[34]	hypothetical
36252375100	36,25	23,75	350	85	15	47,0	6,5	23	14	0,7	cf 36252425100	[34]	hypothetical
36252425100	36,25	24,25	350	85	15	47,0	6,5	23	14	0,7	mf [5]	[34]	hypothetical
36252925100	36,25	29,25	265	20	90	42,4	6,5	23	14	0,7	cf 35252925100	[34]	hypothetical
36253075100	36,25	30,75	100	35	295	44,0	6,5	23	14	0,7	mf [5]	[34]	hypothetical
36253125100	36,25	31,25	130	65	155	46,3	6,5	23	14	0,7	mf [23]	[34]	hypothetical
36253175100	36,25	31,75	320	40	100	49,6	6,5		30		cf 3625317540; d m	W mf [6]	hypothetical
35752575100	35,75	25,75	175	65	70	46,3	6,5	23	14	0,7	mf [1]	[34]	hypothetical
35752825100	35,75	28,25	205	65	65	46,3	6,5	23	14	0,7	mf [30]	[34]	hypothetical
35752975100	35,75	29,75	165	75	310	46,8	6,5	23	14	0,7	mf [5]	[34]	hypothetical
35753075100	35,75	30,75	240	75	260	46,8	6,5	23	14	0,7	mf [5]	[34]	hypothetical
35753125100	35,75	31,25	235	65	30	46,3	6,5	23	14	0,7	mf [5]	[34]	hypothetical
35753175100	35,75	31,75	115	75	285	46,8	6,5	23	14	0,7	mf [5]	[34]	hypothetical
35753225100	35,75	32,25	290	75	290	46,8	6,5	23	14	0,7	mf [5]	[34]	hypothetical
35252225100	35,25	22,25	260	80	15	46,9	6,5	23	14	0,7	mf [8]	[34]	hypothetical
35252725100	35,25	27,25	50	85	265	47,0	6,5	23	14	0,7	mf [5]	[34]	hypothetical
35252775100	35,25	27,75	350	70	130	46,6	6,5	23	14	0,7	mf [5]	[34]	hypothetical
35253125100	35,25	31,25	130	60	90	46,1	6,5	23	14	0,7	mf [1]	[34]	hypothetical
35253275100	35,25	32,75	30	70	205	46,6	6,5	23	14	0,7	mf [5]	[34]	hypothetical
35253325100	35,25	33,25	145	80	335	46,9	6,5	23	14	0,7	mf [5]	[34]	hypothetical
34752275100	34,75	22,75	50	75	195	46,8	6,5	23	14	0,7	mf [5]	[34]	hypothetical
34752325100	34,75	23,25	295	35	70	44,0	6,5	23	14	0,7	mf [1]	[34]	hypothetical
34752375100	34,75	23,75	310	30	70	43,5	6,5	23	14	0,7	mf [20]	[34]	hypothetical
34752525100	34,75	25,25	260	20	70	42,4	6,5	23	14	0,7	mf [1]	[34]	hypothetical
34752575100	34,75	25,75	40	60	320	46,1	6,5	23	14	0,7	mf [32]	[34]	hypothetical
34752625100	34,75	26,25	225	20	35	42,4	6,5	23	14	0,7	mf [23	[34]	hypothetical
34752675100	34,75	26,75	135	75	15	46,8	6,5	23	14	0,7	mf [23]	[34]	hypothetical
34752725100	34,75	27,25	255	75	345	46,8	6,5	23	14	0,7	mf [8]	[34]	hypothetical
34753225100	34,75	32,25	55	70	165	46,6	6,5	23	14	0,7	mf [33]	[34]	hypothetical
34252325100	34,25	23,25	170	75	150	46,8	6,5	23	14	0,7	mf [1]	[34]	hypothetical
34252375100	34,25	23,75	245	70	335	46,6	6,5	23	14	0,7	mf [5]	[34]	hypothetical
34252425100	34,25	24,25	250	20	65	42,4	6,5	23	14	0,7	mf [4]	[34]	hypothetical
34252475100	34,25	24,75	130	85	345	47,0	6,5	23	14	0,7	mf [30]	[34]	hypothetical
34252525100	34,25	25,25	250	25	60	43,0	6,5	23	14	0,7	mf [27]	[34]	hypothetical
34252575100	34,25	25,75	250	25	60	43,0	6,5	23	14	0,7	cf 34252525100	[34]	hypothetical
34252625100	34,25	26,25	120	60	105	46,1	6,5	23	14	0,7	mf [1]	[34]	hypothetical

Table I.1. Earthquake source parameters for each scenario at each analysis bin.

Grid reference	Grid Center Coordinates		strike (°)	dip (°)	rake (°)	depth (km)	Mw	L (km)	W (km)	D (m)	References		
	LAT	LON									s/d/r/depth	L/W/D	Mw
34252675100	34,25	26,75	40	80	165	46,9	6,5	23	14	0,7	mf [5]	[34]	hypothetical
34253325100	34,25	33,25	115	60	70	46,1	6,5	23	14	0,7	mf [1]	[34]	hypothetical
33752625100	33,75	26,25	305	35	115	44,0	6,5	23	14	0,7	mf [1]	[34]	hypothetical
33753275100	33,75	32,75	95	75	345	46,8	6,5	23	14	0,7	mf [1]	[34]	hypothetical

Table I.1. Index for the Tsunami Model Parameters Database.

[1]	ISC MT Catalogue
[2]	Radulian *et al*., 2002
[3]	Necmioğlu - PhD Thesis, 2014
[4]	EMMA MT Catalogue
[5]	Kalafat MT Catalogue
[6]	Basili *et al.*, 2013 (SHARE)
[7]	Constantinescu *et al*., 1966 (TRANSFER)
[8]	INGV RCMT Catalogue (TRANSFER)
[9]	Dineva *et al.*, 1993 (TRANSFER)
[10]	Sorensen *et al.*, 2012
[11]	Moratto *et al.*, 2007
[12]	Caputo *et al.,* 2012 (SHARE)
[13]	Lorito *et al.*, 2008
[14]	Ebeling *et al.*, 2012
[15]	Mitsakaki *et al.*, 2013
[16]	Mitsoudis *et al*., 2012
[17]	Salamon *et al.*, 2003
[18]	Tinti *et a*l., 2005
[19]	Udias *et al.*, 1989 (TRANSFER)
[20]	ETHZ MT Catalogue (TRANSFER)
[21]	Yolsal *et al*., 2007
[22]	Papazachos, 1996
[23]	Dziewonski *et al.*, 1981 (TRANSFER)
[24]	Taymaz *et al*., 1990
[25]	Bernardi *et al.*, 2004 (TRANSFER)
[26]	Eva *et al.*, 1988 (TRANSFER)
[27]	Shaw and Jackson, 2010
[28]	Okal *et al.*, 2009
[29]	McKenzie, 1978
[30]	Jost *et al.*, 2002
[31]	Parke, 2001 (TRANSFER)
[32]	Bohnhoff *et al*., 2005
[33]	Pilidou *et al.*, 2004
[34]	Leonard, 2010
[35]	Kanamori, 1977
[36]	Compiled Historical Catalogue in this study
[37]	Alptekin *et al*., 1986
[38]	Papaioannou and Papazachos, 2000
[39]	Shaw *et al.*, 2008
[40]	Beisel *et al.*, 2009
[41]	Koravos *et al.*, 2003
[42]	Salamon *et al.*, 2007
[43]	(M_0=μ x RA x D; Lmax = 150km)
calf	calculated from
cf	copied from
m	modified
mf	modified from
sf	scaled from

REFERENCES

Abe, K. and M. Okada, 1995, "Source Model of the Noto-Hanto-Oki Earthquake Tsunami of 7 February 1993", *Pure and Applied Geophysics*, 144, 621–631.

Aksu, A.E., J. Hall, C. Yaltırak, 2005, "Miocene to Recent Tectonic Evolution of the Eastern Mediterranean: New Pieces of the Old Mediterranean Puzzle", *Marine Geology,* 221, 1–13.

Alpar, B., 2009, "Vulnerability of Turkish Coasts to Accelerated Sea-Level Rise", *Geomorphology,* 107 (2009) 58–63.

Alptekin, Ö., J.L. Nábalek and N. Toksöz, 1986, "Source Mechanism of the Bartın Earthquake of September 3, 1968 in Northwestern Turkey: Evidence for Active Thrust Faulting at the Southern Black Sea Margin", *Tectonophysics*, Vol.122, Issues 1-2, Pages 73-88.

Altınok, Y., and S. Ersoy, 2000, "Tsunamis Observed on and Near the Turkish Coasts", *Natural Hazards*, 21, 185–205.

Altınok, Y., B. Alpar, N. Özer and H. Aykurt, 2011, "Revision of the Tsunami Catalogue Affecting Turkish Coasts and Surrounding Regions", *Natural hazards Earth System Science*, 11, 273-293.

Altınok, Y., B. Alpar, C. Yaltırak, A. Pınar and N. Özer, 2012, "The Earthquakes and Related Tsunamis of October 6, 1944 and March 7, 1867; NE Aegean Sea", *Natural Hazards, 60*, 3–25.

Ambraseys, N. N., 1960, "The Seismic Sea Wave of July 9, 1956, in the Greek Archipelago", *Journal of Geophysical Research*, 65, 1257–1265.

Ambraseys, N. N., 1962, “Data for the Investigation of the Seismic Sea-Waves in the Eastern Mediterranean”, *Bulletin of the Seismological Society of America*, 52, 895–913.

Ambraseys, N. N. and M. Barazangi, 1989, “The 1759 Earthquake in the Bekaa Valley: Implications for Earthquake Hazard Assessment in the Eastern Mediterranean Region”, *Journal of Geophysical Research*, 94, 4007–4013.

Ambraseys, N.N., 1992, “Reappraisal of the Seismic Activity in Cyprus: 1894–1991”, *Bollettino di Geofisica Teorica e Applicata* , 34, 41–80.

Ambraseys, N.N. and R.D. Adams, 1993, “Seismicity of the Cyprus Region”, *Terra Nova*, 5:85–94.

Ambraseys, N. N. and D. White, 1996, “A Reappraisal of East Mediterranean Seismicity Before the Christian Era.”, In: *Seismology in Europe - Proceedings of the ESC XXV General Assembly*, pp. 674–679, Reykjavik, Iceland, 9–14 September 1996.

Ambraseys, N. (Ed.), 2009, *Earthquakes in the Mediterranean and Middle East*, Cambridge University Press, ISBN 978-0-521-87292-8, Cambridge.

Ambraseys, N.N. and C. Synolakis, 2010, “Tsunami Catalogs for the Eastern Mediterranean, Revisited”, *Journal of Earthquake Engineering*, 14, 3, 309-330.

Annunziato, A., 2007, The Tsunami Assessment Modelling System by the Joint Research Centre, *Science of Tsunami Hazards,* 26:2, 70-92.

Avouac, J-P., 2011, The Lessons of Tohoku-Oki, *Nature,* Vol. 475.

Barka, A. A, 1992, “The North Anatolian Fault Zone”, *Annales Tectonicae*, Special Issue, 6, 164–195.

Barka, A. and R. Reilinger, 1997, "Active Tectonics of the Eastern Mediterranean Region: Deduced from GPS, Neotectonic and Seismicity data", *Annali di Geofisica,* XL (3), 586–608.

Basili R., M. M. Tiberti, V. Kastelic, F. Romano, A. Piatanesi, J. Selva and S. Lorito, 2013, "Integrating Geologic Fault Data Into Tsunami Hazard Studies", *Natural Hazards and Earth System Sciences*, 13, 1025–1050.

Bayrak, Y. and E. Bayrak, 2011, "An Evaluation of Earthquake Hazard Potential for Different Regions in Western Anatolia Using the Historical and Instrumental Earthquake Data", *Pure and Applied Geophys*ics, Volume 169, Issue 10, pp 1859-1873.

Beisel S., L. Chubarov, I. Didenkulova, E. Kit, A. Levin, E. Pelinovsky, Y. Shokin, and M. Sladkevich, 2009, "The 1956 Greek Tsunami Recorded at Yafo, Israel, and its Numerical Modeling", *Journal of Geophysical Research*, Vol. 114.

Ben-Avraham, Z., Z. Garfunkel, M. Lazar, 2008, "Geology and Evolution of the Southern Dead Sea Fault with Emphasis on Subsurface Structure", *Annu Rev Earth Planet Sci* 36:357–387.

Benetatos C., A. Kiratzi, C. Papazachos and G. Karakaisis, 2004, "Focal Mechanisms of Shallow and Intermediate Depth Earthquakes Along the Hellenic Arc", *Journal of Geodynamics*, 37, 253–296.

Benetatos C., A. Kiratzi, Z. Roumelioti, G. Stavrakakis, G. Drakatos and I. Latoussakis, 2005, "The 14 August 2003 Lefkada Island (Greece) Earthquake: Focal Mechanisms of the Mainshock and of the Aftershock Sequence", *Journal of Seismology*, 9, 171–190.

Berger, M.J., D.L. George, J. R.J. LeVeque and K.T. Mandli, 2011, "The GeoClaw Software for Depth-Averaged Flows with Adaptive Refinement", *Advances in Water Resources*, Volume 34, Issue 9, September 2011, Pages 1195–1206.

Bernardi, F., *Earthquake Source Parameters in the Alpine-Mediterranean Region from Surface Wave Analysis*, Diss. Nr. 15652, Ph.D. Thesis, ETH, 2004.

Biju-Duval, B., J. Letouzey and L. Montadert, 1978, "Structure and Evolution of the Mediterranean Basins" In: Hsue, K. and Montadert et al. (Editors), *Initial Report of the Deep Sea Drilling Project*, Vol. 42, Part 1, pp. 951–984.

Bohnhoff, M., H-P. Harjes and T. Meier, 2005, "Deformation and Stress regimes in the Hellenic subduction zone from focal Mechanisms", *Journal of Seismology*, 9: 341–366.

Bousquet, B. and P. Y. Péchoux, 1977, "La Sismicité du Bassin Egéen Pendant l'Antiquité; Méthodologie et Premiers Resultants", *Bulletin de la Société Géologique de France*, 19, 679-681.

Bryant, E.A., 1991, *Natural Hazards*, Cambridge University Press, 58–85, Cambridge.

Bryant, E.A., 2001, *Tsunami: The Underrated Hazard*, Cambridge University Press, Cambridge.

Caputo R., C. Alexandros, P. Spyros and S. Sotiris, 2012, "The Greek Database of Seismogenic Sources (GreDaSS): State-of-the-Art for Northern Greece", *Annals of Geophysics*, 55, 5.

CIESM, 2011, "Marine Geo-Hazards in the Mediterranean", In: The Mediterranean Science Commission Workshop Monographs N° 42 (F. Briand Ed.), *Marine Geo-Hazards in the Mediterranean*, 192 pages, Monaco.

Constantinescu, L., L. Ruprechtova and D. Eneso, 1966, "Mediterranean-Alpine Earthquake Mechanisms and their Seismotectonic Implications". *Geophys. J.R. Astron. Soc*., 10: 347-368.

Dao, M. H. and P. Tkalich, 2007, "Tsunami Propagation Modelling – A Sensitivity Study", *Natural Hazards and Earth System Sciences*, 7, 741–754.

Delibasis, N., M. Ziazia, N. Voulgaris, T. Papadopoulos, G. Stavrakakis, D. Papanastassiou and G. Drakatos, 1999, "Microseismic Activity and Seismotectonics of Heraklion Area (Central Crete Island, Greece)", *Tectonophysics* 308, 237–248.

Dengler, L. and B. Uslu, 2011, "Effects of Harbor Modification on Crescent City, California's Tsunami Vulnerability", *Pure and Applied Geophysics*, Volume 168, Issue 6-7, pp 1175-1185.

Dewey, J.F., A.M.C. Şengör, 1979, "Aegean and Surrounding Regions: Complex Multiple and Continuum Tectonics in a Convergent Zone", *Geological Society of America Bulletin*, 90, 84–92.

Dineva, S., 1993, *Catalogue of Earthquakes in Bulgaria, 1981-1990*, Bulg. Acad. Sci., Geophys. Inst., Seismol. Dep., 39 pp.

Dominey-Howes, D.T.M., G.S. Humphreys, and P.P. Hesse, 2006, "Tsunami and Paleotsunami Depositional Signatures and their Potential Value in Understanding the Late-Holocene Tsunami Record", *The Holocene*, vol. 16, 1095. doi: 10.1177/0959683606069400.

Dotsenko S. F. and S. L. Soloviev, 1990, "Mathematical Modelling of Tsunami Excitation Processes by Displacements of the Ocean Bottom", *Tsunami Researches* (in Russian), (4) 8–20, Moscow.

Dotsenko, S.F. and A.V. Ingerov, 2007, "Characteristics of Tsunami Waves In The Black Sea According to the Data of Measurements", *Physical Oceanography*, Vol. 17, No. 1.

Dotsenko, S.F. and A.V. Ingerov, 2010, "Numerical Modeling Of The Propagation And Strengthening Of Tsunami Waves Near The Crimean Peninsula And The Northeast Coast Of The Black Sea", *Physical Oceanography*, Vol. 20, No. 1, 2010.

Dotsenko, S.F. and A.V. Konovalov, 1996, "Tsunami Waves in the Black Sea in 1927: Observations and Numerical Modeling (in Thermohydrodynamics of the Ocean)" *Phys. Oceanogr*.,Vol.7, No.6, pp.389-401.

Dziewonski, A.M., T.A. Chou and J.H. Woodhouse, 1981, "Determination of Earthquake Source Parameters from Waveform Data for Studies of Global and Regional Seismicity", J. *Geophys. Res*., 86, 2825-2852.

Ebeling, C.W., E.A. Okal, N. Kalligeris and C.E. Synolakis, 2012, "Modern Seismological Reassessment and Tsunami Simulation of Historical Hellenic Arc Earthquakes", *Tectonophysics*, 530–531 , 225–239.

Eva C., M. Riuscetti and D. Slejko, 1988, "Seismicity of the Black Sea Region", *Boll. Geof. Teor. Appl*., XXX, 117-118, 53-66.

Eyidoğan, H. and J.A. Jackson, 1985, "A Seismological Study of Normal Faulting in the Demirci, Alaşehir and Gediz Earthquakes of 1969–70 in Western Turkey: Implications for the Nature and Geometry of Deformation in the Continental Crust", *Geophysical Journal of the Royal Astronomical Society*, 81, 569–607.

Fokaefs, A. and A.G. Papadopoulos, 2007, "Tsunami Hazard in the Eastern Mediterranean: Strong Earthquakes and Tsunamis in Cyprus and the Levantine Sea", *Natural Hazards*, 40,503-526.

Franchello, G. and E. Krausmann, 2008, "HyFlux2: A Numerical Model for the Impact Assessment of Severe Inundation Scenario to Chemical Facilities and Downstream Environment", *European Commission Scientific and Technical Research Series*, JRC 36005, EUR 23354 EN, ISBN 1018-5593, 15 pages.

Frohlich, C. and D.D. Scott, 1999, "How Well Constrained are Well-Constrained T, B, and P Axes in Moment Tensor Catalogs?", *Journal Of Geophysical Research*, 104, B3, 4901-4910.

Ganas, A. and T. Parsons, 2009, "Three-Dimensional Model of Hellenic Arc Deformation and Origin of the Cretan Uplift", *Journal of Geophysical Research*, vol. 114.

Garfunkel, Z., 2004, Origin of the Eastern Mediterranean Basin: A Reevaluation. Tectonophysics 391, 11–34.

Geist, E.L., 2002, "Complex Earthquake Rupture and Local Tsunamis", *Journal of Geophysical Research*, 107.

George, D., *Finite Volume Methods and Adaptive Refinement for Tsunami Propagation and Inundation*, PhD Thesis, University of Washington, 2006.

Gica, E., M.H. Teng, M. Asce, P.L.-F. Liu, F. Asce, V.V. Titov and H. Zhou, 2007, "Sensitivity Analysis of Source Parameters for Earthquake Generated Distant Tsunamis", *Journal of Waterways*, Port, Coasts and Ocean Engineering 133, 429–441.

Görür, N., 1997, "Crateceous Syn- to Postrift Sedimantation on the Southern Continental Margin of the Western Black Sea Basin", In: A. G. Robinson, American Association of Petroleum Geologists (AAPG), *Regional and Petroleum Geology of the Black Sea and Surrounding Region*, AAPG Memoir 68, pp. 227–240.

Goto, C., and Y. Ogawa, 1991, *Numerical Method of Tsunami Simulation With the Leap-Frog Scheme* (Translated for the TIME Project by N. Shuto), Disaster Control Research Center, Faculty of Engineering., Tohoku University, Sendai, Japan.

Goto, C.,Y. Ogawa, N. Shuto and F. Imamura, 1997, *IUGG/IOC TIME Project: Numerical Method of Tsunami Simulation with the Leap-Frog Scheme*, Intergovernmental Oceanographic Commission of UNESCO, Manuals and Guides # 35, 4 Parts, Paris.

Grilli S. T., J. M. Ioualalen, J. T. Kirby, P. Watts, J. Asavant and F. Shi, 2007, "Source Constraints and Model Simulation of the December 26, 2004, Indian Ocean Tsunami", *Journal of Ocean Engineering*, 133(6) 414–428.

Guidoboni, E. and A. Comastri, 1997, "The Large Earthquake of 8 August 1303 in Crete: Seismic Scenario and Tsunami in the Mediterranean Area", *Journal of Seismology*, 1, 55–72.

Guidoboni, E., A. Comastri and G. Traina (Eds.), 1994, *Catalogue of Ancient Earthquakes in the Mediterranean Area up to the 10th Century*, Istituto Nazionale Di Geofisica, Rome.

Guidoboni, E. (Ed.), 1989, *I Terremoti Prima del Mille in Italia e Nell'area Mediterranea*, Storia Geofisica Ambiente, Bologna, pp. 622-717.

Hall, J., A. Aksu, , C. Yaltırak, and J. Winsor, 2009, "Structural Architecture of the Rhodes Basin: A Deep Depocentre That Evolved Since the Pliocene *at the Junction of the Hellenic and Cyprus Arcs, Eastern Mediterranean",* Marine Geology, 258, 1–23.

Hamouda, A. Z., 2006, "Numerical Computations of 1303 Tsunamigenic Propagation Towards Alexandria, Egyptian Coast", *Journal of African Earth Sciences*, 44, 37–44.

Hanks, T.C. and H. Kanamori, 1979, "A Moment Magnitude Scale", *Journal of Geophysical Research: Solid Earth*, Volume 84, Issue B5, pages 2348–2350.

Hatzfeld, D., M.Besnard, , K. Makropoulos and P.Hatzidimitriou, 1993, "Microearthquake Seismicity and Fault-Plane Solutions in the Southern Aegean and its Geodynamic Implications", *Geophys. J . Int*. 115, 799-818.

Heuret, A., S. Lallemand, F. Funiciello, C. Piromallo, and C. Faccenna, 2011, "Physical Characteristics of Subduction Interface Type Seismogenic Zones Revisited", *Geochem. Geophys. Geosyst*., Volume 12, Issue 1, January 2011.

Helffrich, G. R., 1997, "How Good Are Routinely Determined Focal Mechanisms? Empirical Statistics Based on a Comparison of Harvard, USGS and ERI Moment Tensors", *Geophysical Journal International*, 131, 741-750.

Howe, T. M. and P. Bird, 2010, "Exploratory Models Of Long-Term Crustal Flow And Resulting Seismicity Across The Alpine-Aegean Orogen", *Tectonics*, Vol. 29, 4.

Hyndman, R.D., M. Yamano and D.A. Oleskevich, 1997, "The Seismogenic Zone Of Subduction Thrust Faults", *Island Arcs*, 6, 244–260.

Imamura, F., 1989, *Tsunami Numerical Simulation with the Staggered Leap-frog Scheme (Numerical code of TUNAMI-N1)*, School of Civil Engineering, Asian Institute Technical and Disaster Control Research Center, Tohoku University, Tohoku.

Imamura, F., 1996, "Review of Tsunami Simulation with a Finite Difference Method, Long-Wave Runup Models", In: Eds. Yeh, H., P. Liu and C. Synolakis, *Proceedings of the International Workshop*, Friday Harbour, USA, 12-17 September 1995 by World Scientific Publishing Co Pte Ltd., pp. 25-42.

Imamura, F., A.C. Yalçıner, A. C. and G. Özyurt, 2001, TUNAMI-N2: *Tsunami Modelling Manual*

International Seismological Centre, ISC, 2011, On-line Bulletin, Thatcham, United Kingdom, http://www.isc.ac.uk.

Jackson, J., 1994, "Active Tectonics of the Aegean Region", *The Annual Review of Earth and Planetary Sciences*, 22, 239–271.

Jolivet, L., C. Faccenna, B. Huet, L. Labrousse, , L. Le Pourhiet, O. Lacombe, E. Lecomte, E. Burov, Y. Denèle, J-P. Brun, M. Philippon, A. Paul, G. Salaün, H. Karabulut, C. Piromallo, P. Monié, F. Gueydan, A. Okay, R. Oberhänsli, A. Pourteau, R. Augier, L. Gadenne and O. Driussiü, 2013, "Aegean Tectonics: Strain Localisation, Slab Tearing and Trench Retreat", *Tectonophysics* 597–598, 1–33.

Jost, M. L., O. Knabenbauer, J. Cheng and H-P. Harjes, 2002, "Fault Plane Solutions of Microearthquakes and Small Events in the Hellenic Arc", *Tectonophysics*, 356, 87–114.

Kalafat, D., K. Kekovalı, Y. Güneş, M. Yılmazer, M. Kara, P. Deniz, P., M. Berberoğlu, 2009, *A Catalogue of Source Parameters of Moderate and Strong Earthquakes For Turkey and its Surrounding Area (1938-2008)*, Boğaziçi University Press, ISBN 978-975-518-303-9.

Kanamori, H., 1972, "Mechanism of Tsunami Earthquakes", *Physics of the Earth and Planetary Interiors,* 6, 346–359.

Kanamori, H., 1977, "The Energy Release in Great Earthquakes", *Journal of Geophysical Research :Solid Earth and Planets*, Volume 82, Issue 20, pages 2981–2987.

Kanamori H. and E. E. Brodsky, 2004, The Physics of Earthquakes. *Rep. Prog. Phys*. 67 1429–1496.

Karabulut, H., Z. Roumelioti, C. Benetatos, A.K. Mutlu, S. Özalaybey, M. Aktar and A. Kiratzi, 2006, "A Source Study of the 6 July 2003 (Mw 5.7) Earthquake Sequence in the Gulf of Saros (Northern Aegean Sea): Seismological evidence for the Western Continuation of the Ganos Fault", *Tectonophysics*, 412, 195-216.

Kiratzi, A.A. and C.B. Papazachos, 1995, "Active Deformation of the Shallow Part of the Subducting Lithospheric Slab in the Southern Aegean", *J. Geodyn*. 19, 65-78.

Kiratzi, A. and E. Louvari, 2003, "Focal Mechanisms of Shallow Earthquakes in the Aegean Sea and the Surrounding Lands Determined by Waveform Modelling: a New Database", *Journal of Geodynamics*, 36, 251–274.

Kiratzi A., C. Benetatos and Z. Roumelioti, 2007, "Distributed Earthquake Focal Mechanisms in the Aegean Sea", *Bulletin of the Geological Society of Greece*, 40, 1125–1137.

Koravos, G. Ch., I. G. Main, T. M. Tsapanos and R. M. W. Musson, 2003, "Maximum Earthquake Magnitudes in the Aegean Area Constrained by Tectonic Moment Release Rates", *Geophysical Journal International*, 152, 94–112.

Kreemer, C. and N. Chamot-Rooke, 2004, "Contemporary Kinematics of the Southern Aegean and the Mediterranean Ridge", *Geophysical Journal International*, 157, 1377–1392.

Kurkin A.A., A.C. Kozelkov, A.I. Zaitsev, N. Zahibo and A.C. Yalçıner, 2003, "Tsunami Risk for the Caribbean Sea Coast", *Izvestiya of Russian Academy of Engineering Sciences*, Vol. 4, pp. 126 – 149 (in Russian).

Le Pichon, X. and J. Angelier, 1979, "The Hellenic Arc and Trench system: A Key to the Neotectonic Evolution of the Eastern Mediterranean Area", *Tectonophysics*, 60, 1-42.

Leonard, M., 2010, "Earthquake Fault Scaling: Self-Consistent Relating of Rupture Length, Width, Average Displacement, and Moment Release", *Bulletin of the Seismological Society of America*, Vol. 100, No. 5A, pp. 1971–1988, doi: 10.1785/0120090189.

Levin, B. and B. Nosov, 2009, *Physics of Tsunamis*, Spinger, ISBN 978-1-4020-8855-1.

Lorito, S., M. M. Tiberti, R. Basili, A. Piatanesi and G. Valensise, "Earthquake-Generated Tsunamis in the Mediterranean Sea: Scenarios of Potential Threats to Southern Italy", 2007, *Journal of Geophysical Research*, Vol. 113, B01301.

Løvholt, F., S. Glimsdal, C. B. Harbitz, N. Zamora, F. Nadim, P. Peduzzi, H. Dao and H. Smebye, 2012, "Tsunami Hazard and Exposure on the Global Scale", *Earth-Science Reviews*, 110, 58–73.

Macías, J., J. M. Castro, J.M. González-Vida, M. de la Asunción and S. Ortega, 2014, "HySEA: An Operational GPU-Based Model for Tsunami Early Warning Systems", *Geophysical Research Abstracts* Vol. 16, EGU2014-14217, 2014.

Mader, C.L., 2004, *Numerical Modeling of Water Waves*, CRC Press; 2nd edition, ISBN 0-8493-2311-8.

Makris, J. and C. Stobbe, 1984, "Physical Properties and State of the Crust and Upper Mantle of the Eastern Mediterranean Sea Deduced from Geophysical Data", *Marine Geology*, 55, 347–363.

Mcclusky, S., S. Balassanian, A. Barka, C. Demir, S. Ergintav, I. Georgiev, O. Gürkan, M. Hamburger, K. Hurst, H. Kahle, K. Kastens, G. Kekelidze, R. King, V. Kotzev, O. Lenk, S. Mahmoud, A. Mishin, M. Nadariya, A. Ouzounis, D. Paradissis, Y. Peter, M. Prilepin, R. Reilinger, I. Şanlı, H. Seeger, A. Tealeb, M.N. Toksöz and G. Veis, 2000, "Global Positioning System Constraints on Plate Kinematics and Dynamics in the Eastern Mediterranean and Caucasus", *Journal of Geophysical Research*, 105, 5695–5719.

Mcclusky, S., R. Reilinger, S. Mahmoud, D. Ben-Sari and A. Tealeb, 2003, "GPS Constraints on Africa (Nubia) and Arabia Plate Motions", *Geophysical Journal International*, 155, 126–138.

McKenzie, D.P., 1970, "Plate Tectonics of the Mediterranean Region", *Nature,* 226, 239 – 243.

McKenzie, D.P., 1972, "Active Tectonics of the Mediterranean Region", *Geophys. J.R. Ast. Soc.,* 30, 109–185.

McKenzie, D.P., 1978, "Active Tectonics of the Alpine–Himalayan Belt: the Aegean Sea and Surrounding Regions", *Geophysical Journal of the Royal Astronomical Society*, 55, 217–254.

Meier, T., D. Becker, B. Endrun, M. Rische, M. Bohnhoff, B. Stöckhert and H.-P. Harjes , 2007, “A Model for the Hellenic Subduction Zone in the Area of Crete Based on Seismological Investigations”, *Geological Society*, London, Special Publications 2007, v.291; p183-199.

Mercier, J.L., D. Sorel, P. Vergely and K. Simekis, 1989, “Extensional Tectonic Regimes in the Aegean Basins During the Cenozoic”, *Basin Research*, 2, 49–71.

Mitsakaki, C., M. G. Sakellariou, D. Tsinas, 2013, “A Study of the Crust Stress Field for the Aegean Region (Greece)”, *Tectonophysics*, Vol. 597–598, 50–72.

Mitsoudis, D.A., E.T. Flour, N. Chrysoulakis, Y. Kamarianakis, E.A. Okal and C.E. Synolakis, 2012, “Tsunami Hazard in the Southeast Aegean Sea”, *Coastal Engineering*, 60, 136–148.

Moratto, L., B. Orlecka-Sikora, G. Costa, P. Suhadolc, C. Papaioannou and C.B. Papazachos, 2007, “A Deterministic Seismic Hazard Analysis for Shallow Earthquakes in Greece”, *Tectonophysics*, 442, 66–82.

Nalbant. S., A. Hubert and G.C.P. King, 1991, "Stress Coupling Between Earthquakes in Northwest Turkey and the North Aegean Sea ", *Journal of Geophysical Research*, 103, 24469-24486.

NAMI DANCE, 2011, *Manual of Numerical Code NAMI DANCE*, published in http://namidance.ce.metu.edu.tr

Necmioğlu, Ö. and N.M. Özel, 2014, “An Earthquake Source Sensitivity Analysis for Tsunami Propagation in the Eastern Mediterranean”, *Oceanography*, 27(2): 76–85.

Nikishin, A.M., M.V. Korotaev, A.V. Ershov, M-F. Brunet, 2003, “The Black Sea Basin: Tectonic History and Neogene–Quaternary Rapid Subsidence Modelling”, *Sedimentary Geology* 156,149–168.

Oberhummer, E., 1902, *Die Insel Cypern: Eine Landeskunde auf Historischer Grundlage*, Ackermann, Munich.

Okada, Y., 1985, "Surface Deformation due to Shear and Tensile Faults in a Half-Space", *Bulletin of the Seismological Society of America*, 75, 1135–1154.

Okal, E. A., 1988, "Seismic Parameters Controlling Farfield Tsunami Amplitudes: A Review", *Natural Hazards*, 1, 67–96.

Okal, E. A. and C. E. Synolakis, 2004, "Source Discriminants for Near-Field Tsunamis", *Geophysical Journal International*, 158, 899–912.

Okal, E. A. and C. E. Synolakis, 2008, "Far-Field Tsunami Hazard From Mega-Thrust Earthquakes in the Indian Ocean", *Geophysical Journal International*, 172, 995–1015.

Okal, E. A., C. E. Synolakis and A. C. Yalçıner, 2004, "The Amorgos, Greece, Earthquake and Tsunami of 9 July 1956: Focal Mechanism and Field Survey", *EOS*, Transactions, American Geophysical Union, 85(47), Fall Meet. Suppl., Abstract OS23D-1358.

Okal, E. A., C. E. Synolakis, B. Uslu, N. Kalligeris and E. Voukouvalas, 2009, "The 1956 Earthquake and Tsunami in Amorgos, Greece", *Geophysical Journal International*, 178, 1533–1554.

Özel, M. N., Ö. Necmioğlu, A.C. Yalçıner, D. Kalafat, M. Erdik, 2011, "Tsunami Hazard in the Eastern Mediterranean and its Connected Seas: Toward a Tsunami Warning Center in Turkey", *Soil Dynamics and Earthquake Engineering*, Volume 31, Issue 4, April 2011, Pages 598-610.

Özer, C., 2012, *Tsunami Hydrodynamics in Coastal Zones*, PhD. Thesis, Middle East Technical University, Ankara, Turkey, 2012, 187 pages.

Papadimitriou, E. E., V.G. Karakostas, 2008, "Rupture Model of the Great AD 365 Crete Earthquake in the Southwestern Part of the Hellenic Arc", *Acta Geophysica*, Vol. 56, No. 2, pp 293-312.

Papadopoulos, G. (Ed.), 2011, *The Seismic History of Crete*, Ocelatos Publications, ISBN 978-960-9499-68-2.

Papadopoulos, G. A., 2001, "Tsunamis in the East Mediterranean: A Catalogue for the Area of Greece and Adjacent Seas", *In: Proceedings of the Joint IOC-IUGG International Workshop, Tsunami Risk Assessment Beyond 2000: Theory, Practice and Plans*, Moscow, June 14–16, 2000, 34–42.

Papadopoulos, G. A., G. Diakogianni, A. Fokaefs, and B. Ranguelov, 2011, "Tsunami Hazard in the Black Sea and the Azov Sea: A New Tsunami Catalogue", *Natural Hazards Earth System Science*, 11, 945–963.

Papadopoulos, G. A., E. Daskalaki, A. Fokaefs and N. Giraleas, 2007, "Tsunami Hazard in the Eastern Mediterranean: Strong Earthquakes and Tsunamis in the East Hellenic Arc and Trench System", *Natural Hazards and Earth System Sciences*, 7, 57–64.

Papaioannou, Ch. A. and B. C. Papazachos, 2000, "Time-Independent and Time-Dependent Seismic Hazard in Greece Based on Seismogenic Sources", *Bulletin of the Seismological Society of America*, 90, 1, 22–33.

Papazachos, B., A. Kiratzi, E. Paradimitriou, 1991, "Regional Focal Mechanism for Earthquakes in the Aegean Area", *Pure and Applied Geophysics*, 4, 405–419.

Papazachos, B.C., 1990, "Seismicity of the Aegean and Surrounding area", *Tectonophysics* 178, 287–308.

Papazachos, B. C., 1996, "Large Seismic Faults in the Hellenic Arc", *Annali di Geofisica*, Vol. XXXIX, No.5.

Papazachos, B. C., Ch. Koutitas, P. M. Hatzidimitriou, B. M., Karakostas and C. A. Papaioannou, 1986, "Tsunami Hazard in Greece and the Surrounding Area", *Annales Geophysicae*, 4, 79–90.

Papazachos, B. C. and K. Papazachou, 1989, *The Earthquakes of Greece*, Ziti Publication, Thessaloniki, 347 pp. (in Greek).

Papazachos, B. C. and Ch. A. Papaioannou, 1999, "Lithospheric Boundaries and Plate Motions in the Cyprus Area", *Tectonophysics*, 308, 193–204.

Pararas-Carayannis, G., 2011, "The Earthquake and Tsunami of July 21, 365 AD in the Eastern Mediterranean Sea – A Review of Impact on the Ancient World – Assessment of Recurrence and Future Impact", *Science of Tsunami Hazards*, Vol. 30, No. 4, page 253.

Parke, G., 2001, *Active Tectonics and Sedimentary Process in Western Turkey*, Ph.D. Dissertation, University of Cambridge.

Peregrine, D.H., 1972, "Equations for Water Waves and the Approximation Behind them", In: *Waves on Beaches and Resulting Sediment Transport*, In: *Proceedings of an Advanced Seminar Conducted by the Mathematics Research Center*, Academic Press, New York, pp. 95-121.

Perrey, A., 1850, "Me´moire sur les Tremblements de Terre Ressentis dans la Peninsula Turko-Helle´nique et en Syrie", *Mem Couronnes Mem Savants Etrang Acad R Sci Lett Beaux-Arts*, 23:17, 27, Bruxelles.

Perrey, A., 1850, "Liste des Tremblements de Terre Ressentis en 1848", *Annuaire Météorolog. de la France*, pp. 296-300.

Pilidou, S., Priestley, K., Jackson, J. and Maggi, A., 2004, "The 1996 Cyprus Earthquake: a Large, Deep Event in the Cyprean Arc". *Geophys. J. Int*. 158, 85-97.

Pondrelli,S., A. Morelli and G. Ekström, 2004, "European-Mediterranean Regional Centroid-Moment Tensor Catalog: Solutions for Years 2001 and 2002", *Physics of the Earth and Planetary Interiors,* 145, 127–147.

Pondrelli, S., S. Salimbenia, A. Morelli, G. Ekström, L. Postpischl, G. Vannucci and E. Boschi, 2011, "European–Mediterranean Regional Centroid Moment Tensor Catalog: Solutions for 2005–2008", *Physics of the Earth and Planetary Interiors,* 185 (2011) 74–81.

Pondrelli, S., A. Morelli, G. Ekström, S. Mazza, E. Boschi and A.M. Dziewonski, 2002, "European–Mediterranean Regional Centroid-Moment Tensors: 1997–2000", *Physics of the Earth and Planetary Interiors,* 130, 71–101.

Radulian M., E. Popescu, A. Bala and A. Utale, 2002, "Catalog of Fault Plane Solutions for the Earthquakes Occurred on the Romanian Territory", *Rom. Journ. Phys*., 47, 663-685.

Ranguelov, B. and D. Gospodinov, 1994, "Seismic Activity After the Earthquake of 31 March, 1901 in the Shabla-Kaliakra Zone (in Bulgarian)", *Bulgarian Geophysical Journal*, 20, 44– 49.

Rastsvetaev, L.M., 1987, "Tectono-Dynamical Environments of the Great Caucasus Alpine Structure Origin" In: Milanovsky, E.E., Koronovsky, N.V. (Eds.), *Geology and Mineral Resources of the Great Caucasus*, Nauka, Moscow, pp. 69–96. in Russian.

Reilinger, R.E., S.C. McClusky, M.B. Oral, R.W. King, M.N. Toksöz, A.A. Barka, Kinik, I., O. Lenk and I. Şanlı, 1997, "Global Positioning System Measurements of Present-Day Crustal Movements in the Arabia – Africa – Eurasia Plate Collision Zone, *Journal of Geophysical Research,* 102 (B5), 9983–9999.

Reilinger, R., S. McClusky, P. Vernant, S. Lawrence, S. Ergintav, R. Cakmak, H. Ozener, F. Kadirov, I. Guliev, R. Stepanyan, M. Nadariya, G. Hahubia, S. Mahmoud, K. Sakr, A. ArRajehi, D. Paradissis, A. Al-Aydrus, M. Prilepin, T. Guseva, E. Evren, A.

Dmitrotsa, S. V. Filikov, F. Gomez, R. Al-Ghazzi and G. Karam, 2006, "GPS Constraints on Continental Deformation in the Africa-Arabia- Eurasia Continental Collision Zone and Implications for the Dynamics of Plate Interactions", *Journal of Geophysical Research*, Vol. 111, B05411.

Reilinger, R., S. McClusky, D. Paradissis, S. Ergintav and P. Vernant, 2010, "Geodetic Constraints on the Tectonic Evolution of the Aegean Region and Strain Accumulation Along the Hellenic Subduction Zone", *Tectonophysics* 488, 22–30.

Robertson, A.H.F. and J.E. Dixon, 1984, "Introduction: Aspects of the Geological Evolution of the Eastern Mediterranean". In: Dixon, J.E., Robertson, A.H.F. (Eds.), *Geological Evolution of the Eastern Mediterranean*, *Geol. Soc. Spec. Publ*. London, Vol. 17, pp. 1–74.

Robertson, A.H.F. and D. Mountrakis, 2006, "Tectonic Development of the Eastern Mediterranean Region: An Introduction", *Geological Society*, London, Special Publications 2006; v. 260; p. 1-9.

Rockwell, T., A. Barka, T. Dawson, S. Akyuz and K. Thorup, 2001, "Paleoseismology of the Gaziköy-Saros Segment of the North Anatolia Fault, Northwestern Turkey: Comparison of the Historical and Paleoseismic Records, Implications of Regional Seismic hazard, and Models of Earthquake Recurrence", *Journal of Seismology,* 5: 433–448.

Saatçılar, R., S. Ergintav, E. Demirbağ and S. Inan, 1999, "Character of Active Faulting in the North Aegean Sea", *Marine Geology*, 160, 339–353.

Salamon, A., T. Rockwell, S. N. Ward, E. Guidoboni and A. Comastri, 2007, "Tsunami Hazard Evaluation of the Eastern Mediterranean: Historical Analysis and Selected Modeling", *Bulletin of the Seismological Society of America*, Vol. 97, No. 3, 705–724.

Salamon, A., A. Hofstetter, Z. Garfunkel and H. Ron, 1996, "Seismicity of the Eastern Mediterranean Region: Perspective from the Sinai Subplate", *Tectonophysics*, 263, 293–305.

Salamon, A., A. Hofstetter, Z. Garfunkel, and H. Ron, 2003, "Seismotectonics of the Sinai Subplate: the Eastern Mediterranean Region", *Geophysical Journal International*, 155, 149–173.

Saleh, S., 2013, "3D Crustal and Lithospheric Structures in the Southeastern Mediterranean and Northeastern Egypt", *Pure and Applied Geophysics*, 170, 2037–2074

Satake, K., 1985, "Effects of Station Coverage on Moment Tensor Inversion", *Bulletin of the Seismological Society of America*, Vol.75, No. 6, 1657-1667.

Satake, K., 2002, "Tsunamis", In: I*nternational Handbook of Earthquake and Engineering Seismology, Volume 81A*, pages 437-451, ICBN:0-12-440652-1.

Satake, K., 2007, "Tsunamis", In: *Treatise of Geophysics*, Elsevier, Pages 482-511, ISBN 0444519289.

Satake, K., 2011, "Unforecasted Earthquake and Forgotten Tsunamis: Lessons from 2011 Tohoku Event", American Geophysical Union, Fall Meeting 2011, Abstract #NH12A-05.

Sbeinati, M. R., R. Darawcheh and M. Mouty, 2004, "The Historical Earthquakes of Syria: An Analysis of Large and Moderate Earthquakes from 1365 B.C. to 1900 A.D.", *Annals of Geophysics*, 47, 733–758.

Sbeinati, M. R., R. Darawcheh, M. Mouty, 2005, "The Historical Earthquakes of Syria: An Analysis of Large and Moderate Earthquakes from 1365 B.C. to 1900 A.D.", *Annals of Geophysics*, 48, 347–436.

Sboras, S., S. Pavlides, R. Caputo, A. Chatzipetros, A. Michailidou, A. Valkaniotis and G. Papathanasiou, 2011, "Improving Resolution of Seismic Hazard Estimates for Critical Facilities: The Database of Greek Crustal Seismogenic Sources in the Frame of the Share Project", In: *Proceedings of the 30° Convegno Nazionale GNGTS*, 14-17 November, 2011,Trieste, Extended Abstracts, 232-235.

Scholz, C.H., 1998, "*Earthquakes and friction laws*", Nature, 391, 37–42.

Shaw, B., N. N. Ambraseys, P. C. England, M. A. Floyd, G. J. Gorman, T. F. G. Higham, J. A. Jackson, J.-M. Nocquet, C. C. Pain and M. D. Piggott, 2008, "Eastern Mediterranean Tectonics and Tsunami Hazard Inferred from the AD 365 Earthquake", *Nature Geoscience*, 1, 268-276.

Shaw, B. and J. Jackson, 2010, "Earthquake Mechanisms and Active Tectonics of the Hellenic Subduction Zone", *Geophysical Journal International*, 181, 966-984

Shuto, N., C. Goto and F. Imamura, 1990, "Numerical Simulation as a Means of Warning for Nearfield Tsunami", *Coastal Engineering in Japan*, 33, 773–793.

Shuto, N. 1991. "Numerical Simulation of Tsunamis: Its Present and Near Future", *Natural Hazards* 4, 171–191.

Sieberg, A., 1932, "Untersuchungen über Erdbeben und Bruchscholenbau im Ostlichen Mittelmeergebeit", *Denkschrifften der Medizinsch-Naturwissenschaft Gesellschaft zu Jena*, 18, 161–273.

Snopek, K., T. Meier, B. Endrun, M. Bohnhoff and U. Casten, 2007, "Comparison of Gravimetric and Seismic Constraints on the Structure of the Aegean Lithosphere in the Forearc of the Hellenic Subduction Zone in the Area of Crete", *Journal of Geodynamics*, doi:10.1016/j.jog.2007.03.005

Soloviev, S. L., 1990, "Tsunamigenic Zones in the Mediterranean Sea", *Natural Hazards*, 3, 183–202.

Soloviev, S. L., O. N. Solovieva, C. N. Go, K. S. Kim and N. A. Shchetnikov (Eds.), 2000, *Tsunamis in the Mediterranean Sea – 2000 B.C.–2000 A.D*., Kluwer Academic Publishers, 237 pp.

Sørensen, M.B., M. Spada, A. Babeyko, S. Wiemer and G. Grünthal, 2012, "Probabilistic Tsunami Hazard in the Mediterranean Sea", *Journal of Geophysical Research*, vol. 117, B01305.

Stampfli, G.M., Borel, G.D., 2002, "A Plate Tectonic Model for the Paleozoic and Mesozoic Constrained by Dynamic Plate boundaries and Restored Synthetic Ocean Isochrons", *Earth Planet. Sci. Lett*. 196, 17–33.

Stein, S. and M. Wysession (Eds.), 2003, *An Introduction to Seismology, Earthquakes and Earth Structure*, Blackwell Publishing.

Stein, S., Geller, R.J., Liu, M., 2012, "Why Earthquake Hazard Maps Often Fail and What to do About it?" *Tectonophysics* 562–563 (2012) 1–25.

Stern, R.J., 2002, "Subduction Zones", *Rev. Geophys*., 40, 3–1.

Strobl, M., R. Hetzela, C. Fassoulas and P.W. Kubik, 2014, "A Long-Term Rock Uplift Rate for Eastern Crete and Geodynamic Implications for the Hellenic Subduction Zone", *Journal of Geodynamics,* 78 (2014) 21–31.

Şengör, A.M.C., N. Görür and F. Saroğlu, 1985, "Strike–slip Faulting and Related Basin Formation in Zones of Tectonic Escape: Turkey as a Case Study", In: K.T. Biddle, N. Christie-Blick (Eds.), *Strike–Slip Deformation, Basin Formation and Sedimentation*, Society of Economic Paleontologists and Mineralogists Special Publication, 37, 227– 264.

Tari, E., M. Sahin, A. Barka, R. Reilinger, R.W. King, S. McClusky and M. Prilepin, 2000, "Active Tectonics of the Black Sea with GPS", *Earth Planets Space*, 52, 747–751.

Taymaz, T., J. A. Jackson and R. Westaway, 1990, "Earthquake Mechanisms in the Hellenic Trench Near Crete", *Geophysical Journal International*, 102, 695–731.

Taymaz, T., J. A. Jackson and D. Mckenzie, 1991, "Active Tectonics of the North and Central Aegean Sea", *Geophysical Journal International*, 106, 433–490.

Tinti, S., A. Maramai and L. Graziani, 2001, "A New Version of the European Tsunami Catalogue: Updating and Revision", *Natural Hazards and Earth System Sciences*, 1, 255–262

Tinti, S., A. Armigliato, G. Pagnoni and F. Zaniboni, 2005, "Scenarios of Giant Tsunamis of Tectonic Origin in the Mediterranean", *ISET Journal of Earthquake Technology*, 42, 171– 188.

Titov, V.V., H.O. Mofjeld, F.I. Gonzalez and J.C. Newman, 1999, *Offshore Forecasting of Hawaiian Tsunamis Generated in Alaskan-Aleutian Subduction Zone*, NOAA Technical Memorandum ERL PMEL-114, Pacific Marine Environmental Laboratory, USA.

Titov, V.V. and C.E. Synolakis, 1998, "Numerical Modeling of Tidal Wave Run-Up", *Journal of Waterway, Port, Coastal and Ocean Engineering*, Vol. 124 (4), pp. 157-171.

Udias A., E. Buforn and J. Ruiz De Gauna, 1989, *Catalogue of Focal Mechanisms of European Earthquakes*, Department of Geophysics, Universidad Complutense, Madrid

USGS, 2000, *Implications for Earthquake Risk Reduction in the United States from the Kocaeli, Turkey, Earthquake of August 17, 1999*, U.S. Geological Survey Circular 1193

Vannucci, G. And P. Gasperini, 2004, "The new Release of the Database of Earthquake Mechanisms of the Mediterranean Area (EMMA Version 2)", *Annals of Geophysics*, Supplement to Vol. 47, No.1, 307-334.

Vannucci, G., S. Pondrelli, A., Argnani, A. Morelli, P. Gasperini and E. Boschi, 2004, "An Atlas of Mediterranean Seismicity", *Annals of Geophysics*, Supplement to Vol. 47, No. 1.

Volvovsky, B.S., 1989. "Seismicity". In: Beloussov, V.V., Volvovsky, B.S. (Eds.), *Structure and Evolution of the Earth's Crust and Upper Mantle of the Black Sea*. Nauka, Moscow, pp. 95 – 97. in Russian.

World Bank, 2012, *Sendai Report – Managing Disaster Risks for a Resilient Future.*

Yalçıner, A.C., C.E. Synolakis, B. Alpar, J. Borrero, Y. Altınok, F. Imamura, S. Tinti, Ş. Ersoy, U. Kuran, S. Pamukçu and U. Kanoğlu, 2001, "Field Surveys and Modeling 1999 Izmit Tsunami", *International Tsunami Symposium ITS 2001*, Paper 4-6, Seattle, Washington, pp. 557-563.

Yalçıner, A.C., B. Alpar, Y. Altınok, I. Ozbay, F. Imamura, 2002, "Tsunamis in the Sea of Marmara: Historical Documents for the Past, Models for Future", *Marine Geology*, 2002, 190, pp. 445-463.

Yalçıner, A. C., E. Pelinovsky, T. Talıpova, A. Kurkın, A. Kozelkov and A. Zaitsev, 2004, "Tsunami in the Black Sea: Comparison of the Historical, Instrumental and Numerical Data", *Journal of Geophysical Research*, 109.

Yalçıner, A.C. and E. Pelinovsky, 2007 "A Short Cut Numerical Method for Determination of Resonance Periods of Free Oscillations in Irregular Shaped Basins", *Ocean Engineering*, Vol. 34, Issues 5–6, April 2007, pp. 747-757.

Yalçıner, A.C., C. Özer, H. Karakuş, A. Zaytsev and I. Güler, 2010, "Evaluation of Coastal Risk at Selected Sites Against Eastern Mediterranean Tsunamis", In: *Proceedings of*

32nd International Conference on Coastal Engineering (ICCE 2010), Shanghai, China, June 30 – July 5, 2010.

Yaltırak, C., 2003, *Edremit Körfezi ve Kuzeyinin Jeodinamik Evrimi (Geodynamic Evolution of the Gulf of Edremit and its North)*, PhD Dissertation, Istanbul Technical University, Institute of Avrasya Earth Sciences, 245 pp (in Turkish)

Wessel, P., W. H. F. Smith, R. Scharroo, J. F. Luis, and F. Wobbe, "Generic Mapping Tools: Improved Version Released", *EOS* Trans. AGU, 94, 409-410, 2013.

WMO, 1998, *Guide to Wave Analysis and Forecasting, 2nd Edition (WMO-702)*, World Meteorological Organization, ISBN 92-63-12702-6.

Yolsal, S., T. Taymaz and A. C. Yalçıner, 2007, "Understanding Tsunamis, Potential Source Regions and Tsunami-Prone Mechanisms in the Eastern Mediterranean", *Geological Society Special Publications*, London, , 291, 201-230.

Yolsal, S., and T. Taymaz, 2010, "Sensitivity Analysis on Relations Between Earthquake Source Rupture Parameters and Far-Field Tsunami Waves: Case Studies in the Eastern Mediterranean Region", *Turkish Journal of Earth Sciences*, 19, 313–349.

Yolsal-Çevikbilen, S. and T. Taymaz, 2012, "Earthquake Source Parameters Along the Hellenic Subduction Zone and Numerical Simulations of Historical Tsunamis in the Eastern Mediterranean", *Tectonophysics*, 536-537, 61-100.

Zahibo, N., E. Pelinovsky, A. C. Yalçıner, A. Kurkin, A. Koselkov and A. Zaitsev, 2003, "The 1867 Virgin Island Tsunami", *Natural Hazards and Earth System Sciences*, 3, 367–376.

Zaitsev, A., A. Kozelkov, A. Kurkin, E. Pelinovsky, T. Talipova and A.C. Yalçıner, 2002, "Tsunami Modelling in Black Sea", *Izvestiya of Russian Academy of Engineering Sciences*, Series: Applied Mathemathics and Mechanics, 3, 27-45.

Zaitsev, A., A.C. Yalçıner, E. Pelinovsky, A. Kurkin, C. Özer, I. İnsel, H. Karakuş and G. Özyurt, 2008, "Tsunamis in Eastern Mediterranean, Histories, Possibilities and Realities", In: *Proceedings of 7th International Conference on Coastal and Port Engineering in Developing Countries*, Dubai, UAE, February 24-28, 2008.

Zamora, N., G. Franchello, G., and A. Anunziato, 2014, "Validation of the JRC Tsunami Propagation and Inundation Codes", *Science of Tsunami Hazards*, Volume 33, Number 2, Pages 112-132.

Zoback, M.L., 1992, "First- and Second-Order Patterns of Stress in the Lithosphere: The World Stress Map Project", *Journal of Geophysical Research*, 97, 11703-11728.